

Prometeon Italian Round, 14-16 July 2023
Chronological Analysis Race 2

Imola Circuit 4.936 m

Start at 12:30'44.971

1 / 4

1° 62 S. MANZI [1'51.445]							
Lap	Seg.1	Seg.2	Seg.3	Seg.4	Lap Time	km/h	Local Time
1		35.043	29.600	24.058	1'53.455	191,7	12:32'38.426
2	23.922	34.796	29.735	23.747	1'52.200	242,8	12:34'30.626
3	23.683	34.689	29.712	23.691	1'51.775	243,9	12:36'22.401
4	23.638	34.429	29.682	23.696	1'51.445	243,9	12:38'13.846
5	23.648	34.903	29.561	23.780	1'51.892	244,4	12:40'05.738
6	23.830	34.770	29.647	23.806	1'52.053	245,6	12:41'57.791
7	23.555	35.255	29.695	23.792	1'52.297	247,9	12:43'50.088
8	23.742	34.875	29.644	24.033	1'52.294	243,3	12:45'42.382
9	23.754	34.863	29.620	23.843	1'52.080	242,8	12:47'34.462
10	23.751	34.755	29.840	23.867	1'52.213	242,2	12:49'26.675
11	23.795	34.735	29.634	23.762	1'51.926	242,2	12:51'18.601
12	23.679	34.734	29.763	23.750	1'51.926	243,3	12:53'10.527
13	23.801	34.929	29.704	23.788	1'52.222	243,3	12:55'02.749
14	23.733	34.991	29.996	23.788	1'52.508	243,3	12:56'55.257
15	23.826	34.954	29.739	23.775	1'52.294	243,9	12:58'47.551
16	23.799	34.883	29.848	24.022	1'52.552	242,8	13:00'40.103
17	23.810	35.055	29.829	24.497	1'53.191	243,9	13:02'33.294

Race Time 31'48.523

2° 11 N. BULEGA [1'51.492]							
Lap	Seg.1	Seg.2	Seg.3	Seg.4	Lap Time	km/h	Local Time
1		34.826	29.671	23.741	1'52.672	196,4	12:32'37.643
2	23.544	34.675	29.494	23.779	1'51.492	247,3	12:34'29.135
3	23.526	34.987	29.583	23.785	1'51.881	247,9	12:36'21.016
4	23.660	34.924	29.681	23.857	1'52.122	247,3	12:38'13.138
5	23.577	34.844	29.817	23.938	1'52.176	247,9	12:40'05.314
6	23.712	34.993	29.687	23.806	1'52.198	248,5	12:41'57.512
7	23.664	35.780	29.671	23.817	1'52.932	249,0	12:43'50.444
8	23.687	34.966	29.628	24.130	1'52.411	251,4	12:45'42.855
9	23.684	35.002	29.611	23.975	1'52.272	250,8	12:47'35.127
10	23.623	35.140	30.007	24.011	1'52.781	249,6	12:49'27.908
11	23.955	35.223	29.920	24.154	1'53.252	248,5	12:51'21.160
12	23.737	35.038	29.883	24.012	1'52.670	249,0	12:53'13.830
13	23.645	35.325	29.837	24.098	1'52.905	249,6	12:55'06.735
14	23.826	35.376	30.017	24.246	1'53.465	249,0	12:57'00.200
15	23.812	35.323	29.970	24.115	1'53.220	249,6	12:58'53.420
16	23.805	35.346	30.010	24.232	1'53.393	248,5	13:00'46.813
17	23.867	35.522	29.900	24.380	1'53.669	249,6	13:02'40.482

Race Time 31'55.511

3° 55 Y. MONTELLA [1'51.967]							
Lap	Seg.1	Seg.2	Seg.3	Seg.4	Lap Time	km/h	Local Time
1		35.091	29.756	23.939	1'53.660	195,6	12:32'38.631
2	23.914	34.829	29.821	23.865	1'52.429	246,1	12:34'31.060
3	23.713	34.654	29.839	23.809	1'52.015	246,7	12:36'23.075
4	23.723	34.671	29.711	23.862	1'51.967	246,1	12:38'15.042
5	23.760	35.127	30.125	23.803	1'52.815	246,1	12:40'07.857
6	23.670	34.926	29.775	23.927	1'52.298	247,9	12:42'00.155
7	23.832	34.885	29.909	24.542	1'53.168	246,7	12:43'53.323
8	23.721	34.944	29.858	24.013	1'52.536	245,6	12:45'45.859
9	23.768	34.980	29.899	24.047	1'52.694	246,1	12:47'38.553
10	23.744	34.988	29.955	23.934	1'52.621	245,6	12:49'31.174
11	23.843	34.966	29.892	23.971	1'52.672	245,6	12:51'23.846
12	23.745	34.957	30.119	23.986	1'52.807	246,1	12:53'16.653
13	23.696	34.955	30.026	24.027	1'52.704	245,6	12:55'09.357
14	23.888	35.149	29.859	24.146	1'53.042	246,1	12:57'02.399
15	23.824	35.183	30.074	24.192	1'53.273	246,1	12:58'55.672
16	23.822	35.029	29.998	24.163	1'53.012	245,6	13:00'48.684
17	23.794	35.198	30.166	25.256	1'54.414	246,1	13:02'43.098

Race Time 31'58.127

4° 99 A. HUERTAS [1'52.374]							
Lap	Seg.1	Seg.2	Seg.3	Seg.4	Lap Time	km/h	Local Time
1							
2	24.068						
3	23.910						

1		35.358	29.855	24.239	1'54.586	198,6	12:32'39.557
2	23.685	34.937	29.805	23.948	1'52.375	249,6	12:34'31.932
3	23.893	34.888	29.657	24.730	1'53.168	248,5	12:36'25.100
4	23.937	35.125	29.706	23.980	1'52.748	247,3	12:38'17.848
5	23.734	35.203	29.656	24.003	1'52.596	247,9	12:40'10.444
6	23.858	34.813	29.628	24.075	1'52.374	247,3	12:42'02.818
7	24.135	35.098	29.919	24.427	1'53.579	240,0	12:43'56.397
8	24.133	35.074	29.879	24.111	1'53.197	243,3	12:45'49.594
9	23.854	34.904	29.816	23.985	1'52.559	245,6	12:47'42.153
10	23.978	34.945	29.755	23.993	1'52.671	244,4	12:49'34.824
11	23.978	35.049	29.915	23.952	1'52.894	245,0	12:51'27.718
12	23.927	35.333	29.714	24.423	1'53.397	243,9	12:53'21.115
13	24.100	35.274	29.770	24.541	1'53.685	243,9	12:55'14.800
14	23.985	35.104	30.086	23.854	1'53.029	242,8	12:57'07.829
15	24.060	35.152	29.890	24.009	1'53.111	243,3	12:59'00.940
16	24.158	35.224	29.881	24.236	1'53.499	243,3	13:00'54.439
17	24.179	35.436	30.409	24.201	1'54.225	243,9	13:02'48.664

Race Time 32'03.693

5° 3 R. DE ROSA [1'52.573]							
Lap	Seg.1	Seg.2	Seg.3	Seg.4	Lap Time	km/h	Local Time
1		35.554	30.284	24.210	1'55.861	199,7	12:32'40.832
2	23.936	35.123	30.028	24.160	1'53.247	248,5	12:34'34.079
3	23.834	34.893	30.003	24.027	1'52.757	248,5	12:36'26.836
4	23.762	34.963	29.898	24.043	1'52.666	247,9	12:38'19.502
5	23.714	35.012	29.869	23.978	1'52.573	248,5	12:40'12.075
6	23.692	35.105	29.816	24.513	1'53.126	249,0	12:42'05.201
7	23.876	34.964	29.920	25.145	1'53.905	246,1	12:43'59.106
8	24.194	35.054	29.896	24.080	1'53.224	243,3	12:45'52.330
9	23.928	35.067	29.895	24.111	1'53.001	246,1	12:47'45.331
10	23.909	35.139	29.890	23.952	1'52.890	244,4	12:49'38.221
11	23.935	35.072	30.029	24.018	1'53.054	245,6	12:51'31.275
12	23.748	35.101	29.914	24.073	1'52.836	246,7	12:53'24.111
13	23.867	35.044	29.906	24.749	1'53.566	246,7	12:55'17.677
14	23.813	35.110	30.062	24.079	1'53.064	246,7	12:57'10.741
15	23.906	35.209	29.974	24.114	1'53.203	248,5	12:59'03.944
16	23.973	35.262	30.001	24.066	1'53.302	246,1	13:00'57.246
17	23.770	35.241	29.939	24.468	1'53.418	246,7	13:02'50.664

Race Time 32'05.693

6° 9 J. NAVARRO [1'52.127]							
Lap	Seg.1	Seg.2	Seg.3	Seg.4	Lap Time	km/h	Local Time
1		35.554	30.254	24.138	1'55.612	196,7	12:32'40.583
2	23.890	35.193	30.126	23.947	1'53.156	248,5	12:34'33.739
3	23.728	34.913	30.049	24.017	1'52.707	247,3	12:36'26.446
4	23.746	35.073	29.927	23.995	1'52.741	246,7	12:38'19.187
5	23.833	35.058	29.841	23.885	1'52.617	246,1	12:40'11.804
6	23.839	35.091	30.090	24.778	1'53.798	247,9	12:42'05.602
7	23.783	35.141	30.125	23.078	1'52.127	246,7	12:43'57.729
8	26.870	35.049	29.970	24.164	1'56.053	223,8	12:45'53.782
9	23.730	35.264	29.835	24.177	1'53.006	248,5	12:47'46.788
10	23.779	35.150	29.936	23.999	1'52.864	246,7	12:49'39.652
11	23.848	35.401	29.988	24.016	1'53.253	247,9	12:51'32.905
12	23.824	35.250	29.820	23.968	1'52.862	246,1	12:53'25.767
13	23.822	35.141	29.850	23.967	1'52.780	246,1	12:55'18.547
14	23.816	35.187	29.932	23.937	1'52.872	246,1	12:57'11.419
15	23.780	35.110	29.916	24.101	1'52.907	246,7	12:59'04.326
16	23.815	35.258	29.979	24.091	1'53.143	246,7	13:00'57.469
17	23.753	35.444	30.168	24.096	1'53.461	246,7	13:02'50.930

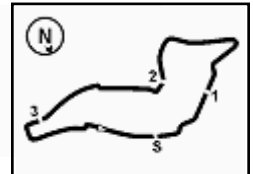
Race Time 32'05.959

7° 94 V. DEBISE [1'52.715]							
Lap	Seg.1	Seg.2	Seg.3	Seg.4	Lap Time	km/h	Local Time
1		35.634	30.607	24.156	1'56.598	200,5	12:32'41.569
2	24.068	35.139	29.968	23.917	1'53.092	248,5	12:34'34.661
3	23.910	35.051	29.966	24.028	1'52.955	247,9	12:36'27.616

16/07/2023 P = Pits In/Dut - C = Lap Time Cancelled

These data/results cannot be reproduced, stored and/or transmitted in whole or in part by any manner of electronic, mechanical, photocopying, recording, broadcasting or otherwise now known or herein after developed without the previous express consent by the copyright owner, except for reproduction in daily press and regular printed publications on sale to the public within 60 days of the event related to those data/results and always provided that copyright symbol appears together as follows below.

©



Prometeon Italian Round, 14-16 July 2023
Chronological Analysis Race 2

Imola Circuit 4.936 m

Start at 12:30'44.971

2 / 4

4	24.052	35.053	29.901	23.813	1'52.819	246,1	12:38'20.435	7	24.083	35.105	30.444	25.562	1'55.194	245,6	12:44'08.122
5	23.990	34.913	30.028	24.025	1'52.956	245,0	12:40'13.391	8	24.157	35.395	30.289	24.579	1'54.420	243,9	12:46'02.542
6	24.485	35.165	30.002	23.855	1'53.507	241,6	12:42'06.898	9	23.971	35.117	30.232	24.180	1'53.500	243,3	12:47'56.042
7	23.809	35.095	29.902	24.446	1'53.252	246,7	12:44'00.150	10	24.009	35.355	30.282	24.344	1'53.990	241,6	12:49'50.032
8	23.920	34.976	29.867	23.997	1'52.760	244,4	12:45'52.910	11	24.070	35.200	30.310	24.089	1'53.669	245,0	12:51'43.701
9	24.091	35.040	29.802	24.226	1'53.159	245,0	12:47'46.069	12	24.106	35.230	30.379	24.262	1'53.977	244,4	12:53'37.678
10	24.161	35.117	29.922	24.110	1'53.310	244,4	12:49'39.379	13	23.924	35.119	30.483	24.336	1'53.862	243,9	12:55'31.540
11	23.990	35.319	29.896	23.995	1'53.200	243,9	12:51'32.579	14	23.949	35.292	30.273	24.088	1'53.602	242,2	12:57'25.142
12	23.987	35.602	29.948	24.127	1'53.664	245,6	12:53'26.243	15	24.090	35.286	30.409	24.248	1'54.033	244,4	12:59'19.175
13	23.989	35.027	29.834	23.865	1'52.715	245,6	12:55'18.958	16	23.975	35.354	30.444	24.249	1'54.022	244,4	13:01'13.197
14	23.780	34.984	29.961	24.049	1'52.774	247,9	12:57'11.732	17	24.152	36.116	31.663	24.742	1'56.673	245,0	13:03'09.870
15	24.016	35.065	30.000	24.086	1'53.167	246,1	12:59'04.899								
16	23.780	35.123	30.102	24.068	1'53.073	250,2	13:00'57.972								
17	23.797	35.171	30.249	24.193	1'53.410	249,6	13:02'51.382								

Race Time 32'24.899

8° 23 M. SCHROETTER (1'52.349)							
Lap	Seg.1	Seg.2	Seg.3	Seg.4	Lap Time	km/h	Local Time
1		35.991	29.953	24.132	1'55.111	194,6	12:32'40.082
2	23.681	35.005	29.834	24.251	1'52.771	252,0	12:34'32.853
3	24.052	34.851	29.711	23.892	1'52.506	244,4	12:36'25.359
4	23.771	35.249	29.805	23.866	1'52.691	251,4	12:38'18.050
5	23.669	35.192	29.899	23.908	1'52.668	252,0	12:40'10.718
6	23.722	34.838	29.792	23.997	1'52.349	250,2	12:42'03.067
7	23.855	34.878	29.854	24.309	1'52.896	247,3	12:43'55.963
8	23.706	34.898	29.943	23.925	1'52.472	246,7	12:45'48.435
9	23.689	34.885	29.929	23.954	1'52.457	246,1	12:47'40.892
10	23.754	34.931	30.127	24.196	1'53.008	244,4	12:49'33.900
11	23.884	34.892	32.052	24.484	1'55.312	244,4	12:51'29.212
12	24.193	35.519	30.079	23.959	1'53.750	245,6	12:53'22.962
13	23.883	35.172	30.920	24.255	1'54.230	245,0	12:55'17.192
14	23.825	34.929	30.097	24.015	1'52.866	246,1	12:57'10.058
15	23.862	34.949	31.653	24.114	1'54.578	245,6	12:59'04.636
16	23.800	35.109	30.177	24.060	1'53.146	249,0	13:00'57.782
17	23.702	35.113	30.949	24.135	1'53.899	249,0	13:02'51.681

Race Time 32'06.710

9° 14 L. MAHIAS (1'52.717)							
Lap	Seg.1	Seg.2	Seg.3	Seg.4	Lap Time	km/h	Local Time
1		35.632	30.602	24.081	1'56.363	196,4	12:32'41.334
2	24.029	35.066	30.022	23.868	1'52.985	241,6	12:34'34.319
3	23.861	35.040	29.965	23.851	1'52.717	242,8	12:36'27.036
4	24.039	35.076	29.957	23.787	1'52.859	241,1	12:38'19.895
5	23.993	35.144	30.145	24.215	1'53.497	243,9	12:40'13.392
6	24.562	35.500	30.039	24.178	1'54.279	238,9	12:42'07.671
7	24.207	35.338	30.228	27.103	1'56.876	241,6	12:44'04.547
8	27.161	36.187	30.400	24.362	1'58.110	218,7	12:46'02.657
9	24.299	35.444	30.052	23.959	1'53.754	239,5	12:47'56.411
10	24.098	35.274	30.123	24.295	1'53.790	240,0	12:49'50.201
11	24.150	35.345	30.154	24.097	1'53.746	241,6	12:51'43.947
12	24.135	35.426	30.265	24.201	1'54.027	240,0	12:53'37.974
13	24.196	35.457	30.158	24.183	1'53.994	239,5	12:55'31.968
14	24.083	35.306	30.121	23.890	1'53.400	240,5	12:57'25.368
15	24.055	35.472	30.302	24.217	1'54.046	240,0	12:59'19.414
16	24.039	35.335	30.535	24.264	1'54.173	242,2	13:01'13.587
17	23.942	35.722	30.451	24.702	1'54.817	242,8	13:03'08.404

Race Time 32'23.433

10° 71 T. EDWARDS (1'53.500)							
Lap	Seg.1	Seg.2	Seg.3	Seg.4	Lap Time	km/h	Local Time
1		36.179	30.658	24.677	1'58.672	210,0	12:32'43.643
2	24.026	35.338	30.082	24.506	1'53.952	245,6	12:34'37.595
3	24.309	35.116	30.307	24.181	1'53.913	249,6	12:36'31.508
4	24.105	35.089	30.327	24.258	1'53.779	245,6	12:38'25.287
5	23.933	35.101	30.491	24.117	1'53.642	246,7	12:40'18.929
6	23.851	35.320	30.465	24.363	1'53.999	247,9	12:42'12.928

16/07/2023 P = Pits In/Out - C = Lap Time Cancelled

These data/results cannot be reproduced, stored and/or transmitted in whole or in part by any manner of electronic, mechanical, photocopying, recording, broadcasting or otherwise now known or herein after developed without the previous express consent by the copyright owner, except for reproduction in daily press and regular printed publications on sale to the public within 60 days of the event related to those data/results and always provided that copyright symbol appears together as follows below.

© DORNA WSBK ORGANIZATION Srl 2023

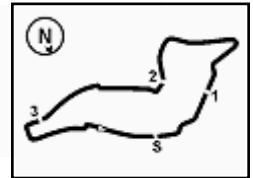
11° 25 A. VERDOIA (1'53.338)							
Lap	Seg.1	Seg.2	Seg.3	Seg.4	Lap Time	km/h	Local Time
1		36.786	30.713	24.760	1'59.954	205,9	12:32'44.925
2	24.335	35.688	30.375	24.421	1'54.819	247,3	12:34'39.744
3	24.179	35.953	30.186	24.369	1'54.687	247,3	12:36'34.431
4	24.075	35.766	30.162	24.173	1'54.176	246,7	12:38'28.607
5	24.047	35.743	30.393	24.554	1'54.737	246,7	12:40'23.344
6	24.115	35.436	30.180	24.921	1'54.652	249,6	12:42'17.996
7	24.098	35.581	30.150	25.564	1'55.393	247,3	12:44'13.389
8	24.186	35.285	30.168	24.596	1'54.235	242,8	12:46'07.624
9	24.103	35.604	30.183	24.235	1'54.125	246,7	12:48'01.749
10	24.119	35.246	30.008	24.549	1'53.922	241,1	12:49'55.671
11	24.153	35.206	30.241	24.522	1'54.122	242,8	12:51'49.793
12	24.079	35.586	30.195	24.331	1'54.191	248,5	12:53'43.984
13	24.025	35.405	30.310	24.287	1'54.027	244,4	12:55'38.011
14	23.925	35.602	30.316	24.302	1'54.145	244,4	12:57'32.156
15	24.152	35.275	29.971	24.280	1'53.678	241,1	12:59'25.834
16	24.026	35.175	29.940	24.197	1'53.338	241,1	13:01'19.172
17	24.062	35.549	30.205	24.355	1'54.171	242,8	13:03'13.343

Race Time 32'28.372

12° 21 F. FULIGNI (1'53.338)							
Lap	Seg.1	Seg.2	Seg.3	Seg.4	Lap Time	km/h	Local Time
1		37.351	30.902	24.484	2'00.437	204,7	12:32'45.408
2	24.221	35.546	30.334	24.535	1'54.636	249,0	12:34'40.044
3	24.183	35.440	30.065	24.403	1'54.091	243,9	12:36'34.135
4	24.157	35.371	30.128	24.399	1'54.055	247,3	12:38'28.190
5	24.239	35.579	30.519	24.304	1'54.641	249,6	12:40'22.831
6	23.853	35.139	29.921	24.443	1'53.356	245,6	12:42'16.187
7	24.058	35.313	30.397	25.174	1'54.942	250,8	12:44'11.129
8	24.076	35.308	30.180	24.473	1'54.037	251,4	12:46'05.166
9	23.885	35.326	29.938	24.189	1'53.338	249,6	12:47'58.504
10	23.982	35.269	29.883	24.845	1'53.979	249,6	12:49'52.483
11	24.002	35.335	31.429	24.378	1'55.144	246,7	12:51'47.627
12	24.181	35.496	30.177	24.482	1'54.336	246,1	12:53'41.963
13	24.122	35.412	30.252	24.359	1'54.145	246,7	12:55'36.108
14	24.088	35.353	30.287	24.417	1'54.145	245,6	12:57'30.253
15	24.155	35.615	30.155	24.401	1'54.326	244,4	12:59'24.579
16	24.122	35.559	30.134	24.526	1'54.341	246,7	13:01'18.920
17	24.183	35.425	30.509	24.511	1'54.628	247,9	13:03'13.548

Race Time 32'28.577

13° 73 M. KOFLER (1'53.699)							
Lap	Seg.1	Seg.2	Seg.3	Seg.4	Lap Time	km/h	Local Time
1		36.593	30.605	24.875	1'59.438	202,4	12:32'44.409
2	24.228	35.235	30.136	24.402	1'54.001	244,4	12:34'38.410
3	24.271	35.286	30.453	24.693	1'54.703	246,1	12:36'33.113
4	24.172	35.423	30.319	24.356	1'54.270	247,3	12:38'27.383
5	24.124	35.238	30.493	24.458	1'54.313	247,9	12:40'21.696
6	24.243	35.294	30.209	24.525	1'54.271	248,5	12:42'15.967
7	24.117	35.349	30.287	25.271	1'55.024	249,0	12:44'10.991
8	24.428	35.583	30.152	24.519	1'54.682	247,3	12:46'05.673
9	24.068	35.283	29.973	24.375	1'53.699	249,6	



Imola Circuit 4.936 m

Prometeon Italian Round, 14-16 July 2023
Chronological Analysis Race 2

Start at 12:30'44.971

3 / 4

10	24.082	35.656	30.226	24.334	1'54.298	245,6	12:49'53.670	13	24.396	35.849	30.701	24.681	1'55.627	237,8	12:55'49.245
11	24.270	35.531	31.317	24.532	1'55.650	245,6	12:51'49.320	14	25.396	35.792	30.456	24.551	1'56.195	238,9	12:57'45.440
12	24.261	35.520	30.332	24.284	1'54.397	244,4	12:53'43.717	15	24.253	35.740	30.481	24.687	1'55.161	237,3	12:59'40.601
13	24.125	35.299	30.309	24.259	1'53.992	244,4	12:55'37.709	16	24.341	35.627	30.507	24.597	1'55.072	238,4	13:01'35.673
14	24.150	35.498	30.493	24.749	1'54.890	245,0	12:57'32.599	17	24.265	35.886	30.726	24.782	1'55.659	239,5	13:03'31.332
15	24.214	35.378	30.236	24.465	1'54.293	247,3	12:59'26.892	Race Time 32'46.361							
16	24.189	35.515	30.285	24.536	1'54.525	246,1	13:01'21.417	Race Time 32'31.462							
17	24.244	35.592	30.439	24.741	1'55.016	245,6	13:03'16.433	Race Time 32'31.462							

17° 7 A. NORRODIN (1'55.294)							
Lap	Seg1	Seg2	Seg3	Seg4	Lap Time	km/h	Local Time
1		37.156	31.118	24.731	2'01.136	210,8	12:32'46.107
2	24.453	36.112	30.409	24.546	1'55.520	239,5	12:34'41.627
3	24.468	35.806	30.486	24.571	1'55.331	237,3	12:36'36.958
4	24.473	35.986	30.421	24.501	1'55.381	236,8	12:38'32.339
5	24.361	35.988	30.504	24.441	1'55.294	238,4	12:40'27.633
6	24.601	35.997	30.668	24.574	1'55.840	237,8	12:42'23.473
7	24.554	36.103	30.554	25.180	1'56.391	236,3	12:44'19.864
8	24.621	36.218	30.575	24.740	1'56.154	235,2	12:46'16.018
9	24.642	36.160	30.656	24.677	1'56.135	233,6	12:48'12.153
10	24.598	36.022	30.488	24.669	1'55.777	234,2	12:50'07.930
11	24.531	35.910	30.437	24.565	1'55.443	235,2	12:52'03.373
12	24.547	35.999	30.901	24.793	1'56.240	233,6	12:53'59.613
13	24.528	36.019	30.681	25.025	1'56.253	234,2	12:55'55.866
14	24.431	36.532	30.698	24.664	1'56.325	238,4	12:57'52.191
15	24.738	36.436	30.705	24.818	1'56.697	233,1	12:59'48.888
16	24.716	36.515	30.933	24.901	1'57.065	234,2	13:01'45.953
17	24.915	37.294	33.112	25.061	2'00.382	232,1	13:03'46.335
Race Time 33'01.364							

14° 27 A. DIAZ (1'53.967)							
Lap	Seg1	Seg2	Seg3	Seg4	Lap Time	km/h	Local Time
1		36.241	30.776	24.402	1'58.176	202,8	12:32'43.147
2	23.993	35.287	30.206	24.481	1'53.967	245,0	12:34'37.114
3	24.782	35.502	30.557	24.331	1'55.172	243,9	12:36'32.286
4	24.622	35.307	30.456	24.193	1'54.578	243,9	12:38'26.864
5	24.205	35.408	30.512	24.260	1'54.385	243,9	12:40'21.249
6	24.067	35.359	30.529	24.309	1'54.264	245,0	12:42'15.513
7	24.190	35.360	30.427	24.788	1'54.765	245,0	12:44'10.278
8	24.000	35.672	30.592	24.450	1'54.714	244,4	12:46'04.992
9	24.313	35.461	30.382	24.561	1'54.717	242,8	12:47'59.709
10	24.085	35.593	30.395	24.456	1'54.529	244,4	12:49'54.238
11	24.176	35.448	31.077	24.634	1'55.335	244,4	12:51'49.573
12	24.171	35.981	30.553	24.266	1'54.971	246,1	12:53'44.544
13	24.185	35.437	30.729	24.356	1'54.707	243,3	12:55'39.251
14	24.284	35.550	30.651	24.405	1'54.890	242,8	12:57'34.141
15	24.353	35.645	30.487	24.387	1'54.872	241,6	12:59'29.013
16	24.320	35.831	30.787	24.435	1'55.373	242,8	13:01'24.386
17	24.643	35.882	30.683	24.529	1'55.737	242,8	13:03'20.123
Race Time 32'35.152							

15° 17 J. MCPHEE (1'54.232)							
Lap	Seg1	Seg2	Seg3	Seg4	Lap Time	km/h	Local Time
1		36.288	30.565	24.806	1'59.110	207,5	12:32'44.081
2	24.230	36.071	30.293	24.507	1'55.101	247,3	12:34'39.182
3	24.121	35.406	30.284	24.421	1'54.232	243,9	12:36'33.414
4	24.202	35.431	30.292	24.503	1'54.428	249,6	12:38'27.842
5	24.371	35.502	30.522	24.482	1'54.877	247,9	12:40'22.719
6	24.391	35.369	30.307	25.044	1'55.111	246,1	12:42'17.830
7	24.172	35.428	30.232	25.070	1'54.902	247,9	12:44'12.732
8	24.341	35.518	30.329	24.409	1'54.597	247,3	12:46'07.329
9	24.257	35.560	30.758	24.739	1'55.314	242,8	12:48'02.643
10	24.346	35.451	30.524	24.510	1'54.831	245,0	12:49'57.474
11	24.314	35.485	30.680	24.530	1'55.009	245,0	12:51'52.483
12	24.254	35.822	30.522	24.518	1'55.116	244,4	12:53'47.599
13	24.478	35.620	30.558	24.516	1'55.172	244,4	12:55'42.771
14	24.639	35.661	30.320	24.442	1'55.062	243,9	12:57'37.833
15	24.322	35.561	30.404	24.601	1'54.888	243,9	12:59'32.721
16	24.396	35.629	31.415	24.432	1'55.872	243,3	13:01'28.593
17	24.764	35.634	30.635	24.808	1'55.841	244,4	13:03'24.434
Race Time 32'39.463							

16° 68 L. POWER (1'54.727)							
Lap	Seg1	Seg2	Seg3	Seg4	Lap Time	km/h	Local Time
1		36.697	30.664	24.919	2'00.217	208,8	12:32'45.188
2	24.593	35.639	30.458	24.600	1'55.290	246,1	12:34'40.478
3	24.171	35.472	30.475	24.609	1'54.727	242,8	12:36'35.205
4	24.555	35.669	30.568	24.661	1'55.453	242,2	12:38'30.658
5	24.168	35.626	30.574	24.632	1'55.000	240,5	12:40'25.658
6	24.248	35.708	30.729	24.662	1'55.347	242,2	12:42'21.005
7	24.250	35.624	30.660	25.511	1'56.045	238,9	12:44'17.050
8	24.377	35.663	30.609	24.609	1'55.258	239,5	12:46'12.308
9	24.273	35.745	30.400	24.641	1'55.059	239,5	12:48'07.367
10	24.453	35.844	30.449	24.628	1'55.374	237,3	12:50'02.741
11	24.443	35.812	30.569	24.702	1'55.526	238,4	12:51'58.267
12	24.357	35.735	30.551	24.708	1'55.351	237,8	12:53'53.618

RET 98 M. ABE (1'55.321)							
Lap	Seg1	Seg2	Seg3	Seg4	Lap Time	km/h	Local Time
1		37.273	31.049	24.689	2'01.433	208,8	12:32'46.404
2	24.438	36.082	30.497	24.533	1'55.550	245,6	12:34'41.954
3	24.372	35.955	30.502	24.492	1'55.321	244,4	12:36'37.275
4	24.366	36.009	30.507	24.518	1'55.400	243,9	12:38'32.675
5	24.331	35.938	30.586	24.537	1'55.392	245,0	12:40'28.067
6	24.490	35.933	30.486	24.708	1'55.617	243,3	12:42'23.684
7	25.074	36.084	30.589	26.170	1'57.417	239,5	12:44'21.101
8	24.574	35.893	30.367	24.574	1'55.908	240,0	12:46'17.009
9	24.473	36.148	30.395	24.523	1'55.539	236,8	12:48'12.548
10	24.609	36.017	30.535	24.565	1'55.726	217,8	12:50'08.274
11	24.659	35.869	30.551	24.293	1'55.372	240,5	12:52'03.646
12	24.458	35.974	30.590	25.433	1'56.455	242,8	12:54'00.101
13	24.564	35.871	30.634	24.446	1'55.515	235,7	12:55'55.616
Race Time 25'10.645							

RET 4 H. TRUELOVE (1'55.051)							
Lap	Seg1	Seg2	Seg3	Seg4	Lap Time	km/h	Local Time
1		36.925	31.343	24.708	2'00.918	213,4	12:32'45.889
2	24.567	35.519	30.293	24.672	1'55.051	246,7	12:34'40.940
3	24.745	35.607	30.720	24.603	1'55.675	241,1	12:36'36.615
4	24.574	35.677	30.620	24.558	1'55.429	243,3	12:38'32.044
5	24.484	35.696	30.562	24.643	1'55.385	243,9	12:40'27.429
6	24.527	35.598	32.588	24.619	1'57.332	242,2	12:42'24.761
7	24.496	35.744	30.515	25.783	1'56.538	245,6	12:44'21.299
8	24.510	35.669	30.332	24.960	1'55.471	244,4	12:46'16.770
9	24.500	35.949	30.583	24.972	1'56.004	243,3	12:48'12.774
10	24.647	36.120	30.395	24.690	1'55.852	237,3	12:50'08.626
11	24.590	35.974	30.652	24.624	1'55.840	245,6	12:52'04.466
Race Time 21'19.495							

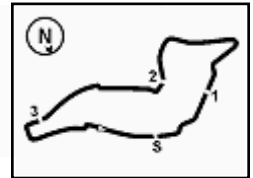
RET 13 L. OTTAVIANI (1'53.626)							
Lap	Seg1	Seg2	Seg3	Seg4	Lap Time	km/h	Local Time
1		36.141	30.584	24.702	1'58.489	198,9	12:32'43.460
2	24.364	35.288	30.278	24.501	1'54.431	239,5	12:34'37.891
3	24.172	35.502	30.159	24.778	1'54.611	247,9	12:36'32.502
4	24.234	35.180	30.156	24.131	1'53.701	245,6	12:38'26.203

16/07/2023 P = Pits In/Out - C = Lap Time Cancelled

These data/results cannot be reproduced, stored and/or transmitted in whole or in part by any manner of electronic, mechanical, photocopying, recording, broadcasting or otherwise now known or herein after developed without the previous express consent by the copyright owner, except for reproduction in daily press and regular printed publications on sale to the public within 60 days of the event related to those data/results and always provided that copyright symbol appears together as follows below.

© DORNA WSBK ORGANIZATION Srl 2023





Imola Circuit 4.936 m

4 / 4

Prometeon Italian Round, 14-16 July 2023
Chronological Analysis Race 2

Start at 12:30'44.971

Lap	Seg1	Seg2	Seg3	Seg4	Lap Time	km/h	Local Time
5	24.698	35.352	30.225	24.059	1'54.334	247,9	12:40'20.537
6	24.024	35.198	30.573	24.755	1'54.550	245,6	12:42'15.087
7	24.225	35.452	30.128	24.891	1'54.696	243,3	12:44'09.783
8	24.246	35.498	30.233	24.096	1'54.073	245,6	12:46'03.856
9	24.068	35.323	30.028	24.260	1'53.679	243,9	12:47'57.535
10	24.018	35.196	30.208	24.204	1'53.626	243,9	12:49'51.161

Race Time 19'06.190

RET 95 T. MACKENZIE (1'54.982)							
Lap	Seg1	Seg2	Seg3	Seg4	Lap Time	km/h	Local Time
1		37.224	31.384	24.806	2'01.656	204,7	12:32'46.627
2	24.434	36.003	30.626	24.528	1'55.591	238,4	12:34'42.218
3	24.384	35.858	30.597	24.457	1'55.296	237,3	12:36'37.514
4	24.838	36.056	30.320	24.339	1'55.553	237,8	12:38'33.067
5	24.313	36.703	30.543	24.368	1'55.927	237,8	12:40'28.994
6	24.495	35.794	30.336	24.357	1'54.982	236,3	12:42'23.976
7	24.559	36.008	30.669	25.696	1'56.932	238,4	12:44'20.908
8	24.504	35.753	30.417	24.606	1'55.280	236,3	12:46'16.188
9	24.573	36.228	30.622	24.680	1'56.103	235,2	12:48'12.291
10	24.572	36.115	30.554	24.499	1'55.740	235,2	12:50'08.031

Race Time 19'23.060

RET 69 T. BOOTH-AMOS (1'53.451)							
Lap	Seg1	Seg2	Seg3	Seg4	Lap Time	km/h	Local Time
1		35.812	30.695	24.670	1'58.223	204,3	12:32'43.194
2	24.276	35.399	30.130	24.318	1'54.123	240,0	12:34'37.317
3	24.249	35.323	30.198	24.526	1'54.296	245,0	12:36'31.613
4	24.239	35.203	30.642	24.310	1'54.394	245,0	12:38'26.007
5	24.009	35.214	30.114	24.191	1'53.528	245,6	12:40'19.535
6	23.972	35.146	30.622	24.213	1'53.953	246,1	12:42'13.488
7	24.011	35.065	30.248	25.333	1'54.657	245,0	12:44'08.145
8	24.370	35.568	32.128	24.360	1'56.426	241,1	12:46'04.571
9	23.994	35.107	30.177	24.173	1'53.451	245,0	12:47'58.022

Race Time 17'13.051

RET 67 S. VALTULINI (1'54.219)							
Lap	Seg1	Seg2	Seg3	Seg4	Lap Time	km/h	Local Time
1		36.575	30.754	24.560	1'59.518	209,6	12:32'44.489
2	24.312	35.752	30.304	24.439	1'54.807	241,1	12:34'39.296
3	24.224	35.312	30.408	24.289	1'54.233	243,3	12:36'33.529
4	24.234	35.425	30.373	24.426	1'54.458	242,8	12:38'27.987
5	24.400	35.792	30.459	24.500	1'55.151	247,9	12:40'23.138
6	24.186	35.302	30.154	24.577	1'54.219	247,9	12:42'17.357
7	24.247	35.531	30.155	25.035	1'54.968	245,0	12:44'12.325
8	24.250	35.407	30.280	24.297	1'54.234	245,0	12:46'06.559

Race Time 15'21.588

RET 64 F. CARICASULO (1'51.844)							
Lap	Seg1	Seg2	Seg3	Seg4	Lap Time	km/h	Local Time
1		35.602	30.065	24.019	1'54.358	193,1	12:32'39.329
2	23.692	34.874	29.812	23.806	1'52.184	249,6	12:34'31.513
3	23.626	34.698	29.718	23.802	1'51.844	250,2	12:36'23.357
4	23.642	34.860	29.690	23.726	1'51.918	252,0	12:38'15.275
5	23.650	34.829	29.672	23.716	1'51.867	252,0	12:40'07.142
6	23.660	34.630	29.577	41.523	2'09.390	247,3	12:42'16.532
7	44.535	53.193	47.602	43.760	3'09.090P	114,2	12:45'25.622

Race Time 14'40.651

RET 54 B. SOFUOGLU (1'51.942)							
Lap	Seg1	Seg2	Seg3	Seg4	Lap Time	km/h	Local Time
1		35.485	29.929	24.085	1'54.918	197,8	12:32'39.889
2	23.781	34.794	29.767	23.974	1'52.316	252,0	12:34'32.205
3	23.793	34.971	29.709	24.170	1'52.643	252,0	12:36'24.848
4	23.879	34.743	29.536	23.784	1'51.942	247,3	12:38'16.790
5	23.734	34.750	29.666	23.921	1'52.071	247,9	12:40'08.861
6	23.656	34.809	29.788	23.860	1'52.113	249,0	12:42'00.974

Race Time 11'16.003

RET 6 E. PUSCEDDU (1'53.100)								
Lap	Seg1	Seg2	Seg3	Seg4	Lap Time	km/h	Local Time	
1			35.714	30.517	24.167	1'56.762	202,0	12:32'41.733
2	23.962	35.334	30.051	24.050	1'53.397	246,1	12:34'35.130	
3	24.274	35.151	30.008	23.964	1'53.397	240,0	12:36'28.527	
4	23.979	35.163	30.032	23.926	1'53.100	239,5	12:38'21.627	
5	23.948	35.031	30.478	24.073	1'53.530	240,0	12:40'15.157	
6	23.929	35.199	30.075	24.033	1'53.236	239,5	12:42'08.393	

Race Time 11'23.422

RET 22 F. FULIGNI (1'53.914)								
Lap	Seg1	Seg2	Seg3	Seg4	Lap Time	km/h	Local Time	
1			35.983	30.608	24.562	1'57.728	202,0	12:32'42.699
2	24.046	35.365	30.065	24.586	1'54.062	247,3	12:34'36.761	
3	24.098	35.193	30.202	24.421	1'53.914	245,0	12:36'30.675	
4	24.124	35.153	30.300	24.393	1'53.970	244,4	12:38'24.645	
5	23.975	35.210	30.169	24.589	1'53.943	245,0	12:40'18.588	

Race Time 9'33.617

RET 28 G. VAN STRAALLEN (1'52.601)								
Lap	Seg1	Seg2	Seg3	Seg4	Lap Time	km/h	Local Time	
1			35.574	30.301	24.293	1'57.056	205,1	12:32'42.027
2	23.866	35.262	30.109	24.058	1'53.295	245,6	12:34'35.322	
3	23.857	34.960	29.943	23.841	1'52.601	247,3	12:36'27.923	
4	23.904	35.272	29.933	24.022	1'53.131	247,3	12:38'21.054	

Race Time 7'36.083

RET 51 A. SARMOON (1'54.375)								
Lap	Seg1	Seg2	Seg3	Seg4	Lap Time	km/h	Local Time	
1			36.620	30.804	24.782	1'59.656	206,3	12:32'44.627
2	24.449	35.610	30.470	24.351	1'54.880	244,4	12:34'39.507	
3	24.250	35.368	30.445	24.312	1'54.375	245,6	12:36'33.882	

Race Time 5'48.911

RET 29 N. SPINELLI (1'53.318)								
Lap	Seg1	Seg2	Seg3	Seg4	Lap Time	km/h	Local Time	
1			35.518	30.572	24.571	1'57.341	198,6	12:32'42.312
2	24.043	35.003	30.177	24.095	1'53.318	247,3	12:34'35.630	

Race Time 3'50.659

16/07/2023

P = Pits In/Out - C = Lap Time Cancelled

These data/results cannot be reproduced, stored and/or transmitted in whole or in part by any manner of electronic, mechanical, photocopying, recording, broadcasting or otherwise now known or herein after developed without the previous express consent by the copyright owner, except for reproduction in daily press and regular printed publications on sale to the public within 60 days of the event related to those data/results and always provided that copyright symbol appears together as follows below.

© DORNA WSBK ORGANIZATION Srl 2023