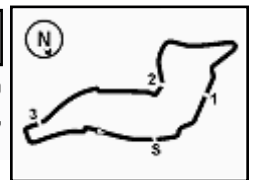


Imola Circuit 4.936 m

Prometeon Italian Round, 14-16 July 2023
Biographical Entry List

No.	Rider (Abbreviation)	Age	Date of Birth	Place of Birth	Nat	Bike Team	Wins 2023	Podiums 2023	Pole 2023	Races 2023	Tyres	Class
1	3 DE ROSA Raffaele [DeR]	36	25/03/1987	Napoli	ITA	Ducati Panigale V2 Orelac Racing Verdnatura	1	19		126	Pirelli	
2	4 TRUELOVE Harry [Tru]	26	30/09/1996	Lincolnshire	GBR	Triumph Street Triple RS 765 PTR Triumph				14	Pirelli	
3*	6 PUSCEDDU Emanuele [Pus]	27	17/05/1996	Rome	ITA	Yamaha YZF R6 JAngel by Edafos					Pirelli	
4	7 NORRODIN Adam [Nor]	25	13/06/1998	Malesia	MAS	Honda CBR600RR PETRONAS MIE Racing Honda Team				12	Pirelli	
5	9 NAVARRO Jorge [Nav]	27	03/02/1996	La Puebla de Valbona	ESP	Yamaha YZF R6 Ten Kate Racing Yamaha				12	Pirelli	
6	11 BULEGA Nicolo [Bul]	23	16/10/1999	Montecchio Emilia	ITA	Ducati Panigale V2 Arubait Racing WorldSSP Team	8	19	5	36	Pirelli	
7*	13 OTTAVIANI Luca [Ott]	29	10/09/1993	Urbino	ITA	MV Agusta F3 800 RR Extreme Racing Service				10	Pirelli	
8	14 MAHIAS Lucas [Mah]	34	14/04/1989	Mont de Marsan	FRA	Kawasaki ZX-6R Kawasaki Puccetti Racing	9	29	8	68	Pirelli	
9	16 OKAYA Yuta [Oka]	24	12/07/1999	Tokyo	JPN	Kawasaki ZX-6R ProDina Kawasaki Racing				8	Pirelli	*
10	17 MCPHEE John [McP]	29	14/07/1994	Oban	GBR	Kawasaki ZX-6R Vince64 by Puccetti Racing		1		12	Pirelli	
11	21 FULIGNI Filippo [FuF]	24	11/01/1999	Bologna	ITA	Yamaha YZF R6 Evan Bros. WorldSSP Yamaha Team				10	Pirelli	
12	22 FULIGNI Federico [Ful]	28	01/06/1995	Bologna	ITA	Ducati Panigale V2 Orelac Racing Verdnatura				68	Pirelli	*
13	23 SCHROETTER Marcel [Sch]	30	02/01/1993	Landsberg am Lech	GER	MV Agusta F3 800 RR MV Agusta Reparto Corse		4		14	Pirelli	
14	24 WONGTHANANON Apiwath [Won]	29	02/02/1994	Chon Buri	THA	Yamaha YZF R6 Yamaha Thailand Racing Team				8	Pirelli	
15	27 DIAZ Alvaro [Dia]	19	07/08/2003	Valencia	ESP	Yamaha YZF R6 Arco Yart Yamaha WorldSSP				6	Pirelli	*
16	28 VAN STRAALLEN Glenn [vSt]	22	30/09/2000	Hoogkarspel	NED	Yamaha YZF R6 EAB Racing Team		3		65	Pirelli	
17	29 SPINELLI Nicholas [Spi]	22	11/06/2001	Atri	ITA	Yamaha YZF R6 VFT Racing WEBIKE Yamaha		1		14	Pirelli	
18	32 BAYLISS Oliver [Bay]	19	20/09/2003	Monaco	AUS	Ducati Panigale V2 D34G Racing				33	Pirelli	
19	51 SARMOON Anupab [Sar]	19	07/08/2003	Chiang	THA	Yamaha YZF R6 Yamaha Thailand Racing Team				12	Pirelli	
20	54 SOFUOGLU Bahattin [Sof]	19	19/08/2003	Adapazari	TUR	MV Agusta F3 800 RR MV Agusta Reparto Corse	1	2		29	Pirelli	
21	55 MONTELLA Yari [Mon]	23	05/01/2000	Oliveto Citra	ITA	Ducati Panigale V2 Barni Spark Racing Team	1	3		34	Pirelli	
22	62 MANZI Stefano [Man]	24	29/03/1999	Rimini	ITA	Yamaha YZF R6 Ten Kate Racing Yamaha	2	12	1	37	Pirelli	
23	64 CARICASULO Federico [Car]	27	06/04/1996	Ravenna	ITA	Ducati Panigale V2 Althea Racing Team	7	32	11	105	Pirelli	
24	66 TUULI Niki [Tuu]	27	26/11/1995	Myrskylä	FIN	Triumph Street Triple RS 765 PTR Triumph	2	10	2	73	Pirelli	
25	68 POWER Luke [Pow]	18	30/11/2004	Ferntree	AUS	Kawasaki ZX-6R Motozoo ME AIR Racing				8	Pirelli	*
26	69 BOOTH-AMOS Tom [Boo]	27	12/03/1996	Shropshire	GBR	Kawasaki ZX-6R Motozoo ME AIR Racing				28	Pirelli	*
27	71 EDWARDS Tom [Edw]	22	09/07/2001	Wellington	AUS	Yamaha YZF R6 Yart-Yamaha WorldSSP Team				14	Pirelli	*
28	73 KOFLER Maximilian [Kof]	22	18/08/2000	Attnang-Puchheim	AUT	Ducati Panigale V2 D34G Racing				26	Pirelli	*
29	94 DEBISE Valentin [Deb]	31	12/02/1992	Albi	FRA	Yamaha YZF R6 GMT94 Yamaha				34	Pirelli	
30	95 MACKENZIE Tarran [Mac]	27	29/10/1995	Stirling	GBR	Honda CBR600RR PETRONAS MIE Racing Honda Team				12	Pirelli	
31	98 ABE Maiki [Abe]	19	17/01/2004	Tokio	JPN	Yamaha YZF R6 VFT Racing WEBIKE Yamaha				4	Pirelli	*
32	99 HUERTAS Adrian [Hue]	19	21/08/2003	Madrid	ESP	Kawasaki ZX-6R MTM Kawasaki				31	Pirelli	



Prometeon Italian Round, 14-16 July 2023
Results Free Practice 1st Session

No.	Rider	Nat	Team	Bike	Class	Time	Gap	Rel.	Laps	Speed	
										Avg	Max
1	99 A. HUERTAS	ESP	MTM Kawasaki	Kawasaki ZX-6R		1'52.010			17	158,643	247,3
2	64 F. CARICASULO	ITA	Althea Racing Team	Ducati Panigale V2		1'52.065	0.055	0.055	16	158,565	250,8
3	55 Y. MONTELLA	ITA	Barni Spark Racing Team	Ducati Panigale V2		1'52.641	0.631	0.576	16	157,754	249,0
4	11 N. BULEGA	ITA	Aruba.it Racing WorldSSP Team	Ducati Panigale V2		1'52.650	0.640	0.009	18	157,742	248,5
5	62 S. MANZI	ITA	Ten Kate Racing Yamaha	Yamaha YZF R6		1'52.854	0.844	0.204	18	157,457	245,6
6	3 R. DE ROSA	ITA	Orelac Racing Verdunatura	Ducati Panigale V2		1'53.064	1.054	0.210	17	157,164	248,5
7	9 J. NAVARRO	ESP	Ten Kate Racing Yamaha	Yamaha YZF R6		1'53.289	1.279	0.225	20	156,852	245,6
8	13 L. OTTAVIANI	ITA	Extreme Racing Service	MV Agusta F3 800 RR		1'53.323	1.313	0.034	17	156,805	249,6
9	94 V. DEBISE	FRA	GMT94 Yamaha	Yamaha YZF R6		1'53.419	1.409	0.096	18	156,672	249,0
10	66 N. TUULI	FIN	PTR Triumph	Triumph Street Triple RS 765		1'53.457	1.447	0.038	17	156,620	249,0
11	54 B. SOFUOGLU	TUR	MV Agusta Reparto Corse	MV Agusta F3 800 RR		1'53.476	1.466	0.019	19	156,593	247,3
12	6 E. PUSCEDDU	ITA	J.Angel by Edafos	Yamaha YZF R6		1'53.551	1.541	0.075	14	156,490	240,5
13	28 G. VAN STRAALEN	NED	EAB Racing Team	Yamaha YZF R6		1'53.699	1.689	0.148	17	156,286	247,3
14	23 M. SCHROETTER	GER	MV Agusta Reparto Corse	MV Agusta F3 800 RR		1'53.771	1.761	0.072	20	156,187	246,1
15	14 L. MAHIAS	FRA	Kawasaki Puccetti Racing	Kawasaki ZX-6R		1'54.031	2.021	0.260	16	155,831	241,1
16	22 F. FULIGNI	ITA	Orelac Racing Verdunatura	Ducati Panigale V2	*	1'54.055	2.045	0.024	17	155,799	247,3
17	21 F. FULIGNI	ITA	Evan Bros. WorldSSP Yamaha Team	Yamaha YZF R6		1'54.491	2.481	0.436	15	155,205	247,9
18	27 A. DIAZ	ESP	Arco Yart Yamaha WorldSSP	Yamaha YZF R6	*	1'54.662	2.652	0.171	15	154,974	243,9
19	29 N. SPINELLI	ITA	VFT Racing WEBIKE Yamaha	Yamaha YZF R6		1'54.973	2.963	0.311	15	154,555	242,8
20	17 J. MCPHEE	GBR	Vince64 by Puccetti Racing	Kawasaki ZX-6R		1'55.022	3.012	0.049	18	154,489	246,7
21	16 Y. OKAYA	JPN	ProDina Kawasaki Racing	Kawasaki ZX-6R	*	1'55.036	3.026	0.014	20	154,470	247,9
22	69 T. BOOTH-AMOS	GBR	Motozoo ME AIR Racing	Kawasaki ZX-6R	*	1'55.064	3.054	0.028	18	154,432	244,4
23	51 A. SARMOON	THA	Yamaha Thailand Racing Team	Yamaha YZF R6		1'55.387	3.377	0.323	18	154,000	242,8
24	24 A. WONGTHANANON	THA	Yamaha Thailand Racing Team	Yamaha YZF R6		1'56.444	4.434	1.057	13	152,602	242,2
25	73 M. KOFLER	AUT	D34G Racing	Ducati Panigale V2	*	1'56.562	4.552	0.118	16	152,448	246,1
26	68 L. POWER	AUS	Motozoo ME AIR Racing	Kawasaki ZX-6R	*	1'56.970	4.960	0.408	17	151,916	243,9
Out 105% in this Session											
27	95 T. MACKENZIE	GBR	PETRONAS MIE Racing Honda Team	Honda CBR600RR		1'57.613	5.603	0.643	11	151,085	238,9
28	4 H. TRUELOVE	GBR	PTR Triumph	Triumph Street Triple RS 765		1'57.883	5.873	0.270	17	150,739	243,9
29	98 M. ABE	JPN	VFT Racing WEBIKE Yamaha	Yamaha YZF R6	*	1'57.946	5.936	0.063	14	150,659	239,5
30	71 T. EDWARDS	AUS	Yart-Yamaha WorldSSP Team	Yamaha YZF R6	*	1'58.417	6.407	0.471	2	150,060	241,6
31	7 A. NORRODIN	MAS	PETRONAS MIE Racing Honda Team	Honda CBR600RR		1'58.781	6.771	0.364	5	149,600	243,3
32	32 O. BAYLISS	AUS	D34G Racing	Ducati Panigale V2		1'59.541	7.531	0.760	6	148,649	244,4

Qualifying Lap Time (105% of 1'52.010): 1'57.611

* WorldSSP Challenge

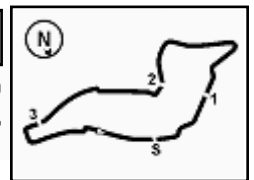
AIR	Humidity:	66%	Temp:	30°C
TRACK	Condition:	Dry	Temp:	45°C

Records	Pole	(SP)	2019 R.Krummenacher	1'50.239	161,190	Km/h
	Race	(RC)	2015 J.Cluzel	1'51.101	159,940	Km/h
	All Times	(SP)	2019 R.Krummenacher	1'50.239	161,190	Km/h

Start 14/07/2023 11:25 End 12:12 The results are provisional until the end of the time limit for protests and appeals and the completion of the technical checks.

These data/results cannot be reproduced, stored and/or transmitted in whole or in part by any manner of electronic, mechanical, photocopying, recording, broadcasting or otherwise now known or herein after developed without the previous express consent by the copyright owner, except for reproduction in daily press and regular printed publications on sale to the public within 60 days of the event related to those data/results and always provided that copyright symbol appears together as follows below.

© DORNA WSBK ORGANIZATION Srl 2023



Prometeon Italian Round, 14–16 July 2023
Results Free Practice 1st Session

Session Highlights

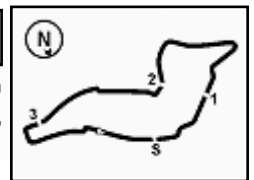
Local Time	No. Rider	Description
11.25.00		Start
11.26.47		WorldSSP Pit Intervention Time: 1min 19secs
11.27.19	4 H. TRUELOVE	Current and Following Lap Cancelled - Exceeded Track Limits - Turn 21
11.27.20	24 A. WONGTHANANON	Current and Following Lap Cancelled - Exceeded Track Limits - Turn 21
11.27.21	7 A. NORRODIN	Current and Following Lap Cancelled - Exceeded Track Limits - Turn 21
11.29.55	71 T. EDWARDS	Crashed - Turn 4
11.31.18	4 H. TRUELOVE	Current and Following Lap Cancelled - Exceeded Track Limits - Turn 21
11.32.32	71 T. EDWARDS	Bike not returning
11.33.14	13 L. OTTAVIANI	Lap Cancelled [1'55.975] - Yellow Flag - Turn 2-3
11.33.19	99 A. HUERTAS	Lap Cancelled [1'56.871] - Yellow Flag - Turn 2-3
11.33.24	69 T. BOOTH-AMOS	Lap Cancelled [2'00.439] - Yellow Flag - Turn 2-3
11.33.29	6 E. PUSCEDDU	Lap Cancelled [1'57.199] - Yellow Flag - Turn 2-3
11.33.34	66 N. TUULI	Lap Cancelled [1'55.937] - Yellow Flag - Turn 2-3
11.33.39	68 L. POWER	Lap Cancelled [2'00.796] - Yellow Flag - Turn 2-3
11.33.44	29 N. SPINELLI	Lap Cancelled [1'55.994] - Yellow Flag - Turn 2-3
11.33.49	3 R. DE ROSA	Lap Cancelled [1'56.880] - Yellow Flag - Turn 2-3
11.33.54	23 M. SCHROETTER	Lap Cancelled [1'59.247] - Yellow Flag - Turn 2-3
11.33.59	62 S. MANZI	Lap Cancelled [1'56.101] - Yellow Flag - Turn 2-3
11.34.04	98 M. ABE	Lap Cancelled [2'01.451] - Yellow Flag - Turn 2-3
11.34.09	11 N. BULEGA	Lap Cancelled [1'54.747] - Yellow Flag - Turn 2-3
11.34.14	64 F. CARICASULO	Lap Cancelled [1'54.392] - Yellow Flag - Turn 2-3
11.34.19	14 L. MAHIAS	Lap Cancelled [1'56.107] - Yellow Flag - Turn 2-3
11.34.24	21 F. FULIGNI	Lap Cancelled [1'56.785] - Yellow Flag - Turn 2-3
11.34.32	98 M. ABE	Current and Following Lap Cancelled - Exceeded Track Limits - Turn 21
11.36.42	7 A. NORRODIN	Technical Problem - Turn 9
11.38.12	23 M. SCHROETTER	Current and Following Lap Cancelled - Exceeded Track Limits - Turn 21
11.38.15	4 H. TRUELOVE	On the Gravel - Re-Joined - Turn 6
11.38.46	7 A. NORRODIN	Bike not returning
11.42.31	29 N. SPINELLI	Lap Cancelled [2'05.199] - Yellow Flag - Turn 9
11.42.36	3 R. DE ROSA	Lap Cancelled [1'53.968] - Yellow Flag - Turn 9
11.42.41	62 S. MANZI	Lap Cancelled [1'54.343] - Yellow Flag - Turn 9
11.42.46	23 M. SCHROETTER	Lap Cancelled [1'58.040] - Yellow Flag - Turn 9
11.42.51	11 N. BULEGA	Lap Cancelled [1'55.526] - Yellow Flag - Turn 9
11.42.56	64 F. CARICASULO	Lap Cancelled [1'53.425] - Yellow Flag - Turn 9
11.43.01	66 N. TUULI	Lap Cancelled [1'55.851] - Yellow Flag - Turn 5-6
11.47.59	95 T. MACKENZIE	Current and Following Lap Cancelled - Exceeded Track Limits - Turn 21
11.47.59	32 O. BAYLISS	Current and Following Lap Cancelled - Exceeded Track Limits - Turn 21
11.52.19	94 V. DEBISE	Current and Following Lap Cancelled - Exceeded Track Limits - Turn 21
11.52.26	66 N. TUULI	Current and Following Lap Cancelled - Exceeded Track Limits - Turn 21
11.53.07	4 H. TRUELOVE	Current and Following Lap Cancelled - Exceeded Track Limits - Turn 21
11.53.52	27 A. DIAZ	On the Gravel - Re-Joined - Turn 7
11.59.23	68 L. POWER	Current and Following Lap Cancelled - Exceeded Track Limits - Turn 21
11.59.56	95 T. MACKENZIE	Technical Problem - Turn 17
12.01.16	4 H. TRUELOVE	Current and Following Lap Cancelled - Exceeded Track Limits - Turn 21
12.01.27	24 A. WONGTHANANON	Current and Following Lap Cancelled - Exceeded Track Limits - Turn 21
12.02.06	55 Y. MONTELLA	Lap Cancelled [2'09.065] - Yellow Flag - Turn 16
12.02.11	22 F. FULIGNI	Lap Cancelled [1'55.922] - Yellow Flag - Turn 16
12.02.16	23 M. SCHROETTER	Lap Cancelled [2'01.700] - Yellow Flag - Turn 16
12.03.27	9 J. NAVARRO	Current and Following Lap Cancelled - Exceeded Track Limits - Turn 21
12.03.41	28 G. VAN STRAALEN	Lap Cancelled [1'54.770] - Exceeded Track Limits - Turn 6
12.03.52	21 F. FULIGNI	Lap Cancelled [1'55.417] - Exceeded Track Limits - Turn 21-22
12.05.20	51 A. SARMOON	Current and Following Lap Cancelled - Exceeded Track Limits - Turn 21
12.05.26	24 A. WONGTHANANON	Current and Following Lap Cancelled - Exceeded Track Limits - Turn 21
12.07.06	24 A. WONGTHANANON	On Asphalt - Re-Joined - Turn 12
12.07.13	4 H. TRUELOVE	Current and Following Lap Cancelled - Exceeded Track Limits - Turn 21
12.09.18	68 L. POWER	Current and Following Lap Cancelled - Exceeded Track Limits - Turn 21

Start End The results are provisional until the end of the time limit for protests and appeals and the completion of the technical checks.

14/07/2023 11:25 12:12

These data/results cannot be reproduced, stored and/or transmitted in whole or in part by any manner of electronic, mechanical, photocopying, recording, broadcasting or otherwise now known or herein after developed without the previous express consent by the copyright owner, except for reproduction in daily press and regular printed publications on sale to the public within 60 days of the event related to those data/results and always provided that copyright symbol appears together as follows below.

© DORNA WSBK ORGANIZATION Srl 2023



Prometeon Italian Round, 14-16 July 2023

Results Free Practice 1st Session

12.09.25	54 B. SOFUOGLU	Crashed - Turn 21
12.09.33	54 B. SOFUOGLU	Re-joined
12.10.29	21 F. FULIGNI	Lap Cancelled [1'54.467] - Exceeded Track Limits - Turn 13
12.10.30	11 N. BULEGA	Current and Following Lap Cancelled - Exceeded Track Limits - Turn 21
12.12.47		End Of Session
12.13.40	69 T. BOOTH-AMOS	Technical Problem - Turn 9

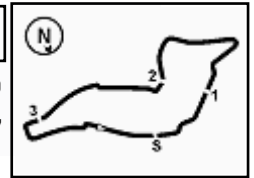
Fastest Laps Sequence

No.	Rider	Nat	Team	Bike	Local Time	Time	Gap	Avg
28	G. VAN STRAALEN	NED	EAB Racing Team	Yamaha YZF R6	11:29'05.966	1'57.079		151,774
13	L. OTTAVIANI	ITA	Extreme Racing Service	MV Agusta F3 800 RR	11:29'42.321	1'56.888	-0.191	152,022
66	N. TUULI	FIN	PTR Triumph	Triumph Street Triple RS 765	11:29'54.067	1'56.869	-0.019	152,047
11	N. BULEGA	ITA	Aruba.it Racing WorldSSP Team	Ducati Panigale V2	11:30'33.168	1'55.635	-1.234	153,670
64	F. CARICASULO	ITA	Althea Racing Team	Ducati Panigale V2	11:30'35.596	1'54.744	-0.891	154,863
13	L. OTTAVIANI	ITA	Extreme Racing Service	MV Agusta F3 800 RR	11:33'32.092	1'53.796	-0.948	156,153
64	F. CARICASULO	ITA	Althea Racing Team	Ducati Panigale V2	11:34'22.859	1'52.871	-0.925	157,433
62	S. MANZI	ITA	Ten Kate Racing Yamaha	Yamaha YZF R6	11:45'53.996	1'52.856	-0.015	157,454
11	N. BULEGA	ITA	Aruba.it Racing WorldSSP Team	Ducati Panigale V2	11:47'39.196	1'52.755	-0.101	157,595
11	N. BULEGA	ITA	Aruba.it Racing WorldSSP Team	Ducati Panigale V2	11:49'31.846	1'52.650	-0.105	157,742
64	F. CARICASULO	ITA	Althea Racing Team	Ducati Panigale V2	11:55'35.621	1'52.511	-0.139	157,937
64	F. CARICASULO	ITA	Althea Racing Team	Ducati Panigale V2	11:57'27.810	1'52.189	-0.322	158,390
64	F. CARICASULO	ITA	Althea Racing Team	Ducati Panigale V2	12:08'43.668	1'52.065	-0.124	158,565
99	A. HUERTAS	ESP	MTM Kawasaki	Kawasaki ZX-6R	12:10'47.740	1'52.010	-0.055	158,643

Start 11:25 End 12:12 The results are provisional until the end of the time limit for protests and appeals and the completion of the technical checks.

These data/results cannot be reproduced, stored and/or transmitted in whole or in part by any manner of electronic, mechanical, photocopying, recording, broadcasting or otherwise now known or herein after developed without the previous express consent by the copyright owner, except for reproduction in daily press and regular printed publications on sale to the public within 60 days of the event related to those data/results and always provided that copyright symbol appears together as follows below.

© DORNA WSBK ORGANIZATION Srl 2023



Prometeon Italian Round, 14-16 July 2023
Best Sectors & Speed Free Practice 1st Session

Imola Circuit 4.936 m

BEST LAP		
1	99	A. HUERTAS Kawasaki ZX-6R 1'52.010
2	64	F. CARICASULO Ducati Panigale V2 1'52.065
3	55	Y. MONTELLA Ducati Panigale V2 1'52.641
4	11	N. BULEGA Ducati Panigale V2 1'52.650
5	62	S. MANZI Yamaha YZF R6 1'52.854
6	3	R. DE ROSA Ducati Panigale V2 1'53.064
7	9	J. NAVARRO Yamaha YZF R6 1'53.289
8	13	L. OTTAVIANI MV Agusta F3 800 RR 1'53.323
9	94	V. DEBISE Yamaha YZF R6 1'53.419
10	66	N. TUULI Triumph Street Triple RS 765 1'53.457
11	54	B. SOFUOGLU MV Agusta F3 800 RR 1'53.476
12	6	E. PUSCEDDU Yamaha YZF R6 1'53.551
13	28	G. VAN STRAALEN Yamaha YZF R6 1'53.699
14	23	M. SCHROETTER MV Agusta F3 800 RR 1'53.771
15	14	L. MAHIAS Kawasaki ZX-6R 1'54.031
16	22	F. FULIGNI Ducati Panigale V2 1'54.055
17	21	F. FULIGNI Yamaha YZF R6 1'54.491
18	27	A. DIAZ Yamaha YZF R6 1'54.662
19	29	N. SPINELLI Yamaha YZF R6 1'54.973
20	17	J. MCPHEE Kawasaki ZX-6R 1'55.022
21	16	Y. OKAYA Kawasaki ZX-6R 1'55.036
22	69	T. BOOTH-AMOS Kawasaki ZX-6R 1'55.064
23	51	A. SARMOON Yamaha YZF R6 1'55.387
24	24	A. WONGTHANANON Yamaha YZF R6 1'56.444
25	73	M. KOFLER Ducati Panigale V2 1'56.562
26	68	L. POWER Kawasaki ZX-6R 1'56.970
27	95	T. MACKENZIE Honda CBR600RR 1'57.613
28	4	H. TRUELOVE Triumph Street Triple RS 765 1'57.883
29	98	M. ABE Yamaha YZF R6 1'57.946
30	71	T. EDWARDS Yamaha YZF R6 1'58.417
31	7	A. NORRODIN Honda CBR600RR 1'58.781
32	32	O. BAYLISS Ducati Panigale V2 1'59.541

SPEED		
1	64	F. CARICASULO Ducati Panigale V2 250,8
2	13	L. OTTAVIANI MV Agusta F3 800 RR 249,6
3	66	N. TUULI Triumph Street Triple RS 765 249,0
4	55	Y. MONTELLA Ducati Panigale V2 249,0
5	94	V. DEBISE Yamaha YZF R6 249,0
6	11	N. BULEGA Ducati Panigale V2 248,5
7	3	R. DE ROSA Ducati Panigale V2 248,5
8	21	F. FULIGNI Yamaha YZF R6 247,9
9	16	Y. OKAYA Kawasaki ZX-6R 247,9
10	54	B. SOFUOGLU MV Agusta F3 800 RR 247,3
11	99	A. HUERTAS Kawasaki ZX-6R 247,3
12	28	G. VAN STRAALEN Yamaha YZF R6 247,3
13	22	F. FULIGNI Ducati Panigale V2 247,3
14	17	J. MCPHEE Kawasaki ZX-6R 246,7
15	23	M. SCHROETTER MV Agusta F3 800 RR 246,1
16	73	M. KOFLER Ducati Panigale V2 246,1
17	9	J. NAVARRO Yamaha YZF R6 245,6
18	62	S. MANZI Yamaha YZF R6 245,6
19	32	O. BAYLISS Ducati Panigale V2 244,4
20	69	T. BOOTH-AMOS Kawasaki ZX-6R 244,4
21	4	H. TRUELOVE Triumph Street Triple RS 765 243,9
22	68	L. POWER Kawasaki ZX-6R 243,9
23	27	A. DIAZ Yamaha YZF R6 243,9
24	7	A. NORRODIN Honda CBR600RR 243,3
25	51	A. SARMOON Yamaha YZF R6 242,8
26	29	N. SPINELLI Yamaha YZF R6 242,8
27	24	A. WONGTHANANON Yamaha YZF R6 242,2
28	71	T. EDWARDS Yamaha YZF R6 241,6
29	14	L. MAHIAS Kawasaki ZX-6R 241,1
30	6	E. PUSCEDDU Yamaha YZF R6 240,5
31	98	M. ABE Yamaha YZF R6 239,5
32	95	T. MACKENZIE Honda CBR600RR 238,9

SEG. 1		
1	64	F. CARICASULO 23.456
2	99	A. HUERTAS 23.638
3	3	R. DE ROSA 23.701
4	55	Y. MONTELLA 23.707
5	62	S. MANZI 23.720
6	11	N. BULEGA 23.763
7	94	V. DEBISE 23.819
8	9	J. NAVARRO 23.866
9	28	G. VAN STRAALEN 23.878
10	13	L. OTTAVIANI 23.882
11	66	N. TUULI 23.910
12	54	B. SOFUOGLU 23.914
13	6	E. PUSCEDDU 23.975
14	22	F. FULIGNI 23.999
15	23	M. SCHROETTER 24.005
16	21	F. FULIGNI 24.020
17	14	L. MAHIAS 24.078
18	17	J. MCPHEE 24.126
19	27	A. DIAZ 24.132
20	29	N. SPINELLI 24.236
21	69	T. BOOTH-AMOS 24.263
22	51	A. SARMOON 24.278
23	16	Y. OKAYA 24.285
24	68	L. POWER 24.386
25	73	M. KOFLER 24.389
26	24	A. WONGTHANANON 24.678
27	98	M. ABE 24.727
28	95	T. MACKENZIE 24.753
29	4	H. TRUELOVE 24.761
30	7	A. NORRODIN 24.848
31	32	O. BAYLISS 24.931
32	71	T. EDWARDS 25.211

SEG. 2		
1	64	F. CARICASULO 34.849
2	99	A. HUERTAS 34.863
3	11	N. BULEGA 35.013
4	55	Y. MONTELLA 35.033
5	62	S. MANZI 35.037
6	66	N. TUULI 35.135
7	9	J. NAVARRO 35.174
8	3	R. DE ROSA 35.188
9	13	L. OTTAVIANI 35.209
10	94	V. DEBISE 35.228
11	6	E. PUSCEDDU 35.232
12	54	B. SOFUOGLU 35.289
13	23	M. SCHROETTER 35.312
14	28	G. VAN STRAALEN 35.331
15	14	L. MAHIAS 35.347
16	22	F. FULIGNI 35.407
17	21	F. FULIGNI 35.408
18	27	A. DIAZ 35.593
19	29	N. SPINELLI 35.641
20	17	J. MCPHEE 35.728
21	69	T. BOOTH-AMOS 35.731
22	51	A. SARMOON 35.831
23	16	Y. OKAYA 35.934
24	68	L. POWER 36.095
25	73	M. KOFLER 36.160
26	24	A. WONGTHANANON 36.242
27	71	T. EDWARDS 36.604
28	4	H. TRUELOVE 36.611
29	98	M. ABE 36.727
30	95	T. MACKENZIE 36.746
31	32	O. BAYLISS 36.882
32	7	A. NORRODIN 37.029

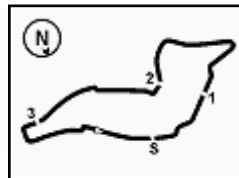
SEG. 3		
1	99	A. HUERTAS 29.673
2	9	J. NAVARRO 29.784
3	64	F. CARICASULO 29.784
4	11	N. BULEGA 29.854
5	55	Y. MONTELLA 29.954
6	66	N. TUULI 30.045
7	62	S. MANZI 30.049
8	3	R. DE ROSA 30.080
9	54	B. SOFUOGLU 30.081
10	94	V. DEBISE 30.086
11	23	M. SCHROETTER 30.147
12	28	G. VAN STRAALEN 30.181
13	13	L. OTTAVIANI 30.191
14	6	E. PUSCEDDU 30.201
15	14	L. MAHIAS 30.241
16	21	F. FULIGNI 30.350
17	22	F. FULIGNI 30.361
18	17	J. MCPHEE 30.405
19	29	N. SPINELLI 30.432
20	69	T. BOOTH-AMOS 30.531
21	16	Y. OKAYA 30.613
22	73	M. KOFLER 30.706
23	27	A. DIAZ 30.713
24	51	A. SARMOON 30.745
25	24	A. WONGTHANANON 30.858
26	68	L. POWER 30.906
27	4	H. TRUELOVE 30.953
28	95	T. MACKENZIE 31.116
29	98	M. ABE 31.173
30	71	T. EDWARDS 31.425
31	7	A. NORRODIN 31.452
32	32	O. BAYLISS 31.930

SEG. 4		
1	64	F. CARICASULO 23.614
2	99	A. HUERTAS 23.812
3	55	Y. MONTELLA 23.827
4	62	S. MANZI 23.841
5	11	N. BULEGA 23.871
6	6	E. PUSCEDDU 23.875
7	54	B. SOFUOGLU 23.965
8	3	R. DE ROSA 23.979
9	13	L. OTTAVIANI 24.030
10	66	N. TUULI 24.045
11	94	V. DEBISE 24.081
12	14	L. MAHIAS 24.116
13	28	G. VAN STRAALEN 24.118
14	9	J. NAVARRO 24.119
15	16	Y. OKAYA 24.135
16	23	M. SCHROETTER 24.149
17	27	A. DIAZ 24.170
18	21	F. FULIGNI 24.240
19	21	F. FULIGNI 24.249
20	69	T. BOOTH-AMOS 24.268
21	29	N. SPINELLI 24.339
22	51	A. SARMOON 24.464
23	17	J. MCPHEE 24.608
24	24	A. WONGTHANANON 24.635
25	98	M. ABE 24.736
26	68	L. POWER 24.874
27	95	T. MACKENZIE 24.904
28	4	H. TRUELOVE 25.001
29	73	M. KOFLER 25.001
30	32	O. BAYLISS 25.063
31	7	A. NORRODIN 25.170
32	71	T. EDWARDS 25.177

14/07/2023

These data/results cannot be reproduced, stored and/or transmitted in whole or in part by any manner of electronic, mechanical, photocopying, recording, broadcasting or otherwise now known or herein after developed without the previous express consent by the copyright owner, except for reproduction in daily press and regular printed publications on sale to the public within 60 days of the event related to those data/results and always provided that copyright symbol appears together as follows below.

© DORNA WSBK ORGANIZATION Srl 2023



Imola Circuit 4.936 m

Prometeon Italian Round, 14–16 July 2023
Ideal Times Free Practice 1st Session

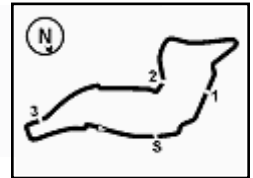
No.	Rider	Nat	Bike	Seg. 1	Seg. 2	Seg. 3	Seg. 4	Ideal Time		
				Diff. 1	Diff. 2	Diff. 3	Diff. 4	Best Lap	Pos.	Diff.
1	64 F. CARICASULO	ITA	Ducati Panigale V2	23.456 +0.158	34.849 +0.104	29.784 +0.013	23.614 +0.087	1'51.703 1'52.065	2	0.362
2	99 A. HUERTAS	ESP	Kawasaki ZX-6R	23.638	34.863	29.673	23.812 +0.024	1'51.986 1'52.010	1	0.024
3	11 N. BULEGA	ITA	Ducati Panigale V2	23.763 +0.053	35.013	29.854 +0.037	23.871 +0.059	1'52.501 1'52.650	4	0.149
4	55 Y. MONTELLA	ITA	Ducati Panigale V2	23.707	35.033	29.954	23.827 +0.120	1'52.521 1'52.641	3	0.120
5	62 S. MANZI	ITA	Yamaha YZF R6	23.720	35.037 +0.032	30.049 +0.010	23.841 +0.165	1'52.647 1'52.854	5	0.207
6	9 J. NAVARRO	ESP	Yamaha YZF R6	23.866 +0.117	35.174 +0.229	29.784	24.119	1'52.943 1'53.289	7	0.346
7	3 R. DE ROSA	ITA	Ducati Panigale V2	23.701 +0.071	35.188 +0.033	30.080 +0.012	23.979	1'52.948 1'53.064	6	0.116
8	66 N. TUULI	FIN	Triumph Street Triple RS 765	23.910 +0.125	35.135	30.045 +0.129	24.045 +0.068	1'53.135 1'53.457	10	0.322
9	94 V. DEBISE	FRA	Yamaha YZF R6	23.819	35.228	30.086	24.081 +0.205	1'53.214 1'53.419	9	0.205
10	54 B. SOFUOGLU	TUR	MV Agusta F3 800 RR	23.914 +0.035	35.289 +0.177	30.081 +0.015	23.965	1'53.249 1'53.476	11	0.227
11	6 E. PUSCEDDU	ITA	Yamaha YZF R6	23.975	35.232	30.201	23.875 +0.268	1'53.283 1'53.551	12	0.268
12	13 L. OTTAVIANI	ITA	MV Agusta F3 800 RR	23.882	35.209	30.191	24.030 +0.011	1'53.312 1'53.323	8	0.011
13	28 G. VAN STRAALEN	NED	Yamaha YZF R6	23.878 +0.087	35.331 +0.006	30.181	24.118 +0.098	1'53.508 1'53.699	13	0.191
14	23 M. SCHROETTER	GER	MV Agusta F3 800 RR	24.005 +0.035	35.312	30.147 +0.116	24.149 +0.007	1'53.613 1'53.771	14	0.158
15	14 L. MAHIAS	FRA	Kawasaki ZX-6R	24.078 +0.032	35.347	30.241 +0.191	24.116 +0.026	1'53.782 1'54.031	15	0.249
16	22 F. FULIGNI	ITA	Ducati Panigale V2	23.999 +0.024	35.407 +0.024	30.361	24.240	1'54.007 1'54.055	16	0.048
17	21 F. FULIGNI	ITA	Yamaha YZF R6	24.020 +0.097	35.408 +0.218	30.350 +0.042	24.249 +0.107	1'54.027 1'54.491	17	0.464
18	27 A. DIAZ	ESP	Yamaha YZF R6	24.132	35.593	30.713	24.170 +0.054	1'54.608 1'54.662	18	0.054
19	29 N. SPINELLI	ITA	Yamaha YZF R6	24.236 +0.225	35.641 +0.049	30.432	24.339 +0.051	1'54.648 1'54.973	19	0.325
20	69 T. BOOTH-AMOS	GBR	Kawasaki ZX-6R	24.263 +0.075	35.731 +0.020	30.531 +0.176	24.268	1'54.793 1'55.064	22	0.271
21	17 J. MCPHEE	GBR	Kawasaki ZX-6R	24.126 +0.144	35.728 +0.011	30.405	24.608	1'54.867 1'55.022	20	0.155
22	16 Y. OKAYA	JPN	Kawasaki ZX-6R	24.285 +0.069	35.934	30.613	24.135	1'54.967 1'55.036	21	0.069
23	51 A. SARMOON	THA	Yamaha YZF R6	24.278	35.831	30.745 +0.069	24.464	1'55.318 1'55.387	23	0.069
24	73 M. KOFLER	AUT	Ducati Panigale V2	24.389 +0.204	36.160	30.706	25.001 +0.102	1'56.256 1'56.562	25	0.306
25	68 L. POWER	AUS	Kawasaki ZX-6R	24.386 +0.224	36.095 +0.333	30.906 +0.054	24.874 +0.098	1'56.261 1'56.970	26	0.709
26	24 A. WONGTHANANON	THA	Yamaha YZF R6	24.678 +0.031	36.242	30.858	24.635	1'56.413 1'56.444	24	0.031
27	4 H. TRUELOVE	GBR	Triumph Street Triple RS 765	24.761 +0.209	36.611 +0.112	30.953	25.001 +0.236	1'57.326 1'57.883	28	0.557
28	98 M. ABE	JPN	Yamaha YZF R6	24.727 +0.376	36.727	31.173 +0.207	24.736	1'57.363 1'57.946	29	0.583
29	95 T. MACKENZIE	GBR	Honda CBR600RR	24.753	36.746	31.116 +0.009	24.904 +0.085	1'57.519 1'57.613	27	0.094
30	71 T. EDWARDS	AUS	Yamaha YZF R6	25.211	36.604	31.425	25.177	1'58.417 1'58.417	30	
31	7 A. NORRODIN	MAS	Honda CBR600RR	24.848 +0.118	37.029 +0.164	31.452	25.170	1'58.499 1'58.781	31	0.282
32	32 D. BAYLISS	AUS	Ducati Panigale V2	24.931 +0.735	36.882	31.930	25.063	1'58.806 1'59.541	32	0.735
Overall Ideal Time				23.456	34.849	29.673	23.614	1'51.592		

14/07/2023

These data/results cannot be reproduced, stored and/or transmitted in whole or in part by any manner of electronic, mechanical, photocopying, recording, broadcasting or otherwise now known or herein after developed without the previous express consent by the copyright owner, except for reproduction in daily press and regular printed publications on sale to the public within 60 days of the event related to those data/results and always provided that copyright symbol appears together as follows below.

© DORNA WSBK ORGANIZATION Srl 2023

FIGR PERUGIA TIMING

Prometeon Italian Round, 14-16 July 2023
Chronological Analysis Free Practice 1st Session

1° 99 A. HUERTAS [1'52.010]								4° 11 N. BULEGA [1'52.650]							
Lap	Seg1	Seg2	Seg3	Seg4	Lap Time	km/h	Local Time	Lap	Seg1	Seg2	Seg3	Seg4	Lap Time	km/h	Local Time
1							11:25'31.565	1		38.308	31.604	24.803	122,5	11:28'37.533	
2	38.619	37.561	31.474	25.168	2'12.822P	168,3	11:27'44.387	2	24.405	35.908	30.761	24.561	1'55.635	246,1	11:30'33.168
3	24.787	36.699	30.708	25.566	1'57.760	243,3	11:29'42.147	3	24.054	36.365	30.171	24.157	1'54.747C	247,3	11:32'27.915
4	24.662	36.067	31.389	24.753	1'56.871C	243,3	11:31'39.018	4	23.887	35.486	30.150	24.440	1'53.963	247,9	11:34'21.878
5	24.148	35.940	30.382	24.580	1'55.050	246,1	11:33'34.068	5	24.138	36.471	30.388	24.479	1'55.476	247,9	11:36'17.354
6	24.272	35.725	30.402	24.393	1'54.792	245,6	11:35'28.860	6	23.899	36.229	30.752	24.646	1'55.526C	248,5	11:38'12.880
7	24.376	35.698	30.035	24.540	1'54.649	245,0	11:37'23.509	7	23.937	35.602	30.282	23.950	1'53.771	246,7	11:40'06.651
8	24.140	35.430	30.045	24.379	1'53.994	244,4	11:39'17.503	8	23.763	35.308	30.274	23.916	1'53.261	246,7	11:41'59.912
9	24.094	35.718	30.398	8'47.168	10'17.378P	245,0	11:49'34.881	9	23.783	35.175	30.354	23.880	1'53.192	246,7	11:43'53.104
10	37.398	35.863	30.190	24.539	2'07.990P	186,7	11:51'42.871	10	23.892	35.157	30.192	24.096	1'53.337	246,1	11:38'12.880
11	24.178	35.539	30.039	24.257	1'54.013	242,2	11:53'36.884	11	23.789	35.157	29.897	23.912	1'52.755	246,7	11:47'39.196
12	24.175	35.461	30.439	24.309	1'54.384	244,4	11:55'31.268	12	23.816	35.013	29.891	23.930	1'52.650	246,7	11:49'31.846
13	24.078	35.463	29.788	24.260	1'53.589	244,4	11:57'24.857	13	23.775	35.103	29.954	24.026	1'52.858	246,7	11:51'24.704
14	23.980	35.451	29.964	24.291	1'53.686	243,3	11:59'18.543	14	24.291	37.018	31.261	40.465	2'13.035P	246,7	11:53'37.739
15	24.101	39.245	31.527	4'02.231	5'37.104P	247,3	12:04'55.647	15	7'50.784	35.975	30.262	25.088	9'22.109P	182,5	12:02'59.848
16	37.685	35.574	30.131	24.020	2'07.410P	145,2	12:07'03.057	16	23.831	35.240	30.067	24.010	1'53.148	245,6	12:04'52.996
17	23.977	34.995	29.889	23.812	1'52.673	243,9	12:08'55.730	17	23.848	35.140	29.970	24.005	1'52.963	245,6	12:06'45.959
18	23.638	34.863	29.673	23.836	1'52.010	246,7	12:10'47.740	18	24.262	35.266	30.034	23.871	1'53.433	247,3	12:08'39.392
								19	23.935	35.139	29.854	25.851	1'54.779C	248,5	12:10'34.171

2° 64 F. CARICASULO [1'52.065]								5° 62 S. MANZI [1'52.854]							
Lap	Seg1	Seg2	Seg3	Seg4	Lap Time	km/h	Local Time	Lap	Seg1	Seg2	Seg3	Seg4	Lap Time	km/h	Local Time
1		37.885	31.782	24.539		166,9	11:28'40.852	1							11:26'14.920
2	24.213	35.948	30.509	24.074	1'54.744	247,9	11:30'35.596	2	40.978	37.874	32.951	25.956	2'17.759P	157,3	11:28'32.679
3	24.416	35.693	30.408	23.875	1'54.392C	247,9	11:32'29.988	3	24.954	36.851	30.671	25.100	1'57.576	242,2	11:30'30.255
4	23.788	35.204	30.128	23.751	1'52.871	249,6	11:34'22.859	4	24.745	35.907	30.778	24.671	1'56.101C	244,4	11:32'26.356
5	23.774	35.423	30.292	30.147	1'59.636	250,8	11:36'22.495	5	24.196	35.603	30.462	24.439	1'54.700	242,8	11:34'21.056
6	23.915	35.350	29.938	24.222	1'53.425C	247,9	11:38'15.920	6	24.100	35.409	30.489	24.127	1'54.125	243,9	11:36'15.181
7	24.416	35.709	30.347	38.951	2'09.423P	247,9	11:40'25.343	7	24.092	35.554	30.476	24.221	1'54.343C	242,8	11:38'09.524
8	11'47.607	35.986	30.326	23.848	13'17.767P	172,7	11:53'43.110	8	29.267	40.081	31.020	24.235	2'04.603	242,8	11:40'14.127
9	23.711	34.983	30.074	23.743	1'52.511	247,9	11:55'35.621	9	24.101	35.304	30.253	24.008	1'53.666	242,8	11:42'07.793
10	23.456	34.898	29.986	23.849	1'52.189	250,2	11:57'27.810	10	23.987	35.286	30.114	23.960	1'53.347	243,9	11:44'01.140
11	23.704	34.918	30.072	23.745	1'52.439	249,0	11:59'20.249	11	23.928	35.038	30.049	23.841	1'52.856	243,3	11:45'53.996
12	23.579	35.345	30.550	23.928	1'53.402	250,2	12:01'13.651	12	25.961	38.868	31.575	9'40.953	11'17.357P	236,8	11:57'11.353
13	23.617	35.227	29.927	24.608	1'53.379	248,5	12:03'07.030	13	43.327	35.726	30.478	24.185	2'13.716P	122,1	11:59'25.069
14	23.621	34.935	30.024	23.614	1'52.194	247,9	12:04'59.224	14	24.052	35.836	31.498	24.526	1'55.912	245,6	12:01'20.981
15	23.674	35.042	29.784	23.879	1'52.379	247,3	12:06'51.603	15	23.965	35.412	30.323	24.324	1'54.024	243,9	12:03'15.005
16	23.614	34.953	29.797	23.701	1'52.065	248,5	12:08'43.668	16	23.901	35.179	30.204	23.987	1'53.271	245,6	12:05'08.276
17	23.556	34.849	29.901	23.809	1'52.115	249,6	12:10'35.783	17	23.976	35.322	30.076	24.082	1'53.456	245,0	12:07'01.732
								18	23.792	35.037	30.089	23.971	1'52.889	245,0	12:08'54.621
								19	23.720	35.069	30.059	24.006	1'52.854	245,6	12:10'47.475

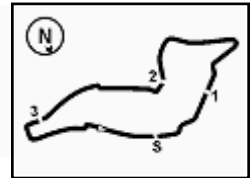
3° 55 Y. MONTELLA [1'52.641]								6° 3 R. DE ROSA [1'53.064]							
Lap	Seg1	Seg2	Seg3	Seg4	Lap Time	km/h	Local Time	Lap	Seg1	Seg2	Seg3	Seg4	Lap Time	km/h	Local Time
1		38.027	32.822	24.807		191,0	11:27'07.852	1							11:26'07.562
2	24.776	36.915	31.559	25.324	1'58.574	243,3	11:29'06.426	2	40.049	39.791	31.777	24.948	2'16.565P	179,4	11:28'24.127
3	24.550	35.965	30.948	24.294	1'55.757	242,8	11:31'02.183	3	24.580	36.973	31.123	24.770	1'57.446	244,4	11:30'21.573
4	24.678	36.136	30.587	24.411	1'55.812	246,7	11:32'57.995	4	25.371	36.336	30.716	24.457	1'56.880C	241,1	11:32'18.453
5	24.362	35.574	30.554	24.319	1'54.809	247,3	11:34'52.804	5	24.153	35.949	30.396	24.388	1'54.886	245,0	11:34'13.339
6	24.014	35.347	30.238	24.054	1'53.653	246,7	11:36'46.457	6	24.105	35.735	30.467	24.090	1'54.397	245,0	11:36'07.736
7	24.882	35.995	30.389	37.916	2'09.182P	246,1	11:38'55.639	7	23.983	35.437	30.363	24.185	1'53.968C	244,4	11:38'01.704
8	8'25.010	36.085	30.781	24.232	9'56.108P	193,1	11:48'51.747	8	23.965	35.442	30.242	24.352	1'54.001	245,6	11:39'55.705
9	24.020	35.533	30.314	24.044	1'53.911	244,4	11:50'45.658	9	23.925	35.268	30.163	24.208	1'53.564	244,4	11:41'49.269
10	24.121	35.527	30.219	23.967	1'53.834	245,6	11:52'39.492	10	23.881	35.240	30.095	24.235	1'53.451	245,6	11:43'42.720
11	23.960	35.528	29.964	23.997	1'53.449	246,7	11:54'32.941	11	25.731	38.292	32.223	10'02.392	11'38.638P	242,2	11:55'21.358
12	24.039	35.648	30.222	24.105	1'54.014	246,1	11:56'26.955	12	41.930	37.842	31.846	24.218	2'15.836P	159,2	11:57'37.194
13	23.858	35.436	30.099	24.009	1'53.402	245,6	11:58'20.357	13	23.953	35.582	30.343	24.027	1'53.905	245,6	11:59'31.099
14	23.998	35.198	30.129	28.129	2'09.065CP	246,7	12:00'29.422	14	23.860	35.603	30.727	1'11.135	2'41.325P	247,3	12:02'12.424
15	5'14.555	35.451	30.690	24.432	6'45.128P	66,2	12:07'14.550	15	38.948	36.417	31.474	24.192	2'11.031P	176,7	12:04'23.455
16	23.930	35.333	30.248	23.827	1'53.338	247,3	12:09'07.888	16	23.923	35.188	30.080	24.008	1'53.199	245,6	12:06'16.654
17	23.707	35.033	29.954	23.947	1'52.641	249,0	12:11'00.529	17	23.701	35.232	30.173	24.068	1'53.174	248,5	12:08'09.828

14/07/2023 P = Pits In/Out - C = Lap Time Cancelled

These data/results cannot be reproduced, stored and/or transmitted in whole or in part by any manner of electronic, mechanical, photocopying, recording, broadcasting or otherwise now known or herein after developed without the previous express consent by the copyright owner, except for reproduction in daily press and regular printed publications on sale to the public within 60 days of the event related to those data/results and always provided that copyright symbol appears together as follows below.

© DORNA WSBK ORGANIZATION Srl 2023





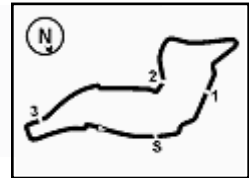
Prometeon Italian Round, 14-16 July 2023
Chronological Analysis Free Practice 1st Session

Lap	Seg1	Seg2	Seg3	Seg4	Lap Time	km/h	Local Time
18	23.772	35.221	30.092	23.979	1'53.064	246,7	12:10'02.892
7° 9 J. NAVARRO (1'53.289)							
1							11:25'14.131
2	40.304	39.689	32.724	25.671	2'18.388P	182,5	11:27'32.519
3	25.344	37.514	31.506	24.822	1'59.186	216,0	11:29'31.705
4	24.859	36.741	30.958	24.653	1'57.211	235,2	11:31'28.916
5	24.460	36.426	30.645	24.517	1'56.048	243,9	11:33'24.964
6	24.498	36.426	34.007	24.824	1'59.755	242,8	11:35'24.719
7	24.213	36.290	30.504	24.313	1'55.320	244,4	11:37'20.039
8	25.062	36.959	30.577	24.564	1'57.162	243,9	11:39'17.201
9	24.195	36.302	30.557	24.607	1'55.661	242,8	11:41'12.862
10	24.163	36.028	30.325	24.277	1'54.793	240,5	11:43'07.655
11	24.113	36.651	31.574	7'00.727	8'33.065P	243,9	11:51'40.720
12	38.688	37.151	30.603	24.440	2'10.882P	180,6	11:53'51.602
13	24.234	35.881	30.230	24.295	1'54.640	242,2	11:55'46.242
14	23.958	35.545	30.077	24.241	1'53.821	243,9	11:57'40.063
15	23.983	35.403	29.784	24.119	1'53.289	242,8	11:59'33.352
16	23.901	35.249	32.621	30.745	2'02.516	245,0	12:01'35.868
17	24.094	35.359	30.014	23.796	1'53.263C	243,9	12:03'29.131
18	26.449	35.631	30.144	24.380	1'56.604C	230,6	12:05'25.735
19	24.043	35.174	36.343	29.397	2'04.957	242,8	12:07'30.692
20	23.866	35.327	29.854	24.356	1'53.403	245,6	12:09'24.095
21	24.111	35.550	30.667	25.080	1'55.408	245,0	12:11'19.503
10° 66 N. TUULI (1'53.457)							
1							11:25'39.734
2	41.157	38.258	32.702	25.347	2'17.464P	191,0	11:27'57.198
3	24.948	36.373	30.926	24.622	1'56.869	243,9	11:29'54.067
4	24.634	36.118	30.723	24.462	1'55.937C	246,7	11:31'50.004
5	24.420	35.813	30.576	24.357	1'55.166	247,9	11:33'45.170
6	24.352	35.714	30.392	24.238	1'54.696	246,1	11:35'39.866
7	24.422	35.565	30.199	24.239	1'54.425	246,1	11:37'34.291
8	24.256	35.540	30.388	25.667	1'55.851C	245,6	11:39'30.142
9	25.513	36.346	30.971	7'15.572	8'48.402P	234,2	11:48'18.544
10	42.301	37.124	31.011	24.425	2'14.861P	138,2	11:50'33.405
11	24.101	35.716	30.045	25.013	1'54.875C	243,9	11:52'28.280
12	25.659	35.682	30.306	24.181	1'55.828C	236,3	11:54'24.108
13	24.229	35.335	30.370	24.045	1'53.979	245,0	11:56'18.087
14	24.201	36.804	31.164	5'15.482	6'47.651P	246,7	12:03'05.738
15	37.373	36.428	30.823	24.269	2'08.893P	186,7	12:05'14.631
16	24.231	35.286	30.264	24.076	1'53.857	245,6	12:07'08.488
17	23.910	35.659	30.585	24.247	1'54.401	249,0	12:09'02.889
18	24.035	35.135	30.174	24.113	1'53.457	249,0	12:10'56.346
8° 13 L. OTTAVIANI (1'53.323)							
1							11:25'23.396
2	40.687	40.660	35.553	25.137	2'22.037P	182,5	11:27'45.433
3	24.532	36.493	31.206	24.657	1'56.888	245,6	11:29'42.321
4	25.188	35.783	30.746	24.258	1'55.975C	225,2	11:31'38.296
5	24.133	35.371	30.262	24.030	1'53.796	246,7	11:33'32.092
6	27.634	38.474	31.962	24.857	2'02.927	248,5	11:35'35.019
7	23.985	35.319	30.250	24.307	1'53.861	245,0	11:37'28.880
8	24.089	36.173	31.465	24.273	1'56.000	246,7	11:39'24.880
9	24.610	36.485	30.997	24.269	1'56.361	246,7	11:41'21.241
10	27.854	41.068	31.513	42.478	2'22.913P	245,6	11:43'44.154
11	9'26.013	36.281	34.251	24.473	1'10'01.018P	132,1	11:54'45.172
12	24.132	35.549	30.466	24.047	1'54.194	245,6	11:56'39.366
13	23.887	35.388	30.627	24.160	1'54.062	246,7	11:58'33.428
14	23.997	35.395	31.982	43.357	2'14.731P	246,7	12:00'48.159
15	3'04.943	39.373	30.575	24.470	4'39.361P	119,9	12:05'27.520
16	24.013	35.493	30.323	24.103	1'53.932	249,6	12:07'21.452
17	23.882	35.209	30.191	24.041	1'53.323	246,1	12:09'14.775
18	26.967	40.442	31.555	24.933	2'03.897	211,7	12:11'18.672
9° 94 V. DEBISE (1'53.419)							
1							11:25'10.427
2	37.839	37.628	32.162	26.147	2'13.776P	188,7	11:27'24.203
3	25.498	37.018	31.231	25.211	1'58.958	235,2	11:29'23.161
4	25.484	36.521	30.647	24.614	1'57.266	242,8	11:31'20.427
5	24.677	35.970	30.820	24.567	1'56.034	243,3	11:33'16.461
6	24.337	35.839	30.763	24.409	1'55.348	245,6	11:35'11.809
7	24.436	35.650	30.494	24.231	1'54.811	243,9	11:37'06.620
8	24.214	35.486	30.613	24.190	1'54.503	243,9	11:39'01.123
9	24.210	35.754	30.313	5'49.288	7'19.565P	244,4	11:46'20.688
10	39.791	36.120	30.893	24.357	2'11.161P	181,2	11:48'31.849
11	24.372	35.649	30.338	24.281	1'54.640	241,6	11:50'26.489
12	24.325	35.611	30.937	24.439	1'55.312C	242,8	11:52'21.801
13	26.610	35.855	30.364	24.957	1'57.786C	230,6	11:54'19.587
14	24.254	35.418	30.316	24.081	1'54.069	244,4	11:56'13.656
11° 54 B. SOFUOGLU (1'53.476)							
1							11:24'56.215
2	41.206	38.038	32.056	25.025	2'16.325P	189,0	11:27'12.540
3	24.713	36.866	31.114	24.704	1'57.397	245,6	11:29'09.937
4	24.587	36.433	30.805	24.561	1'56.386	246,1	11:31'06.323
5	24.569	36.089	30.465	24.103	1'55.226	245,6	11:33'01.549
6	24.342	35.619	30.424	24.331	1'54.716	247,3	11:34'56.265
7	24.266	35.910	30.271	24.068	1'54.515	245,6	11:36'50.780
8	24.245	35.903	30.081	24.157	1'54.386	245,6	11:38'45.166
9	25.054	37.820	31.684	41.612	2'16.170P	243,9	11:41'01.336
10							10'25.177P
11	41.031	36.659	30.792	25.276	2'13.758P	183,4	11:53'40.271
12	24.458	35.788	30.562	24.373	1'55.181	241,1	11:55'35.452
13	24.155	35.317	30.142	24.056	1'53.670	242,8	11:57'29.122
14	24.083	35.881	30.207	24.323	1'54.494	246,1	11:59'23.616
15	24.175	37.242	32.399	40.202	2'14.018P	243,3	12:01'37.634
16							1'41.413P
17	39.099	42.136	30.498	24.272	2'16.005P	187,7	12:05'35.052
18	23.949	35.466	30.096	23.965	1'53.476	245,0	12:07'28.528
19	23.914	35.289	30.081	32.840	2'02.124	245,0	12:09'30.652
20	27.347	39.319	33.330	41.214	2'21.210P	224,2	12:11'51.862
12° 6 E. PUSCEDDU (1'53.551)							
1							11:25'32.898
2	45.714	37.676	32.640	25.373	2'21.403P	170,7	11:27'54.301
3	24.720	36.680	31.557	24.786	1'57.743	237,3	11:29'52.044
4	25.049	36.221	31.150	24.779	1'57.199C	237,8	11:31'49.243
5	24.397	35.940	30.836	24.962	1'56.135	238,4	11:33'45.378
6	24.469	35.752	30.692	24.437	1'55.350	240,0	11:35'40.728
7	24.245	35.638	30.640	24.227	1'54.750	238,9	11:37'35.478
8	25.256	38.722	33.411	12'34.918	14'12.307P	237,3	11:51'47.785
9	43.493	39.357	39.484	26.972	2'29.306P	115,5	11:54'17.091
10	24.626	35.730	30.749	24.264	1'55.369	235,7	11:56'12.460
11	24.260	35.465	30.613	24.190	1'54.528	236,3	11:58'06.988

14/07/2023 P = Pits In/Out - C = Lap Time Cancelled

These data/results cannot be reproduced, stored and/or transmitted in whole or in part by any manner of electronic, mechanical, photocopying, recording, broadcasting or otherwise now known or herein after developed without the previous express consent by the copyright owner, except for reproduction in daily press and regular printed publications on sale to the public within 60 days of the event related to those data/results and always provided that copyright symbol appears together as follows below.

© DORNA WSBK ORGANIZATION Srl 2023



Imola Circuit 4.936 m

3 / 5

Prometeon Italian Round, 14-16 July 2023
Chronological Analysis Free Practice 1st Session

12	24.219	35.554	33.015	4'43.636	6'16.424P	238,4	12:04'23.412
13	42.779	40.825	33.375	26.030	2'23.009P	142,3	12:06'46.421
14	24.125	35.319	30.368	23.875	1'53.687	240,5	12:08'40.108
15	23.975	35.232	30.201	24.143	1'53.551	239,5	12:10'33.659

12	24.110	35.347	30.432	24.142	1'54.031	240,0	11:56'32.323
13	26.616	38.265	33.546	4'47.466	6'25.893P	228,1	12:02'58.216
14	39.356	37.058	30.752	24.423	2'11.589P	127,8	12:05'09.805
15	24.364	35.749	30.347	24.194	1'54.654	237,8	12:07'04.459
16	24.078	35.814	30.767	24.458	1'55.117	241,1	12:08'59.576
17	24.180	35.485	30.690	25.608	1'55.963	240,0	12:10'55.539

13° 28 G. VAN STRAALLEN [1'53.699]

Lap	Seg1	Seg2	Seg3	Seg4	Lap Time	km/h	Local Time
1							11:24'53.441
2	39.590	38.065	32.329	25.462	2'15.446P	187,3	11:27'08.887
3	25.166	36.243	31.084	24.586	1'57.079	239,5	11:29'05.966
4	24.681	35.737	30.955	24.506	1'55.879	242,2	11:31'01.845
5	24.424	35.806	30.518	24.479	1'55.227	242,8	11:32'57.072
6	24.405	35.907	30.723	24.541	1'55.576	243,9	11:34'52.648
7	24.431	35.659	31.590	25.471	1'57.151	242,8	11:36'49.799
8	24.159	35.705	30.402	24.504	1'54.770C	243,9	11:38'44.569
9	24.678	36.538	30.613	9'09.320	10'41.149P	243,3	11:49'25.718
10	50.352	36.573	30.918	24.529	2'22.372P	177,9	11:51'48.090
11	24.714	35.874	31.069	24.527	1'56.184	241,6	11:53'44.274
12	24.277	35.331	30.574	24.259	1'54.441	246,1	11:55'38.715
13	24.088	35.773	30.466	24.118	1'54.445	246,7	11:57'33.160
14	23.965	35.337	30.181	24.216	1'53.699	245,6	11:59'26.859
15	24.934	35.699	31.022	3'48.391	5'20.046P	247,3	12:04'46.905
16	48.333	35.833	30.647	25.041	2'19.854P	176,7	12:07'06.759
17	24.317	36.399	30.534	24.327	1'55.577	245,0	12:09'02.336
18	23.878	36.545	30.603	24.320	1'55.346	245,0	12:10'57.682

16° 22 F. FULIGNI [1'54.055]

Lap	Seg1	Seg2	Seg3	Seg4	Lap Time	km/h	Local Time
1							11:26'51.963
2	42.617	40.330	34.373	26.178	2'23.498P	164,3	11:29'15.461
3	24.766	36.678	31.551	25.284	1'58.279	243,3	11:31'13.740
4	24.780	36.144	31.655	24.485	1'57.064	247,3	11:33'10.804
5	24.384	35.937	30.777	24.643	1'55.741	247,3	11:35'06.545
6	26.315	37.010	30.957	26.564	2'00.846	244,4	11:37'07.391
7	24.232	35.571	30.646	24.481	1'54.930	245,0	11:39'02.321
8	24.070	35.773	30.687	11'46.840	13'17.370P	245,0	11:52'19.691
9	39.337	37.474	31.828	25.825	2'14.464P	165,9	11:54'34.155
10	24.228	35.940	30.635	24.562	1'55.365	244,4	11:56'29.520
11	24.034	35.767	30.509	24.583	1'54.893	243,9	11:58'24.413
12	24.201	35.804	31.016	24.901	1'55.922C	244,4	11:59'20.335
13	24.531	36.376	32.659	24.600	1'58.166	242,2	12:02'18.501
14	24.032	35.627	30.420	24.329	1'54.408	245,0	12:04'12.909
15	24.026	35.407	30.476	24.279	1'54.188	244,4	12:06'07.097
16	24.100	35.482	30.432	24.365	1'54.379	245,0	12:08'01.476
17	24.023	35.431	30.361	24.240	1'54.055	246,1	12:09'55.531
18	23.999	37.742	30.806	24.671	1'57.218	246,1	12:11'52.749

14° 23 M. SCHROETTER [1'53.771]

Lap	Seg1	Seg2	Seg3	Seg4	Lap Time	km/h	Local Time
1							11:26'03.145
2	41.753	39.626	33.340	25.041	2'19.760P	195,6	11:28'22.905
3	25.316	38.109	31.603	24.773	1'59.801	240,5	11:30'22.706
4	25.516	37.123	31.500	25.108	1'59.247C	242,2	11:32'21.953
5	24.713	36.865	31.015	24.614	1'57.207	243,3	11:34'19.160
6	24.691	36.514	30.887	25.013	1'57.105	243,3	11:36'16.265
7	24.611	36.414	30.772	26.243	1'58.040C	243,9	11:38'14.305
8	26.788	36.618	30.640	24.559	1'58.605C	230,6	11:40'12.910
9	24.350	36.070	30.704	24.451	1'55.575	243,3	11:42'08.485
10	24.217	35.736	30.314	24.315	1'54.582	246,1	11:44'03.067
11	24.095	35.871	30.287	24.328	1'54.581	245,0	11:45'57.648
12	24.034	35.819	30.894	51.733	2'22.480P	245,6	11:48'20.128
13					7'41.250P		11:56'01.378
14	42.554	36.673	32.644	28.112	2'19.983P	180,3	11:58'21.361
15	24.292	35.716	35.165	26.527	2'01.700C	245,0	12:00'23.061
16	24.085	35.718	30.454	24.285	1'54.542	246,1	12:02'17.603
17	24.075	35.637	30.374	24.149	1'54.235	244,4	12:04'11.838
18	24.068	35.514	30.280	24.362	1'54.224	244,4	12:06'06.062
19	24.142	35.502	30.147	24.721	1'54.512	244,4	12:08'00.574
20	24.040	35.312	30.263	24.156	1'53.771	243,9	12:09'54.345
21	24.005	35.541	30.331	29.908	1'59.785	245,6	12:11'54.130

17° 21 F. FULIGNI [1'54.491]

Lap	Seg1	Seg2	Seg3	Seg4	Lap Time	km/h	Local Time
1							11:26'31.493
2	44.760	38.336	32.380	25.468	2'20.944P	126,9	11:28'52.437
3	24.823	36.477	31.265	24.834	1'57.399	244,4	11:30'49.836
4	25.279	36.103	30.858	24.545	1'56.785C	225,7	11:32'46.621
5	24.395	35.904	30.714	24.304	1'55.317	247,9	11:34'41.938
6	24.306	35.681	30.608	24.249	1'54.844	247,9	11:36'36.782
7	24.227	35.731	30.807	24.652	1'55.417C	246,1	11:38'32.199
8	24.178	36.027	30.350	11'04.546	12'35.101P	246,1	11:51'07.300
9	44.094	36.745	31.093	24.810	2'16.742P	99,1	11:53'24.042
10	24.658	35.817	30.629	24.508	1'55.612	243,9	11:55'19.654
11	24.243	35.641	30.969	24.787	1'55.640	246,7	11:57'15.294
12	24.117	35.626	30.392	24.356	1'54.491	246,1	11:59'09.785
13	24.124	35.511	31.355	4'39.143	6'10.133P	246,7	12:05'19.918
14	43.115	37.315	31.413	24.293	2'16.136P	145,6	12:07'36.054
15	24.020	35.408	30.565	24.474	1'54.467C	246,7	12:09'30.521
16	24.152	35.448	30.414	24.485	1'54.499	247,9	12:11'25.020

18° 27 A. DIAZ [1'54.662]

Lap	Seg1	Seg2	Seg3	Seg4	Lap Time	km/h	Local Time
1			38.786	32.516	26.001	178,5	11:27'10.707
2	25.373	38.132	31.730	25.149	2'00.384	237,3	11:29'11.091
3	25.141	36.859	34.193	25.139	2'01.332	241,6	11:31'12.423
4	25.021	36.728	31.765	24.550	1'58.064	240,5	11:33'10.487
5	24.666	36.369	31.585	24.812	1'57.432	241,1	11:35'07.919
6	24.574	36.327	31.282	24.565	1'56.748	240,0	11:37'04.667
7	24.697	36.391	30.930	24.170	1'56.188	240,0	11:39'00.855
8	24.482	36.014	35.513	40.322	2'16.331P	241,1	11:41'17.186
9	8'03.768	36.496	31.350	24.310	9'35.924P	171,8	11:50'53.110
10	24.509	36.171	31.097	24.370	1'56.147	240,5	11:52'49.257
11	24.588	47.869	31.222	24.338	2'08.017	239,5	11:54'57.274
12	24.557	36.633	30.892	24.358	1'56.440	241,6	11:56'53.714
13	24.444	36.654	31.132	37.352	2'09.582P	242,2	11:59'03.296
14	5'40.673	36.933	31.163	24.385	7'13.154P	175,8	12:06'16.450

15° 14 L. MAHIAS [1'54.031]

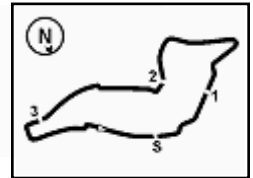
Lap	Seg1	Seg2	Seg3	Seg4	Lap Time	km/h	Local Time
1							11:26'38.245
2	38.955	37.650	32.411	25.955	2'14.971P	179,4	11:28'53.216
3	24.746	36.071	30.889	24.719	1'56.425	237,3	11:30'49.641
4	24.934	35.799	30.887	24.487	1'56.107C	238,4	11:32'45.748
5	24.384	35.696	30.809	24.306	1'55.195	238,9	11:34'40.943
6	24.199	35.681	30.531	24.153	1'54.564	238,9	11:36'35.507
7	24.305	35.676	30.392	24.182	1'54.555	237,8	11:38'30.062
8	25.389	37.670	31.993	8'36.871	10'11.923P	235,2	11:48'41.985
9	36.414	35.906	31.100	24.257	2'07.677P	186,3	11:50'49.662
10	24.390	35.612	30.336	24.132	1'54.470	238,4	11:52'44.132
11	24.246	35.557	30.241	24.116	1'54.160	238,4	11:54'38.292

14/07/2023 P = Pits In/Dut - C = Lap Time Cancelled

These data/results cannot be reproduced, stored and/or transmitted in whole or in part by any manner of electronic, mechanical, photocopying, recording, broadcasting or otherwise now known or herein after developed without the previous express consent by the copyright owner, except for reproduction in daily press and regular printed publications on sale to the public within 60 days of the event related to those data/results and always provided that copyright symbol appears together as follows below.

© DORNA WSBK ORGANIZATION Srl 2023





Imola Circuit 4.936 m

4 / 5

Prometeon Italian Round, 14-16 July 2023
Chronological Analysis Free Practice 1st Session

15	24.276	35.806	30.869	24.337	1'55.288	241,1	12:08'11.738
16	24.132	35.593	30.713	24.224	1'54.662	243,9	12:10'06.400

18	24.499	36.177	31.071	24.707	1'56.454	247,9	12:03'11.193
19	30.732	42.129	31.678	1'55.201	3'39.740P	226,6	12:06'50.933
20	39.949	36.722	31.055	24.818	2'12.544P	137,5	12:09'03.477
21	24.285	35.984	30.912	24.510	1'55.691	242,2	12:10'59.168

19° 29 N. SPINELLI [1'54.973]

Lap	Seg1	Seg2	Seg3	Seg4	Lap Time	km/h	Local Time
1							11:26'00.809
2	38.918	37.117	31.698	24.948	2'12.681P	180,9	11:28'13.490
3	25.212	36.446	31.082	24.679	1'57.419	241,1	11:30'10.909
4	24.573	36.053	30.692	24.676	1'55.994C	237,3	11:32'06.903
5	24.548	35.755	30.571	24.589	1'55.463	241,6	11:34'02.366
6	24.438	35.742	30.601	24.339	1'55.120	240,5	11:35'57.486
7	25.910	39.730	35.101	24.458	2'05.199C	240,0	11:38'02.685
8	24.461	35.690	30.432	24.390	1'54.973	242,8	11:39'57.658
9	25.090	36.887	32.668	13'20.734	14'55.379P	238,9	11:54'53.037
10	41.028	36.918	34.930	24.787	2'17.663P	163,1	11:57'10.700
11	24.562	35.734	30.563	24.586	1'55.445	235,2	11:59'06.145
12	24.298	35.641	30.701	24.553	1'55.193	236,8	12:01'01.338
13	24.386	36.994	31.688	26.147	1'59.215	238,9	12:03'00.553
14	24.346	35.920	31.455	3'05.472	4'37.193P	238,4	12:07'37.746
15	41.473	37.768	32.250	27.575	2'19.066P	173,8	12:09'56.812
16	24.236	35.798	30.527	24.710	1'55.271	238,4	12:11'52.083

22° 69 T. BOOTH-AMOS [1'55.064]

Lap	Seg1	Seg2	Seg3	Seg4	Lap Time	km/h	Local Time
1							11:25'19.673
2	44.018	39.543	32.822	25.292	2'21.675P	186,3	11:27'41.348
3	26.370	38.574	31.734	26.282	2'02.960	234,2	11:29'44.308
4	25.617	37.551	31.841	25.430	2'00.439C	237,8	11:31'44.747
5	25.269	37.102	31.051	25.446	1'58.868	240,5	11:33'43.615
6	24.991	36.787	31.543	4'24.891	5'58.212P	240,0	11:39'41.827
7	41.162	38.112	35.509	25.140	2'19.923P	118,8	11:42'01.750
8	24.885	36.814	31.107	24.763	1'57.569	240,0	11:43'59.319
9	24.737	36.581	30.823	24.640	1'56.781	240,5	11:45'56.100
10	24.573	36.356	30.958	5'41.728	7'13.615P	242,8	11:53'09.715
11	40.982	38.609	31.132	24.836	2'15.559P	160,4	11:55'25.274
12	24.598	36.251	30.829	24.493	1'56.171	242,8	11:57'21.445
13	24.469	36.160	30.877	24.509	1'56.015	242,2	11:59'17.460
14	24.365	35.857	30.835	24.283	1'55.340	242,2	12:01'12.800
15	24.263	35.911	30.622	24.466	1'55.262	243,3	12:03'08.062
16	24.338	35.751	30.707	24.268	1'55.064	243,3	12:05'03.126
17	24.367	35.731	30.559	24.468	1'55.125	242,8	12:06'58.251
18	29.992	40.193	30.848	25.092	2'06.125	222,4	12:09'04.376
19	24.280	35.856	30.531	24.426	1'55.093	244,4	12:10'59.469

20° 17 J. MCPHEE [1'55.022]

Lap	Seg1	Seg2	Seg3	Seg4	Lap Time	km/h	Local Time
1							11:24'53.396
2	40.846	39.188	33.387	26.734	2'20.155P	191,7	11:27'13.551
3	25.452	37.553	31.998	25.489	2'00.492	239,5	11:29'14.043
4	25.044	37.397	31.630	25.459	1'59.530	241,1	11:31'13.573
5	25.279	37.773	35.562	25.026	2'03.640	243,9	11:33'17.213
6	24.742	36.615	31.235	25.103	1'57.695	244,4	11:35'14.908
7	24.606	36.754	31.218	25.062	1'57.640	244,4	11:37'12.548
8	24.655	36.575	31.267	24.921	1'57.418	242,2	11:39'09.966
9	24.543	36.506	31.151	24.854	1'57.054	241,6	11:41'07.020
10	24.495	36.605	31.010	26.005	1'58.115	241,6	11:43'05.135
11	25.699	37.938	32.125	6'21.563	7'57.325P	235,7	11:51'02.460
12	43.901	37.191	35.017	26.289	2'22.398P	122,8	11:53'24.858
13	24.502	36.147	30.927	24.833	1'56.409	245,6	11:55'21.267
14	24.401	36.115	30.883	24.796	1'56.195	245,6	11:57'17.462
15	24.943	38.319	34.673	4'14.652	5'52.587P	245,6	12:03'10.049
16	37.357	38.807	35.475	24.648	2'16.287P	190,7	12:05'26.336
17	24.270	35.739	30.405	24.608	1'55.022	242,8	12:07'21.358
18	24.472	39.872	32.530	26.333	2'03.207	243,3	12:09'24.565
19	24.126	35.728	30.547	24.694	1'55.095	246,7	12:11'19.660

23° 51 A. SARMOON [1'55.387]

Lap	Seg1	Seg2	Seg3	Seg4	Lap Time	km/h	Local Time
1							11:24'55.020
2	40.395	44.639	32.108	27.241	2'24.383P	188,7	11:27'19.403
3	25.601	37.536	31.773	25.401	2'00.311	233,1	11:29'19.714
4	25.309	36.903	31.240	25.359	1'58.811	232,6	11:31'18.525
5	24.985	36.718	34.635	24.921	2'01.259	239,5	11:33'19.784
6	24.967	36.937	30.962	24.860	1'57.726	242,2	11:35'17.510
7	24.726	37.205	30.952	24.687	1'57.570	242,8	11:37'15.080
8	24.892	36.614	31.205	24.692	1'57.403	241,6	11:39'12.483
9	24.557	36.617	30.947	24.538	1'56.659	241,6	11:41'09.142
10	24.675	36.515	30.811	28.659	2'00.660	241,6	11:43'09.802
11	26.026	36.795	31.089	24.787	1'58.697	225,7	11:45'08.499
12	24.711	36.579	30.908	24.794	1'56.992	240,0	11:47'05.491
13	25.282	37.214	31.284	10'30.374	12'04.154P	238,9	11:59'09.645
14	41.126	37.649	31.590	29.430	2'19.795P	127,8	12:01'29.440
15	24.601	36.109	30.745	24.686	1'56.141	239,5	12:03'25.581
16	24.686	36.717	30.802	23.776	1'55.981C	242,8	12:05'21.562
17	25.832	36.673	33.093	25.492	2'01.090C	234,2	12:07'22.652
18	24.278	35.831	30.814	24.464	1'55.387	242,2	12:09'18.039
19	36.943	37.341	31.059	25.155	2'10.498	240,0	12:11'28.537

21° 16 Y. OKAYA [1'55.036]

Lap	Seg1	Seg2	Seg3	Seg4	Lap Time	km/h	Local Time
1							11:25'12.416
2	41.422	40.409	33.301	25.594	2'20.726P	164,9	11:27'33.142
3	25.647	37.496	31.877	25.188	2'00.208	225,2	11:29'33.350
4	25.117	37.049	31.334	25.831	1'59.331	241,1	11:31'32.681
5	25.103	37.031	31.883	25.068	1'59.085	241,6	11:33'31.766
6	24.991	36.951	31.348	24.898	1'58.188	241,1	11:35'29.954
7	24.930	36.646	31.086	24.992	1'57.654	242,8	11:37'27.608
8	24.612	36.745	30.925	24.632	1'56.914	242,2	11:39'24.522
9	24.665	36.664	33.569	24.757	1'59.655	241,6	11:41'24.177
10	24.886	37.236	31.278	24.851	1'58.251	240,0	11:43'22.428
11	24.588	36.432	31.021	24.753	1'56.794	242,2	11:45'19.222
12	25.885	38.309	34.085	4'17.755	5'56.034P	238,9	11:51'15.256
13	39.220	36.916	31.806	24.672	2'12.614P	169,3	11:53'27.870
14	24.479	36.137	30.861	24.398	1'55.875	244,4	11:55'23.745
15	24.354	35.934	30.613	24.135	1'55.036	245,6	11:57'18.781
16	24.407	38.692	31.444	24.656	1'59.199	245,6	11:59'17.980
17	24.435	36.857	30.975	24.492	1'56.759	240,0	12:01'14.739

24° 24 A. WONGTHANANON [1'56.444]

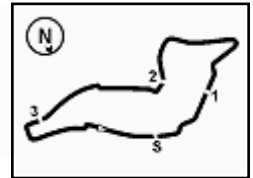
Lap	Seg1	Seg2	Seg3	Seg4	Lap Time	km/h	Local Time
1							11:24'54.724
2	40.983	49.925	32.665	23.986	2'27.559CP	188,0	11:27'22.283
3	27.078	37.597	31.705	25.470	2'01.850C	213,4	11:29'24.133
4	25.783	37.370	31.445	25.654	2'00.252	230,6	11:31'24.385
5	25.132	37.001	31.385	25.607	1'59.125	226,6	11:33'23.510
6	24.970	37.086	32.528	27.576	2'02.160	242,2	11:35'25.670
7	24.678	36.554	35.127	26.747	2'03.106	240,5	11:37'28.776
8	24.898	36.603	31.034	24.889	1'57.424	238,9	11:39'26.200
9	24.709	36.242	30.858	24.635	1'56.444	241,1	11:41'22.644
10	27.448	40.877	34.940	15'55.918	17'39.183P	240,5	11:59'01.827
11	47.580	40.283	31.785	27.701	2'27.349CP	170,2	12:01'29.176
12	26.223	36.172	34.888	24.872	2'02.155C	231,1	12:03'31.331

14/07/2023 P = Pits In/Out - C = Lap Time Cancelled

These data/results cannot be reproduced, stored and/or transmitted in whole or in part by any manner of electronic, mechanical, photocopying, recording, broadcasting or otherwise now known or herein after developed without the previous express consent by the copyright owner, except for reproduction in daily press and regular printed publications on sale to the public within 60 days of the event related to those data/results and always provided that copyright symbol appears together as follows below.

© DORNA WSBK ORGANIZATION Srl 2023





13 25.019 37.299 31.144 23.135 1'56.597C 233,6 12:05'27.928
14 25.123 39.330 40.085 24.608 2'09.146C 238,9 12:07'37.074

2 39.265 38.961 33.385 23.254 2'14.865CP 191,4 11:27'20.260
3 26.390 37.702 32.264 25.383 2'01.739C 227,1 11:29'21.999
4 26.117 37.638 31.347 22.240 1'57.342C 232,1 11:31'19.341
5 26.524 36.773 31.352 25.685 2'00.334C 205,9 11:33'19.675
6 25.455 37.093 31.333 25.172 1'59.053 234,7 11:35'18.728
7 25.299 36.773 31.022 25.445 1'58.539 240,5 11:37'17.267
8 25.372 50.171 31.950 7'53.750 9'41.243P 237,8 11:46'58.510
9 38.506 37.837 31.756 25.028 2'13.127P 180,6 11:49'11.637
10 26.623 37.156 31.597 **25.001** 2'00.377 241,1 11:51'12.014
11 25.102 36.917 31.046 24.323 1'57.388C 241,1 11:53'09.402
12 28.399 37.664 31.921 4'11.304 5'49.288CP 209,2 11:57'38.690
13 42.618 39.604 33.879 23.176 2'19.277CP 149,7 12:01'17.967
14 28.799 36.584 31.128 24.956 2'01.467C 216,0 12:03'19.434
15 24.970 36.723 **30.953** 25.237 **1'57.883** **243,9** 12:05'17.317
16 **24.761** **36.611** 31.446 24.512 1'57.330C 241,1 12:07'14.647
17 27.757 36.919 31.776 24.224 2'00.676C 221,0 12:09'15.323
18 28.786 37.422 31.803 25.233 2'03.244 194,6 12:11'18.567

25° 73 M. KOFLER [1'56.562]

Lap	Seg1	Seg2	Seg3	Seg4	Lap Time	km/h	Local Time
1							11:24'58.011
2	41.970	39.320	32.691	26.547	2'20.528P	185,4	11:27'18.539
3	24.906	37.771	32.014	25.905	2'00.596	243,9	11:29'19.135
4	24.788	37.172	31.543	25.620	1'59.123	245,0	11:31'18.258
5	24.732	36.589	31.310	25.295	1'57.926	244,4	11:33'16.184
6	24.658	36.465	31.147	25.156	1'57.426	245,0	11:35'13.610
7	24.570	38.365	31.482	10'24.986	11'59.403P	245,6	11:47'13.013
8	39.572	37.184	31.244	25.317	2'13.317P	179,7	11:49'26.330
9	24.933	36.539	31.037	25.091	1'57.600	241,6	11:51'23.930
10	24.656	36.414	30.954	25.453	1'57.477	244,4	11:53'21.407
11	24.674	36.592	32.378	25.601	1'59.245	244,4	11:55'20.652
12	24.593	36.160	30.706	25.103	1'56.562	246,1	11:57'17.214
13	24.427	36.305	30.996	25.001	1'56.729	245,0	11:59'13.943
14	24.569	38.218	32.565	25.021	2'00.373	244,4	12:01'14.316
15	24.389	39.347	33.597	3'20.039	4'57.372P	246,1	12:06'11.688
16	42.300	38.102	32.831	25.289	2'18.522P	141,3	12:08'30.210
17	24.523	36.375	30.947	25.007	1'56.852	244,4	12:10'27.062

26° 68 L. POWER [1'56.970]

Lap	Seg1	Seg2	Seg3	Seg4	Lap Time	km/h	Local Time
1							11:25'21.008
2	39.091	38.635	32.238	47.778	2'37.742P	186,3	11:27'58.750
3	25.628	37.186	32.215	25.393	2'00.422	236,3	11:29'59.172
4	25.650	36.796	31.786	26.564	2'00.796C	237,8	11:31'59.968
5	25.751	36.764	31.257	5'39.191	7'12.963P	232,6	11:39'12.931
6	39.619	36.938	31.567	25.302	2'13.426P	131,5	11:41'26.357
7	25.047	37.103	31.470	25.194	1'58.814	239,5	11:43'25.171
8	25.166	36.528	31.576	24.994	1'58.264	236,3	11:45'23.435
9	24.763	36.457	31.436	24.890	1'57.546	239,5	11:47'20.981
10	24.985	37.529	31.927	6'21.789	7'56.230P	239,5	11:55'17.211
11	37.686	37.527	31.053	24.874	2'11.140P	186,3	11:57'28.351
12	24.595	36.525	30.906	25.503	1'57.529C	242,2	11:59'25.880
13	29.141	36.458	31.150	25.072	2'01.821C	213,8	12:01'27.701
14	24.787	36.292	31.091	24.996	1'57.166	240,0	12:03'24.867
15	25.147	38.247	31.396	27.262	2'02.052	238,4	12:05'26.919
16	24.610	36.428	30.960	24.972	1'56.970	243,9	12:07'23.889
17	24.386	36.095	31.097	24.940	1'56.518C	243,9	12:09'20.407
18	27.985	36.721	30.900	24.869	2'00.475C	216,0	12:11'20.882

27° 95 T. MACKENZIE [1'57.613]

Lap	Seg1	Seg2	Seg3	Seg4	Lap Time	km/h	Local Time
1							11:25'16.018
2	41.118	40.041	32.537	5'18.081	7'11.777P	179,7	11:32'27.795
3	44.095	38.971	43.307	25.095	2'31.468P	172,7	11:34'59.263
4	25.112	36.850	32.898	25.252	2'00.112	235,2	11:36'59.375
5	25.562	37.070	31.611	24.920	1'59.163	237,3	11:38'58.538
6	25.034	40.095	32.155	5'08.165	6'45.449P	234,2	11:45'43.987
7	42.308	37.880	31.719	25.840	2'17.747CP	168,5	11:48'01.734
8	29.417	37.493	31.628	25.066	2'03.604C	219,6	11:50'05.338
9	24.859	37.334	31.408	24.992	1'58.593	238,9	11:52'03.931
10	24.807	37.227	31.331	24.904	1'58.269	236,8	11:54'02.200
11	24.875	36.816	31.116	25.002	1'57.809	234,7	11:56'00.009
12	24.753	36.746	31.125	24.989	1'57.613	236,8	11:57'57.622

28° 4 H. TRUELOVE [1'57.883]

Lap	Seg1	Seg2	Seg3	Seg4	Lap Time	km/h	Local Time
1							11:25'05.395

29° 98 M. ABE [1'57.946]

Lap	Seg1	Seg2	Seg3	Seg4	Lap Time	km/h	Local Time
1							11:26'05.410
2	41.866	41.717	32.671	25.528	2'21.782P	177,0	11:28'27.192
3	26.158	39.100	32.452	25.832	2'03.542	216,4	11:30'30.734
4	26.077	38.439	31.746	25.189	2'01.451C	228,6	11:32'32.185
5	25.582	38.026	32.420	27.339	2'03.367C	229,6	11:34'35.552
6	32.186	37.656	32.068	25.979	2'07.889C	159,4	11:36'43.441
7	25.755	37.681	31.686	25.189	2'00.311	224,7	11:38'43.752
8	25.241	38.033	31.595	8'39.327	10'14.196P	234,7	11:48'57.948
9	45.516	37.815	31.771	25.385	2'20.487P	165,6	11:51'18.435
10	25.122	37.575	31.708	25.056	1'59.461	237,8	11:53'17.896
11	24.924	37.160	31.353	25.317	1'58.754	238,9	11:55'16.650
12	24.963	37.217	31.232	7'05.758	8'39.170P	238,4	12:03'55.820
13	43.862	37.514	31.529	24.833	2'17.738P	165,1	12:06'13.558
14	24.727	37.801	31.173	24.887	1'58.588	238,4	12:08'12.146
15	25.103	36.727	31.380	24.736	1'57.946	239,5	12:10'10.092

30° 71 T. EDWARDS [1'58.417]

Lap	Seg1	Seg2	Seg3	Seg4	Lap Time	km/h	Local Time
1							11:25'04.578
2	40.624	38.704	33.400	25.774	2'18.502P	176,4	11:27'23.080
3	25.211	36.604	31.425	25.177	1'58.417	227,6	11:29'21.497

31° 7 A. NORRODIN [1'58.781]

Lap	Seg1	Seg2	Seg3	Seg4	Lap Time	km/h	Local Time
1							11:25'05.695
2	39.994	39.511	33.180	24.784	2'17.469CP	179,7	11:27'23.164
3	26.921	37.384	31.870	25.262	2'01.437C	228,1	11:29'24.601
4	25.104	37.452	31.661	25.444	1'59.661	243,3	11:31'24.262
5	24.911	37.029	31.595	25.342	1'58.877	241,6	11:33'23.139
6	24.966	37.193	31.452	25.170	1'58.781	239,5	11:35'21.920

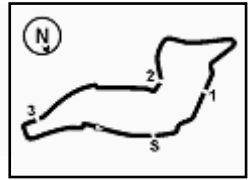
32° 32 D. BAYLISS [1'59.541]

Lap	Seg1	Seg2	Seg3	Seg4	Lap Time	km/h	Local Time
1							11:25'00.193
2	42.408	40.192	33.530	26.437	2'22.567P	183,4	11:27'22.760
3	25.365	37.963	32.331	25.534	2'01.193	240,0	11:29'23.953
4	25.666	36.882	31.930	25.063	1'59.541	238,4	11:31'23.494
5	24.997	39.615	34.003	12'42.858	14'21.473P	244,4	11:45'44.967
6	40.924	38.907	32.250	25.165	2'17.246CP	172,7	11:48'02.213
7	28.339	36.919	31.738	25.096	2'02.092C	223,3	11:50'04.305

14/07/2023 P = Pits In/Out - C = Lap Time Cancelled

These data/results cannot be reproduced, stored and/or transmitted in whole or in part by any manner of electronic, mechanical, photocopying, recording, broadcasting or otherwise now known or herein after developed without the previous express consent by the copyright owner, except for reproduction in daily press and regular printed publications on sale to the public within 60 days of the event related to those data/results and always provided that copyright symbol appears together as follows below.

© DORNA WSBK ORGANIZATION Srl 2023



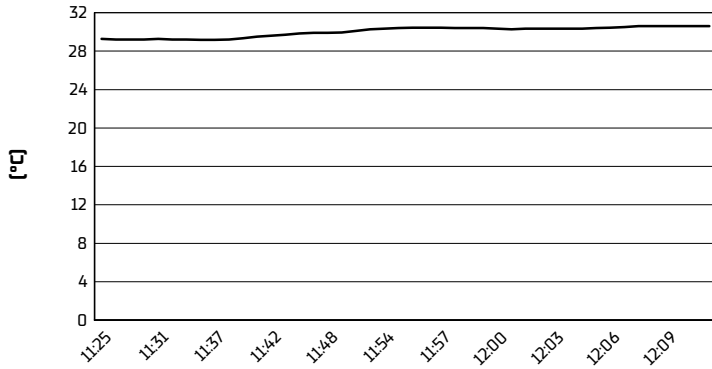
Imola Circuit 4.936 m

Prometeon Italian Round, 14-16 July 2023

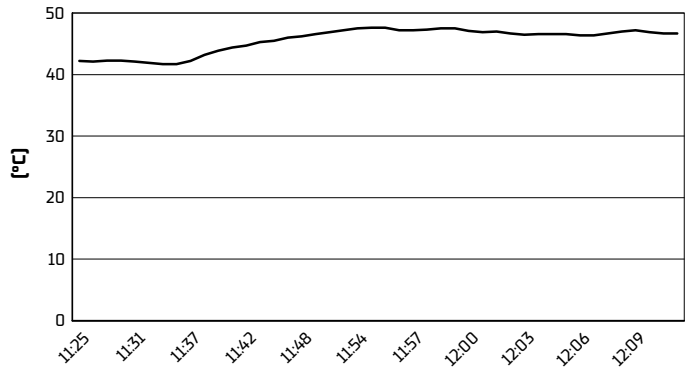
Weather Report Free Practice 1st Session

Session started 11:25 - Session ended 12:12


Air Temperature



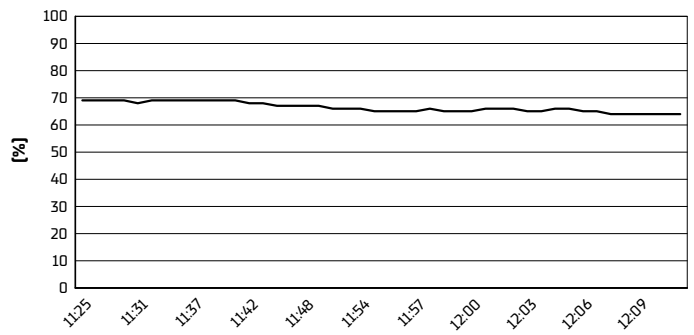
Track Temperature



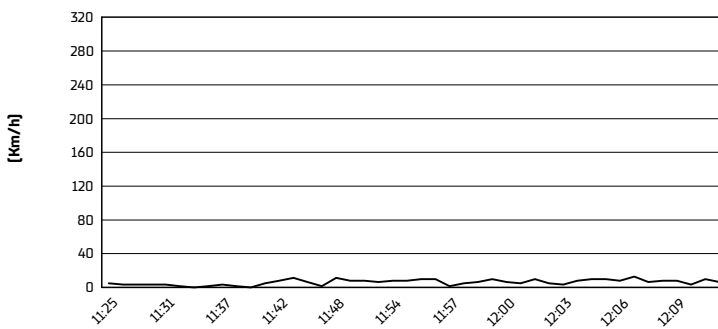
Air Pressure



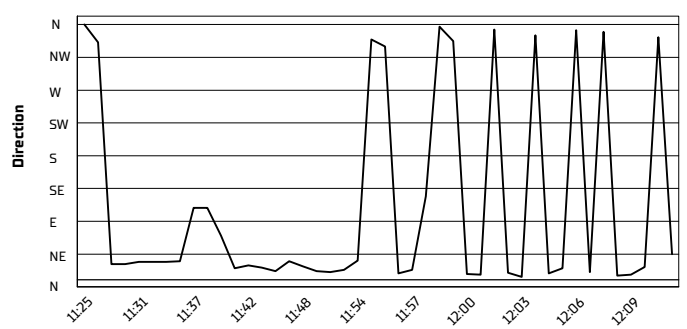
Humidity



Wind Speed



Wind Direction



14/07/2023

These data/results cannot be reproduced, stored and/or transmitted in whole or in part by any manner of electronic, mechanical, photocopying, recording, broadcasting or otherwise now known or herein after developed without the previous express consent by the copyright owner, except for reproduction in daily press and regular printed publications on sale to the public within 60 days of the event related to those data/results and always provided that copyright symbol appears together as follows below.

© DORNA WSBK ORGANIZATION Srl 2023