

## Prometeon Italian Round, 14-16 July 2023

### Results Free Practice 2nd Session

No.	Rider	Nat	Team	Bike	Class	Time	Gap	Rel.	Laps	Speed	
										Avg	Max
1	64 F. CARICASULO	ITA	Althea Racing Team	Ducati Panigale V2		1'51.257			20	159,717	251,4
2	62 S. MANZI	ITA	Ten Kate Racing Yamaha	Yamaha YZF R6		1'52.002	0.745	0.745	21	158,654	250,8
3	54 B. SOFUOGLU	TUR	MV Agusta Reparto Corse	MV Agusta F3 800 RR		1'52.017	0.760	0.015	21	158,633	251,4
4	11 N. BULEGA	ITA	Aruba.it Racing WorldSSP Team	Ducati Panigale V2		1'52.044	0.787	0.027	16	158,595	253,2
5	94 V. DEBISE	FRA	GMT94 Yamaha	Yamaha YZF R6		1'52.332	1.075	0.288	23	158,188	249,6
6	3 R. DE ROSA	ITA	Orelac Racing Verdunatura	Ducati Panigale V2		1'52.339	1.082	0.007	21	158,178	250,8
7	99 A. HUERTAS	ESP	MTM Kawasaki	Kawasaki ZX-6R		1'52.438	1.181	0.099	15	158,039	249,6
8	13 L. OTTAVIANI	ITA	Extreme Racing Service	MV Agusta F3 800 RR		1'52.505	1.248	0.067	16	157,945	252,0
9	55 Y. MONTELLA	ITA	Barni Spark Racing Team	Ducati Panigale V2		1'52.523	1.266	0.018	10	157,920	247,9
10	66 N. TUULI	FIN	PTR Triumph	Triumph Street Triple RS 765		1'52.544	1.287	0.021	17	157,890	249,6
11	23 M. SCHROETTER	GER	MV Agusta Reparto Corse	MV Agusta F3 800 RR		1'52.651	1.394	0.107	20	157,740	249,0
12	9 J. NAVARRO	ESP	Ten Kate Racing Yamaha	Yamaha YZF R6		1'52.842	1.585	0.191	20	157,473	247,3
13	6 E. PUSCEDDU	ITA	J.Angel by Edafos	Yamaha YZF R6		1'53.073	1.816	0.231	16	157,152	246,1
14	21 F. FULIGNI	ITA	Evan Bros. WorldSSP Yamaha Team	Yamaha YZF R6		1'53.187	1.930	0.114	20	156,993	250,2
15	27 A. DIAZ	ESP	Arco Yart Yamaha WorldSSP	Yamaha YZF R6	*	1'53.307	2.050	0.120	19	156,827	246,1
16	28 G. VAN STRAALLEN	NED	EAB Racing Team	Yamaha YZF R6		1'53.324	2.067	0.017	12	156,804	247,3
17	25 A. VERDOIA	FRA	Yamaha Thailand Racing Team	Yamaha YZF R6		1'53.385	2.128	0.061	17	156,719	245,6
18	69 T. BOOTH-AMOS	GBR	Motozoo ME AIR Racing	Kawasaki ZX-6R	*	1'53.477	2.220	0.092	17	156,592	246,1
19	29 N. SPINELLI	ITA	VFT Racing WEBIKE Yamaha	Yamaha YZF R6		1'53.516	2.259	0.039	19	156,538	243,9
20	14 L. MAHIAS	FRA	Kawasaki Puccetti Racing	Kawasaki ZX-6R		1'53.580	2.323	0.064	16	156,450	243,3
21	22 F. FULIGNI	ITA	Orelac Racing Verdunatura	Ducati Panigale V2	*	1'53.817	2.560	0.237	20	156,124	249,0
22	73 M. KOFLER	AUT	D34G Racing	Ducati Panigale V2	*	1'53.894	2.637	0.077	20	156,019	250,2
23	17 J. MCPHEE	GBR	Vince64 by Puccetti Racing	Kawasaki ZX-6R		1'54.818	3.561	0.924	16	154,763	246,7
24	95 T. MACKENZIE	GBR	PETRONAS MIE Racing Honda Team	Honda CBR600RR		1'54.989	3.732	0.171	16	154,533	241,1
25	68 L. POWER	AUS	Motozoo ME AIR Racing	Kawasaki ZX-6R	*	1'55.121	3.864	0.132	18	154,356	245,6
26	51 A. SARMOON	THA	Yamaha Thailand Racing Team	Yamaha YZF R6		1'55.611	4.354	0.490	16	153,702	249,0
27	16 Y. OKAYA	JPN	ProDina Kawasaki Racing	Kawasaki ZX-6R	*	1'55.762	4.505	0.151	20	153,501	247,3
28	7 A. NORRODIN	MAS	PETRONAS MIE Racing Honda Team	Honda CBR600RR		1'56.057	4.800	0.295	18	153,111	243,3
29	71 T. EDWARDS	AUS	Yart-Yamaha WorldSSP Team	Yamaha YZF R6	*	1'56.088	4.831	0.031	13	153,070	247,9
30	98 M. ABE	JPN	VFT Racing WEBIKE Yamaha	Yamaha YZF R6	*	1'56.612	5.355	0.524	18	152,382	241,6
----- Out 105% in this Session -----											
31	4 H. TRUELOVE	GBR	PTR Triumph	Triumph Street Triple RS 765		1'57.002	5.745	0.390	16	151,874	247,9
32	24 A. WONGTHANANON	THA	Yamaha Thailand Racing Team	Yamaha YZF R6					0		
33	32 O. BAYLISS	AUS	D34G Racing	Ducati Panigale V2					0		

Qualifying Lap Time (105% of 1'51.257): 1'56.820

\* WorldSSP Challenge

N.24 [Wongthananon A.] has been declared unfit after FP1, substituted by N.25 [Verdoia A.]

N.32 [Bayliss O.] has been declared unfit after FP1

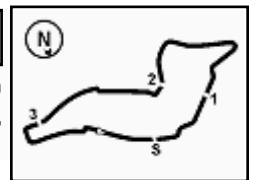
AIR	Humidity:	54%	Temp:	32°C
TRACK	Condition:	Dry	Temp:	51°C

Records	Pole	(SP)	2019 R.Krummenacher	1'50.239	161,190	Km/h
	Race	(RC)	2015 J.Cluzel	1'51.101	159,940	Km/h
	All Times	(SP)	2019 R.Krummenacher	1'50.239	161,190	Km/h

Start 14/07/2023 16:15 End 17:14 The results are provisional until the end of the time limit for protests and appeals and the completion of the technical checks.

These data/results cannot be reproduced, stored and/or transmitted in whole or in part by any manner of electronic, mechanical, photocopying, recording, broadcasting or otherwise now known or herein after developed without the previous express consent by the copyright owner, except for reproduction in daily press and regular printed publications on sale to the public within 60 days of the event related to those data/results and always provided that copyright symbol appears together as follows below.

© DORNA WSBK ORGANIZATION Srl 2023

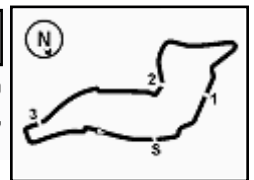

**Prometeon Italian Round, 14–16 July 2023**  
**Results Free Practice 2nd Session**
**Session Highlights**

Local Time	No. Rider	Description
16.15.00		Start
16.15.05		WorldSSP Pit Intervention Time: 1min 19secs
16.18.16	<b>11</b> N. BULEGA	Current and Following Lap Cancelled - Exceeded Track Limits - Turn 21
16.18.16	<b>98</b> M. ABE	On the Gravel - Re-Joined - Turn 3
16.18.57	<b>55</b> Y. MONTELLA	Crashed - Turn 22
16.19.08	<b>7</b> A. NORRODIN	Current and Following Lap Cancelled - Exceeded Track Limits - Turn 21
16.19.09	<b>29</b> N. SPINELLI	Current and Following Lap Cancelled - Exceeded Track Limits - Turn 21
16.19.10	<b>4</b> H. TRUELOVE	Current and Following Lap Cancelled - Exceeded Track Limits - Turn 21
16.19.13	<b>9</b> J. NAVARRO	Current and Following Lap Cancelled - Exceeded Track Limits - Turn 21
16.19.18	<b>51</b> A. SARMOON	Crashed - Turn 22
16.19.33	<b>51</b> A. SARMOON	Re-joined
16.20.07	<b>55</b> Y. MONTELLA	Re-joined
16.20.39		RED FLAG
16.25.00	<b>14</b> L. MAHIAS	Lap Cancelled [2'14.100] - Exceeded Track Limits - Turn 21-22
16.26.00		Session Restart
16.30.03	<b>68</b> L. POWER	Current and Following Lap Cancelled - Exceeded Track Limits - Turn 21
16.30.34	<b>28</b> G. VAN STRAALEN	Crashed - Turn 2
16.31.45	<b>14</b> L. MAHIAS	On Asphalt - Re-Joined - Turn 13
16.32.35	<b>11</b> N. BULEGA	Crashed - Turn 7
16.32.44	<b>9</b> J. NAVARRO	Current and Following Lap Cancelled - Exceeded Track Limits - Turn 21
16.33.07	<b>11</b> N. BULEGA	Re-joined
16.34.12	<b>94</b> V. DEBISE	Lap Cancelled [1'54.313] - Yellow Flag - Turn 2-3
16.34.17	<b>68</b> L. POWER	Lap Cancelled [1'57.646] - Yellow Flag - Turn 2-3
16.34.22	<b>27</b> A. DIAZ	Lap Cancelled [1'54.293] - Yellow Flag - Turn 2-3
16.34.27	<b>64</b> F. CARICASULO	Lap Cancelled [1'54.975] - Yellow Flag - Turn 2-3
16.34.32	<b>71</b> T. EDWARDS	Lap Cancelled [1'57.829] - Yellow Flag - Turn 2-3
16.34.42	<b>14</b> L. MAHIAS	Lap Cancelled [2'02.372] - Yellow Flag - Turn 2-3
16.34.47	<b>17</b> J. MCPHEE	Lap Cancelled [2'02.866] - Yellow Flag - Turn 2-3
16.34.57	<b>99</b> A. HUERTAS	Lap Cancelled [1'54.053] - Yellow Flag - Turn 2-3
16.35.02	<b>13</b> L. OTTAVIANI	Lap Cancelled [1'54.252] - Yellow Flag - Turn 2-3
16.35.07	<b>98</b> M. ABE	Lap Cancelled [1'59.159] - Yellow Flag - Turn 2-3
16.35.12	<b>29</b> N. SPINELLI	Lap Cancelled [1'57.819] - Yellow Flag - Turn 2-3
16.35.17	<b>3</b> R. DE ROSA	Lap Cancelled [1'54.814] - Yellow Flag - Turn 2-3
16.35.22	<b>16</b> Y. OKAYA	Lap Cancelled [1'55.916] - Yellow Flag - Turn 2-3
16.35.27	<b>4</b> H. TRUELOVE	Lap Cancelled [2'07.565] - Yellow Flag - Turn 2-3
16.35.32	<b>54</b> B. SOFUOGLU	Lap Cancelled [1'54.983] - Yellow Flag - Turn 2-3
16.35.35	<b>95</b> T. MACKENZIE	Current and Following Lap Cancelled - Exceeded Track Limits - Turn 21
16.35.37	<b>6</b> E. PUSCEDDU	Lap Cancelled [1'55.239] - Yellow Flag - Turn 2-3
16.35.42	<b>25</b> A. VERDOIA	Lap Cancelled [1'58.932] - Yellow Flag - Turn 2-3
16.35.52	<b>54</b> B. SOFUOGLU	Lap Cancelled [1'54.983] - Yellow Flag - Turn 2-3
16.35.57	<b>7</b> A. NORRODIN	Lap Cancelled [1'59.119] - Yellow Flag - Turn 2-3
16.36.02	<b>9</b> J. NAVARRO	Lap Cancelled [1'52.026] - Yellow Flag - Turn 2-3
16.36.07	<b>22</b> F. FULIGNI	Lap Cancelled [1'54.646] - Yellow Flag - Turn 2-3
16.36.12	<b>21</b> F. FULIGNI	Lap Cancelled [1'54.141] - Yellow Flag - Turn 2-3
16.36.17	<b>69</b> T. BOOTH-AMOS	Lap Cancelled [1'57.058] - Yellow Flag - Turn 2-3
16.36.22	<b>62</b> S. MANZI	Lap Cancelled [1'52.518] - Yellow Flag - Turn 2-3
16.36.27	<b>66</b> N. TUULI	Lap Cancelled [1'52.847] - Yellow Flag - Turn 2-3
16.36.32	<b>55</b> Y. MONTELLA	Lap Cancelled [9'28.490] - Yellow Flag - Turn 2-3
16.36.35	<b>25</b> A. VERDOIA	Current and Following Lap Cancelled - Exceeded Track Limits - Turn 21
16.36.44	<b>94</b> V. DEBISE	Lap Cancelled [1'53.343] - Yellow Flag - Turn 7
16.36.49	<b>27</b> A. DIAZ	Lap Cancelled [1'54.273] - Yellow Flag - Turn 7
16.36.55	<b>68</b> L. POWER	Lap Cancelled [1'56.086] - Yellow Flag - Turn 7
16.36.55	<b>51</b> A. SARMOON	On the Gravel - Re-Joined - Turn 2
16.36.59	<b>64</b> F. CARICASULO	Lap Cancelled [1'52.967] - Yellow Flag - Turn 7
16.37.04	<b>71</b> T. EDWARDS	Lap Cancelled [1'56.644] - Yellow Flag - Turn 7
16.37.09	<b>14</b> L. MAHIAS	Lap Cancelled [1'54.044] - Yellow Flag - Turn 7

Start	End	The results are provisional until the end of the time limit for protests and appeals and the completion of the technical checks.
14/07/2023 16:15	17:14	

These data/results cannot be reproduced, stored and/or transmitted in whole or in part by any manner of electronic, mechanical, photocopying, recording, broadcasting or otherwise now known or herein after developed without the previous express consent by the copyright owner, except for reproduction in daily press and regular printed publications on sale to the public within 60 days of the event related to those data/results and always provided that copyright symbol appears together as follows below.

© DORNA WSBK ORGANIZATION Srl 2023



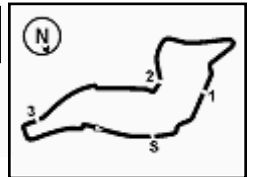
**Prometeon Italian Round, 14-16 July 2023**  
**Results Free Practice 2nd Session**

16.37.14	<b>17 J. MCPHEE</b>	Lap Cancelled [1'55.666] - Yellow Flag - Turn 7
16.37.24	<b>13 L. OTTAVIANI</b>	Lap Cancelled [1'52.981] - Yellow Flag - Turn 7
16.37.29	<b>29 N. SPINELLI</b>	Lap Cancelled [1'55.949] - Yellow Flag - Turn 7
16.37.34	<b>3 R. DE ROSA</b>	Lap Cancelled [1'53.639] - Yellow Flag - Turn 7
16.37.39	<b>98 M. ABE</b>	Lap Cancelled [1'57.480] - Yellow Flag - Turn 7
16.37.53	<b>62 S. MANZI</b>	Lap Cancelled [1'52.349] - Exceeded Track Limits - Turn 21-22
16.43.45	<b>64 F. CARICASULO</b>	Lap Cancelled [1'52.123] - Exceeded Track Limits - Turn 22
16.45.03	<b>71 T. EDWARDS</b>	Crashed - Turn 7
16.45.15	<b>71 T. EDWARDS</b>	Re-joined
16.45.47	<b>64 F. CARICASULO</b>	Lap Cancelled [1'51.931] - Exceeded Track Limits - Turn 22
16.46.38	<b>64 F. CARICASULO</b>	On Asphalt - Re-Joined - Turn 13
16.49.28	<b>68 L. POWER</b>	Lap Cancelled [2'19.589] - Yellow Flag - Turn 7
16.49.33	<b>25 A. VERDOIA</b>	Lap Cancelled [1'55.377] - Yellow Flag - Turn 7
16.49.38	<b>11 N. BULEGA</b>	Lap Cancelled [1'52.914] - Yellow Flag - Turn 7
16.52.57	<b>69 T. BOOTH-AMOS</b>	Lap Cancelled [1'54.641] - Exceeded Track Limits - Turn 22
16.53.45	<b>16 Y. OKAYA</b>	Crashed - Turn 22
16.53.49		RED FLAG
16.54.09	<b>16 Y. OKAYA</b>	Re-joined
17.00.00		Session Restart
17.03.13	<b>55 Y. MONTELLA</b>	Crashed - Turn 22
17.04.01	<b>55 Y. MONTELLA</b>	Current and Following Lap Cancelled - Exceeded Track Limits - Turn 21
17.06.41	<b>73 M. KOFLER</b>	Current and Following Lap Cancelled - Exceeded Track Limits - Turn 21
17.07.32	<b>21 F. FULIGNI</b>	Lap Cancelled [2'13.958] - Yellow Flag - Turn 20
17.07.37	<b>11 N. BULEGA</b>	Lap Cancelled [1'3'14.254] - Yellow Flag - Turn 20
17.07.42	<b>27 A. DIAZ</b>	Lap Cancelled [1'56.891] - Yellow Flag - Turn 20
17.07.47	<b>64 F. CARICASULO</b>	Lap Cancelled [1'2'45.841] - Yellow Flag - Turn 20
17.07.52	<b>94 V. DEBISE</b>	Lap Cancelled [1'56.814] - Yellow Flag - Turn 20
17.07.57	<b>99 A. HUERTAS</b>	Lap Cancelled [1'52.968] - Yellow Flag - Turn 20
17.08.02	<b>17 J. MCPHEE</b>	Lap Cancelled [1'54.919] - Yellow Flag - Turn 20
17.08.07	<b>51 A. SARMOON</b>	Lap Cancelled [1'56.078] - Yellow Flag - Turn 20
17.08.10	<b>66 N. TUULI</b>	Lap Cancelled [1'52.733] - Exceeded Track Limits - Turn 22
17.08.12	<b>9 J. NAVARRO</b>	Lap Cancelled [1'53.343] - Yellow Flag - Turn 20
17.08.17	<b>62 S. MANZI</b>	Lap Cancelled [2'09.506] - Yellow Flag - Turn 20
17.08.22	<b>98 M. ABE</b>	Lap Cancelled [1'57.411] - Yellow Flag - Turn 20
17.08.27	<b>25 A. VERDOIA</b>	Lap Cancelled [1'55.004] - Yellow Flag - Turn 20
17.08.32	<b>68 L. POWER</b>	Lap Cancelled [1'55.293] - Yellow Flag - Turn 20
17.08.37	<b>28 G. VAN STRAALEN</b>	Lap Cancelled [1'54.267] - Yellow Flag - Turn 20
17.08.42	<b>14 L. MAHIAS</b>	Lap Cancelled [1'53.995] - Yellow Flag - Turn 20
17.08.43	<b>73 M. KOFLER</b>	On the Gravel - Re-Joined - Turn 12
17.09.13	<b>4 H. TRUELOVE</b>	Current and Following Lap Cancelled - Exceeded Track Limits - Turn 21
17.10.30	<b>95 T. MACKENZIE</b>	Current and Following Lap Cancelled - Exceeded Track Limits - Turn 21
17.11.00		R7 Cup FP2 Pit Lane Will Open at 17:25
17.13.06	<b>21 F. FULIGNI</b>	Current and Following Lap Cancelled - Exceeded Track Limits - Turn 21
17.13.10	<b>4 H. TRUELOVE</b>	Current and Following Lap Cancelled - Exceeded Track Limits - Turn 21
17.14.19		End Of Session

Start 14/07/2023 16:15 End 17:14 The results are provisional until the end of the time limit for protests and appeals and the completion of the technical checks.

These data/results cannot be reproduced, stored and/or transmitted in whole or in part by any manner of electronic, mechanical, photocopying, recording, broadcasting or otherwise now known or herein after developed without the previous express consent by the copyright owner, except for reproduction in daily press and regular printed publications on sale to the public within 60 days of the event related to those data/results and always provided that copyright symbol appears together as follows below.

© DORNA WSBK ORGANIZATION Srl 2023



**Prometeon Italian Round, 14-16 July 2023**  
**Results Free Practice 2nd Session**

**Fastest Laps Sequence**

No.	Rider	Nat	Team	Bike	Local Time	Time	Gap	Avg
94	V. <b>DEBISE</b>	FRA	GMT94 Yamaha	Yamaha YZF R6	16:18'58.171	<b>1'54.631</b>		155,016
99	A. <b>HUERTAS</b>	ESP	MTM Kawasaki	Kawasaki ZX-6R	16:19'05.919	<b>1'54.382</b>	-0.249	155,353
62	S. <b>MANZI</b>	ITA	Ten Kate Racing Yamaha	Yamaha YZF R6	16:20'20.329	<b>1'53.362</b>	-1.020	156,751
62	S. <b>MANZI</b>	ITA	Ten Kate Racing Yamaha	Yamaha YZF R6	16:31'25.611	<b>1'52.884</b>	-0.478	157,415
11	N. <b>BULEGA</b>	ITA	Aruba.it Racing WorldSSP Team	Ducati Panigale V2	16:31'42.406	<b>1'52.470</b>	-0.414	157,994
94	V. <b>DEBISE</b>	FRA	GMT94 Yamaha	Yamaha YZF R6	16:39'35.716	<b>1'52.411</b>	-0.059	158,077
64	F. <b>CARICASULO</b>	ITA	Althea Racing Team	Ducati Panigale V2	16:43'18.694	<b>1'51.931</b>	-0.480	158,755
64	F. <b>CARICASULO</b>	ITA	Althea Racing Team	Ducati Panigale V2	16:45'10.476	<b>1'51.782</b>	-0.149	158,967
64	F. <b>CARICASULO</b>	ITA	Althea Racing Team	Ducati Panigale V2	17:07'42.996	<b>1'51.606</b>	-0.176	159,217
64	F. <b>CARICASULO</b>	ITA	Althea Racing Team	Ducati Panigale V2	17:09'34.253	<b>1'51.257</b>	-0.349	159,717

14/07/2023      Start      End      The results are provisional until the end of the time limit for protests and appeals  
16:15      17:14      and the completion of the technical checks.

These data/results cannot be reproduced, stored and/or transmitted in whole or in part by any manner of electronic, mechanical, photocopying, recording, broadcasting or otherwise now known or herein after developed without the previous express consent by the copyright owner, except for reproduction in daily press and regular printed publications on sale to the public within 60 days of the event related to those data/results and always provided that copyright symbol appears together as follows below.

© DORNA WSBK ORGANIZATION Srl 2023

## Prometeon Italian Round, 14-16 July 2023

### Free Practices Combined Results after FP2

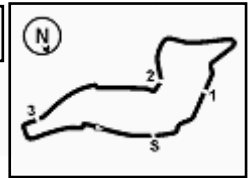
No.	Rider	Nat	Team	Bike	Class	FP1	FP2	Time	Gap	Rel.	Avg	LL
1	<b>64 F. CARICASULO</b>	ITA	Althea Racing Team	Ducati Panigale V2		1'52.065	<b>1'51.257</b>	<b>1'51.257</b>			159,717	36
2	<b>62 S. MANZI</b>	ITA	Ten Kate Racing Yamaha	Yamaha YZF R6		1'52.854	<b>1'52.002</b>	<b>1'52.002</b>	0.745	0.745	158,654	39
3	<b>99 A. HUERTAS</b>	ESP	MTM Kawasaki	Kawasaki ZX-6R		<b>1'52.010</b>	1'52.438	<b>1'52.010</b>	0.753	0.008	158,643	32
4	<b>54 B. SOFUOGLU</b>	TUR	MV Agusta Reparto Corse	MV Agusta F3 800 RR		1'53.476	<b>1'52.017</b>	<b>1'52.017</b>	0.760	0.007	158,633	40
5	<b>11 N. BULEGA</b>	ITA	Aruba.it Racing WorldSSP Team	Ducati Panigale V2		1'52.650	<b>1'52.044</b>	<b>1'52.044</b>	0.787	0.027	158,595	34
6	<b>94 V. DEBISE</b>	FRA	GMT94 Yamaha	Yamaha YZF R6		1'53.419	<b>1'52.332</b>	<b>1'52.332</b>	1.075	0.288	158,188	41
7	<b>3 R. DE ROSA</b>	ITA	Orelac Racing Verdatura	Ducati Panigale V2		1'53.064	<b>1'52.339</b>	<b>1'52.339</b>	1.082	0.007	158,178	38
8	<b>13 L. OTTAVIANI</b>	ITA	Extreme Racing Service	MV Agusta F3 800 RR		1'53.323	<b>1'52.505</b>	<b>1'52.505</b>	1.248	0.166	157,945	33
9	<b>55 Y. MONTELLA</b>	ITA	Barni Spark Racing Team	Ducati Panigale V2		1'52.641	<b>1'52.523</b>	<b>1'52.523</b>	1.266	0.018	157,920	26
10	<b>66 N. TUULI</b>	FIN	PTR Triumph	Triumph Street Triple RS 765		1'53.457	<b>1'52.544</b>	<b>1'52.544</b>	1.287	0.021	157,890	34
11	<b>23 M. SCHROETTER</b>	GER	MV Agusta Reparto Corse	MV Agusta F3 800 RR		1'53.771	<b>1'52.651</b>	<b>1'52.651</b>	1.394	0.107	157,740	40
12	<b>9 J. NAVARRO</b>	ESP	Ten Kate Racing Yamaha	Yamaha YZF R6		1'53.289	<b>1'52.842</b>	<b>1'52.842</b>	1.585	0.191	157,473	40
13	<b>6 E. PUSCEDDU</b>	ITA	JAngel by Edafos	Yamaha YZF R6		1'53.551	<b>1'53.073</b>	<b>1'53.073</b>	1.816	0.231	157,152	30
14	<b>21 F. FULIGNI</b>	ITA	Evan Bros. WorldSSP Yamaha Team	Yamaha YZF R6		1'54.491	<b>1'53.187</b>	<b>1'53.187</b>	1.930	0.114	156,993	35
15	<b>27 A. DIAZ</b>	ESP	Arco Yart Yamaha WorldSSP	Yamaha YZF R6	*	1'54.662	<b>1'53.307</b>	<b>1'53.307</b>	2.050	0.120	156,827	34
16	<b>28 G. VAN STRAALLEN</b>	NED	EAB Racing Team	Yamaha YZF R6		1'53.699	<b>1'53.324</b>	<b>1'53.324</b>	2.067	0.017	156,804	29
17	<b>25 A. VERDOIA</b>	FRA	Yamaha Thailand Racing Team	Yamaha YZF R6			<b>1'53.385</b>	<b>1'53.385</b>	2.128	0.061	156,719	17
18	<b>69 T. BOOTH-AMOS</b>	GBR	Motozoo ME AIR Racing	Kawasaki ZX-6R	*	1'55.064	<b>1'53.477</b>	<b>1'53.477</b>	2.220	0.092	156,592	35
19	<b>29 N. SPINELLI</b>	ITA	VFT Racing WEBIKE Yamaha	Yamaha YZF R6		1'54.973	<b>1'53.516</b>	<b>1'53.516</b>	2.259	0.039	156,538	34
20	<b>14 L. MAHIAS</b>	FRA	Kawasaki Puccetti Racing	Kawasaki ZX-6R		1'54.031	<b>1'53.580</b>	<b>1'53.580</b>	2.323	0.064	156,450	32
21	<b>22 F. FULIGNI</b>	ITA	Orelac Racing Verdatura	Ducati Panigale V2	*	1'54.055	<b>1'53.817</b>	<b>1'53.817</b>	2.560	0.237	156,124	37
22	<b>73 M. KOFLER</b>	AUT	D34G Racing	Ducati Panigale V2	*	1'56.562	<b>1'53.894</b>	<b>1'53.894</b>	2.637	0.077	156,019	36
23	<b>17 J. MCPHEE</b>	GBR	Vince64 by Puccetti Racing	Kawasaki ZX-6R		1'55.022	<b>1'54.818</b>	<b>1'54.818</b>	3.561	0.924	154,763	34
24	<b>95 T. MACKENZIE</b>	GBR	PETRONAS MIE Racing Honda Team	Honda CBR600RR		1'57.613	<b>1'54.989</b>	<b>1'54.989</b>	3.732	0.171	154,533	27
25	<b>16 Y. OKAYA</b>	JPN	ProDina Kawasaki Racing	Kawasaki ZX-6R	*	<b>1'55.036</b>	1'55.762	<b>1'55.036</b>	3.779	0.047	154,470	40
26	<b>68 L. POWER</b>	AUS	Motozoo ME AIR Racing	Kawasaki ZX-6R	*	1'56.970	<b>1'55.121</b>	<b>1'55.121</b>	3.864	0.085	154,356	35
27	<b>51 A. SARMOON</b>	THA	Yamaha Thailand Racing Team	Yamaha YZF R6		<b>1'55.387</b>	1'55.611	<b>1'55.387</b>	4.130	0.266	154,000	34
28	<b>7 A. NORRODIN</b>	MAS	PETRONAS MIE Racing Honda Team	Honda CBR600RR		1'58.781	<b>1'56.057</b>	<b>1'56.057</b>	4.800	0.670	153,111	23
29	<b>71 T. EDWARDS</b>	AUS	Yart-Yamaha WorldSSP Team	Yamaha YZF R6	*	1'58.417	<b>1'56.088</b>	<b>1'56.088</b>	4.831	0.031	153,070	15
30	<b>24 A. WONGTHANANON</b>	THA	Yamaha Thailand Racing Team	Yamaha YZF R6		<b>1'56.444</b>		<b>1'56.444</b>	5.187	0.356	152,602	13
31	<b>98 M. ABE</b>	JPN	VFT Racing WEBIKE Yamaha	Yamaha YZF R6	*	1'57.946	<b>1'56.612</b>	<b>1'56.612</b>	5.355	0.168	152,382	32
32	<b>4 H. TRUELOVE</b>	GBR	PTR Triumph	Triumph Street Triple RS 765		1'57.883	<b>1'57.002</b>	<b>1'57.002</b>	5.745	0.390	151,874	33
33	<b>32 D. BAYLISS</b>	AUS	D34G Racing	Ducati Panigale V2		<b>1'59.541</b>		<b>1'59.541</b>	8.284	2.539	148,649	6

\* WorldSSP Challenge

14/07/2023

These data/results cannot be reproduced, stored and/or transmitted in whole or in part by any manner of electronic, mechanical, photocopying, recording, broadcasting or otherwise now known or herein after developed without the previous express consent by the copyright owner, except for reproduction in daily press and regular printed publications on sale to the public within 60 days of the event related to those data/results and always provided that copyright symbol appears together as follows below.

© DORNA WSBK ORGANIZATION Srl 2023



**Prometeon Italian Round, 14-16 July 2023**  
**Best Sectors & Speed Free Practice 2nd Session**

Imola Circuit 4.936 m

BEST LAP		
1	64 F. CARICASULO	Ducati Panigale V2 1'51.257
2	62 S. MANZI	Yamaha YZF R6 1'52.002
3	54 B. SOFUOGLU	MV Agusta F3 800 RR 1'52.017
4	11 N. BULEGA	Ducati Panigale V2 1'52.044
5	94 V. DEBISE	Yamaha YZF R6 1'52.332
6	3 R. DE ROSA	Ducati Panigale V2 1'52.339
7	99 A. HUERTAS	Kawasaki ZX-6R 1'52.438
8	13 L. OTTAVIANI	MV Agusta F3 800 RR 1'52.505
9	55 Y. MONTELLA	Ducati Panigale V2 1'52.523
10	66 N. TUULI	Triumph Street Triple RS 765 1'52.544
11	23 M. SCHROETTER	MV Agusta F3 800 RR 1'52.651
12	9 J. NAVARRO	Yamaha YZF R6 1'52.842
13	6 E. PUSCEDDU	Yamaha YZF R6 1'53.073
14	21 F. FULIGNI	Yamaha YZF R6 1'53.187
15	27 A. DIAZ	Yamaha YZF R6 1'53.307
16	28 G. VAN STRAALEN	Yamaha YZF R6 1'53.324
17	25 A. VERDOIA	Yamaha YZF R6 1'53.385
18	69 T. BOOTH-AMOS	Kawasaki ZX-6R 1'53.477
19	29 N. SPINELLI	Yamaha YZF R6 1'53.516
20	14 L. MAHIAS	Kawasaki ZX-6R 1'53.580
21	22 F. FULIGNI	Ducati Panigale V2 1'53.817
22	73 M. KOFLER	Ducati Panigale V2 1'53.894
23	17 J. MCPHEE	Kawasaki ZX-6R 1'54.818
24	95 T. MACKENZIE	Honda CBR600RR 1'54.989
25	68 L. POWER	Kawasaki ZX-6R 1'55.121
26	51 A. SARMOON	Yamaha YZF R6 1'55.611
27	16 Y. OKAYA	Kawasaki ZX-6R 1'55.762
28	7 A. NORRODIN	Honda CBR600RR 1'56.057
29	71 T. EDWARDS	Yamaha YZF R6 1'56.088
30	98 M. ABE	Yamaha YZF R6 1'56.612
31	4 H. TRUELOVE	Triumph Street Triple RS 765 1'57.002
32	24 A. WONGTHANANON	Yamaha YZF R6
33	32 O. BAYLISS	Ducati Panigale V2

SPEED		
1	11 N. BULEGA	Ducati Panigale V2 253,2
2	13 L. OTTAVIANI	MV Agusta F3 800 RR 252,0
3	54 B. SOFUOGLU	MV Agusta F3 800 RR 251,4
4	64 F. CARICASULO	Ducati Panigale V2 251,4
5	3 R. DE ROSA	Ducati Panigale V2 250,8
6	62 S. MANZI	Yamaha YZF R6 250,8
7	21 F. FULIGNI	Yamaha YZF R6 250,2
8	73 M. KOFLER	Ducati Panigale V2 250,2
9	94 V. DEBISE	Yamaha YZF R6 249,6
10	99 A. HUERTAS	Kawasaki ZX-6R 249,6
11	66 N. TUULI	Triumph Street Triple RS 765 249,6
12	51 A. SARMOON	Yamaha YZF R6 249,0
13	22 F. FULIGNI	Ducati Panigale V2 249,0
14	23 M. SCHROETTER	MV Agusta F3 800 RR 249,0
15	71 T. EDWARDS	Yamaha YZF R6 247,9
16	4 H. TRUELOVE	Triumph Street Triple RS 765 247,9
17	55 Y. MONTELLA	Ducati Panigale V2 247,9
18	28 G. VAN STRAALEN	Yamaha YZF R6 247,3
19	16 Y. OKAYA	Kawasaki ZX-6R 247,3
20	9 J. NAVARRO	Yamaha YZF R6 247,3
21	17 J. MCPHEE	Kawasaki ZX-6R 246,7
22	6 E. PUSCEDDU	Yamaha YZF R6 246,1
23	27 A. DIAZ	Yamaha YZF R6 246,1
24	69 T. BOOTH-AMOS	Kawasaki ZX-6R 246,1
25	25 A. VERDOIA	Yamaha YZF R6 245,6
26	68 L. POWER	Kawasaki ZX-6R 245,6
27	29 N. SPINELLI	Yamaha YZF R6 243,9
28	14 L. MAHIAS	Kawasaki ZX-6R 243,3
29	7 A. NORRODIN	Honda CBR600RR 243,3
30	98 M. ABE	Yamaha YZF R6 241,6
31	95 T. MACKENZIE	Honda CBR600RR 241,1

SEG. 1		
1	64 F. CARICASULO	23.406
2	11 N. BULEGA	23.456
3	3 R. DE ROSA	23.549
4	62 S. MANZI	23.563
5	54 B. SOFUOGLU	23.620
6	94 V. DEBISE	23.626
7	55 Y. MONTELLA	23.671
8	23 M. SCHROETTER	23.695
9	13 L. OTTAVIANI	23.701
10	99 A. HUERTAS	23.715
11	66 N. TUULI	23.756
12	6 E. PUSCEDDU	23.766
13	21 F. FULIGNI	23.769
14	28 G. VAN STRAALEN	23.808
15	22 F. FULIGNI	23.811
16	9 J. NAVARRO	23.820
17	14 L. MAHIAS	23.858
18	27 A. DIAZ	23.874
19	69 T. BOOTH-AMOS	23.900
20	73 M. KOFLER	23.930
21	25 A. VERDOIA	23.941
22	29 N. SPINELLI	24.072
23	68 L. POWER	24.081
24	17 J. MCPHEE	24.171
25	71 T. EDWARDS	24.239
26	95 T. MACKENZIE	24.245
27	16 Y. OKAYA	24.301
28	51 A. SARMOON	24.372
29	98 M. ABE	24.457
30	7 A. NORRODIN	24.474
31	4 H. TRUELOVE	24.527

SEG. 2		
1	64 F. CARICASULO	34.566
2	94 V. DEBISE	34.798
3	62 S. MANZI	34.836
4	54 B. SOFUOGLU	34.839
5	11 N. BULEGA	34.902
6	13 L. OTTAVIANI	34.917
7	66 N. TUULI	34.964
8	99 A. HUERTAS	34.966
9	3 R. DE ROSA	34.995
10	55 Y. MONTELLA	35.002
11	23 M. SCHROETTER	35.014
12	6 E. PUSCEDDU	35.068
13	28 G. VAN STRAALEN	35.110
14	21 F. FULIGNI	35.141
15	9 J. NAVARRO	35.158
16	29 N. SPINELLI	35.190
17	14 L. MAHIAS	35.252
18	27 A. DIAZ	35.277
19	73 M. KOFLER	35.289
20	25 A. VERDOIA	35.306
21	17 J. MCPHEE	35.351
22	22 F. FULIGNI	35.352
23	69 T. BOOTH-AMOS	35.372
24	68 L. POWER	35.622
25	71 T. EDWARDS	35.743
26	51 A. SARMOON	35.776
27	95 T. MACKENZIE	35.888
28	16 Y. OKAYA	35.921
29	7 A. NORRODIN	35.985
30	4 H. TRUELOVE	36.080
31	98 M. ABE	36.339

SEG. 3		
1	11 N. BULEGA	29.601
2	94 V. DEBISE	29.655
3	64 F. CARICASULO	29.693
4	9 J. NAVARRO	29.727
5	62 S. MANZI	29.738
6	99 A. HUERTAS	29.743
7	54 B. SOFUOGLU	29.781
8	3 R. DE ROSA	29.792
9	66 N. TUULI	29.879
10	23 M. SCHROETTER	29.900
11	13 L. OTTAVIANI	29.999
12	55 Y. MONTELLA	30.062
13	21 F. FULIGNI	30.072
14	25 A. VERDOIA	30.095
15	28 G. VAN STRAALEN	30.156
16	22 F. FULIGNI	30.198
17	73 M. KOFLER	30.219
18	29 N. SPINELLI	30.221
19	14 L. MAHIAS	30.285
20	69 T. BOOTH-AMOS	30.295
21	27 A. DIAZ	30.297
22	6 E. PUSCEDDU	30.298
23	51 A. SARMOON	30.348
24	95 T. MACKENZIE	30.443
25	68 L. POWER	30.616
26	17 J. MCPHEE	30.637
27	4 H. TRUELOVE	30.645
28	16 Y. OKAYA	30.701
29	71 T. EDWARDS	30.789
30	7 A. NORRODIN	30.836
31	98 M. ABE	31.125

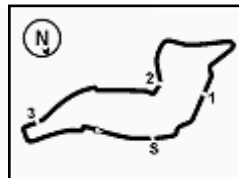
SEG. 4		
1	64 F. CARICASULO	23.492
2	54 B. SOFUOGLU	23.612
3	62 S. MANZI	23.652
4	66 N. TUULI	23.741
5	13 L. OTTAVIANI	23.746
6	94 V. DEBISE	23.749
7	55 Y. MONTELLA	23.752
8	11 N. BULEGA	23.753
9	3 R. DE ROSA	23.787
10	6 E. PUSCEDDU	23.845
11	27 A. DIAZ	23.859
12	23 M. SCHROETTER	23.886
13	69 T. BOOTH-AMOS	23.892
14	99 A. HUERTAS	23.905
15	14 L. MAHIAS	23.945
16	9 J. NAVARRO	23.958
17	21 F. FULIGNI	23.963
18	28 G. VAN STRAALEN	24.004
19	29 N. SPINELLI	24.033
20	25 A. VERDOIA	24.043
21	71 T. EDWARDS	24.088
22	73 M. KOFLER	24.133
23	22 F. FULIGNI	24.184
24	68 L. POWER	24.335
25	16 Y. OKAYA	24.410
26	95 T. MACKENZIE	24.413
27	17 J. MCPHEE	24.417
28	51 A. SARMOON	24.421
29	98 M. ABE	24.560
30	7 A. NORRODIN	24.656
31	4 H. TRUELOVE	24.764

14/07/2023

These data/results cannot be reproduced, stored and/or transmitted in whole or in part by any manner of electronic, mechanical, photocopying, recording, broadcasting or otherwise now known or herein after developed without the previous express consent by the copyright owner, except for reproduction in daily press and regular printed publications on sale to the public within 60 days of the event related to those data/results and always provided that copyright symbol appears together as follows below.

© DORNA WSBK ORGANIZATION Srl 2023





Imola Circuit 4.936 m

**1 / 2**
**Prometeon Italian Round, 14–16 July 2023**
**Ideal Times Free Practice 2nd Session**

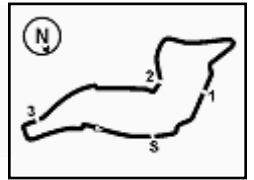
No.	Rider	Nat	Bike	Seg. 1	Seg. 2	Seg. 3	Seg. 4	Ideal Time		
				Diff. 1	Diff. 2	Diff. 3	Diff. 4	Best Lap	Pos.	Diff.
1	<b>64 F. CARICASULO</b>	ITA	Ducati Panigale V2	23.406 +0.031	34.566	29.693 +0.013	23.492 +0.056	<b>1'51.157</b> 1'51.257	1	0.100
2	<b>11 N. BULEGA</b>	ITA	Ducati Panigale V2	23.456 +0.123	34.902 +0.065	29.601 +0.144	23.753	<b>1'51.712</b> 1'52.044	4	0.332
3	<b>62 S. MANZI</b>	ITA	Yamaha YZF R6	23.563 +0.067	34.836	29.738	23.652 +0.146	<b>1'51.789</b> 1'52.002	2	0.213
4	<b>94 V. DEBISE</b>	FRA	Yamaha YZF R6	23.626 +0.049	34.798 +0.135	29.655 +0.320	23.749	<b>1'51.828</b> 1'52.332	5	0.504
5	<b>54 B. SOFUOGLU</b>	TUR	MV Agusta F3 800 RR	23.620	34.839 +0.082	29.781 +0.083	23.612	<b>1'51.852</b> 1'52.017	3	0.165
6	<b>3 R. DE ROSA</b>	ITA	Ducati Panigale V2	23.549	34.995 +0.216	29.792	23.787	<b>1'52.123</b> 1'52.339	6	0.216
7	<b>99 A. HUERTAS</b>	ESP	Kawasaki ZX-6R	23.715 +0.081	34.966	29.743	23.905 +0.028	<b>1'52.329</b> 1'52.438	7	0.109
8	<b>66 N. TUULI</b>	FIN	Triumph Street Triple RS 765	23.756 +0.018	34.964 +0.184	29.879 +0.002	23.741	<b>1'52.340</b> 1'52.544	10	0.204
9	<b>13 L. OTTAVIANI</b>	ITA	MV Agusta F3 800 RR	23.701	34.917	29.999 +0.049	23.746 +0.093	<b>1'52.363</b> 1'52.505	8	0.142
10	<b>55 Y. MONTELLA</b>	ITA	Ducati Panigale V2	23.671	35.002	30.062 +0.009	23.752 +0.027	<b>1'52.487</b> 1'52.523	9	0.036
11	<b>23 M. SCHROETTER</b>	GER	MV Agusta F3 800 RR	23.695 +0.016	35.014	29.900 +0.140	23.886	<b>1'52.495</b> 1'52.651	11	0.156
12	<b>9 J. NAVARRO</b>	ESP	Yamaha YZF R6	23.820	35.158 +0.001	29.727	23.958 +0.178	<b>1'52.663</b> 1'52.842	12	0.179
13	<b>21 F. FULIGNI</b>	ITA	Yamaha YZF R6	23.769 +0.039	35.141 +0.092	30.072	23.963 +0.111	<b>1'52.945</b> 1'53.187	14	0.242
14	<b>6 E. PUSCEDDU</b>	ITA	Yamaha YZF R6	23.766 +0.062	35.068	30.298	23.845 +0.034	<b>1'52.977</b> 1'53.073	13	0.096
15	<b>28 G. VAN STRAALEN</b>	NED	Yamaha YZF R6	23.808	35.110	30.156 +0.061	24.004 +0.185	<b>1'53.078</b> 1'53.324	16	0.246
16	<b>27 A. DIAZ</b>	ESP	Yamaha YZF R6	23.874	35.277	30.297	23.859	<b>1'53.307</b> 1'53.307	15	
17	<b>14 L. MAHIAS</b>	FRA	Kawasaki ZX-6R	23.858 +0.061	35.252 +0.116	30.285	23.945 +0.063	<b>1'53.340</b> 1'53.580	20	0.240
18	<b>25 A. VERDOIA</b>	FRA	Yamaha YZF R6	23.941	35.306	30.095	24.043	<b>1'53.385</b> 1'53.385	17	
19	<b>69 T. BOOTH-AMOS</b>	GBR	Kawasaki ZX-6R	23.900	35.372 +0.002	30.295 +0.016	23.892	<b>1'53.459</b> 1'53.477	18	0.018
20	<b>29 N. SPINELLI</b>	ITA	Yamaha YZF R6	24.072	35.190	30.221	24.033	<b>1'53.516</b> 1'53.516	19	
21	<b>22 F. FULIGNI</b>	ITA	Ducati Panigale V2	23.811	35.352 +0.167	30.198	24.184 +0.105	<b>1'53.545</b> 1'53.817	21	0.272
22	<b>73 M. KOFLER</b>	AUT	Ducati Panigale V2	23.930	35.289 +0.172	30.219	24.133 +0.151	<b>1'53.571</b> 1'53.894	22	0.323
23	<b>17 J. MCPHEE</b>	GBR	Kawasaki ZX-6R	24.171 +0.045	35.351 +0.134	30.637 +0.063	24.417	<b>1'54.576</b> 1'54.818	23	0.242
24	<b>68 L. POWER</b>	AUS	Kawasaki ZX-6R	24.081 +0.134	35.622 +0.086	30.616 +0.247	24.335	<b>1'54.654</b> 1'55.121	25	0.467
25	<b>71 T. EDWARDS</b>	AUS	Yamaha YZF R6	24.239 +0.011	35.743 +0.245	30.789 +0.395	24.088 +0.578	<b>1'54.859</b> 1'56.088	29	1.229
26	<b>51 A. SARMOON</b>	THA	Yamaha YZF R6	24.372 +0.294	35.776 +0.264	30.348 +0.136	24.421	<b>1'54.917</b> 1'55.611	26	0.694
27	<b>95 T. MACKENZIE</b>	GBR	Honda CBR600RR	24.245	35.888	30.443	24.413	<b>1'54.989</b> 1'54.989	24	
28	<b>16 Y. OKAYA</b>	JPN	Kawasaki ZX-6R	24.301 +0.052	35.921 +0.013	30.701 +0.232	24.410 +0.132	<b>1'55.333</b> 1'55.762	27	0.429
29	<b>7 A. NORRODIN</b>	MAS	Honda CBR600RR	24.474 +0.057	35.985 +0.049	30.836	24.656	<b>1'55.951</b> 1'56.057	28	0.106
30	<b>4 H. TRUELOVE</b>	GBR	Triumph Street Triple RS 765	24.527 +0.178	36.080	30.645 +0.739	24.764 +0.069	<b>1'56.016</b> 1'57.002	31	0.986
31	<b>98 M. ABE</b>	JPN	Yamaha YZF R6	24.457 +0.013	36.339	31.125 +0.015	24.560 +0.103	<b>1'56.481</b> 1'56.612	30	0.131
	<b>24 A. WONGTHANANON</b>	THA	Yamaha YZF R6							
	<b>32 D. BAYLISS</b>	AUS	Ducati Panigale V2							

14/07/2023

These data/results cannot be reproduced, stored and/or transmitted in whole or in part by any manner of electronic, mechanical, photocopying, recording, broadcasting or otherwise now known or herein after developed without the previous express consent by the copyright owner, except for reproduction in daily press and regular printed publications on sale to the public within 60 days of the event related to those data/results and always provided that copyright symbol appears together as follows below.

© DORNA WSBK ORGANIZATION Srl 2023

**FIGR PERUGIA TIMING**

Imola Circuit 4.936 m

2 / 2

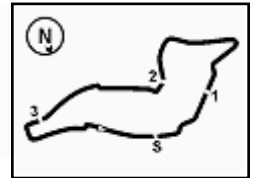
**Prometeon Italian Round, 14-16 July 2023**  
**Ideal Times Free Practice 2nd Session**

No. Rider	Nat	Bike	Seg. 1 Diff. 1	Seg. 2 Diff. 2	Seg. 3 Diff. 3	Seg. 4 Diff. 4	Ideal Time Best Lap	Pos.	Diff.
<b>Overall Ideal Time</b>			23.406	34.566	29.601	23.492	<b>1'51.065</b>		

14/07/2023  
These data/results cannot be reproduced, stored and/or transmitted in whole or in part by any manner of electronic, mechanical, photocopying, recording, broadcasting or otherwise now known or herein after developed without the previous express consent by the copyright owner, except for reproduction in daily press and regular printed publications on sale to the public within 60 days of the event related to those data/results and always provided that copyright symbol appears together as follows below.  
© DORNA WSBK ORGANIZATION Srl 2023







Imola Circuit 4.936 m

1 / 6

**Prometeon Italian Round, 14-16 July 2023**  
**Chronological Analysis Free Practice 2nd Session**

1° 64 F. CARICASULO [1'51.257]							
Lap	Seg1	Seg2	Seg3	Seg4	Lap Time	km/h	Local Time
1		37.287	31.009	24.340		185,7	16:18'35.802
2	24.074	35.490	30.458	24.068	1'54.090	247,9	16:20'29.892
3	27.310	40.087	37.516	43.541	2'28.454CP	247,9	16:22'58.346
4	5'39.263	36.010	30.382	25.070	7'10.725P	137,3	16:30'09.071
5	25.875	35.253	30.040	23.807	1'54.975C	243,9	16:32'04.046
6	23.664	35.606	30.002	23.695	1'52.967C	250,8	16:33'57.013
7	24.057	35.185	30.044	23.850	1'53.136	<b>251,4</b>	16:35'50.149
8	23.628	35.314	29.853	23.765	1'52.560	249,0	16:37'42.709
9	23.610	35.018	29.866	23.629	1'52.123C	248,5	16:39'34.832
10	23.479	34.941	29.815	23.696	1'51.931C	249,6	16:41'26.763
11	23.603	34.850	29.846	23.632	1'51.931	249,0	16:43'18.694
12	23.459	34.871	29.774	23.678	1'51.782	249,0	16:45'10.476
13	23.563	34.773	33.432	24.450	1'56.218	250,2	16:47'06.694
14	23.491	34.703	29.947	24.224	1'52.365	250,2	16:48'59.059
15	24.827	36.656	31.466	40.953	2'13.902P	246,1	16:51'12.961
16	11'15.310	35.930	30.508	24.093	12'45.841CP	180,9	17:03'58.802
17	23.731	35.182	29.994	23.681	1'52.588	250,2	17:05'51.390
18	23.527	34.698	29.847	23.534	1'51.606	249,0	17:07'42.996
19	23.437	<b>34.566</b>	29.706	23.548	<b>1'51.257</b>	249,0	17:09'34.253
20	23.437	34.707	<b>29.693</b>	<b>23.492</b>	1'51.329	249,0	17:11'25.582
21	<b>23.406</b>	34.865	30.056	23.638	1'51.965	249,0	17:13'17.547

13	23.702	35.046	30.152	23.856	1'52.756	248,5	16:43'59.171
14	23.783	35.002	<b>29.781</b>	23.749	1'52.315	249,0	16:45'51.486
15	23.718	<b>34.839</b>	29.980	23.744	1'52.281	250,2	16:47'43.767
16	24.402	35.839	31.286	11'29.237	13'00.764P	246,1	17:00'44.531
17	38.979	36.665	30.590	24.121	2'10.355P	192,4	17:02'54.886
18	24.047	35.277	30.035	23.850	1'53.209	246,1	17:04'48.095
19	23.854	35.022	29.815	24.087	1'52.778	249,0	17:06'40.873
20	23.816	35.043	29.973	23.695	1'52.527	247,3	17:08'33.400
21	<b>23.620</b>	34.921	29.864	<b>23.612</b>	<b>1'52.017</b>	248,5	17:10'25.417
22	23.822	34.979	30.138	24.150	1'53.089	247,3	17:12'18.506

2° 62 S. MANZI [1'52.002]							
Lap	Seg1	Seg2	Seg3	Seg4	Lap Time	km/h	Local Time
1							16:16'11.199
2	44.455	36.168	30.738	24.407	2'15.768P	156,1	16:18'26.967
3	23.819	35.257	30.074	24.212	1'53.362	246,7	16:20'20.329
4	24.022	39.692	34.092	5'24.869	7'02.675P	247,3	16:27'23.004
5	39.001	36.236	30.448	24.038	2'09.723P	173,2	16:29'32.727
6	23.691	35.098	30.149	23.946	1'52.884	246,1	16:31'25.611
7	23.763	34.966	29.959	23.830	1'52.518C	246,1	16:33'18.129
8	23.700	34.838	29.989	23.822	1'52.349C	246,7	16:35'10.478
9	23.748	35.072	29.928	23.836	1'52.584	246,7	16:37'03.062
10	23.607	38.612	30.583	23.890	1'56.692	246,7	16:38'59.754
11	23.730	34.939	30.013	24.021	1'52.703	247,3	16:40'52.457
12	26.902	35.680	29.931	23.810	1'56.323	<b>250,8</b>	16:42'48.780
13	23.763	35.072	29.835	<b>23.652</b>	1'52.322	246,7	16:44'41.102
14	23.641	34.943	29.844	23.653	1'52.081	247,3	16:46'33.183
15	23.630	<b>34.836</b>	<b>29.738</b>	23.798	<b>1'52.002</b>	247,3	16:48'25.185
16	23.587	38.970	31.626	23.963	1'58.146	246,1	16:50'23.331
17	23.619	37.022	33.463	10'08.724	11'42.828P	246,7	17:02'06.159
18	39.522	35.368	29.951	24.665	2'09.506CP	159,2	17:04'15.665
19	23.578	34.889	29.983	23.825	1'52.275	247,9	17:06'07.940
20	<b>23.563</b>	34.973	29.777	24.593	1'52.906	247,9	17:08'00.846
21	24.015	35.298	30.014	23.937	1'53.264	245,0	17:09'54.110
22	23.634	34.940	29.845	23.876	1'52.295	246,7	17:11'46.405

4° 11 N. BULEGA [1'52.044]							
Lap	Seg1	Seg2	Seg3	Seg4	Lap Time	km/h	Local Time
1		36.965	30.464	24.310	C	181,5	16:18'18.422
2	27.119	35.441	30.182	23.896	1'56.638C	232,6	16:20'15.060
3	24.079	39.139	35.377	42.510	2'21.105CP	247,9	16:22'36.165
4	5'43.930	35.620	30.159	24.062	7'13.771P	194,2	16:29'49.936
5	23.604	35.199	29.762	23.905	1'52.470	248,5	16:31'42.406
6	23.662	1'27.342	37.924	43.547	3'12.475P	247,3	16:34'54.881
7	6'08.679	35.679	30.330	24.224	7'38.912P	179,4	16:42'33.793
8	23.747	35.359	30.037	23.899	1'53.042	246,7	16:44'26.835
9	23.641	35.284	30.057	23.932	1'52.914C	248,5	16:46'19.749
10	23.781	35.448	29.979	24.155	1'53.363	250,2	16:48'13.112
11	23.839	36.052	30.938	38.032	2'08.861P	249,0	16:50'21.973
12	11'43.009	36.759	30.190	24.296	13'14.254CP	188,7	17:03'36.227
13	23.731	34.945	<b>29.601</b>	23.789	1'52.066	246,7	17:05'28.293
14	23.579	34.967	29.745	<b>23.753</b>	<b>1'52.044</b>	247,3	17:07'20.337
15	23.596	<b>34.902</b>	29.703	24.004	1'52.205	249,6	17:09'12.542
16	24.176	35.280	29.812	24.203	1'53.471	<b>253,2</b>	17:11'06.013
17	<b>23.456</b>	35.384	30.072	24.106	1'53.018	249,6	17:12'59.031

5° 94 V. DEBISE [1'52.332]							
Lap	Seg1	Seg2	Seg3	Seg4	Lap Time	km/h	Local Time
1		37.723	30.642	24.263		185,4	16:17'03.540
2	23.902	35.743	30.450	24.536	1'54.631	<b>249,6</b>	16:18'58.171
3	23.942	35.236	30.317	24.849	1'54.344C	245,6	16:20'52.515
4	25.055	35.865	31.395	3'39.728	5'12.043P	242,8	16:26'04.558
5	37.300	35.731	30.418	23.985	2'07.434P	192,8	16:28'11.992
6	23.807	36.388	30.663	23.907	1'54.765	247,9	16:30'06.757
7	24.468	35.409	30.383	24.053	1'54.313C	246,7	16:32'01.070
8	23.861	35.238	30.336	23.908	1'53.343C	245,6	16:33'54.413
9	23.745	35.095	30.041	24.027	1'52.908	246,1	16:35'47.321
10	24.753	37.458	29.936	23.837	1'55.984	246,1	16:37'43.305
11	<b>23.626</b>	35.048	29.933	23.804	1'52.411	248,5	16:39'35.716
12	23.709	35.047	29.853	4'39.559	6'08.168P	247,9	16:45'43.884
13	38.403	35.690	30.342	24.541	2'08.976P	190,7	16:47'52.860
14	24.021	35.065	29.965	23.997	1'53.048	243,9	16:49'45.908
15	23.745	34.929	30.118	25.124	1'53.916	246,7	16:51'39.824
16	23.772	35.055	30.079	24.755	1'53.661	246,7	16:53'33.485
17	24.303	35.606	30.070	4'22.389	5'52.368P	242,8	16:59'25.853
18	1'05.009	35.632	31.873	23.947	2'36.461P	187,3	17:02'02.314
19	24.970	35.861	31.862	24.121	1'56.814C	245,0	17:03'59.128
20	23.832	35.250	29.847	23.804	1'52.733	249,0	17:05'51.861
21	23.736	<b>34.798</b>	32.120	23.832	1'54.486	<b>249,6</b>	17:07'46.347
22	23.831	34.921	30.016	23.790	1'52.558	246,7	17:09'38.905
23	23.675	34.933	29.975	<b>23.749</b>	<b>1'52.332</b>	246,7	17:11'31.237
24	23.731	34.976	<b>29.655</b>	23.977	1'52.339	246,7	17:13'23.576

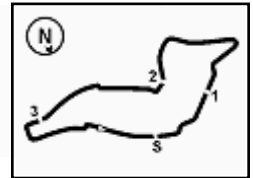
3° 54 B. SOFUOGLU [1'52.017]							
Lap	Seg1	Seg2	Seg3	Seg4	Lap Time	km/h	Local Time
1							16:14'46.061
2	46.306	37.638	31.499	25.137	2'20.580P	180,0	16:17'06.641
3	24.471	36.201	30.650	24.688	1'56.010	248,5	16:19'02.651
4	24.449	36.243	30.914	46.682	2'18.288CP	243,9	16:21'20.939
5					7'10.400P		16:28'31.339
6	40.153	36.396	30.801	24.933	2'12.283P	149,1	16:30'43.622
7	24.578	35.926	30.327	24.152	1'54.983C	237,8	16:32'38.605
8	24.379	35.848	31.086	24.464	1'55.777	<b>251,4</b>	16:34'34.382
9	23.980	35.286	30.314	23.983	1'53.563	249,0	16:36'27.945
10	23.774	35.188	30.276	23.844	1'53.082	249,6	16:38'21.027
11	23.825	35.130	30.149	23.866	1'52.970	248,5	16:40'13.997
12	23.830	35.021	29.916	23.651	1'52.418	250,2	16:42'06.415

6° 3 R. DE ROSA [1'52.339]							
Lap	Seg1	Seg2	Seg3	Seg4	Lap Time	km/h	Local Time
1							16:15'31.879
2	44.919	42.749	32.912	24.793	2'25.373P	134,8	16:17'57.252
3	24.244	35.896	30.641	24.334	1'55.115	245,6	16:19'52.367

14/07/2023 P = Pits In/Dut - C = Lap Time Cancelled

These data/results cannot be reproduced, stored and/or transmitted in whole or in part by any manner of electronic, mechanical, photocopying, recording, broadcasting or otherwise now known or herein after developed without the previous express consent by the copyright owner, except for reproduction in daily press and regular printed publications on sale to the public within 60 days of the event related to those data/results and always provided that copyright symbol appears together as follows below.

© DORNA WSBK ORGANIZATION Srl 2023



Imola Circuit 4.936 m

**Prometeon Italian Round, 14-16 July 2023**  
**Chronological Analysis Free Practice 2nd Session**

2 / 6

4	23.737	37.868	36.159	5'04.739	6'42.503P	246,7	16:26'34.870	3	32.151	38.681	34.609	41.106	2'26.547CP	222,8	16:22'35.326
5	37.465	36.665	31.655	24.530	2'10.315P	194,2	16:28'45.185	4	7'42.499	35.784	31.470	38.737	9'28.490CP	189,0	16:32'03.816
6	24.476	36.959	31.475	24.388	1'57.298	250,2	16:30'42.483	5	3'59.461	35.279	30.230	23.864	5'28.834P	183,4	16:37'32.650
7	24.566	35.859	30.415	23.974	1'54.814C	<b>250,8</b>	16:32'37.297	6	23.742	35.231	30.159	23.806	1'52.938	247,3	16:39'25.588
8	24.044	35.179	30.214	24.202	1'53.639C	250,2	16:34'30.936	7	23.787	35.255	31.209	23.906	1'54.157	<b>247,9</b>	16:41'19.745
9	23.795	35.232	30.193	23.982	1'53.202	247,9	16:36'24.138	8	23.823	35.079	<b>30.062</b>	23.786	1'52.750	247,3	16:43'12.495
10	23.705	35.224	30.055	23.853	1'52.837	249,6	16:38'16.975	9	23.814	35.095	30.233	<b>23.752</b>	1'52.894	246,7	16:45'05.389
11	24.608	35.839	30.249	24.077	1'54.773	247,3	16:40'11.748	10	<b>23.671</b>	<b>35.002</b>	30.071	23.779	<b>1'52.523</b>	<b>247,9</b>	16:46'57.912
12	23.740	35.156	30.020	23.890	1'52.806	249,0	16:42'04.554	11	24.325	35.406	30.998	36.610	2'07.339P	<b>247,9</b>	16:49'05.251

10°		66 N. TUULI (1'52.544)						
Lap	Seg1	Seg2	Seg3	Seg4	Lap Time	km/h	Local Time	
1							16:15'33.495	
2	44.009	42.505	33.563	24.773	2'24.850P	130,2	16:17'58.345	
3	24.205	35.545	30.325	24.878	1'54.953	246,1	16:19'53.298	
4	23.982	37.215	36.194	5'48.148	7'25.539P	247,3	16:27'18.837	
5	43.052	36.258	30.800	24.169	2'14.279P	165,9	16:29'33.116	
6	23.883	35.190	30.099	23.999	1'53.171	<b>249,6</b>	16:31'26.287	
7	<b>23.756</b>	35.103	29.982	24.006	1'52.847C	247,9	16:33'19.134	
8	23.805	35.126	30.106	23.815	1'52.852	247,9	16:35'11.986	
9	23.774	35.148	29.881	<b>23.741</b>	<b>1'52.544</b>	247,3	16:37'04.530	
10	23.788	35.176	<b>29.879</b>	24.073	1'52.916	247,3	16:38'57.446	
11	23.929	35.232	30.392	24.112	1'53.665	245,6	16:40'51.111	
12	24.051	37.111	31.838	9'17.694	10'50.694P	246,1	16:51'41.805	
13	41.320	36.207	30.691	24.979	2'13.197CP	158,7	16:53'55.002	
14	25.683	37.670	31.243	6'48.599	8'23.195P	238,9	17:02'18.197	
15	37.667	35.995	36.689	25.451	2'15.802P	190,7	17:04'33.999	
16	23.847	<b>34.964</b>	30.078	23.844	1'52.733C	249,0	17:06'26.732	
17	24.382	39.133	30.491	24.047	1'58.053	243,3	17:08'24.785	
18	23.824	35.177	30.017	23.869	1'52.887	247,9	17:10'17.672	

7°		99 A. HUERTAS (1'52.438)						
Lap	Seg1	Seg2	Seg3	Seg4	Lap Time	km/h	Local Time	
1							16:14'56.461	
2	38.406	36.733	35.617	24.320	2'15.076P	158,7	16:17'11.537	
3	24.311	35.537	30.165	24.369	1'54.382	<b>249,6</b>	16:19'05.919	
4	23.976	35.636	32.283	5'54.383	7'26.278P	<b>249,6</b>	16:26'32.197	
5	36.684	35.868	30.635	24.260	2'07.447P	191,0	16:28'39.644	
6	24.087	35.314	30.105	24.122	1'53.628	245,0	16:30'33.272	
7	24.271	35.776	30.026	23.980	1'54.053C	246,7	16:32'27.325	
8	23.904	35.395	30.108	4'10.761	5'40.168P	243,3	16:38'07.493	
9	41.963	42.831	38.474	12'54.924	14'58.192P	140,7	16:53'05.685	
10	39.539	37.920	33.936	5'06.490	6'57.885P	183,8	17:00'03.570	
11	36.475	35.795	30.121	24.036	2'06.427P	192,8	17:02'09.997	
12	23.854	35.144	29.928	24.042	1'52.968C	243,3	17:04'02.965	
13	23.731	35.058	30.036	23.936	1'52.761	245,6	17:05'55.726	
14	23.796	<b>34.966</b>	<b>29.743</b>	23.933	<b>1'52.438</b>	245,0	17:07'48.164	
15	<b>23.715</b>	35.184	29.817	<b>23.905</b>	1'52.621	246,7	17:09'40.785	
16	29.461	35.567	33.246	23.979	2'02.253	243,9	17:11'43.038	

11°		23 M. SCHROETTER (1'52.651)						
Lap	Seg1	Seg2	Seg3	Seg4	Lap Time	km/h	Local Time	
1							16:15'50.348	
2	45.197	53.320	33.657	48.599	3'00.773P	158,2	16:18'51.121	
3					7'42.734P		16:26'33.855	
4	39.868	37.681	31.727	52.645	2'41.921P	195,3	16:29'15.776	
5					3'55.849P		16:33'11.625	
6	40.408	36.825	30.706	24.221	2'12.160P	188,7	16:35'23.785	
7	24.085	35.961	30.407	24.084	1'54.537	245,6	16:37'18.322	
8	24.069	35.574	30.311	24.065	1'54.019	246,1	16:39'12.341	
9	23.904	35.461	30.585	24.190	1'54.140	246,1	16:41'06.481	
10	23.898	35.535	30.314	24.010	1'53.757	245,6	16:43'00.238	
11	23.980	35.232	30.169	23.914	1'53.295	242,8	16:44'53.533	
12	<b>23.695</b>	35.127	30.155	24.163	1'53.140	245,6	16:46'46.673	
13	24.356	36.728	30.157	5'21.566	6'52.807P	246,7	16:53'39.480	
14					2'04.897CP		16:55'44.377	
15					5'00.700P		17:00'45.077	
16	39.234	36.218	30.542	24.144	2'10.138P	193,1	17:02'55.215	
17	23.932	35.197	30.091	23.976	1'53.196	<b>249,0</b>	17:04'48.411	
18	23.826	35.145	29.923	24.384	1'53.278	247,3	17:06'41.689	
19	23.734	35.137	30.008	<b>23.886</b>	1'52.765	240,5	17:08'34.454	
20	23.771	<b>35.014</b>	30.040	<b>23.886</b>	<b>1'52.651</b>	247,3	17:10'27.105	
21	23.773	35.250	<b>29.900</b>	24.018	1'52.941	247,9	17:12'20.046	

8°		13 L. OTTAVIANI (1'52.505)						
Lap	Seg1	Seg2	Seg3	Seg4	Lap Time	km/h	Local Time	
1		36.953	30.835	24.741		188,0	16:17'02.166	
2	24.029	37.313	30.510	24.795	1'56.647	245,0	16:18'58.813	
3	23.847	35.299	30.257	26.123	1'55.526C	248,5	16:20'54.339	
4	27.211	37.543	34.135	44.038	2'22.927CP	191,0	16:23'17.266	
5	3'45.152	43.035	30.778	24.045	5'23.010P	145,0	16:28'40.276	
6	24.175	35.330	30.108	24.332	1'53.945	247,3	16:30'34.221	
7	24.102	35.542	30.580	24.028	1'54.252C	250,2	16:32'28.473	
8	23.853	35.107	30.218	23.803	1'52.981C	248,5	16:34'21.454	
9	26.032	38.125	32.439	24.298	2'00.894	221,0	16:36'22.348	
10	23.832	35.136	30.098	23.897	1'52.963	246,7	16:38'15.311	
11	26.747	35.988	30.821	40.566	2'14.122P	215,6	16:40'29.433	
12	20'55.464	41.673	32.050	24.470	22'33.657P	191,4	17:03'03.090	
13	23.972	39.289	35.573	25.308	2'04.142	247,9	17:05'07.232	
14	<b>23.701</b>	<b>34.917</b>	30.048	23.839	<b>1'52.505</b>	<b>252,0</b>	17:06'59.737	
15	24.928	37.504	31.813	29.259	2'03.504	250,2	17:09'03.241	
16	23.724	35.192	<b>29.999</b>	<b>23.746</b>	1'52.661	248,5	17:10'55.902	
17	27.959	35.999	30.464	24.345	1'58.767	229,6	17:12'54.669	

12°		9 J. NAVARRO (1'52.842)						
Lap	Seg1	Seg2	Seg3	Seg4	Lap Time	km/h	Local Time	
1							16:15'09.180	
2	38.283	37.270	30.973	24.524	2'11.050P	188,7	16:17'20.230	
3	24.191	35.870	30.546	24.230	1'54.837C	246,1	16:19'15.067	
4	26.471	39.676	33.098	5'56.997	7'36.242CP	225,7	16:26'51.309	
5	37.577	36.431	30.516	24.216	2'08.740P	181,5	16:29'00.049	
6	24.099	35.738	29.872	24.083	1'53.792	245,0	16:30'53.841	

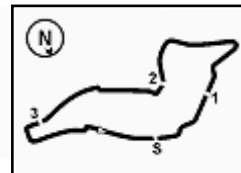
9°		55 Y. MONTELLA (1'52.523)						
Lap	Seg1	Seg2	Seg3	Seg4	Lap Time	km/h	Local Time	
1		35.885	30.795	24.403		191,7	16:16'57.453	
2	24.023	35.258	30.232	1'41.813	3'11.326	245,6	16:20'08.779	

14/07/2023 P = Pits In/Out - C = Lap Time Cancelled

These data/results cannot be reproduced, stored and/or transmitted in whole or in part by any manner of electronic, mechanical, photocopying, recording, broadcasting or otherwise now known or herein after developed without the previous express consent by the copyright owner, except for reproduction in daily press and regular printed publications on sale to the public within 60 days of the event related to those data/results and always provided that copyright symbol appears together as follows below.

© DORNA WSBK ORGANIZATION Srl 2023





Imola Circuit 4.936 m

**Prometeon Italian Round, 14-16 July 2023**  
**Chronological Analysis Free Practice 2nd Session**

3 / 6

7	24.135	35.428	30.501	21.962	1'52.026C	243,3	16:32'45.867	2	24.432	36.127	30.806	24.776	1'56.141	245,6	16:19'02.065
8	24.520	35.409	30.598	24.307	1'54.834C	239,5	16:34'40.701	3	24.795	36.603	31.144	38.063	2'10.605CP	227,1	16:21'12.670
9	23.869	35.362	29.972	24.074	1'53.277	246,1	16:36'33.978	4	5'27.975	36.376	30.989	24.400	6'59.740P	188,3	16:28'12.410
10	23.864	35.776	34.064	27.260	2'00.964	246,1	16:38'34.942	5	24.178	35.784	31.130	24.160	1'55.252	243,3	16:30'07.662
11	24.055	35.418	29.914	24.156	1'53.543	245,0	16:40'28.485	6	24.401	35.549	30.516	23.827	1'54.293C	245,6	16:32'01.955
12	24.620	36.448	31.087	7'02.090	8'34.245P	240,5	16:49'02.730	7	24.125	35.737	30.515	23.896	1'54.273C	244,4	16:33'56.228
13	39.247	36.165	30.372	24.287	2'10.071P	168,5	16:51'12.801	8	24.968	35.984	30.550	23.938	1'55.440	245,0	16:35'51.668
14	23.894	35.360	29.851	24.319	1'53.424	245,0	16:53'06.225	9	24.309	35.516	30.429	24.056	1'54.310	243,9	16:37'45.978
15	23.888	36.572	33.154	5'27.495	7'01.109P	243,9	17:00'07.334	10	24.262	35.401	34.599	37.407	2'11.669P	245,0	16:39'57.647
16	37.946	36.258	30.447	24.989	2'09.640P	188,0	17:02'16.974	11					1'32.180P		16:41'29.827
17	23.926	35.406	29.985	24.266	1'53.343C	245,0	17:04'10.317	12	8'35.257	35.816	31.236	23.983	10'06.292P	179,4	16:51'36.119
18	23.830	35.487	29.949	<b>23.958</b>	1'53.224	<b>247,3</b>	17:06'03.541	13	24.386	35.331	30.446	24.068	1'54.231	242,2	16:53'30.350
19	23.832	35.334	30.014	24.150	1'53.330	245,6	17:07'56.871	14	38.749	38.864	33.175	38.597	2'29.385CP	243,9	16:55'59.735
20	<b>23.820</b>	35.159	<b>29.727</b>	24.136	<b>1'52.842</b>	245,6	17:09'49.713	15					3'20.055P		16:59'19.790
21	23.890	<b>35.158</b>	29.732	24.168	1'52.948	241,1	17:11'42.661	16	1'10.541	35.884	30.595	24.051	2'41.071P	178,2	17:02'00.861
								17	24.117	35.322	32.400	25.052	1'56.891C	241,6	17:03'57.752
								18	24.551	36.204	34.835	23.924	1'59.514	233,6	17:05'57.266
								19	<b>23.874</b>	<b>35.277</b>	<b>30.297</b>	<b>23.859</b>	<b>1'53.307</b>	<b>246,1</b>	17:07'50.573
								20	24.026	50.273	32.109	38.047	2'24.455P	245,6	17:10'15.028

**13° 6 E. PUSCEDDU (1'53.073)**

Lap	Seg1	Seg2	Seg3	Seg4	Lap Time	km/h	Local Time
1		37.865	31.188	24.363		182,5	16:17'03.206
2	24.018	35.649	30.771	25.514	1'55.952	241,6	16:18'59.158
3	23.906	35.247	30.347	25.822	1'55.322C	244,4	16:20'54.480
4	27.984	39.266	36.883	45.310	2'29.443CP	188,3	16:23'23.923
5	3'51.257	36.870	31.879	24.382	5'24.388P	185,7	16:28'48.311
6	24.063	35.711	31.043	24.651	1'55.468	241,1	16:30'43.779
7	24.537	35.913	30.631	24.158	1'55.239C	244,4	16:32'39.018
8	24.063	35.878	31.199	24.591	1'55.731	243,3	16:34'34.749
9	24.305	35.280	30.496	24.011	1'54.092	243,3	16:36'28.841
10	23.961	35.162	30.469	23.983	1'53.575	242,8	16:38'22.416
11	25.298	37.873	33.608	42.319	2'19.098P	241,1	16:40'41.514
12	20'48.756	37.888	30.618	24.558	22'21.820P	158,0	17:03'03.334
13	23.929	36.528	35.544	28.593	2'04.594	245,0	17:05'07.928
14	23.853	35.370	30.398	23.999	1'53.620	<b>246,1</b>	17:07'01.548
15	23.850	38.946	31.249	29.705	2'03.750	242,2	17:09'05.298
16	<b>23.766</b>	35.216	30.304	<b>23.845</b>	1'53.131	245,6	17:10'58.429
17	23.828	<b>35.068</b>	<b>30.298</b>	23.879	<b>1'53.073</b>	244,4	17:12'51.502

**16° 28 G. VAN STRAALLEN (1'53.324)**

Lap	Seg1	Seg2	Seg3	Seg4	Lap Time	km/h	Local Time
1							16:15'00.051
2	39.315	37.028	31.299	24.611	2'12.253P	179,7	16:17'12.304
3	24.196	36.090	30.253	25.753	1'56.292	<b>247,3</b>	16:19'08.596
4	24.369	35.619	30.189	5'21.873	6'52.050P	244,4	16:26'00.646
5	37.904	36.412	30.884	24.496	2'09.696P	176,7	16:28'10.342
6	24.025	35.659	30.375	24.338	1'54.397	<b>247,3</b>	16:30'04.739
7					30'20.026P	245,0	17:00'24.765
8	39.678	36.761	30.749	24.562	2'11.750P	179,1	17:02'36.515
9	24.185	35.622	30.292	24.168	1'54.267C	245,0	17:04'30.782
10	24.012	38.980	30.455	24.128	1'57.575	<b>247,3</b>	17:06'28.357
11	23.947	35.399	<b>30.156</b>	24.114	1'53.616	246,1	17:08'21.973
12	24.013	35.399	30.308	<b>24.004</b>	1'53.724	<b>247,3</b>	17:10'15.697
13	<b>23.808</b>	<b>35.110</b>	30.217	24.189	<b>1'53.324</b>	246,7	17:12'09.021

**14° 21 F. FULIGNI (1'53.187)**

Lap	Seg1	Seg2	Seg3	Seg4	Lap Time	km/h	Local Time
1							16:14'50.577
2	46.174	36.440	31.472	25.120	2'19.206P	92,0	16:17'09.783
3	24.175	35.634	30.480	25.243	1'55.532	<b>250,2</b>	16:19'05.315
4	24.242	35.574	30.470	6'15.135	7'45.421P	249,6	16:26'50.736
5	40.593	36.477	30.848	24.416	2'12.334P	168,3	16:29'03.070
6	24.108	35.599	30.373	24.252	1'54.332	245,6	16:30'57.402
7	24.214	35.384	30.362	24.181	1'54.141C	249,6	16:32'51.543
8	24.248	35.489	31.256	24.547	1'55.540	249,6	16:34'47.083
9	23.965	35.539	30.149	24.318	1'53.971	248,5	16:36'41.054
10	25.870	36.780	30.660	24.420	1'57.730	249,6	16:38'38.784
11	23.950	35.480	34.352	4'59.460	6'33.242P	249,0	16:45'12.026
12	41.490	37.326	30.886	24.566	2'14.268P	128,3	16:47'26.294
13	24.131	35.532	30.619	24.311	1'54.593	245,0	16:49'20.887
14	23.989	35.435	30.208	24.058	1'53.690	247,9	16:51'14.577
15	24.630	39.550	31.468	8'24.124	9'59.772P	247,9	17:01'14.349
16	42.924	36.225	30.439	24.370	2'13.958CP	148,0	17:03'28.307
17	24.001	35.182	30.212	23.982	1'53.377	247,3	17:05'21.684
18	23.889	<b>35.141</b>	30.489	<b>23.963</b>	1'53.482	245,6	17:07'15.166
19	<b>23.769</b>	35.363	30.351	24.238	1'53.721	249,0	17:09'08.887
20	23.808	35.233	<b>30.072</b>	24.074	<b>1'53.187</b>	<b>250,2</b>	17:11'02.074
21	26.435	39.690	33.963	26.994	2'07.082C	225,7	17:13'09.156

**17° 25 A. VERDOIA (1'53.385)**

Lap	Seg1	Seg2	Seg3	Seg4	Lap Time	km/h	Local Time
1							16:26'19.298
2	44.481	40.562	33.148	26.057	2'24.248P	171,0	16:28'43.546
3	25.372	37.528	32.319	25.636	2'00.855	240,5	16:30'44.401
4	25.105	37.325	31.363	25.139	1'58.932C	245,0	16:32'43.333
5	24.867	36.655	31.269	24.940	1'57.731	243,9	16:34'41.064
6	24.540	36.281	31.051	24.500	1'56.372C	245,0	16:36'37.436
7	26.830	36.536	31.203	24.792	1'59.361C	231,1	16:38'36.797
8	24.269	36.107	30.866	24.647	1'55.889	245,0	16:40'32.686
9	24.257	36.066	30.884	24.397	1'55.604	244,4	16:42'28.290
10	24.292	35.858	30.474	24.453	1'55.077	243,9	16:44'23.367
11	24.106	35.766	30.648	24.857	1'55.377C	244,4	16:46'18.744
12	24.147	35.774	35.472	12'17.654	13'53.047P	244,4	17:00'11.791
13	41.465	38.775	31.960	24.620	2'16.820P	144,2	17:02'28.611
14	24.416	35.581	30.626	24.381	1'55.004C	240,5	17:04'23.615
15	24.295	35.579	30.513	24.287	1'54.674	243,9	17:06'18.289
16	24.215	35.584	30.468	24.204	1'54.471	243,9	17:08'12.760
17	23.985	35.443	30.399	24.181	1'54.008	<b>245,6</b>	17:10'06.768
18	<b>23.941</b>	<b>35.306</b>	<b>30.095</b>	<b>24.043</b>	<b>1'53.385</b>	244,4	17:12'00.153

**18° 69 T. BOOTH-AMOS (1'53.477)**

Lap	Seg1	Seg2	Seg3	Seg4	Lap Time	km/h	Local Time
1							16:14'47.472
2	56.330	37.298	31.222	3'10.288	5'15.138P	59,3	16:20'02.610
3	38.051	37.990	36.316	6'53.201	8'45.558P	171,5	16:28'48.168
4	39.351	37.336	31.166	24.673	2'12.526P	148,4	16:31'00.694

**15° 27 A. DIAZ (1'53.307)**

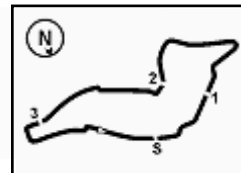
Lap	Seg1	Seg2	Seg3	Seg4	Lap Time	km/h	Local Time
1		38.396	31.973	24.665		175,8	16:17'05.924

14/07/2023 P = Pits In/Dut - C = Lap Time Cancelled

These data/results cannot be reproduced, stored and/or transmitted in whole or in part by any manner of electronic, mechanical, photocopying, recording, broadcasting or otherwise now known or herein after developed without the previous express consent by the copyright owner, except for reproduction in daily press and regular printed publications on sale to the public within 60 days of the event related to those data/results and always provided that copyright symbol appears together as follows below.

© DORNA WSBK ORGANIZATION Srl 2023





Imola Circuit 4.936 m

**Prometeon Italian Round, 14-16 July 2023**  
**Chronological Analysis Free Practice 2nd Session**

4 / 6

5	24.414	35.988	31.195	25.461	1'57.058C	244,4	16:32'57.752	4	23.970	36.633	33.851	5'10.035	6'44.489P	246,1	16:26'48.510
6	24.250	35.711	30.537	24.344	1'54.842	243,9	16:34'52.594	5	39.639	37.470	30.791	24.433	2'12.333P	181,2	16:29'00.843
7	24.509	35.484	30.536	24.454	1'54.983	243,3	16:36'47.577	6	<b>23.811</b>	35.519	<b>30.198</b>	24.289	<b>1'53.817</b>	246,7	16:30'54.660
8	28.118	37.511	31.624	4'21.243	5'58.496P	191,4	16:42'46.073	7	23.970	<b>35.352</b>	30.640	24.684	1'54.646C	247,3	16:32'49.306
9	42.359	41.204	32.698	24.376	2'20.637P	102,8	16:45'06.710	8	23.949	35.538	30.394	<b>24.184</b>	1'54.065	<b>249,0</b>	16:34'43.371
10	24.372	35.752	30.589	24.323	1'55.036	243,9	16:47'01.746	9	23.844	35.469	30.443	24.385	1'54.141	247,3	16:36'37.512
11	24.213	35.515	30.673	24.240	1'54.641C	243,9	16:48'56.387	10	26.591	37.048	31.452	26.570	2'01.661	247,3	16:38'39.173
12	24.149	35.478	30.422	24.129	1'54.178	243,3	16:50'50.565	11	23.907	35.390	30.679	7'15.176	8'45.152P	247,9	16:47'24.325
13	26.072	40.219	33.190	10'10.832	11'50.313P	241,6	17:02'40.878	12	38.920	37.265	36.764	25.057	2'18.006P	184,7	16:49'42.331
14	46.945	38.960	34.582	26.283	2'26.770P	77,1	17:05'07.648	13	24.544	36.898	31.035	25.580	1'58.057	243,3	16:51'40.388
15	24.164	35.774	30.347	24.284	1'54.569	<b>246,1</b>	17:07'02.217	14	24.006	35.800	30.686	24.893	1'55.385	246,7	16:53'35.773
16	<b>23.900</b>	35.374	30.311	<b>23.892</b>	<b>1'53.477</b>	<b>246,1</b>	17:08'55.694	15	24.353	37.507	35.002	5'51.223	7'28.085P	243,9	17:01'03.858
17	25.966	43.887	34.983	26.485	2'11.351	<b>246,1</b>	17:11'07.045	16	39.460	36.307	30.720	25.033	2'11.520P	161,6	17:03'15.378
18	24.077	<b>35.372</b>	<b>30.295</b>	24.268	1'54.012	245,0	17:13'01.057	17	24.204	35.766	30.638	24.359	1'54.967	244,4	17:05'10.345
								18	23.931	35.364	30.301	24.359	1'53.955	247,9	17:07'04.300
								19	25.090	35.838	30.679	28.416	2'00.023	247,3	17:09'04.323
								20	23.900	36.102	30.636	24.525	1'55.163	246,1	17:10'59.486
								21	23.874	35.470	30.434	24.198	1'53.976	248,5	17:12'53.462

**19° 29 N. SPINELLI (1'53.516)**

Lap	Seg.1	Seg.2	Seg.3	Seg.4	Lap Time	km/h	Local Time
1							16:15'04.298
2	38.424	36.812	31.244	24.608	2'11.088P	186,0	16:17'15.386
3	24.380	35.958	30.990	24.963	1'56.291C	242,8	16:19'11.677
4	28.750	36.064	31.788	5'41.698	7'18.300CP	220,0	16:26'29.977
5	39.932	36.247	31.392	24.559	2'12.130P	189,0	16:28'42.107
6	24.290	35.576	30.827	25.012	1'55.705	241,1	16:30'37.812
7	25.204	36.907	31.163	24.545	1'57.819C	237,3	16:32'35.631
8	24.245	35.611	31.469	24.624	1'55.949C	242,8	16:34'31.580
9	24.258	35.576	30.513	24.176	1'54.523	<b>243,9</b>	16:36'26.103
10	24.547	38.644	31.239	5'13.190	6'47.620P	243,3	16:43'13.723
11	39.823	36.310	31.387	24.473	2'11.993P	160,4	16:45'25.716
12	24.085	35.463	30.480	24.154	1'54.182	242,2	16:47'19.898
13	24.089	35.299	30.473	24.085	1'53.946	239,5	16:49'13.844
14	24.083	37.428	33.882	9'45.025	11'20.418P	242,2	17:00'34.262
15	41.839	40.584	35.592	24.387	2'22.402P	172,7	17:02'56.664
16	24.184	35.444	30.485	24.265	1'54.378	242,2	17:04'51.042
17	24.075	38.415	34.294	24.436	2'01.220	243,3	17:06'52.262
18	24.164	35.391	30.389	24.126	1'54.070	240,0	17:08'46.332
19	24.151	35.357	30.350	24.089	1'53.947	241,6	17:10'40.279
20	<b>24.072</b>	<b>35.190</b>	<b>30.221</b>	<b>24.033</b>	<b>1'53.516</b>	243,3	17:12'33.795

**22° 73 M. KOFLER (1'53.894)**

Lap	Seg.1	Seg.2	Seg.3	Seg.4	Lap Time	km/h	Local Time
1							16:15'01.542
2	40.903	37.560	31.099	25.008	2'14.570P	169,1	16:17'16.112
3	24.309	36.159	30.742	26.610	1'57.820	248,5	16:19'13.932
4	24.938	36.317	31.281	5'25.235	6'57.771P	243,9	16:26'11.703
5	43.143	37.961	36.720	25.906	2'23.730P	148,2	16:28'35.433
6	24.654	36.429	30.848	25.110	1'57.041	245,0	16:30'32.474
7	24.907	36.298	30.528	6'34.522	8'06.255P	245,6	16:38'38.729
8	40.342	37.032	31.308	24.981	2'13.663P	152,3	16:40'52.392
9	25.399	38.043	30.671	24.744	1'58.857	246,1	16:42'51.249
10	24.242	35.945	30.614	24.603	1'55.404	245,0	16:44'46.653
11	24.292	36.027	32.179	24.849	1'57.347	246,1	16:46'44.000
12	24.552	35.887	30.596	24.604	1'55.639	245,0	16:48'39.639
13	24.375	35.786	30.439	24.929	1'55.529	244,4	16:50'35.168
14	24.384	40.971	35.001	25.300	2'05.656	245,6	16:52'40.824
15	24.215	35.792	34.156	6'28.281	8'02.444P	246,1	17:00'43.268
16	41.342	36.339	30.499	24.345	2'12.525P	188,7	17:02'55.793
17	23.932	35.395	30.383	24.188	1'53.898	<b>250,2</b>	17:04'49.691
18	23.975	<b>35.289</b>	30.476	23.454	1'53.194C	249,6	17:06'42.885
19	27.222	35.658	36.987	24.598	2'04.465C	232,1	17:08'47.350
20	24.052	35.482	30.350	<b>24.133</b>	1'54.017	249,0	17:10'41.367
21	<b>23.930</b>	35.461	<b>30.219</b>	24.284	<b>1'53.894</b>	249,6	17:12'35.261

**20° 14 L. MAHIAS (1'53.580)**

Lap	Seg.1	Seg.2	Seg.3	Seg.4	Lap Time	km/h	Local Time
1							16:16'13.479
2	42.637	36.244	31.019	24.200	2'14.100CP	157,5	16:18'27.579
3	24.036	<b>35.252</b>	30.431	24.130	1'53.849	241,1	16:20'21.428
4	24.249	38.779	34.162	6'07.094	7'44.284P	<b>243,3</b>	16:28'05.712
5	38.020	35.932	30.797	24.178	2'08.927P	172,4	16:30'14.639
6	25.164	36.010	36.870	24.328	2'02.372C	238,9	16:32'17.011
7	24.122	35.359	30.346	24.217	1'54.044C	241,1	16:34'11.055
8	24.116	35.364	30.579	24.132	1'54.191	242,2	16:36'05.246
9	24.072	35.412	30.653	24.077	1'54.214	240,5	16:37'59.460
10	24.194	35.663	30.445	24.065	1'54.367	240,5	16:39'53.827
11	25.502	38.986	33.154	18'59.525	20'37.167P	238,9	17:00'30.994
12	36.177	36.230	30.950	24.243	2'07.600P	190,7	17:02'38.594
13	24.076	35.371	30.415	24.133	1'53.995C	240,5	17:04'32.589
14	23.967	35.510	30.402	<b>23.945</b>	1'53.824	242,2	17:06'26.413
15	<b>23.858</b>	35.304	30.736	23.959	1'53.857	242,2	17:08'20.270
16	23.904	35.273	30.286	24.143	1'53.606	240,5	17:10'13.876
17	23.919	35.368	<b>30.285</b>	24.008	<b>1'53.580</b>	241,1	17:12'07.456

**23° 17 J. MCPHEE (1'54.818)**

Lap	Seg.1	Seg.2	Seg.3	Seg.4	Lap Time	km/h	Local Time
1							16:14'49.321
2	42.548	39.174	31.690	25.334	2'18.746P	180,9	16:17'08.067
3	24.493	36.202	30.987	25.302	1'56.984	<b>246,7</b>	16:19'05.051
4	24.515	36.391	30.798	5'18.077	6'49.781P	246,1	16:25'54.832
5	47.250	36.596	32.826	26.627	2'23.299P	157,5	16:28'18.131
6	25.876	36.189	30.781	24.551	1'57.397	243,9	16:30'15.528
7	24.645	36.009	37.720	24.492	2'02.866C	246,1	16:32'18.394
8	24.366	35.912	30.847	24.541	1'55.666C	245,6	16:34'14.060
9	24.210	42.800	34.497	27.794	2'09.301	245,0	16:36'23.361
10	24.241	35.963	<b>30.637</b>	24.516	1'55.357	245,6	16:38'18.718
11	25.264	36.723	34.407	20'07.697	21'44.091P	246,1	17:00'02.809
12	37.051	36.426	31.117	24.795	2'09.389P	192,8	17:02'12.198
13	24.220	35.484	30.735	24.480	1'54.919C	243,9	17:04'07.117
14	28.022	35.894	33.495	24.491	2'01.902	243,9	17:06'09.019
15	<b>24.171</b>	<b>35.351</b>	34.951	30.646	2'05.119	246,1	17:08'14.138
16	24.216	35.485	30.700	<b>24.417</b>	<b>1'54.818</b>	<b>246,7</b>	17:10'08.956
17	26.434	36.761	32.017	24.798	2'00.010	245,6	17:12'08.966

**21° 22 F. FULIGNI (1'53.817)**

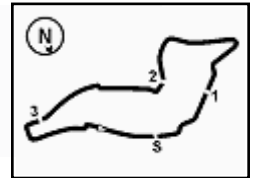
Lap	Seg.1	Seg.2	Seg.3	Seg.4	Lap Time	km/h	Local Time
1							16:15'53.331
2	42.415	37.122	31.381	24.553	2'15.471P	163,3	16:18'08.802
3	24.093	35.821	30.859	24.446	1'55.219	245,0	16:20'04.021

14/07/2023 P = Pits In/Dut - C = Lap Time Cancelled

These data/results cannot be reproduced, stored and/or transmitted in whole or in part by any manner of electronic, mechanical, photocopying, recording, broadcasting or otherwise now known or herein after developed without the previous express consent by the copyright owner, except for reproduction in daily press and regular printed publications on sale to the public within 60 days of the event related to those data/results and always provided that copyright symbol appears together as follows below.

© DORNA WSBK ORGANIZATION Srl 2023





**Prometeon Italian Round, 14-16 July 2023**  
**Chronological Analysis Free Practice 2nd Session**

24° 95 T. MACKENZIE [1'54.989]								27° 16 Y. OKAYA [1'55.762]							
Lap	Seg1	Seg2	Seg3	Seg4	Lap Time	km/h	Local Time	Lap	Seg1	Seg2	Seg3	Seg4	Lap Time	km/h	Local Time
1							16:15'09.118	1			37.829	31.210	25.055	171,3	16:17'04.749
2	41.081	38.530	32.311	25.487	2'17.409P	181,5	16:17'26.527	2	24.632	36.612	30.897	25.145	1'57.286	243,9	16:19'02.035
3	25.949	37.057	31.564	25.384	1'59.954	236,8	16:19'26.481	3	24.618	36.503	31.588	5'59.039	7'31.748P	243,3	16:26'33.783
4	24.899	38.411	33.307	6'29.118	8'05.735P	238,4	16:27'32.216	4	38.021	36.955	31.374	24.784	2'11.134P	185,7	16:28'44.917
5	39.951	37.733	31.667	25.209	2'14.560P	165,1	16:29'46.776	5	24.614	36.786	31.337	24.654	1'57.391	245,6	16:30'42.308
6	24.843	36.459	31.134	24.607	1'57.043	236,8	16:31'43.819	6	24.521	36.209	<b>30.701</b>	24.485	1'56.916C	242,2	16:32'38.224
7	24.634	36.661	30.942	24.638	1'56.875	238,4	16:33'40.694	7	24.531	<b>35.921</b>	31.210	25.235	1'56.897	<b>247,3</b>	16:34'35.121
8	24.747	36.404	30.798	25.256	1'57.205C	235,2	16:35'37.899	8	24.314	36.227	31.242	24.671	1'56.454	245,6	16:36'31.575
9	28.197	36.812	31.738	12'25.771	14'02.518CP	221,9	16:49'40.417	9	24.467	36.352	30.873	24.641	1'56.333	246,1	16:38'27.908
10	42.444	37.321	31.086	24.783	2'15.634P	156,1	16:51'56.051	10	24.437	36.100	30.861	24.879	1'56.277	246,1	16:40'24.185
11	24.750	36.270	30.707	25.935	1'57.662C	236,3	16:53'53.713	11	24.490	36.233	40.431	3'19.450	5'00.604P	245,0	16:45'24.789
12	26.613	38.731	31.893	4'59.362	6'36.599P	216,0	17:00'30.312	12	40.801	41.071	31.555	24.798	2'18.225P	128,3	16:47'43.014
13	42.894	39.911	31.869	24.780	2'19.454P	168,0	17:02'49.766	13	24.412	36.118	30.832	<b>24.410</b>	1'55.772	244,4	16:49'38.786
14	24.603	36.074	30.674	24.529	1'55.880	235,7	17:04'45.646	14	24.353	35.934	30.933	<b>24.542</b>	<b>1'55.762</b>	244,4	16:51'34.548
15	24.289	36.077	30.896	24.964	1'56.226	239,5	17:06'41.872	15	<b>24.301</b>	36.051	30.703	7'41.531	9'12.586P	245,6	17:00'47.134
16	<b>24.245</b>	<b>35.888</b>	<b>30.443</b>	<b>24.413</b>	<b>1'54.989</b>	<b>241,1</b>	17:08'36.861	16	39.909	38.260	31.625	25.155	2'14.949P	180,9	17:03'02.083
17	24.393	36.109	30.804	25.150	1'56.456C	238,4	17:10'33.317	17	25.027	37.358	31.174	24.812	1'58.371	242,8	17:05'00.454
								18	24.344	36.463	31.078	24.840	1'56.725	244,4	17:06'57.179
								19	25.040	37.044	31.159	24.661	1'57.904	243,9	17:08'55.083
								20	24.514	36.556	31.161	24.989	1'57.220	245,6	17:10'52.303
								21	24.440	36.797	31.661	25.260	1'58.158	245,6	17:12'50.461
25° 68 L. POWER [1'55.121]								28° 7 A. NORRODIN [1'56.057]							
Lap	Seg1	Seg2	Seg3	Seg4	Lap Time	km/h	Local Time	Lap	Seg1	Seg2	Seg3	Seg4	Lap Time	km/h	Local Time
1		37.583	31.911	25.493		178,5	16:17'07.050	1							16:14'52.279
2	24.396	36.548	31.195	24.943	1'57.082	<b>245,6</b>	16:19'04.132	2	42.785	37.763	32.255	25.850	2'18.653P	172,9	16:17'10.932
3	24.447	36.151	31.143	5'22.758	6'54.499P	243,3	16:25'58.631	3	25.050	37.361	31.768	24.143	1'58.322C	236,3	16:19'09.254
4	38.299	36.860	31.681	24.611	2'11.451P	173,5	16:28'10.082	4	26.448	37.132	31.895	5'54.386	7'29.861CP	229,1	16:26'39.115
5	24.281	36.288	30.885	23.837	1'55.291C	240,5	16:30'05.373	5	37.711	37.451	31.600	25.408	2'12.170P	190,7	16:28'51.285
6	26.148	35.870	31.062	24.566	1'57.646C	219,1	16:32'03.019	6	25.077	36.952	31.423	25.171	1'58.623	235,7	16:30'49.908
7	24.402	36.150	30.832	24.702	1'56.086C	243,3	16:33'59.105	7	25.149	37.763	31.345	24.862	1'59.119C	239,5	16:32'49.027
8	24.494	35.884	31.009	24.516	1'55.903	239,5	16:35'55.008	8	24.935	36.564	31.034	25.016	1'57.549	238,4	16:34'46.576
9	24.768	37.749	35.364	6'24.052	8'01.933P	241,1	16:43'56.941	9	24.883	36.522	30.965	25.040	1'57.410	232,6	16:36'43.986
10	38.199	37.130	38.835	25.425	2'19.589CP	178,5	16:46'16.530	10	24.663	36.603	31.118	24.858	1'57.242	238,4	16:38'41.228
11	24.296	36.045	31.059	24.505	1'55.905	241,6	16:48'12.435	11	24.574	36.860	31.165	11'31.003	13'03.602P	239,5	16:51'44.830
12	24.302	35.770	30.657	24.398	1'55.127	241,6	16:50'07.562	12	38.597	36.656	30.925	25.125	2'11.303CP	171,0	16:53'56.133
13	24.687	38.246	32.577	8'34.598	10'10.108P	240,0	17:00'17.670	13	25.444	37.761	31.919	5'01.539	6'36.663P	235,7	17:00'32.796
14	37.904	37.428	35.923	26.219	2'17.474P	184,4	17:02'35.144	14	41.546	37.602	31.110	24.788	2'15.046P	181,2	17:02'47.842
15	24.234	35.884	<b>30.616</b>	24.559	1'55.293C	242,2	17:04'30.437	15	24.795	36.241	31.103	24.786	1'56.925	235,7	17:04'44.767
16	24.215	35.708	30.863	<b>24.335</b>	<b>1'55.121</b>	242,2	17:06'25.558	16	24.661	36.337	30.988	25.344	1'57.330	235,7	17:06'42.097
17	<b>24.081</b>	35.729	30.927	<b>24.501</b>	1'55.238	242,8	17:08'20.796	17	<b>24.474</b>	<b>35.985</b>	30.915	24.894	1'56.268	<b>243,3</b>	17:08'38.365
18	24.427	<b>35.622</b>	30.626	25.067	1'55.742	242,2	17:10'16.538	18	24.531	36.034	<b>30.836</b>	<b>24.656</b>	<b>1'56.057</b>	240,0	17:10'34.422
19	24.279	35.774	30.624	24.543	1'55.220	240,5	17:12'11.758	19	24.598	36.385	30.943	24.806	1'56.732	235,7	17:12'31.154
26° 51 A. SARMOON [1'55.611]								29° 71 T. EDWARDS [1'56.088]							
Lap	Seg1	Seg2	Seg3	Seg4	Lap Time	km/h	Local Time	Lap	Seg1	Seg2	Seg3	Seg4	Lap Time	km/h	Local Time
1							16:14'50.713	1							16:17'11.287
2	42.140	37.342	31.599	25.457	2'16.538P	174,1	16:17'07.251	2	25.222	37.790	32.227	27.355	2'02.594	235,2	16:19'13.881
3	24.547	35.950	30.928	48.846	2'20.271	<b>249,0</b>	16:19'27.522	3	25.246	36.982	32.593	5'05.437	6'40.258P	236,3	16:25'54.139
4	28.720	38.800	34.061	12'47.541	14'29.122P	190,0	16:33'56.644	4	41.621	37.875	32.296	24.930	2'16.722P	179,1	16:28'10.861
5	41.485	40.130	32.149	26.007	2'19.771P	127,8	16:36'16.415	5	24.648	36.534	31.375	25.685	1'58.242	242,2	16:30'09.103
6	38.359	38.254	31.090	26.451	2'14.154	238,9	16:38'30.569	6	26.099	35.865	31.212	24.653	1'57.829C	239,5	16:32'06.932
7	24.464	36.010	30.867	24.836	1'56.177	244,4	16:40'26.746	7	24.553	36.124	31.206	24.761	1'56.644C	245,6	16:34'03.576
8	<b>24.372</b>	36.370	30.695	24.733	1'56.170	243,9	16:42'22.916	8	24.484	36.071	31.175	24.755	1'56.485	245,0	16:36'00.061
9	24.927	36.383	30.944	24.770	1'57.024	241,1	16:44'19.940	9	24.363	35.888	31.374	4'14.994	5'46.619P	246,1	16:41'46.680
10	24.699	37.483	31.368	25.160	1'58.710	240,5	16:46'18.650	10	42.158	36.063	<b>30.789</b>	<b>24.088</b>	2'13.098P	156,3	16:43'59.778
11	24.978	<b>35.776</b>	<b>30.348</b>	12'07.990	13'39.092P	234,2	16:59'57.742	11	<b>24.239</b>	1'19.225	38.337	20'35.303	22'57.104P	<b>247,9</b>	17:06'56.882
12	39.674	38.633	30.726	26.370	2'15.403P	183,1	17:02'13.145	12	39.372	37.948	32.936	25.081	2'15.337P	157,7	17:09'12.219
13	24.662	35.986	30.671	24.759	1'56.078C	240,5	17:04'09.223	13	24.479	<b>35.743</b>	31.187	24.796	1'56.205	245,0	17:11'08.424
14	24.666	36.040	30.484	<b>24.421</b>	<b>1'55.611</b>	243,9	17:06'04.834	14	24.250	35.988	31.184	24.666	<b>1'56.088</b>	246,7	17:13'04.512
15	24.386	35.925	30.649	25.194	1'56.154	243,3	17:08'00.988								
16	24.471	36.032	30.573	24.616	1'55.692	246,7	17:09'56.680								
17	24.467	36.066	31.112	24.744	1'56.389	241,6	17:11'53.069								

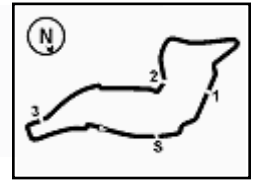
14/07/2023 P = Pits In/Out - C = Lap Time Cancelled

These data/results cannot be reproduced, stored and/or transmitted in whole or in part by any manner of electronic, mechanical, photocopying, recording, broadcasting or otherwise now known or herein after developed without the previous express consent by the copyright owner, except for reproduction in daily press and regular printed publications on sale to the public within 60 days of the event related to those data/results and always provided that copyright symbol appears together as follows below.

© DORNA WSBK ORGANIZATION Srl 2023







**Prometeon Italian Round, 14-16 July 2023**  
**Chronological Analysis Free Practice 2nd Session**

<b>30° 98 M. ABE [1'56.612]</b>							
Lap	Seg.1	Seg.2	Seg.3	Seg.4	Lap Time	km/h	Local Time
1							16:15'04.633
2	42.791	38.016	31.582	25.286	2'17.675P	177,6	16:17'22.308
3	28.875	37.625	31.492	26.744	2'04.736	240,5	16:19'27.044
4	24.843	37.231	33.077	5'16.951	6'52.102P	241,1	16:26'19.146
5	44.802	38.508	31.860	25.110	2'20.280P	169,3	16:28'39.426
6	25.081	36.711	31.414	24.781	1'57.987	228,6	16:30'37.413
7	25.446	37.519	31.368	24.826	1'59.159C	239,5	16:32'36.572
8	24.917	36.464	31.502	24.597	1'57.480C	241,1	16:34'34.052
9	25.330	37.022	<b>31.125</b>	24.755	1'58.232	240,0	16:36'32.284
10	24.806	36.908	31.186	<b>24.560</b>	1'57.460	240,5	16:38'29.744
11	24.737	36.398	31.222	24.892	1'57.249	<b>241,6</b>	16:40'26.993
12	24.750	37.052	31.340	11'09.712	12'42.854P	238,4	16:53'09.847
13	44.174	43.297	36.061	4'51.061	6'54.593P	163,1	17:00'04.440
14	40.497	37.178	31.326	24.628	2'13.629P	183,1	17:02'18.069
15	24.525	36.802	31.338	24.746	1'57.411C	238,9	17:04'15.480
16	24.985	36.634	31.312	24.771	1'57.702	239,5	17:06'13.182
17	24.627	36.651	31.264	24.661	1'57.203	240,5	17:08'10.385
18	<b>24.457</b>	36.567	31.183	24.623	1'56.830	239,5	17:10'07.215
19	24.470	<b>36.339</b>	31.140	24.663	<b>1'56.612</b>	241,1	17:12'03.827

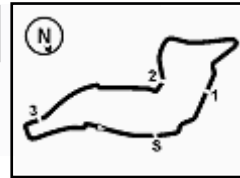
<b>31° 4 H. TRUELOVE [1'57.002]</b>							
Lap	Seg.1	Seg.2	Seg.3	Seg.4	Lap Time	km/h	Local Time
1		38.320	31.120	25.068		187,7	16:17'05.201
2	25.014	36.880	<b>30.645</b>	34.464	2'07.003C	243,9	16:19'12.204
3	29.196	36.699	31.828	5'45.422	7'23.145CP	218,2	16:26'35.349
4	37.537	36.703	31.327	24.834	2'10.401P	193,5	16:28'45.750
5	24.777	36.647	31.485	<b>24.764</b>	1'57.673	<b>247,9</b>	16:30'43.423
6	24.759	36.955	30.864	34.987	2'07.565C	246,7	16:32'50.988
7	25.519	36.560	31.082	24.992	1'58.153	245,0	16:34'49.141
8	24.947	36.357	37.738	8'06.549	9'45.591P	242,2	16:44'34.732
9	38.301	36.459	31.845	24.766	2'11.371P	146,8	16:46'46.103
10	24.680	37.473	30.772	25.325	1'58.250	245,0	16:48'44.353
11	24.880	36.864	31.696	3'23.743	4'57.183P	241,1	16:53'41.536
12					9'25.167P		17:03'06.703
13	38.163	38.104	31.821	25.035	2'13.123P	180,6	17:05'19.826
14	24.705	<b>36.080</b>	31.384	24.833	<b>1'57.002</b>	242,8	17:07'16.828
15	24.675	36.151	33.628	23.668	1'58.122C	244,4	17:09'14.950
16	27.861	37.111	31.454	24.771	2'01.197C	224,7	17:11'16.147
17	<b>24.527</b>	36.594	30.826	24.448	1'56.395C	243,3	17:13'12.542

14/07/2023 P = Pits In/Out - C = Lap Time Cancelled

These data/results cannot be reproduced, stored and/or transmitted in whole or in part by any manner of electronic, mechanical, photocopying, recording, broadcasting or otherwise now known or herein after developed without the previous express consent by the copyright owner, except for reproduction in daily press and regular printed publications on sale to the public within 60 days of the event related to those data/results and always provided that copyright symbol appears together as follows below.

© DORNA WSBK ORGANIZATION Srl 2023

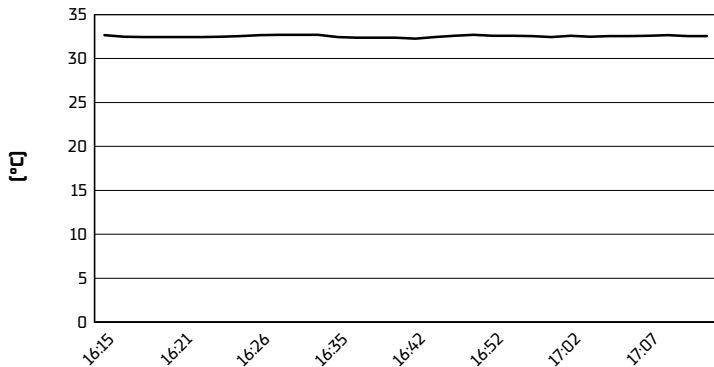




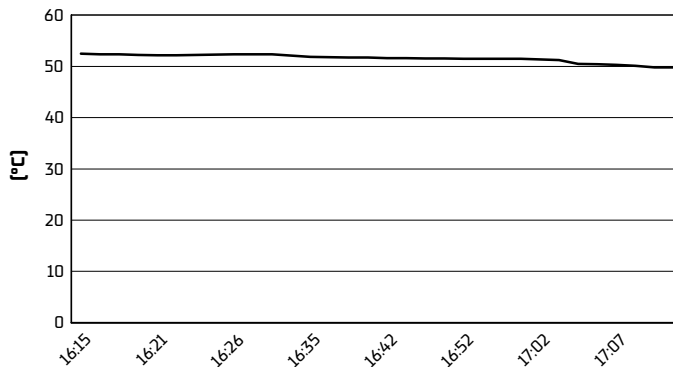
Imola Circuit 4.936 m

**Prometeon Italian Round, 14-16 July 2023**  
**Weather Report Free Practice 2nd Session**  
Session started 16:15 - Session ended 17:14

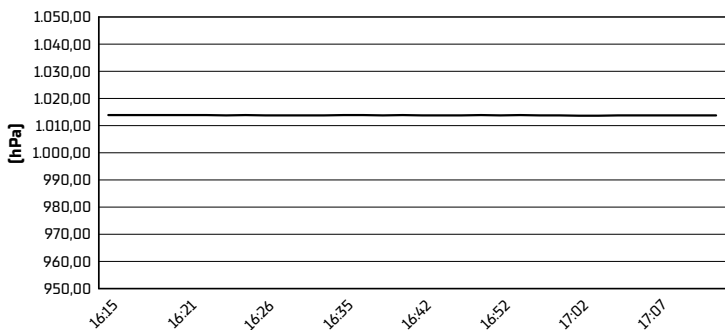
**Air Temperature**



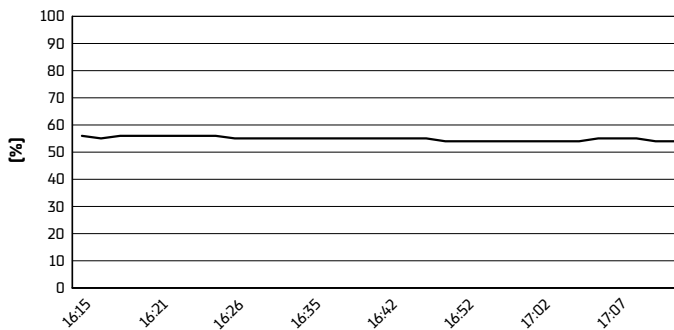
**Track Temperature**



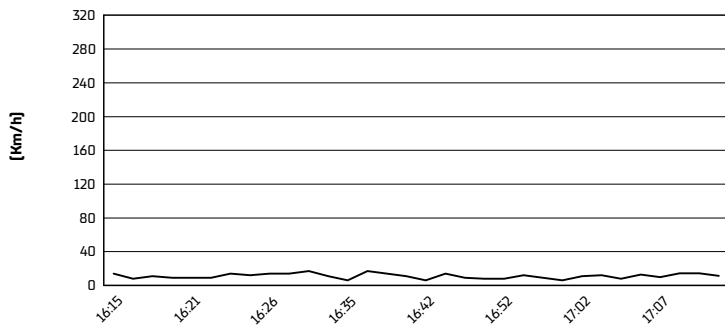
**Air Pressure**



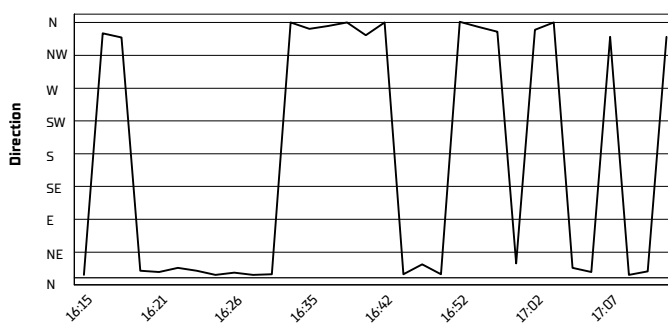
**Humidity**



**Wind Speed**



**Wind Direction**

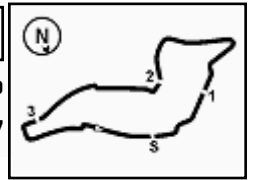


14/07/2023

These data/results cannot be reproduced, stored and/or transmitted in whole or in part by any manner of electronic, mechanical, photocopying, recording, broadcasting or otherwise now known or herein after developed without the previous express consent by the copyright owner, except for reproduction in daily press and regular printed publications on sale to the public within 60 days of the event related to those data/results and always provided that copyright symbol appears together as follows below.

© DORNA WSBK ORGANIZATION Srl 2023





Imola Circuit 4.936 m

**Prometeon Italian Round, 14-16 July 2023**  
**Best Laps & Speeds**

1 / 2

No.	Rider	Nat	Best Lap		FP1		FP2												
			LL	SPD	LL	SPD	LL	SPD											
1	<b>64 F. CARICASULO</b> Ducati Panigale V2	ITA	<b>1'51.257</b> 36 251,4		1'52.065 16 250,8		1'51.257 20 <b>251,4</b>												
2	<b>62 S. MANZI</b> Yamaha YZF R6	ITA	<b>1'52.002</b> 39 250,8		1'52.854 18 245,5		1'52.002 21 <b>250,8</b>												
3	<b>99 A. HUERTAS</b> Kawasaki ZX-6R	ESP	<b>1'52.010</b> 32 249,6		1'52.010 17 247,2		1'52.438 15 <b>249,6</b>												
4	<b>54 B. SOFIOGLU</b> MV Agusta F3 800 RR	TUR	<b>1'52.017</b> 40 251,4		1'53.476 19 247,2		1'52.017 21 <b>251,4</b>												
5	<b>11 N. BULEGA</b> Ducati Panigale V2	ITA	<b>1'52.044</b> 34 253,2		1'52.650 18 248,4		1'52.044 16 <b>253,2</b>												
6	<b>94 V. DEBISE</b> Yamaha YZF R6	FRA	<b>1'52.332</b> 41 249,6		1'53.419 18 249,0		1'52.332 23 <b>249,6</b>												
7	<b>3 R. DE ROSA</b> Ducati Panigale V2	ITA	<b>1'52.339</b> 38 250,8		1'53.064 17 248,4		1'52.339 21 <b>250,8</b>												
8	<b>13 L. OTTAVIANI</b> MV Agusta F3 800 RR	ITA	<b>1'52.505</b> 33 252,0		1'53.323 17 249,6		1'52.505 16 <b>252,0</b>												
9	<b>55 Y. MONTELLA</b> Ducati Panigale V2	ITA	<b>1'52.523</b> 26 249,0		1'52.641 16 <b>249,0</b>		1'52.523 10 247,8												
10	<b>66 N. TUULI</b> Triumph Street Triple RS 765	FIN	<b>1'52.544</b> 34 249,6		1'53.457 17 249,0		1'52.544 17 <b>249,6</b>												
11	<b>23 M. SCHROETTER</b> MV Agusta F3 800 RR	GER	<b>1'52.651</b> 40 249,0		1'53.771 20 246,1		1'52.651 20 <b>249,0</b>												
12	<b>9 J. NAVARRO</b> Yamaha YZF R6	ESP	<b>1'52.842</b> 40 247,2		1'53.289 20 245,5		1'52.842 20 <b>247,2</b>												
13	<b>6 E. PUSCEDDU</b> Yamaha YZF R6	ITA	<b>1'53.073</b> 30 246,1		1'53.551 14 240,5		1'53.073 16 <b>246,1</b>												
14	<b>21 F. FULIGNI</b> Yamaha YZF R6	ITA	<b>1'53.187</b> 35 250,2		1'54.491 15 247,8		1'53.187 20 <b>250,2</b>												
15	<b>27 A. DIAZ</b> Yamaha YZF R6	ESP	<b>1'53.307</b> 34 246,1		1'54.662 15 243,8		1'53.307 19 <b>246,1</b>												
16	<b>28 G. VAN STRAALLEN</b> Yamaha YZF R6	NED	<b>1'53.324</b> 29 247,2		1'53.699 17 <b>247,2</b>		1'53.324 12 <b>247,2</b>												
17	<b>25 A. VERDOIA</b> Yamaha YZF R6	FRA	<b>1'53.385</b> 17 245,5				1'53.385 17 <b>245,5</b>												
18	<b>69 T. BOOTH-AMOS</b> Kawasaki ZX-6R	GBR	<b>1'53.477</b> 35 246,1		1'55.064 18 244,4		1'53.477 17 <b>246,1</b>												
19	<b>29 N. SPINELLI</b> Yamaha YZF R6	ITA	<b>1'53.516</b> 34 243,8		1'54.973 15 242,7		1'53.516 19 <b>243,8</b>												
20	<b>14 L. MAHIAS</b> Kawasaki ZX-6R	FRA	<b>1'53.580</b> 32 243,3		1'54.031 16 241,0		1'53.580 16 <b>243,3</b>												
21	<b>22 F. FULIGNI</b> Ducati Panigale V2	ITA	<b>1'53.817</b> 37 249,0		1'54.055 17 247,2		1'53.817 20 <b>249,0</b>												
22	<b>73 M. KOFLER</b> Ducati Panigale V2	AUT	<b>1'53.894</b> 36 250,2		1'56.562 16 246,1		1'53.894 20 <b>250,2</b>												
23	<b>17 J. MCPHEE</b> Kawasaki ZX-6R	GBR	<b>1'54.818</b> 34 246,7		1'55.022 18 <b>246,7</b>		1'54.818 16 <b>246,7</b>												
24	<b>95 T. MACKENZIE</b> Honda CBR600RR	GBR	<b>1'54.989</b> 27 241,0		1'57.613 11 238,9		1'54.989 16 <b>241,0</b>												
25	<b>16 Y. OKAYA</b> Kawasaki ZX-6R	JPN	<b>1'55.036</b> 40 247,8		1'55.036 20 <b>247,8</b>		1'55.762 20 247,2												

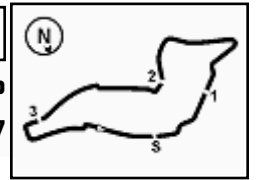
14/07/2023

These data/results cannot be reproduced, stored and/or transmitted in whole or in part by any manner of electronic, mechanical, photocopying, recording, broadcasting or otherwise now known or herein after developed without the previous express consent by the copyright owner, except for reproduction in daily press and regular printed publications on sale to the public within 60 days of the event related to those data/results and always provided that copyright symbol appears together as follows below.

© DORNA WSBK ORGANIZATION Srl 2023

FICR PERUGIA TIMING





Imola Circuit 4.936 m

2 / 2

**Prometeon Italian Round, 14-16 July 2023**  
**Best Laps & Speeds**

No.	Rider Bike	Nat	Best Lap		FP1		FP2							
			LL	SPD	LL	SPD	LL	SPD						
26	<b>68 L. POWER</b> Kawasaki ZX-6R	AUS	<b>1'55.121</b>		1'56.970		<b>1'55.121</b>							
			35	245,5	17	243,8	18	<b>245,5</b>						
27	<b>51 A. SARMOON</b> Yamaha YZF R6	THA	<b>1'55.387</b>		<b>1'55.387</b>		1'55.611							
			34	249,0	18	242,7	16	<b>249,0</b>						
28	<b>7 A. NORRODIN</b> Honda CBR600RR	MAS	<b>1'56.057</b>		1'58.781		<b>1'56.057</b>							
			23	243,3	5	<b>243,3</b>	18	<b>243,3</b>						
29	<b>71 T. EDWARDS</b> Yamaha YZF R6	AUS	<b>1'56.088</b>		1'58.417		<b>1'56.088</b>							
			15	247,8	2	241,6	13	<b>247,8</b>						
30	<b>24 A. WONGTHANANON</b> Yamaha YZF R6	THA	<b>1'56.444</b>		<b>1'56.444</b>									
			13	242,2	13	<b>242,2</b>								
31	<b>98 M. ABE</b> Yamaha YZF R6	JPN	<b>1'56.612</b>		1'57.946		<b>1'56.612</b>							
			32	241,6	14	239,4	18	<b>241,6</b>						
32	<b>4 H. TRUELOVE</b> Triumph Street Triple RS 765	GBR	<b>1'57.002</b>		1'57.883		<b>1'57.002</b>							
			33	247,8	17	243,8	16	<b>247,8</b>						
33	<b>32 D. BAYLISS</b> Ducati Panigale V2	AUS	<b>1'59.541</b>		<b>1'59.541</b>									
			6	244,4	6	<b>244,4</b>								

14/07/2023

These data/results cannot be reproduced, stored and/or transmitted in whole or in part by any manner of electronic, mechanical, photocopying, recording, broadcasting or otherwise now known or herein after developed without the previous express consent by the copyright owner, except for reproduction in daily press and regular printed publications on sale to the public within 60 days of the event related to those data/results and always provided that copyright symbol appears together as follows below.

© DORNA WSBK ORGANIZATION Srl 2023