

Prometeon Italian Round, 14-16 July 2023
Results Tissot Superpole

No.	Rider	Nat	Team	Bike	Class	Time	Gap	Rel.	Laps	Speed	
										Avg	Max
1	64 F. CARICASULO	ITA	Althea Racing Team	Ducati Panigale V2		1'50.779			6	160,406	249,6
2	11 N. BULEGA	ITA	Aruba.it Racing WorldSSP Team	Ducati Panigale V2		1'50.898	0.119	0.119	7	160,234	253,2
3	62 S. MANZI	ITA	Ten Kate Racing Yamaha	Yamaha YZF R6		1'51.247	0.468	0.349	8	159,731	249,0
4	23 M. SCHROETTER	GER	MV Agusta Reparto Corse	MV Agusta F3 800 RR		1'51.401	0.622	0.154	8	159,510	249,6
5	55 Y. MONTELLA	ITA	Barni Spark Racing Team	Ducati Panigale V2		1'51.800	1.021	0.399	6	158,941	249,0
6	54 B. SOFUOGLU	TUR	MV Agusta Reparto Corse	MV Agusta F3 800 RR		1'51.808	1.029	0.008	9	158,930	249,6
7	99 A. HUERTAS	ESP	MTM Kawasaki	Kawasaki ZX-6R		1'51.929	1.150	0.121	6	158,758	246,7
8	66 N. TUULI	FIN	PTR Triumph	Triumph Street Triple RS 765		1'51.991	1.212	0.062	6	158,670	250,8
9	9 J. NAVARRO	ESP	Ten Kate Racing Yamaha	Yamaha YZF R6		1'52.038	1.259	0.047	7	158,603	247,3
10	14 L. MAHIAS	FRA	Kawasaki Puccetti Racing	Kawasaki ZX-6R		1'52.245	1.466	0.207	5	158,311	243,9
11	13 L. OTTAVIANI	ITA	Extreme Racing Service	MV Agusta F3 800 RR		1'52.270	1.491	0.025	6	158,276	253,2
12	29 N. SPINELLI	ITA	VFT Racing WEBIKE Yamaha	Yamaha YZF R6		1'52.468	1.689	0.198	8	157,997	249,0
13	3 R. DE ROSA	ITA	Orelac Racing Verdnavatura	Ducati Panigale V2		1'52.687	1.908	0.219	7	157,690	251,4
14	94 V. DEBISE	FRA	GMT94 Yamaha	Yamaha YZF R6		1'52.719	1.940	0.032	5	157,645	246,1
15	22 F. FULIGNI	ITA	Orelac Racing Verdnavatura	Ducati Panigale V2	*	1'52.822	2.043	0.103	7	157,501	248,5
16	6 E. PUSCEDDU	ITA	J.Angel by Edaφος	Yamaha YZF R6		1'52.840	2.061	0.018	6	157,476	245,0
17	27 A. DIAZ	ESP	Arco Yart Yamaha WorldSSP	Yamaha YZF R6	*	1'53.119	2.340	0.279	8	157,088	249,0
18	69 T. BOOTH-AMOS	GBR	Motozoo ME AIR Racing	Kawasaki ZX-6R	*	1'53.129	2.350	0.010	6	157,074	247,3
19	28 G. VAN STRAALEN	NED	EAB Racing Team	Yamaha YZF R6		1'53.233	2.454	0.104	8	156,930	252,0
20	21 F. FULIGNI	ITA	Evan Bros. WorldSSP Yamaha Team	Yamaha YZF R6		1'53.322	2.543	0.089	7	156,806	252,0
21	73 M. KOFLER	AUT	D34G Racing	Ducati Panigale V2	*	1'53.593	2.814	0.271	6	156,432	247,3
22	25 A. VERDOIA	FRA	Yamaha Thailand Racing Team	Yamaha YZF R6		1'53.817	3.038	0.224	8	156,124	249,0
23	17 J. MCPHEE	GBR	Vince64 by Puccetti Racing	Kawasaki ZX-6R		1'54.276	3.497	0.459	7	155,497	247,9
24	51 A. SARMOON	THA	Yamaha Thailand Racing Team	Yamaha YZF R6		1'54.445	3.666	0.169	7	155,268	245,0
25	71 T. EDWARDS	AUS	Yart-Yamaha WorldSSP Team	Yamaha YZF R6	*	1'54.468	3.689	0.023	6	155,236	251,4
26	67 S. VALTULINI	ITA	ProDina Kawasaki Racing	Kawasaki ZX-6R	*	1'54.516	3.737	0.048	7	155,171	245,6
27	68 L. POWER	AUS	Motozoo ME AIR Racing	Kawasaki ZX-6R	*	1'54.876	4.097	0.360	6	154,685	240,5
28	95 T. MACKENZIE	GBR	PETRONAS MIE Racing Honda Team	Honda CBR600RR		1'54.897	4.118	0.021	6	154,657	236,8
29	98 M. ABE	JPN	VFT Racing WEBIKE Yamaha	Yamaha YZF R6	*	1'54.918	4.139	0.021	7	154,629	242,2
30	4 H. TRUELOVE	GBR	PTR Triumph	Triumph Street Triple RS 765		1'54.974	4.195	0.056	7	154,553	245,6
31	7 A. NORRODIN	MAS	PETRONAS MIE Racing Honda Team	Honda CBR600RR		1'55.231	4.452	0.257	7	154,209	239,5

Qualifying Lap Time (105% of 1'50.779): 1'56.318

* WorldSSP Challenge

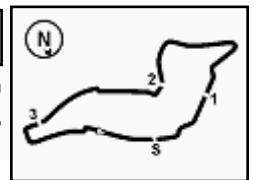
AIR	Humidity:	52%	Temp:	30°C
TRACK	Condition:	Dry	Temp:	45°C

Records	Pole	(SP)	2019 R.Krummenacher	1'50.239	161,190	Km/h
	Race	(RC)	2015 J.Cluzel	1'51.101	159,940	Km/h
	All Times	(SP)	2019 R.Krummenacher	1'50.239	161,190	Km/h

Start 15/07/2023 10:25 End 11:00 The results are provisional until the end of the time limit for protests and appeals and the completion of the technical checks.

These data/results cannot be reproduced, stored and/or transmitted in whole or in part by any manner of electronic, mechanical, photocopying, recording, broadcasting or otherwise now known or herein after developed without the previous express consent by the copyright owner, except for reproduction in daily press and regular printed publications on sale to the public within 60 days of the event related to those data/results and always provided that copyright symbol appears together as follows below.

© DORNA WSBK ORGANIZATION Srl 2023



Prometeon Italian Round, 14-16 July 2023
Results Tissot Superpole

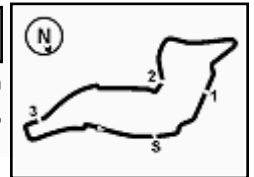
Session Highlights

Local Time	No. Rider	Description
10.25.00		Start
10.27.12	13 L. OTTAVIANI	Current and Following Lap Cancelled - Exceeded Track Limits - Turn 21
10.27.43	94 V. DEBISE	On the Gravel - Re-Joined - Turn 2
10.29.27	95 T. MACKENZIE	On the Gravel - Re-Joined - Turn 18
10.30.36	71 T. EDWARDS	On Asphalt - Re-Joined - Turn 12
10.31.02	4 H. TRUELOVE	Current and Following Lap Cancelled - Exceeded Track Limits - Turn 21
10.32.48	98 M. ABE	Current and Following Lap Cancelled - Exceeded Track Limits - Turn 21
10.33.33	9 J. NAVARRO	Lap Cancelled (1'52.946) - Exceeded Track Limits - Turn 21-22
10.34.37	7 A. NORRODIN	On Asphalt - Re-Joined - Turn 12
10.34.38	17 J. MCPHEE	On Asphalt - Re-Joined - Turn 12
10.36.41	4 H. TRUELOVE	Lap Cancelled (5'31.206) - Exceeded Track Limits - Turn 6
10.38.15	4 H. TRUELOVE	On Asphalt - Re-Joined - Turn 12
10.39.39	27 A. DIAZ	On the Gravel - Re-Joined - Turn 13
10.41.30	99 A. HUERTAS	Crashed - Turn 18
10.42.46	13 L. OTTAVIANI	Crashed - Turn 22
10.43.20	9 J. NAVARRO	Crashed - Turn 12
10.44.12		RED FLAG
10.44.33		SESSION ENDED
10.45.36	9 J. NAVARRO	Lap Cancelled (1'54.051) - Yellow Flag - Turn 17
10.45.41	28 G. VAN STRAALEN	Lap Cancelled (1'52.473) - Yellow Flag - Turn 17
10.45.46	25 A. VERDOIA	Lap Cancelled (1'54.094) - Yellow Flag - Turn 17
10.45.51	27 A. DIAZ	Lap Cancelled (1'54.053) - Yellow Flag - Turn 17
10.45.56	55 Y. MONTELLA	Lap Cancelled (4'45.438) - Yellow Flag - Turn 17
10.46.01	21 F. FULIGNI	Lap Cancelled (1'53.169) - Yellow Flag - Turn 17
10.46.06	23 M. SCHROETTER	Lap Cancelled (1'51.523) - Yellow Flag - Turn 17
10.46.11	71 T. EDWARDS	Lap Cancelled (1'56.987) - Yellow Flag - Turn 17
10.46.16	73 M. KOFLER	Lap Cancelled (1'56.894) - Yellow Flag - Turn 17
10.46.21	3 R. DE ROSA	Lap Cancelled (1'53.044) - Yellow Flag - Turn 17
10.46.31	22 F. FULIGNI	Lap Cancelled (1'54.987) - Yellow Flag - Turn 17
10.46.36	4 H. TRUELOVE	Lap Cancelled (1'56.858) - Yellow Flag - Turn 17
10.46.41	68 L. POWER	Lap Cancelled (1'56.773) - Yellow Flag - Turn 17
10.53.34	9 J. NAVARRO	Medical Centre
10.58.03	68 L. POWER	Lap Cancelled (1'56.773) - Yellow Flag - Turn 21-22
10.58.08	64 F. CARICASULO	Lap Cancelled (1'53.172) - Yellow Flag - Turn 21-22
10.58.13	66 N. TUULI	Lap Cancelled (1'53.122) - Yellow Flag - Turn 21-22
10.58.18	7 A. NORRODIN	Lap Cancelled (1'55.547) - Yellow Flag - Turn 21-22
10.58.23	95 T. MACKENZIE	Lap Cancelled (2'11.066) - Yellow Flag - Turn 21-22
10.58.28	67 S. VALTULINI	Lap Cancelled (1'54.734) - Yellow Flag - Turn 21-22
10.58.33	14 L. MAHIAS	Lap Cancelled (1'54.062) - Yellow Flag - Turn 21-22
10.58.38	94 V. DEBISE	Lap Cancelled (1'55.087) - Yellow Flag - Turn 21-22
10.58.43	17 J. MCPHEE	Lap Cancelled (1'54.261) - Yellow Flag - Turn 21-22
10.58.48	69 T. BOOTH-AMOS	Lap Cancelled (2'00.435) - Yellow Flag - Turn 21-22
10.58.53	98 M. ABE	Lap Cancelled (1'55.273) - Yellow Flag - Turn 21-22
10.58.58	54 B. SOFUOGLU	Lap Cancelled (2'06.863) - Yellow Flag - Turn 21-22
10.59.03	62 S. MANZI	Lap Cancelled (1'51.252) - Yellow Flag - Turn 21-22
10.59.08	51 A. SARMOON	Lap Cancelled (1'55.585) - Yellow Flag - Turn 21-22
10.59.13	29 N. SPINELLI	Lap Cancelled (1'56.913) - Yellow Flag - Turn 21-22
10.59.18	11 N. BULEGA	Lap Cancelled (1'50.743) - Yellow Flag - Turn 21-22
10.59.23	28 G. VAN STRAALEN	Lap Cancelled (1'52.651) - Yellow Flag - Turn 21-22
10.59.28	25 A. VERDOIA	Lap Cancelled (1'52.287) - Yellow Flag - Turn 21-22
10.59.33	55 Y. MONTELLA	Lap Cancelled (1'53.156) - Yellow Flag - Turn 21-22
10.59.38	27 A. DIAZ	Lap Cancelled (1'53.630) - Yellow Flag - Turn 21-22
10.59.43	6 E. PUSCEDDU	Lap Cancelled (2'00.071) - Yellow Flag - Turn 21-22
10.59.48	21 F. FULIGNI	Lap Cancelled (1'53.074) - Yellow Flag - Turn 21-22
11.00.10		End Of Session

Start 10:25 End 11:00 The results are provisional until the end of the time limit for protests and appeals and the completion of the technical checks.

These data/results cannot be reproduced, stored and/or transmitted in whole or in part by any manner of electronic, mechanical, photocopying, recording, broadcasting or otherwise now known or herein after developed without the previous express consent by the copyright owner, except for reproduction in daily press and regular printed publications on sale to the public within 60 days of the event related to those data/results and always provided that copyright symbol appears together as follows below.

© DORNA WSBK ORGANIZATION Srl 2023



Prometeon Italian Round, 14-16 July 2023
Results Tissot Superspole

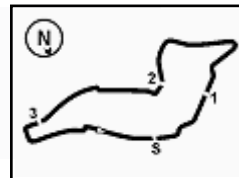
Fastest Laps Sequence

No.	Rider	Nat	Team	Bike	Local Time	Time	Gap	Avg
98	M. ABE	JPN	VFT Racing WEBIKE Yamaha	Yamaha YZF R6	10:29'01.382	1'55.488		153,865
27	A. DIAZ	ESP	Arco Yart Yamaha WorldSSP	Yamaha YZF R6	10:29'01.577	1'54.272	-1.216	155,503
62	S. MANZI	ITA	Ten Kate Racing Yamaha	Yamaha YZF R6	10:29'03.841	1'52.431	-1.841	158,049
14	L. MAHIAS	FRA	Kawasaki Puccetti Racing	Kawasaki ZX-6R	10:29'38.904	1'52.245	-0.186	158,311
11	N. BULEGA	ITA	Aruba.it Racing WorldSSP Team	Ducati Panigale V2	10:30'26.370	1'51.493	-0.752	159,379
62	S. MANZI	ITA	Ten Kate Racing Yamaha	Yamaha YZF R6	10:30'55.088	1'51.247	-0.246	159,731
11	N. BULEGA	ITA	Aruba.it Racing WorldSSP Team	Ducati Panigale V2	10:32'17.614	1'51.244	-0.003	159,735
64	F. CARICASULO	ITA	Althea Racing Team	Ducati Panigale V2	10:34'28.260	1'50.779	-0.465	160,406

Start 15/07/2023 10:25 End 11:00 The results are provisional until the end of the time limit for protests and appeals and the completion of the technical checks.

These data/results cannot be reproduced, stored and/or transmitted in whole or in part by any manner of electronic, mechanical, photocopying, recording, broadcasting or otherwise now known or herein after developed without the previous express consent by the copyright owner, except for reproduction in daily press and regular printed publications on sale to the public within 60 days of the event related to those data/results and always provided that copyright symbol appears together as follows below.

© DORNA WSBK ORGANIZATION Srl 2023



Imola Circuit 4.936 m

Prometeon Italian Round, 14-16 July 2023

Starting Grid - Race 1 (17 Laps x 4,936 km = 83,912 km)

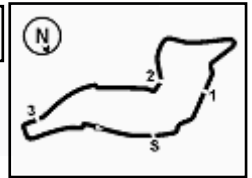
1	1	64 CARICASULO F. Ducati 1'50.779	2	11 BULEGA N. Ducati 1'50.898	3	62 MANZI S. Yamaha 1'51.247
2	4	23 SCHROETTER M. MV Agusta 1'51.401	5	55 MONTELLA Y. Ducati 1'51.800	6	54 SOFUOGLU B. MV Agusta 1'51.808
3	7	99 HUERTAS A. Kawasaki 1'51.929	8	66 TUULI N. Triumph 1'51.991	9	9 NAVARRO J. Yamaha 1'52.038
4	10	14 MAHIAS L. Kawasaki 1'52.245	11	13 OTTAVIANI L. MV Agusta 1'52.270	12	29 SPINELLI N. Yamaha 1'52.468
5	13	3 DE ROSA R. Ducati 1'52.687	14	94 DEBISE V. Yamaha 1'52.719	15	22 FULIGNI F. Ducati 1'52.822
6	16	6 PUSCEDDU E. Yamaha 1'52.840	17	27 DIAZ A. Yamaha 1'53.119	18	69 BOOTH-AMOS T. Kawasaki 1'53.129
7	19	28 VAN STRAALLEN G. Yamaha 1'53.233	20	21 FULIGNI F. Yamaha 1'53.322	21	73 KOFLER M. Ducati 1'53.593
8	22	25 VERDOIA A. Yamaha 1'53.817	23	17 MCPHEE J. Kawasaki 1'54.276	24	51 SARMOON A. Yamaha 1'54.445
9	25	71 EDWARDS T. Yamaha 1'54.468	26	67 VALTULINI S. Kawasaki 1'54.516	27	68 POWER L. Kawasaki 1'54.876
10	28	95 MACKENZIE T. Honda 1'54.897	29	98 ABE M. Yamaha 1'54.918	30	4 TRUELOVE H. Triumph 1'54.974
11	31	7 NORRODIN A. Honda 1'55.231				

N.13 (Ottaviani L.) has been penalized with a 1xLLP for slow riding/irresponsible riding
N.6 (Pusceddu E.) has been penalized with a 1xLLP for slow riding/irresponsible riding

15/07/2023 The Race Director

* = Penalized

These data/results cannot be reproduced, stored and/or transmitted in whole or in part by any manner of electronic, mechanical, photocopying, recording, broadcasting or otherwise now known or herein after developed without the previous express consent by the copyright owner, except for reproduction in daily press and regular printed publications on sale to the public within 60 days of the event related to those data/results and always provided that copyright symbol appears together as follows below. © DORNA WSBK ORGANIZATION Srl 2023



Prometeon Italian Round, 14-16 July 2023
Best Sectors & Speed Tissot Superpole

Imola Circuit 4.936 m

BEST LAP		
1	64 F. CARICASULO	Ducati Panigale V2 1'50.779
2	11 N. BULEGA	Ducati Panigale V2 1'50.898
3	62 S. MANZI	Yamaha YZF R6 1'51.247
4	23 M. SCHROETTER	MV Agusta F3 800 RR 1'51.401
5	55 Y. MONTELLA	Ducati Panigale V2 1'51.800
6	54 B. SOFUOGLU	MV Agusta F3 800 RR 1'51.808
7	99 A. HUERTAS	Kawasaki ZX-6R 1'51.929
8	66 N. TUULI	Triumph Street Triple RS 765 1'51.991
9	9 J. NAVARRO	Yamaha YZF R6 1'52.038
10	14 L. MAHIAS	Kawasaki ZX-6R 1'52.245
11	13 L. OTTAVIANI	MV Agusta F3 800 RR 1'52.270
12	29 N. SPINELLI	Yamaha YZF R6 1'52.468
13	3 R. DE ROSA	Ducati Panigale V2 1'52.687
14	94 V. DEBISE	Yamaha YZF R6 1'52.719
15	22 F. FULIGNI	Ducati Panigale V2 1'52.822
16	6 E. PUSCEDDU	Yamaha YZF R6 1'52.840
17	27 A. DIAZ	Yamaha YZF R6 1'53.119
18	69 T. BOOTH-AMOS	Kawasaki ZX-6R 1'53.129
19	28 G. VAN STRAALEN	Yamaha YZF R6 1'53.233
20	21 F. FULIGNI	Yamaha YZF R6 1'53.322
21	73 M. KOFLER	Ducati Panigale V2 1'53.593
22	25 A. VERDOIA	Yamaha YZF R6 1'53.817
23	17 J. MCPHEE	Kawasaki ZX-6R 1'54.276
24	51 A. SARMOON	Yamaha YZF R6 1'54.445
25	71 T. EDWARDS	Yamaha YZF R6 1'54.468
26	67 S. VALTULINI	Kawasaki ZX-6R 1'54.516
27	68 L. POWER	Kawasaki ZX-6R 1'54.876
28	95 T. MACKENZIE	Honda CBR600RR 1'54.897
29	98 M. ABE	Yamaha YZF R6 1'54.918
30	4 H. TRUELOVE	Triumph Street Triple RS 765 1'54.974
31	7 A. NORRODIN	Honda CBR600RR 1'55.231

SPEED		
1	11 N. BULEGA	Ducati Panigale V2 253,2
2	13 L. OTTAVIANI	MV Agusta F3 800 RR 253,2
3	21 F. FULIGNI	Yamaha YZF R6 252,0
4	28 G. VAN STRAALEN	Yamaha YZF R6 252,0
5	71 T. EDWARDS	Yamaha YZF R6 251,4
6	3 R. DE ROSA	Ducati Panigale V2 251,4
7	66 N. TUULI	Triumph Street Triple RS 765 250,8
8	54 B. SOFUOGLU	MV Agusta F3 800 RR 249,6
9	23 M. SCHROETTER	MV Agusta F3 800 RR 249,6
10	64 F. CARICASULO	Ducati Panigale V2 249,6
11	27 A. DIAZ	Yamaha YZF R6 249,0
12	62 S. MANZI	Yamaha YZF R6 249,0
13	25 A. VERDOIA	Yamaha YZF R6 249,0
14	29 N. SPINELLI	Yamaha YZF R6 249,0
15	55 Y. MONTELLA	Ducati Panigale V2 249,0
16	22 F. FULIGNI	Ducati Panigale V2 248,5
17	17 J. MCPHEE	Kawasaki ZX-6R 247,9
18	73 M. KOFLER	Ducati Panigale V2 247,3
19	69 T. BOOTH-AMOS	Kawasaki ZX-6R 247,3
20	9 J. NAVARRO	Yamaha YZF R6 247,3
21	99 A. HUERTAS	Kawasaki ZX-6R 246,7
22	94 V. DEBISE	Yamaha YZF R6 246,1
23	4 H. TRUELOVE	Triumph Street Triple RS 765 245,6
24	67 S. VALTULINI	Kawasaki ZX-6R 245,6
25	51 A. SARMOON	Yamaha YZF R6 245,0
26	6 E. PUSCEDDU	Yamaha YZF R6 245,0
27	14 L. MAHIAS	Kawasaki ZX-6R 243,9
28	98 M. ABE	Yamaha YZF R6 242,2
29	68 L. POWER	Kawasaki ZX-6R 240,5
30	7 A. NORRODIN	Honda CBR600RR 239,5
31	95 T. MACKENZIE	Honda CBR600RR 236,8

SEG. 1		
1	11 N. BULEGA	23.175
2	64 F. CARICASULO	23.276
3	62 S. MANZI	23.359
4	23 M. SCHROETTER	23.529
5	3 R. DE ROSA	23.553
6	9 J. NAVARRO	23.557
7	55 Y. MONTELLA	23.582
8	54 B. SOFUOGLU	23.625
9	94 V. DEBISE	23.658
10	99 A. HUERTAS	23.675
11	66 N. TUULI	23.680
12	22 F. FULIGNI	23.707
13	13 L. OTTAVIANI	23.717
14	29 N. SPINELLI	23.741
15	25 A. VERDOIA	23.754
16	14 L. MAHIAS	23.798
17	28 G. VAN STRAALEN	23.828
18	71 T. EDWARDS	23.850
19	27 A. DIAZ	23.865
20	73 M. KOFLER	23.871
21	69 T. BOOTH-AMOS	23.900
22	6 E. PUSCEDDU	23.913
23	21 F. FULIGNI	23.919
24	17 J. MCPHEE	23.928
25	67 S. VALTULINI	24.147
26	51 A. SARMOON	24.149
27	7 A. NORRODIN	24.202
28	68 L. POWER	24.209
29	4 H. TRUELOVE	24.297
30	98 M. ABE	24.312
31	95 T. MACKENZIE	24.365

SEG. 2		
1	11 N. BULEGA	34.379
2	62 S. MANZI	34.383
3	64 F. CARICASULO	34.401
4	23 M. SCHROETTER	34.511
5	9 J. NAVARRO	34.575
6	3 R. DE ROSA	34.602
7	66 N. TUULI	34.631
8	99 A. HUERTAS	34.633
9	54 B. SOFUOGLU	34.656
10	55 Y. MONTELLA	34.715
11	94 V. DEBISE	34.792
12	28 G. VAN STRAALEN	34.796
13	14 L. MAHIAS	34.822
14	13 L. OTTAVIANI	34.847
15	25 A. VERDOIA	34.852
16	71 T. EDWARDS	34.859
17	29 N. SPINELLI	34.883
18	6 E. PUSCEDDU	34.939
19	22 F. FULIGNI	34.947
20	73 M. KOFLER	34.961
21	27 A. DIAZ	35.009
22	21 F. FULIGNI	35.026
23	17 J. MCPHEE	35.153
24	51 A. SARMOON	35.208
25	69 T. BOOTH-AMOS	35.223
26	4 H. TRUELOVE	35.352
27	67 S. VALTULINI	35.415
28	68 L. POWER	35.456
29	95 T. MACKENZIE	35.574
30	98 M. ABE	35.663
31	7 A. NORRODIN	35.707

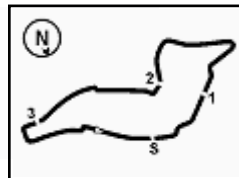
SEG. 3		
1	11 N. BULEGA	29.296
2	99 A. HUERTAS	29.333
3	62 S. MANZI	29.507
4	23 M. SCHROETTER	29.550
5	9 J. NAVARRO	29.551
6	64 F. CARICASULO	29.619
7	54 B. SOFUOGLU	29.718
8	28 G. VAN STRAALEN	29.722
9	66 N. TUULI	29.760
10	25 A. VERDOIA	29.762
11	94 V. DEBISE	29.770
12	29 N. SPINELLI	29.781
13	55 Y. MONTELLA	29.782
14	14 L. MAHIAS	29.783
15	13 L. OTTAVIANI	29.792
16	3 R. DE ROSA	29.837
17	21 F. FULIGNI	29.941
18	22 F. FULIGNI	29.960
19	6 E. PUSCEDDU	30.006
20	69 T. BOOTH-AMOS	30.008
21	27 A. DIAZ	30.028
22	73 M. KOFLER	30.186
23	67 S. VALTULINI	30.263
24	95 T. MACKENZIE	30.275
25	51 A. SARMOON	30.310
26	17 J. MCPHEE	30.397
27	4 H. TRUELOVE	30.401
28	68 L. POWER	30.410
29	98 M. ABE	30.429
30	7 A. NORRODIN	30.471
31	71 T. EDWARDS	30.527

SEG. 4		
1	64 F. CARICASULO	23.307
2	55 Y. MONTELLA	23.596
3	62 S. MANZI	23.614
4	27 A. DIAZ	23.655
5	23 M. SCHROETTER	23.712
6	14 L. MAHIAS	23.727
7	54 B. SOFUOGLU	23.727
8	66 N. TUULI	23.734
9	11 N. BULEGA	23.778
10	6 E. PUSCEDDU	23.848
11	13 L. OTTAVIANI	23.850
12	99 A. HUERTAS	23.878
13	21 F. FULIGNI	23.889
14	25 A. VERDOIA	23.935
15	69 T. BOOTH-AMOS	23.940
16	9 J. NAVARRO	23.948
17	22 F. FULIGNI	24.028
18	28 G. VAN STRAALEN	24.042
19	29 N. SPINELLI	24.045
20	3 R. DE ROSA	24.046
21	94 V. DEBISE	24.121
22	73 M. KOFLER	24.143
23	98 M. ABE	24.258
24	67 S. VALTULINI	24.269
25	95 T. MACKENZIE	24.312
26	51 A. SARMOON	24.326
27	68 L. POWER	24.374
28	17 J. MCPHEE	24.437
29	71 T. EDWARDS	24.496
30	7 A. NORRODIN	24.553
31	4 H. TRUELOVE	24.658

15/07/2023

These data/results cannot be reproduced, stored and/or transmitted in whole or in part by any manner of electronic, mechanical, photocopying, recording, broadcasting or otherwise now known or herein after developed without the previous express consent by the copyright owner, except for reproduction in daily press and regular printed publications on sale to the public within 60 days of the event related to those data/results and always provided that copyright symbol appears together as follows below.

© DORNA WSBK ORGANIZATION Srl 2023



Imola Circuit 4.936 m

Prometeon Italian Round, 14-16 July 2023
Ideal Times Tissot Superpole

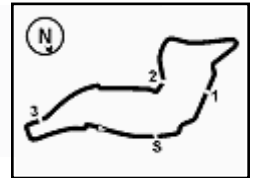
No.	Rider	Nat	Bike	Seg. 1	Seg. 2	Seg. 3	Seg. 4	Ideal Time		
				Diff. 1	Diff. 2	Diff. 3	Diff. 4	Best Lap	Pos.	Diff.
1	64 F. CARICASULO	ITA	Ducati Panigale V2	23.276 +0.085	34.401 +0.091	29.619	23.307	1'50.603 1'50.779	1	0.176
2	11 N. BULEGA	ITA	Ducati Panigale V2	23.175 +0.262	34.379	29.296 +0.001	23.778 +0.007	1'50.628 1'50.898	2	0.270
3	62 S. MANZI	ITA	Yamaha YZF R6	23.359	34.383 +0.272	29.507 +0.071	23.614 +0.041	1'50.863 1'51.247	3	0.384
4	23 M. SCHROETTER	GER	MV Agusta F3 800 RR	23.529	34.511	29.550 +0.028	23.712 +0.071	1'51.302 1'51.401	4	0.099
5	99 A. HUERTAS	ESP	Kawasaki ZX-6R	23.675 +0.012	34.633 +0.140	29.333 +0.248	23.878 +0.010	1'51.519 1'51.929	7	0.410
6	9 J. NAVARRO	ESP	Yamaha YZF R6	23.557 +0.256	34.575 +0.151	29.551	23.948	1'51.631 1'52.038	9	0.407
7	55 Y. MONTELLA	ITA	Ducati Panigale V2	23.582 +0.022	34.715	29.782 +0.103	23.596	1'51.675 1'51.800	5	0.125
8	54 B. SOFUOGLU	TUR	MV Agusta F3 800 RR	23.625	34.656 +0.082	29.718	23.727	1'51.726 1'51.808	6	0.082
9	66 N. TUULI	FIN	Triumph Street Triple RS 765	23.680 +0.137	34.631	29.760 +0.049	23.734	1'51.805 1'51.991	8	0.186
10	3 R. DE ROSA	ITA	Ducati Panigale V2	23.553 +0.233	34.602 +0.302	29.837 +0.110	24.046 +0.004	1'52.038 1'52.687	13	0.649
11	14 L. MAHIAS	FRA	Kawasaki ZX-6R	23.798 +0.023	34.822 +0.026	29.783 +0.066	23.727	1'52.130 1'52.245	10	0.115
12	13 L. OTTAVIANI	ITA	MV Agusta F3 800 RR	23.717 +0.064	34.847	29.792	23.850	1'52.206 1'52.270	11	0.064
13	25 A. VERDOIA	FRA	Yamaha YZF R6	23.754 +0.131	34.852 +0.476	29.762 +0.603	23.935 +0.304	1'52.303 1'53.817	22	1.514
14	94 V. DEBISE	FRA	Yamaha YZF R6	23.658 +0.351	34.792 +0.027	29.770	24.121	1'52.341 1'52.719	14	0.378
15	28 G. VAN STRAALEN	NED	Yamaha YZF R6	23.828 +0.087	34.796 +0.302	29.722 +0.183	24.042 +0.273	1'52.388 1'53.233	19	0.845
16	29 N. SPINELLI	ITA	Yamaha YZF R6	23.741 +0.018	34.883	29.781	24.045	1'52.450 1'52.468	12	0.018
17	27 A. DIAZ	ESP	Yamaha YZF R6	23.865 +0.500	35.009	30.028	23.655 +0.062	1'52.557 1'53.119	17	0.562
18	22 F. FULIGNI	ITA	Ducati Panigale V2	23.707 +0.180	34.947	29.960	24.028	1'52.642 1'52.822	15	0.180
19	6 E. PUSCEDDU	ITA	Yamaha YZF R6	23.913 +0.076	34.939	30.006	23.848 +0.058	1'52.706 1'52.840	16	0.134
20	21 F. FULIGNI	ITA	Yamaha YZF R6	23.919 +0.001	35.026	29.941 +0.054	23.889 +0.492	1'52.775 1'53.322	20	0.547
21	69 T. BOOTH-AMOS	GBR	Kawasaki ZX-6R	23.900 +0.058	35.223	30.008	23.940	1'53.071 1'53.129	18	0.058
22	73 M. KOFLER	AUT	Ducati Panigale V2	23.871 +0.201	34.961 +0.231	30.186	24.143	1'53.161 1'53.593	21	0.432
23	71 T. EDWARDS	AUS	Yamaha YZF R6	23.850 +0.172	34.859 +0.564	30.527	24.496	1'53.732 1'54.468	25	0.736
24	17 J. MCPHEE	GBR	Kawasaki ZX-6R	23.928 +0.172	35.153 +0.117	30.397	24.437 +0.072	1'53.915 1'54.276	23	0.361
25	51 A. SARMOON	THA	Yamaha YZF R6	24.149 +0.229	35.208	30.310	24.326 +0.223	1'53.993 1'54.445	24	0.452
26	67 S. VALTULINI	ITA	Kawasaki ZX-6R	24.147 +0.333	35.415 +0.054	30.263	24.269 +0.035	1'54.094 1'54.516	26	0.422
27	68 L. POWER	AUS	Kawasaki ZX-6R	24.209	35.456 +0.132	30.410 +0.295	24.374	1'54.449 1'54.876	27	0.427
28	95 T. MACKENZIE	GBR	Honda CBR600RR	24.365 +0.153	35.574 +0.218	30.275	24.312	1'54.526 1'54.897	28	0.371
29	98 M. ABE	JPN	Yamaha YZF R6	24.312 +0.100	35.663 +0.094	30.429	24.258 +0.062	1'54.662 1'54.918	29	0.256
30	4 H. TRUELOVE	GBR	Triumph Street Triple RS 765	24.297 +0.266	35.352	30.401	24.658	1'54.708 1'54.974	30	0.266
31	7 A. NORRODIN	MAS	Honda CBR600RR	24.202 +0.244	35.707 +0.054	30.471	24.553	1'54.933 1'55.231	31	0.298
Overall Ideal Time				23.175	34.379	29.296	23.307	1'50.157		

15/07/2023

These data/results cannot be reproduced, stored and/or transmitted in whole or in part by any manner of electronic, mechanical, photocopying, recording, broadcasting or otherwise now known or herein after developed without the previous express consent by the copyright owner, except for reproduction in daily press and regular printed publications on sale to the public within 60 days of the event related to those data/results and always provided that copyright symbol appears together as follows below.

© DORNA WSBK ORGANIZATION Srl 2023

FIGR PERUGIA TIMING

Prometeon Italian Round, 14-16 July 2023
Chronological Analysis Tissot Superpole

1° 64 F. CARICASULO [1'50.779]							
Lap	Seg1	Seg2	Seg3	Seg4	Lap Time	km/h	Local Time
1		36.000	30.555	24.177		187,0	10:28'54.317
2	23.640	34.624	29.803	23.685	1'51.752	246,7	10:30'46.069
3	23.411	34.622	29.833	23.546	1'51.412	248,5	10:32'37.481
4	23.361	34.492	29.619	23.307	1'50.779	249,0	10:34'28.260
5	23.613	35.642	30.784	40.101	2'10.140P	248,5	10:36'38.400
6	2'55.461	35.110	30.147	28.427	4'29.145P	189,3	10:41'07.545
7	23.276	34.401	30.136	25.359	1'53.172C	246,7	10:43'00.717

2° 11 N. BULEGA [1'50.898]							
Lap	Seg1	Seg2	Seg3	Seg4	Lap Time	km/h	Local Time
1		35.450	33.095	24.023		180,3	10:28'34.877
2	23.675	34.551	29.485	23.782	1'51.493	247,9	10:30'26.370
3	23.392	34.487	29.547	23.818	1'51.244	249,0	10:32'17.614
4	23.363	35.675	31.255	39.376	2'09.669P	249,6	10:34'27.283
5	2'16.220	35.347	29.922	23.778	3'45.267P	194,6	10:38'12.550
6	23.379	35.006	29.598	23.921	1'51.904	248,5	10:40'04.454
7	23.437	34.379	29.297	23.785	1'50.898	249,0	10:41'55.352
8	23.240	34.391	29.296	23.816	1'50.743C	250,8	10:43'46.095

3° 62 S. MANZI [1'51.247]							
Lap	Seg1	Seg2	Seg3	Seg4	Lap Time	km/h	Local Time
1							10:24'51.611
2	47.709	35.583	31.532	24.975	2'19.799P	160,1	10:27'11.410
3	23.437	35.496	29.714	23.784	1'52.431	249,0	10:29'03.841
4	23.359	34.655	29.578	23.655	1'51.247	247,9	10:30'55.088
5	23.629	34.822	29.596	23.614	1'51.661	249,0	10:32'46.749
6	25.089	37.091	31.652	3'23.849	4'57.681P	241,6	10:37'44.430
7	38.348	34.762	29.628	23.691	2'06.429P	177,6	10:39'50.859
8	23.598	34.383	29.556	23.847	1'51.384	245,0	10:41'42.243
9	23.497	34.432	29.507	23.816	1'51.252C	245,6	10:43'33.495

4° 23 M. SCHROETTER [1'51.401]							
Lap	Seg1	Seg2	Seg3	Seg4	Lap Time	km/h	Local Time
1							10:25'40.436
2	39.313	36.560	30.513	25.157	2'11.543P	199,3	10:27'51.979
3	23.958	34.893	29.818	23.767	1'52.436	249,0	10:29'44.415
4	23.714	34.593	29.731	23.712	1'51.750	248,5	10:31'36.165
5	23.529	34.511	29.578	23.783	1'51.401	249,6	10:33'27.566
6	23.550	34.613	31.818	3'25.362	4'55.343P	248,5	10:38'22.909
7	46.660	36.077	31.531	24.449	2'18.717P	71,8	10:40'41.626
8	23.644	34.593	29.550	23.736	1'51.523C	246,1	10:42'33.149
9	23.613	34.639	29.758	23.644	1'51.654C	244,4	10:44'24.803

5° 55 Y. MONTELLA [1'51.800]							
Lap	Seg1	Seg2	Seg3	Seg4	Lap Time	km/h	Local Time
1		43.119	32.434	41.118		191,0	10:27'26.750
2	1'35.014	37.419	30.335	38.647	3'21.415P	191,7	10:30'48.165
3	1'02.765	35.000	29.973	23.880	2'31.618P	193,5	10:33'19.783
4	23.604	34.715	29.885	23.596	1'51.800	246,7	10:35'11.583
5	23.607	34.915	29.782	38.051	2'06.355P	246,7	10:37'17.938
6	3'16.236	34.872	30.389	23.941	4'45.438CP	147,6	10:42'03.376
7	23.582	34.898	30.232	24.444	1'53.156C	249,0	10:43'56.532

6° 54 B. SOFUOGLU [1'51.808]							
Lap	Seg1	Seg2	Seg3	Seg4	Lap Time	km/h	Local Time
1							10:25'37.851
2	39.747	36.663	30.773	24.531	2'11.714P	194,6	10:27'49.565
3	23.988	35.167	30.157	23.905	1'53.217	245,6	10:29'42.782
4	23.740	34.656	29.800	23.758	1'51.954	246,7	10:31'34.736
5	23.625	34.738	29.718	23.727	1'51.808	249,6	10:33'26.544

6	25.072	36.571	30.519	41.719	2'13.881P	247,3	10:35'40.425	
7							1'33.031P	10:37'13.456
8	39.196	43.626	30.997	24.550	2'18.369P	188,0	10:39'31.825	
9	23.723	34.715	29.855	24.133	1'52.426	246,7	10:41'24.251	
10	23.761	47.772	30.878	24.452	2'06.863C	246,1	10:43'31.114	

7° 99 A. HUERTAS [1'51.929]							
Lap	Seg1	Seg2	Seg3	Seg4	Lap Time	km/h	Local Time
1							10:25'36.432
2	36.736	35.289	32.928	24.140	2'09.093P	191,0	10:27'45.525
3	23.873	35.080	29.784	23.882	1'52.619	243,3	10:29'38.144
4	25.023	35.271	30.087	24.562	1'54.943	243,3	10:31'33.087
5	23.687	34.773	29.581	23.888	1'51.929	245,0	10:33'25.016
6	23.755	35.488	31.274	2'41.114	4'11.631P	246,1	10:37'36.647
7	40.262	37.534	33.099	23.878	2'14.773P	163,1	10:39'51.420

8° 66 N. TUULI [1'51.991]							
Lap	Seg1	Seg2	Seg3	Seg4	Lap Time	km/h	Local Time
1							10:25'33.154
2	43.957	37.434	31.040	24.607	2'17.038P	189,7	10:27'50.192
3	23.970	35.086	30.030	23.993	1'53.079	249,0	10:29'43.271
4	23.817	34.631	29.809	23.734	1'51.991	249,6	10:31'35.262
5	23.708	35.831	30.447	5'34.182	7'04.168P	250,8	10:38'39.430
6	54.772	35.249	30.173	28.365	2'28.559P	193,1	10:41'07.989
7	23.680	34.673	29.760	25.009	1'53.122C	247,3	10:43'01.111

9° 9 J. NAVARRO [1'52.038]							
Lap	Seg1	Seg2	Seg3	Seg4	Lap Time	km/h	Local Time
1							10:24'56.874
2	42.807	36.463	31.888	35.850	2'27.008P	157,7	10:27'23.882
3	23.921	35.081	29.837	24.107	1'52.946C	244,4	10:29'16.828
4	23.813	34.726	29.551	23.948	1'52.038	244,4	10:31'08.866
5	23.715	34.795	29.907	24.043	1'52.460	246,7	10:33'01.326
6	24.773	35.835	30.484	3'25.488	4'56.580P	232,1	10:37'57.906
7	37.450	36.582	30.602	24.682	2'09.316P	178,8	10:40'07.222
8	23.692	34.575	30.152	25.632	1'54.051C	245,6	10:42'01.273

10° 14 L. MAHIAS [1'52.245]							
Lap	Seg1	Seg2	Seg3	Seg4	Lap Time	km/h	Local Time
1							10:25'36.431
2	37.156	35.405	33.526	24.141	2'10.228P	188,0	10:27'46.659
3	23.821	34.848	29.849	23.727	1'52.245	243,3	10:29'38.904
4	23.915	35.264	30.147	7'57.276	9'26.602P	243,9	10:39'05.506
5	37.147	35.204	34.646	29.229	2'16.226P	183,8	10:41'21.732
6	23.798	34.822	29.783	25.659	1'54.062C	243,9	10:43'15.794

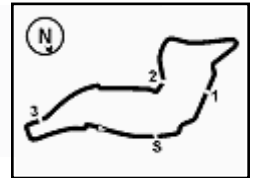
11° 13 L. OTTAVIANI [1'52.270]								
Lap	Seg1	Seg2	Seg3	Seg4	Lap Time	km/h	Local Time	
1		42.678	33.212	28.445		C	189,3	10:27'14.772
2	33.570	36.412	33.309	25.257	2'08.548C	197,8	10:29'23.320	
3	23.972	35.053	29.982	23.900	1'52.907	245,0	10:31'16.227	
4	24.893	37.562	32.223	29.716	2'04.394	245,0	10:33'20.621	
5	23.781	34.847	29.792	23.850	1'52.270	246,1	10:35'12.891	
6	24.237	35.597	30.165	37.954	2'07.953P	242,8	10:37'20.844	
7	1'27.478	43.428	42.747	27.827	3'21.480P	155,6	10:40'42.324	

12° 29 N. SPINELLI [1'52.468]							
Lap	Seg1	Seg2	Seg3	Seg4	Lap Time	km/h	Local Time
1							10:24'58.393
2	41.457	36.546	31.340	26.399	2'15.742P	156,3	10:27'14.135
3	24.170	35.703	29.969	24.437	1'54.279	246,7	10:29'08.414

15/07/2023 P = Pits In/Out - C = Lap Time Cancelled

These data/results cannot be reproduced, stored and/or transmitted in whole or in part by any manner of electronic, mechanical, photocopying, recording, broadcasting or otherwise now known or herein after developed without the previous express consent by the copyright owner, except for reproduction in daily press and regular printed publications on sale to the public within 60 days of the event related to those data/results and always provided that copyright symbol appears together as follows below.

© DORNA WSBK ORGANIZATION Srl 2023



Prometeon Italian Round, 14-16 July 2023
Chronological Analysis Tissot Superpole

4	24.015	34.913	30.028	24.413	1'53.369	244,4	10:31'01.783
5	24.200	36.907	30.963	26.557	1'58.627	249,0	10:33'00.410
6	23.759	34.883	29.781	24.045	1'52.468	246,1	10:34'52.878
7	24.111	35.321	30.365	3'10.796	4'40.593P	243,3	10:39'33.471
8	41.893	35.854	32.009	24.700	2'14.456P	184,7	10:41'47.927
9	23.858	35.416	32.309	25.330	1'56.913C	243,9	10:43'44.840

13° 3 R. DE ROSA [1'52.687]							
Lap	Seg1	Seg2	Seg3	Seg4	Lap Time	km/h	Local Time
1							10:25'51.700
2	43.347	38.499	32.816	24.970	2'19.632P	156,3	10:28'11.332
3	24.273	35.202	30.114	24.354	1'53.943	244,4	10:30'05.275
4	23.966	34.868	30.006	24.199	1'53.039	244,4	10:31'58.314
5	23.786	34.904	29.947	24.050	1'52.687	246,7	10:33'51.001
6	24.619	36.447	31.069	2'56.506	4'28.641P	245,6	10:38'19.642
7	52.325	35.862	32.281	24.046	2'24.514P	69,8	10:40'44.156
8	23.553	34.645	29.849	24.997	1'53.044C	246,7	10:42'37.200

14° 94 V. DEBISE [1'52.719]							
Lap	Seg1	Seg2	Seg3	Seg4	Lap Time	km/h	Local Time
1		37.721	37.913	24.715		182,8	10:27'10.613
2	32.075	41.111	33.615	6'18.933	8'05.734P	246,1	10:35'16.347
3	37.521	35.543	31.715	24.465	2'09.244P	191,7	10:37'25.591
4	24.009	34.819	29.770	24.121	1'52.719	243,3	10:39'18.310
5	24.142	34.870	34.556	28.910	2'02.478	241,6	10:41'20.788
6	23.814	34.792	32.298	24.183	1'55.087C	245,0	10:43'15.875

15° 22 F. FULIGNI [1'52.822]							
Lap	Seg1	Seg2	Seg3	Seg4	Lap Time	km/h	Local Time
1							10:25'56.994
2	38.408	36.765	30.721	24.591	2'10.485P	191,7	10:28'07.479
3	23.925	35.257	30.088	24.200	1'53.470	243,9	10:30'00.949
4	24.344	37.117	30.966	25.346	1'57.773	243,9	10:31'58.722
5	23.887	34.947	29.960	24.028	1'52.822	248,5	10:33'51.544
6	24.208	36.561	31.123	3'05.713	4'37.605P	247,9	10:38'29.149
7	42.981	36.141	32.322	24.179	2'15.623P	110,9	10:40'44.772
8	23.707	35.388	31.040	24.852	1'54.987C	247,9	10:42'39.759

16° 6 E. PUSCEDDU [1'52.840]							
Lap	Seg1	Seg2	Seg3	Seg4	Lap Time	km/h	Local Time
1		37.991	35.998	27.366		185,4	10:27'11.809
2	24.219	35.125	30.184	24.174	1'53.702	245,0	10:29'05.511
3	23.913	35.072	30.100	23.848	1'52.933	239,5	10:30'58.444
4	31.543	37.938	30.503	5'10.997	6'50.981P	238,9	10:37'49.425
5	36.736	42.743	32.169	23.861	2'15.509P	180,3	10:40'04.934
6	23.989	34.939	30.006	23.906	1'52.840	240,0	10:41'57.774
7	24.302	37.991	33.453	24.325	2'00.071C	238,9	10:43'57.845

17° 27 A. DIAZ [1'53.119]							
Lap	Seg1	Seg2	Seg3	Seg4	Lap Time	km/h	Local Time
1		38.143	33.695	24.678		181,9	10:27'07.305
2	24.172	35.556	30.548	23.996	1'54.272	241,6	10:29'01.577
3	24.068	35.071	30.439	23.655	1'53.233	245,6	10:30'54.810
4	24.365	35.009	30.028	23.717	1'53.119	240,5	10:32'47.929
5	23.919	35.326	31.001	37.866	2'08.112P	243,9	10:34'56.041
6					2'06.186P		10:37'02.227
7	1'33.294	35.989	33.395	24.045	3'06.723P	177,6	10:40'08.950
8	24.455	35.250	30.369	23.979	1'54.053C	243,9	10:42'03.003
9	23.865	35.247	30.180	24.338	1'53.630C	243,9	10:43'56.633

18° 69 T. BOOTH-AMOS [1'53.129]							
Lap	Seg1	Seg2	Seg3	Seg4	Lap Time	km/h	Local Time
1			38.122	37.513	25.503	185,0	10:27'11.731
2	24.451	35.416	30.399	24.205	1'54.471	239,5	10:29'06.202
3	24.079	35.394	30.017	23.990	1'53.480	244,4	10:30'59.682
4	23.958	35.223	30.008	23.940	1'53.129	246,7	10:32'52.811
5	25.597	39.778	32.739	4'35.080	6'13.194P	245,0	10:39'06.005
6	37.239	35.431	34.083	29.201	2'15.954P	156,6	10:41'21.959
7	23.926	36.711	34.489	25.309	2'00.435C	247,3	10:43'22.394

19° 28 G. VAN STRAALEN [1'53.233]							
Lap	Seg1	Seg2	Seg3	Seg4	Lap Time	km/h	Local Time
1							10:24'50.192
2	42.849	42.491	31.690	26.278	2'23.308P	176,7	10:27'13.500
3	24.669	36.040	30.407	24.656	1'55.772	245,0	10:29'09.272
4	23.828	34.963	29.915	24.568	1'53.274	250,2	10:31'02.546
5	24.505	35.580	30.541	3'29.120	4'59.746P	252,0	10:36'02.292
6	41.015	35.782	30.186	24.042	2'11.025P	165,9	10:38'13.317
7	23.915	35.098	29.905	24.315	1'53.233	243,9	10:40'06.550
8	23.829	34.796	29.905	23.943	1'52.473C	245,6	10:41'59.023
9	23.846	35.026	29.722	24.057	1'52.651C	246,1	10:43'51.674

20° 21 F. FULIGNI [1'53.322]							
Lap	Seg1	Seg2	Seg3	Seg4	Lap Time	km/h	Local Time
1		38.434	31.575	25.975		104,6	10:27'12.785
2	24.339	35.585	30.233	25.738	1'55.895	246,7	10:29'08.680
3	23.920	35.026	29.995	24.381	1'53.322	246,1	10:31'02.002
4	24.121	35.604	30.793	3'45.083	5'15.601P	252,0	10:36'17.603
5	41.751	35.908	30.558	24.335	2'12.552P	157,5	10:38'30.155
6	24.132	35.264	30.130	23.889	1'53.415	246,1	10:40'23.570
7	23.919	35.033	30.113	24.104	1'53.169C	247,9	10:42'16.739
8	23.929	35.075	29.941	24.129	1'53.074C	247,3	10:44'09.813

21° 73 M. KOFLER [1'53.593]							
Lap	Seg1	Seg2	Seg3	Seg4	Lap Time	km/h	Local Time
1							10:25'38.383
2	39.495	36.974	31.021	24.887	2'12.377P	191,4	10:27'50.760
3	24.072	35.192	30.186	24.143	1'53.593	247,3	10:29'44.353
4	24.190	34.966	30.197	24.456	1'53.809	246,7	10:31'38.162
5	24.189	35.180	31.220	5'13.873	6'44.462P	246,7	10:38'22.624
6	44.485	37.580	31.746	25.646	2'19.457P	96,3	10:40'42.081
7	23.871	34.961	30.925	27.137	1'56.894C	247,3	10:42'38.975

22° 25 A. VERDOIA [1'53.817]							
Lap	Seg1	Seg2	Seg3	Seg4	Lap Time	km/h	Local Time
1							10:24'52.576
2	47.755	36.746	31.139	28.410	2'24.050P	160,6	10:27'16.626
3	24.328	34.991	30.175	24.600	1'54.094	243,3	10:29'10.720
4	24.399	40.984	29.919	23.935	1'59.237	249,0	10:31'09.957
5	23.885	35.328	30.365	24.239	1'53.817	247,9	10:33'03.774
6	23.881	34.898	29.970	3'26.453	4'55.202P	245,0	10:37'58.976
7	39.652	35.351	30.001	23.943	2'08.947P	143,6	10:40'07.923
8	23.860	34.852	29.826	25.556	1'54.094C	244,4	10:42'02.017
9	23.754	34.940	29.762	23.831	1'52.287C	245,6	10:43'54.304

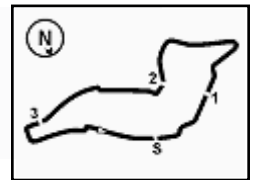
23° 17 J. MCPHEE [1'54.276]							
Lap	Seg1	Seg2	Seg3	Seg4	Lap Time	km/h	Local Time
1							10:24'55.143
2	38.652	40.116	33.510	27.141	2'19.419P	193,5	10:27'14.562
3	24.522	35.813	30.627	24.768	1'55.730	245,0	10:29'10.292
4	24.424	39.093	31.366	24.441	1'59.324	246,7	10:31'09.616
5	24.100	35.270	30.397	24.509	1'54.276	245,0	10:33'03.892

15/07/2023 P = Pits In/Out - C = Lap Time Cancelled

These data/results cannot be reproduced, stored and/or transmitted in whole or in part by any manner of electronic, mechanical, photocopying, recording, broadcasting or otherwise now known or herein after developed without the previous express consent by the copyright owner, except for reproduction in daily press and regular printed publications on sale to the public within 60 days of the event related to those data/results and always provided that copyright symbol appears together as follows below.

© DORNA WSBK ORGANIZATION Srl 2023





Prometeon Italian Round, 14-16 July 2023
Chronological Analysis Tissot Superpole

6	24.197	35.244	34.707	4'32.529	6'06.677P	245,0	10:39'10.569
7	37.357	41.754	30.914	24.437	2'14.462P	189,3	10:41'25.031
8	23.928	35.153	30.721	24.459	1'54.261C	247,9	10:43'19.292

4	24.412	35.757	30.429	24.320	1'54.918	238,9	10:30'56.300
5	24.537	35.858	30.429	23.285	1'54.109C	241,6	10:32'50.409
6	28.133	36.025	30.894	4'49.759	6'24.811CP	220,5	10:39'15.220
7	41.467	36.124	30.786	24.283	2'12.660P	166,4	10:41'27.880
8	24.430	35.663	30.486	24.694	1'55.273C	237,8	10:43'23.153

24° 51 A. SARMOON [1'54.445]

Lap	Seg.1	Seg.2	Seg.3	Seg.4	Lap Time	km/h	Local Time
1							10:24'51.769
2	41.656	38.161	33.601	27.063	2'20.481P	180,9	10:27'12.250
3	24.306	35.635	30.444	24.326	1'54.711	243,3	10:29'06.961
4	24.149	35.329	30.593	24.517	1'54.588	245,0	10:31'01.549
5	24.311	35.541	30.610	5'03.112	6'33.574P	245,0	10:37'35.123
6	38.903	38.734	32.512	27.167	2'17.316P	182,5	10:39'52.439
7	24.378	35.208	30.310	24.549	1'54.445	238,9	10:41'46.884
8	24.269	35.797	30.658	24.861	1'55.585C	240,5	10:43'42.469

30° 4 H. TRUELOVE [1'54.974]

Lap	Seg.1	Seg.2	Seg.3	Seg.4	Lap Time	km/h	Local Time
1							10:25'02.735
2	37.328	36.752	31.337	26.714	2'12.131P	183,4	10:27'14.866
3	24.437	35.858	30.753	24.711	1'55.759	245,6	10:29'10.625
4	24.297	35.786	30.462	23.352	1'53.897C	245,0	10:31'04.522
5	27.058	39.322	33.180	3'51.646	5'31.206CP	231,1	10:36'35.728
6	42.132	36.995	36.475	24.689	2'20.291P	137,3	10:38'56.019
7	24.563	35.352	30.401	24.658	1'54.974	242,8	10:40'50.993
8	24.379	36.473	30.904	25.102	1'56.858C	242,2	10:42'47.851

25° 71 T. EDWARDS [1'54.468]

Lap	Seg.1	Seg.2	Seg.3	Seg.4	Lap Time	km/h	Local Time
1							10:24'48.432
2	42.684	38.494	33.489	24.901	2'19.568P	184,7	10:27'08.000
3	24.022	35.423	30.527	24.496	1'54.468	245,0	10:29'02.468
4	23.850	35.411	35.279	25.380	1'59.920	246,1	10:31'02.388
5	24.064	36.036	31.050	5'42.099	7'13.249P	251,4	10:38'15.637
6	40.311	37.706	40.395	25.984	2'24.396P	147,2	10:40'40.033
7	24.454	35.960	31.078	25.495	1'56.987C	241,6	10:42'37.020

31° 7 A. NORRODIN [1'55.231]

Lap	Seg.1	Seg.2	Seg.3	Seg.4	Lap Time	km/h	Local Time
1							10:24'50.853
2	42.029	40.420	33.394	26.453	2'22.296P	179,4	10:27'13.149
3	24.829	36.347	30.851	24.846	1'56.873	238,9	10:29'10.022
4	24.479	35.849	30.564	24.702	1'55.594	239,5	10:31'05.616
5	24.446	35.761	30.471	24.553	1'55.231	239,5	10:33'00.847
6	24.202	35.735	36.417	4'02.188	5'38.542P	239,5	10:38'39.389
7	47.925	36.214	33.447	31.542	2'29.128P	157,3	10:41'08.517
8	24.326	35.771	30.528	24.922	1'55.547C	238,4	10:43'04.064

26° 67 S. VALTULINI [1'54.516]

Lap	Seg.1	Seg.2	Seg.3	Seg.4	Lap Time	km/h	Local Time
1							10:27'09.363
2	24.837	36.323	30.737	24.569	1'56.466	240,5	10:29'05.829
3	24.353	35.748	30.927	24.442	1'55.470	242,8	10:31'01.299
4	24.359	35.647	30.460	24.508	1'54.974	245,6	10:32'56.273
5	24.580	36.258	30.731	2'38.752	4'10.321P	243,9	10:37'06.594
6	42.122	36.705	30.561	24.269	2'13.657P	175,5	10:39'20.251
7	24.480	35.469	30.263	24.304	1'54.516	241,1	10:41'14.767
8	24.324	35.483	30.306	24.621	1'54.734C	242,2	10:43'09.501

27° 68 L. POWER [1'54.876]

Lap	Seg.1	Seg.2	Seg.3	Seg.4	Lap Time	km/h	Local Time
1							10:27'11.272
2	24.863	36.411	30.724	25.817	1'57.815	238,9	10:29'09.087
3	24.505	35.870	30.693	24.535	1'55.603	233,6	10:31'04.690
4	24.209	35.588	30.705	24.374	1'54.876	240,5	10:32'59.566
5	24.598	35.746	30.563	4'16.598	5'47.505P	240,5	10:38'47.071
6	38.679	35.825	34.693	26.286	2'15.483P	154,3	10:41'02.554
7	24.359	35.475	30.410	26.529	1'56.773C	240,0	10:42'59.327

28° 95 T. MACKENZIE [1'54.897]

Lap	Seg.1	Seg.2	Seg.3	Seg.4	Lap Time	km/h	Local Time
1							10:25'14.688
2	41.032	37.591	31.275	24.867	2'14.765P	164,1	10:27'29.453
3	24.610	35.922	30.468	2'55.403	4'26.403P	235,2	10:31'55.856
4	40.541	37.146	30.945	24.686	2'13.318P	176,4	10:34'09.174
5	24.518	35.792	30.275	24.312	1'54.897	235,2	10:36'04.071
6	24.652	36.108	30.571	3'19.073	4'50.404P	234,2	10:40'54.475
7	39.758	36.017	30.622	24.669	2'11.066CP	160,6	10:43'05.541

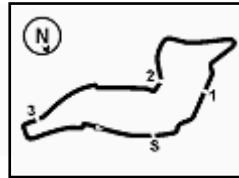
29° 98 M. ABE [1'54.918]

Lap	Seg.1	Seg.2	Seg.3	Seg.4	Lap Time	km/h	Local Time
1							10:24'46.230
2	46.616	37.068	31.484	24.496	2'19.664P	169,6	10:27'05.894
3	24.609	36.024	30.597	24.258	1'55.488	237,8	10:29'01.382

15/07/2023 P = Pits In/Dut - C = Lap Time Cancelled

These data/results cannot be reproduced, stored and/or transmitted in whole or in part by any manner of electronic, mechanical, photocopying, recording, broadcasting or otherwise now known or herein after developed without the previous express consent by the copyright owner, except for reproduction in daily press and regular printed publications on sale to the public within 60 days of the event related to those data/results and always provided that copyright symbol appears together as follows below.

© DORNA WSBK ORGANIZATION Srl 2023



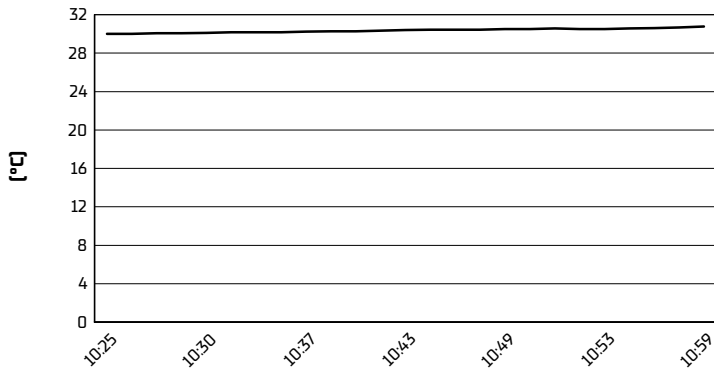
Imola Circuit 4.936 m

Prometeon Italian Round, 14-16 July 2023

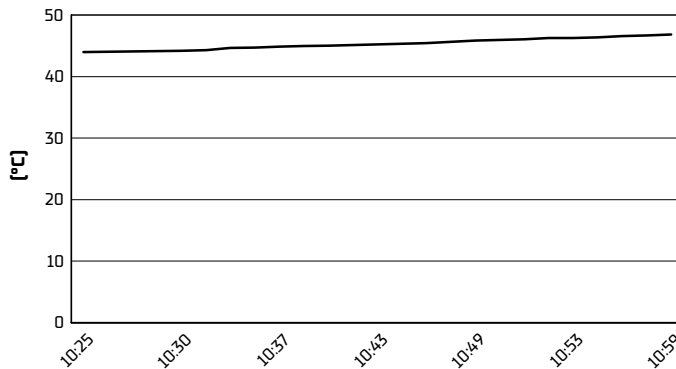
Weather Report Tissot Superpole

Session started 10:25 - Session ended 11:00

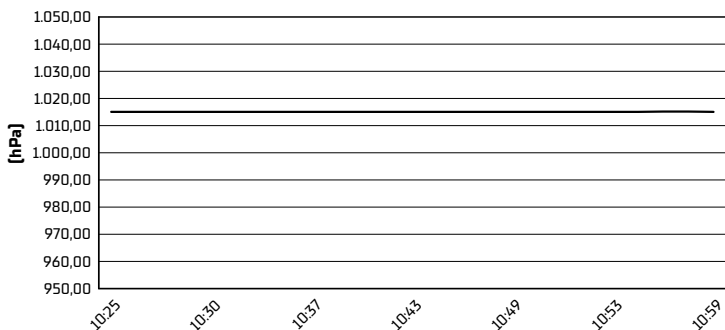
Air Temperature



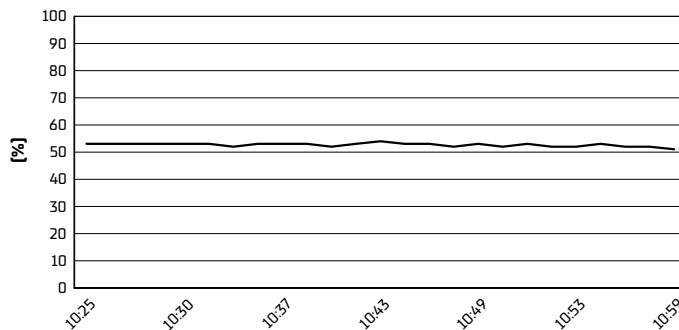
Track Temperature



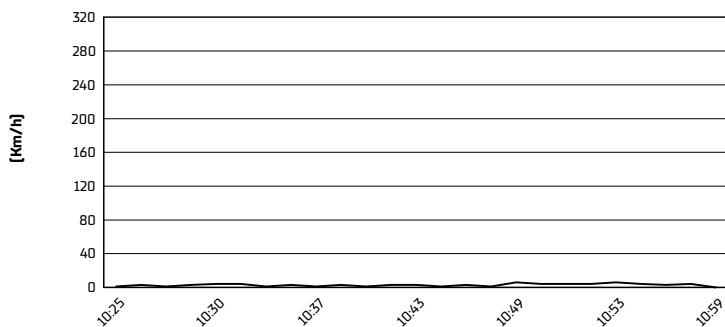
Air Pressure



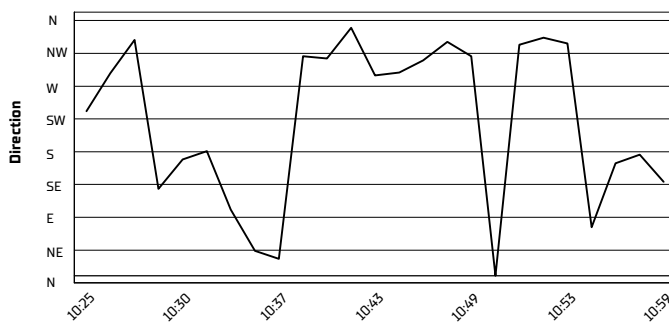
Humidity



Wind Speed



Wind Direction

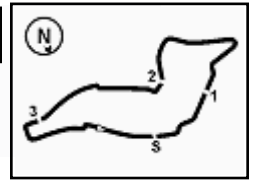


15/07/2023

These data/results cannot be reproduced, stored and/or transmitted in whole or in part by any manner of electronic, mechanical, photocopying, recording, broadcasting or otherwise now known or herein after developed without the previous express consent by the copyright owner, except for reproduction in daily press and regular printed publications on sale to the public within 60 days of the event related to those data/results and always provided that copyright symbol appears together as follows below.

© DORNA WSBK ORGANIZATION Srl 2023





Imola Circuit 4.936 m

Prometeon Italian Round, 14-16 July 2023
Superpole Ranking

	2020	2021	2022	2023
01 Philip Island	Locatelli (Ita) Yam 1'32.176 [173,6 Km/h]		Caricasulo (Ita) Duc 1'37.161 [164,7 Km/h]	Manzi (Ita) Yam 1'32.814 [172,4 Km/h]
02 Mandalika		Aegerter (Sui) Yam 1'36.288 [160,8 Km/h]	Tuuli (Fin) MvA 1'35.947 [161,3 Km/h]	Bulega (Ita) Duc 1'35.520 [162,1 Km/h]
03 Assen		Aegerter (Sui) Yam 1'37.222 [168,2 Km/h]	Aegerter (Sui) Yam 1'36.906 [168,7 Km/h]	Bulega (Ita) Duc 1'36.900 [168,7 Km/h]
04 Barcelona	Locatelli (Ita) Yam 1'44.958 [158,7 Km/h]	Gonzalez (Esp) Yam 1'44.593 [159,3 Km/h]	Aegerter (Sui) Yam 1'43.983 [160,2 Km/h]	Bulega (Ita) Duc 1'44.243 [159,8 Km/h]
05 Misano		Aegerter (Sui) Yam 1'37.726 [149,6 Km/h]	Aegerter (Sui) Yam 1'37.173 [150,4 Km/h]	Bulega (Ita) Duc 1'36.495 [151,5 Km/h]
06 Donington			Aegerter (Sui) Yam 1'29.961 [160,9 Km/h]	Bulega (Ita) Duc 1'29.323 [162,0 Km/h]
07 Imola				Caricasulo (Ita) Duc 1'50.779 [160,3 Km/h]
08 Most		Gonzalez (Esp) Yam 1'35.213 [159,3 Km/h]	Baldassarri (Ita) Yam 1'34.952 [159,7 Km/h]	
09 Magny-Cours	Smith (Gbr) Yam 1'49.318 [145,3 Km/h]	Bernardi (Smi) Yam 1'40.330 [158,3 Km/h]	Caricasulo (Ita) Duc 1'40.565 [157,9 Km/h]	
10 Aragon	Locatelli (Ita) Yam 1'53.003 [161,7 Km/h]	Cluzel (Fra) Yam 1'52.937 [161,8 Km/h]	Baldassarri (Ita) Yam 1'52.706 [162,2 Km/h]	
11 Portimao	Locatelli (Ita) Yam 1'44.627 [158,0 Km/h]	Cluzel (Fra) Yam 1'43.908 [159,1 Km/h]	Aegerter (Sui) Yam 1'43.065 [160,4 Km/h]	
12 Villucium		Cluzel (Fra) Yam 1'41.740 [151,3 Km/h]	Aegerter (Sui) Yam 1'41.181 [152,1 Km/h]	

2023

- 5 N. Bulega
- 1 S. Manzi
- 1 F. Caricasulo

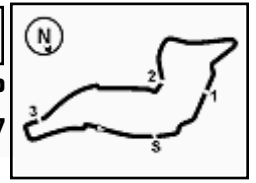
ALL TIMES

- | | | |
|-------------------|-------------------|-------------------|
| 34 K. Sofuoglu | 4 R. Krummenacher | 1 L. Bernardi |
| 24 J. Cluzel | 4 R. Xaus | 1 K. Coghlan |
| 22 S. Charpentier | 3 S. Cortese | 1 C. Davies |
| 17 B. Parkes | 3 K. Curtain | 1 M. Fabrizio |
| 15 K. Muggeridge | 3 J. Lascorz | 1 T. Gradinger |
| 14 F. Foret | 3 I. MacPherson | 1 C. Jones |
| 14 S. Lowes | 3 A. Pitt | 1 C. Kellner |
| 12 F. Caricasulo | 3 D. Salom | 1 S. Manzi |
| 11 D. Aegerter | 2 L. Baldassarri | 1 F. Marino |
| 10 C. Crutchlow | 2 P. Bontempi | 1 M. Meregalli |
| 8 L. Mahias | 2 M. Gonzalez | 1 S. Morais |
| 7 A. Locatelli | 2 V. Guareschi | 1 P. Oetti |
| 6 S. Chambon | 2 M. Lagrive | 1 C. Perolari |
| 6 E. Laverty | 2 M. Pirro | 1 P. Riba |
| 5 N. Bulega | 2 L. Scassa | 1 S. Sanna |
| 5 P. Casoli | 2 K. Smith | 1 L. Stapleford |
| 5 K. Fujiwara | 2 J. Teuchert | 1 J. Vd Goorbergh |
| 5 P. Jacobsen | 2 N. Tuuli | 1 J. Whitham |
| 5 C. Vermeulen | 2 M. van der Mark | |

15/07/2023

These data/results cannot be reproduced, stored and/or transmitted in whole or in part by any manner of electronic, mechanical, photocopying, recording, broadcasting or otherwise now known or herein after developed without the previous express consent by the copyright owner, except for reproduction in daily press and regular printed publications on sale to the public within 60 days of the event related to those data/results and always provided that copyright symbol appears together as follows below.

© DORNA WSBK ORGANIZATION Srl 2023



Prometeon Italian Round, 14-16 July 2023
Tissot Superpole Award

	Points	Points From First	Points From Previous	February 26 PHILLIP ISLAND	March 5 MANDALIKA	April 23 ASSEN	May 7 BARCELONA	June 4 MISANO	July 2 DONINGTON PARK	July 16 IMOLA	July 30 MOST	September 10 MAGNY-COURS	September 24 ARAGON	October 1 PORTIMAO	October 15 VILLICUM				
1 BULEGA Nicolo [ITA]	75			6	12	12	12	12	12	9									
2 CARICASULO Federico [ITA]	49	26		1	9	9	7	9	2	12									
3 SCHROETTER Marcel [GER]	32	43	17	4	5	1	9	6	1	6									
4 MONTELLA Yari [ITA]	31	44	1	7		3		7	9	5									
5 MANZI Stefano [ITA]	30	45	1	12		2	2		7	7									
6 VAN STRAALEN Glenn [NED]	26	49	4	3	3	7	5	5	3										
7 ONCU Can [TUR]	21	54	5	9	7	5													
8 TUULI Niki [FIN]	12	63	9		6				4	2									
9 HUERTAS Adrian [ESP]	10	65	2	2					5	3									
10 MAHIAS Lucas [FRA]	9	66	1					3	6										
11 DEBISE Valentin [FRA]	9	66	0			6	3												
12 SOFUOGLU Bahattin [TUR]	9	66	0				1	4		4									
13 DE ROSA Raffaele [ITA]	8	67	1		4	4													
14 SPINELLI Nicholas [ITA]	7	68	1	5	2														
15 NAVARRO Jorge [ESP]	7	68	0		1		4	1		1									
16 EDWARDS Tom [AUS]	6	69	1				6												
17 CORSI Simone [ITA]	2	73	4					2											

15/07/2023 Odd points columns: Tissot Superpole Even points columns: Tissot Superpole Race

These data/results cannot be reproduced, stored and/or transmitted in whole or in part by any manner of electronic, mechanical, photocopying, recording, broadcasting or otherwise now known or herein after developed without the previous express consent by the copyright owner, except for reproduction in daily press and regular printed publications on sale to the public within 60 days of the event related to those data/results and always provided that copyright symbol appears together as follows below.

© DORNA WSBK ORGANIZATION Srl 2023