

## Prometeon Italian Round, 14-16 July 2023

### Results Warm Up

No.	Rider	Nat	Team	Bike	Class	Time	Gap	Rel.	Laps	Speed	
										Avg	Max
1	62 S. MANZI	ITA	Ten Kate Racing Yamaha	Yamaha YZF R6		1'51.124			8	159,908	248,5
2	64 F. CARICASULO	ITA	Althea Racing Team	Ducati Panigale V2		1'51.249	0.125	0.125	7	159,728	252,0
3	11 N. BULEGA	ITA	Aruba.it Racing WorldSSP Team	Ducati Panigale V2		1'51.567	0.443	0.318	7	159,273	250,2
4	55 Y. MONTELLA	ITA	Barni Spark Racing Team	Ducati Panigale V2		1'51.769	0.645	0.202	7	158,985	246,7
5	54 B. SOFUOGLU	TUR	MV Agusta Reparto Corse	MV Agusta F3 800 RR		1'51.903	0.779	0.134	8	158,795	249,0
6	23 M. SCHROETTER	GER	MV Agusta Reparto Corse	MV Agusta F3 800 RR		1'51.921	0.797	0.018	8	158,769	246,1
7	3 R. DE ROSA	ITA	Orelac Racing Verdnature	Ducati Panigale V2		1'52.055	0.931	0.134	8	158,579	249,0
8	9 J. NAVARRO	ESP	Ten Kate Racing Yamaha	Yamaha YZF R6		1'52.093	0.969	0.038	8	158,526	249,0
9	99 A. HUERTAS	ESP	MTM Kawasaki	Kawasaki ZX-6R		1'52.154	1.030	0.061	8	158,439	247,9
10	13 L. OTTAVIANI	ITA	Extreme Racing Service	MV Agusta F3 800 RR		1'52.357	1.233	0.203	4	158,153	247,3
11	25 A. VERDOIA	FRA	Yamaha Thailand Racing Team	Yamaha YZF R6		1'52.610	1.486	0.253	8	157,798	243,3
12	14 L. MAHIAS	FRA	Kawasaki Puccetti Racing	Kawasaki ZX-6R		1'52.658	1.534	0.048	8	157,730	243,9
13	69 T. BOOTH-AMOS	GBR	Motozoo ME AIR Racing	Kawasaki ZX-6R	*	1'52.705	1.581	0.047	8	157,665	245,6
14	71 T. EDWARDS	AUS	Yart-Yamaha WorldSSP Team	Yamaha YZF R6	*	1'52.781	1.657	0.076	7	157,558	250,8
15	29 N. SPINELLI	ITA	VFT Racing WEBIKE Yamaha	Yamaha YZF R6		1'53.018	1.894	0.237	8	157,228	249,0
16	6 E. PUSCEDDU	ITA	J.Angel by Edafos	Yamaha YZF R6		1'53.044	1.920	0.026	8	157,192	243,9
17	27 A. DIAZ	ESP	Arco Yart Yamaha WorldSSP	Yamaha YZF R6	*	1'53.160	2.036	0.116	7	157,031	246,7
18	28 G. VAN STRAALEN	NED	EAB Racing Team	Yamaha YZF R6		1'53.220	2.096	0.060	6	156,948	245,6
19	21 F. FULIGNI	ITA	Evan Bros. WorldSSP Yamaha Team	Yamaha YZF R6		1'53.267	2.143	0.047	8	156,882	249,0
20	67 S. VALTULINI	ITA	ProDina Kawasaki Racing	Kawasaki ZX-6R	*	1'53.341	2.217	0.074	7	156,780	246,1
21	22 F. FULIGNI	ITA	Orelac Racing Verdnature	Ducati Panigale V2	*	1'53.503	2.379	0.162	8	156,556	245,0
22	17 J. MCPHEE	GBR	Vince64 by Puccetti Racing	Kawasaki ZX-6R		1'53.532	2.408	0.029	8	156,516	247,3
23	73 M. KOFLER	AUT	D34G Racing	Ducati Panigale V2	*	1'53.762	2.638	0.230	8	156,200	250,2
24	51 A. SARMOON	THA	Yamaha Thailand Racing Team	Yamaha YZF R6		1'54.167	3.043	0.405	8	155,646	247,3
25	4 H. TRUELOVE	GBR	PTR Triumph	Triumph Street Triple RS 765		1'54.342	3.218	0.175	7	155,407	245,6
26	95 T. MACKENZIE	GBR	PETRONAS MIE Racing Honda Team	Honda CBR600RR		1'54.445	3.321	0.103	5	155,268	237,3
27	68 L. POWER	AUS	Motozoo ME AIR Racing	Kawasaki ZX-6R	*	1'54.915	3.791	0.470	8	154,633	244,4
28	7 A. NORRODDU	MAS	PETRONAS MIE Racing Honda Team	Honda CBR600RR		1'55.458	4.334	0.543	8	153,905	238,4
29	98 M. ABE	JPN	VFT Racing WEBIKE Yamaha	Yamaha YZF R6	*	1'55.939	4.815	0.481	8	153,267	241,6
30	94 V. DEBISE	FRA	GMT94 Yamaha	Yamaha YZF R6					3		190,0

\* WorldSSP Challenge

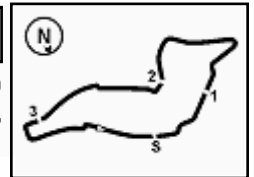
AIR	Humidity:	61%	Temp:	30°C
TRACK	Condition:	Dry	Temp:	40°C

Records	Pole	(SP)	2019 R.Krummenacher	1'50.239	161,190	Km/h
	Race	(RC)	2015 J.Cluzel	1'51.101	159,940	Km/h
	All Times	(SP)	2019 R.Krummenacher	1'50.239	161,190	Km/h

Start 16/07/2023 09:25 End 09:43 The results are provisional until the end of the time limit for protests and appeals and the completion of the technical checks.

These data/results cannot be reproduced, stored and/or transmitted in whole or in part by any manner of electronic, mechanical, photocopying, recording, broadcasting or otherwise now known or herein after developed without the previous express consent by the copyright owner, except for reproduction in daily press and regular printed publications on sale to the public within 60 days of the event related to those data/results and always provided that copyright symbol appears together as follows below.

© DORNA WSBK ORGANIZATION Srl 2023

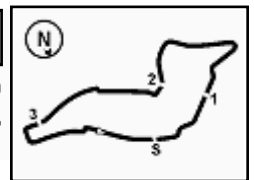

**Prometeon Italian Round, 14-16 July 2023**  
**Results Warm Up**
**Session Highlights**

Local Time	No. Rider	Description
09.25.00		Start
09.28.03	<b>11</b> N. BULEGA	Shortcut in the gravel at T21-T22
09.28.55	<b>4</b> H. TRUELOVE	Current and Following Lap Cancelled - Exceeded Track Limits - Turn 21
09.30.22	<b>69</b> T. BOOTH-AMOS	On the Gravel - Re-Joined - Turn 2
09.30.32	<b>7</b> A. NORRODIN	On Asphalt - Re-Joined - Turn 12
09.30.32	<b>51</b> A. SARMOON	On Asphalt - Re-Joined - Turn 12
09.32.16	<b>4</b> H. TRUELOVE	On Asphalt - Re-Joined - Turn 12
09.33.06	<b>98</b> M. ABE	Current and Following Lap Cancelled - Exceeded Track Limits - Turn 21
09.34.18	<b>25</b> A. VERDOIA	Current and Following Lap Cancelled - Exceeded Track Limits - Turn 21
09.34.47	<b>4</b> H. TRUELOVE	Current and Following Lap Cancelled - Exceeded Track Limits - Turn 21
09.35.16	<b>13</b> L. OTTAVIANI	Crashed - Turn 2
09.36.37	<b>22</b> F. FULIGNI	Check Transponder
09.38.30	<b>28</b> G. VAN STRAALEN	Crashed - Turn 12
09.38.48	<b>29</b> N. SPINELLI	Current and Following Lap Cancelled - Exceeded Track Limits - Turn 21
09.38.49	<b>94</b> V. DEBISE	Lap Cancelled [4'10.448] - Yellow Flag - Turn 2-3
09.38.54	<b>71</b> T. EDWARDS	Lap Cancelled [2'01.725] - Yellow Flag - Turn 2-3
09.38.59	<b>67</b> S. VALTULINI	Lap Cancelled [2'01.715] - Yellow Flag - Turn 2-3
09.39.04	<b>29</b> N. SPINELLI	Lap Cancelled [2'03.712] - Yellow Flag - Turn 2-3
09.39.06	<b>28</b> G. VAN STRAALEN	Re-joined
09.39.09	<b>21</b> F. FULIGNI	Lap Cancelled [1'58.878] - Yellow Flag - Turn 2-3
09.39.14	<b>51</b> A. SARMOON	Lap Cancelled [1'57.951] - Yellow Flag - Turn 2-3
09.39.19	<b>6</b> E. PUSCEDDU	Lap Cancelled [2'04.728] - Yellow Flag - Turn 2-3
09.39.24	<b>4</b> H. TRUELOVE	Lap Cancelled [2'06.087] - Yellow Flag - Turn 2-3
09.39.29	<b>7</b> A. NORRODIN	Lap Cancelled [1'56.608] - Yellow Flag - Turn 2-3
09.39.34	<b>9</b> J. NAVARRO	Lap Cancelled [2'06.970] - Yellow Flag - Turn 2-3
09.39.39	<b>73</b> M. KOFLER	Lap Cancelled [1'55.321] - Yellow Flag - Turn 2-3
09.39.44	<b>68</b> L. POWER	Lap Cancelled [1'54.420] - Yellow Flag - Turn 2-3
09.39.49	<b>14</b> L. MAHIAS	Lap Cancelled [1'52.601] - Yellow Flag - Turn 2-3
09.39.59	<b>28</b> G. VAN STRAALEN	Lap Cancelled [1'52.913] - Yellow Flag - Turn 2-3
09.40.04	<b>99</b> A. HUERTAS	Lap Cancelled [1'52.601] - Yellow Flag - Turn 2-3
09.40.09	<b>98</b> M. ABE	Lap Cancelled [1'56.720] - Yellow Flag - Turn 2-3
09.40.14	<b>17</b> J. MCPHEE	Lap Cancelled [2'03.123] - Yellow Flag - Turn 2-3
09.43.00	<b>68</b> L. POWER	Lap Cancelled [1'55.095] - Yellow Flag - Turn 11-12
09.43.05	<b>73</b> M. KOFLER	Lap Cancelled [1'57.790] - Yellow Flag - Turn 11-12
09.43.10	<b>14</b> L. MAHIAS	Lap Cancelled [2'02.366] - Yellow Flag - Turn 11-12
09.43.15	<b>11</b> N. BULEGA	Lap Cancelled [1'51.826] - Yellow Flag - Turn 11-12
09.43.20	<b>69</b> T. BOOTH-AMOS	Lap Cancelled [1'52.713] - Yellow Flag - Turn 11-12
09.43.25	<b>23</b> M. SCHROETTER	Lap Cancelled [1'52.128] - Yellow Flag - Turn 11-12
09.43.30	<b>22</b> F. FULIGNI	Lap Cancelled [1'54.156] - Yellow Flag - Turn 11-12
09.43.35	<b>62</b> S. MANZI	Lap Cancelled [1'51.440] - Yellow Flag - Turn 11-12
09.43.40	<b>54</b> B. SOFUOGLU	Lap Cancelled [1'56.459] - Yellow Flag - Turn 11-12
09.43.45	<b>3</b> R. DE ROSA	Lap Cancelled [1'52.248] - Yellow Flag - Turn 11-12
09.43.50	<b>64</b> F. CARICASULO	Lap Cancelled [1'52.169] - Yellow Flag - Turn 11-12
09.43.59		End Of Session

Start	End	The results are provisional until the end of the time limit for protests and appeals
16/07/2023 09:25	09:43	and the completion of the technical checks.

These data/results cannot be reproduced, stored and/or transmitted in whole or in part by any manner of electronic, mechanical, photocopying, recording, broadcasting or otherwise now known or herein after developed without the previous express consent by the copyright owner, except for reproduction in daily press and regular printed publications on sale to the public within 60 days of the event related to those data/results and always provided that copyright symbol appears together as follows below.

© DORNA WSBK ORGANIZATION Srl 2023



**Prometeon Italian Round, 14–16 July 2023**  
**Results Warm Up**

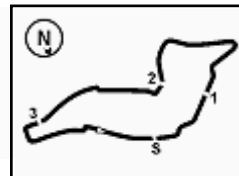
**Fastest Laps Sequence**

No.	Rider	Nat	Team	Bike	Local Time	Time	Gap	Avg
55	Y. MONTELLA	ITA	Barni Spark Racing Team	Ducati Panigale V2	09:28'55.852	<b>1'53.478</b>		156,591
23	M. SCHROETTER	GER	MV Agusta Reparto Corse	MV Agusta F3 800 RR	09:30'12.005	<b>1'53.019</b>	-0.459	157,227
62	S. MANZI	ITA	Ten Kate Racing Yamaha	Yamaha YZF R6	09:30'19.811	<b>1'52.698</b>	-0.321	157,674
64	F. CARICASULO	ITA	Althea Racing Team	Ducati Panigale V2	09:30'23.058	<b>1'52.344</b>	-0.354	158,171
11	N. BULEGA	ITA	Aruba.it Racing WorldSSP Team	Ducati Panigale V2	09:31'53.635	<b>1'52.232</b>	-0.112	158,329
62	S. MANZI	ITA	Ten Kate Racing Yamaha	Yamaha YZF R6	09:32'11.371	<b>1'51.560</b>	-0.672	159,283
62	S. MANZI	ITA	Ten Kate Racing Yamaha	Yamaha YZF R6	09:35'54.769	<b>1'51.367</b>	-0.193	159,559
64	F. CARICASULO	ITA	Althea Racing Team	Ducati Panigale V2	09:35'57.648	<b>1'51.249</b>	-0.118	159,728
62	S. MANZI	ITA	Ten Kate Racing Yamaha	Yamaha YZF R6	09:41'28.594	<b>1'51.124</b>	-0.125	159,908

16/07/2023      Start      End      The results are provisional until the end of the time limit for protests and appeals  
09:25      09:43      and the completion of the technical checks.

These data/results cannot be reproduced, stored and/or transmitted in whole or in part by any manner of electronic, mechanical, photocopying, recording, broadcasting or otherwise now known or herein after developed without the previous express consent by the copyright owner, except for reproduction in daily press and regular printed publications on sale to the public within 60 days of the event related to those data/results and always provided that copyright symbol appears together as follows below.

© DORNA WSBK ORGANIZATION Srl 2023



Imola Circuit 4.936 m

## Prometeon Italian Round, 14-16 July 2023

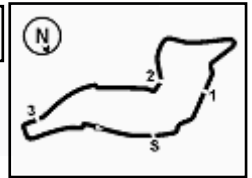
### Starting Grid - Race 2 [17 Laps x 4,936 km = 83,912 km]

1	1	<b>64</b> CARICASULO F. Ducati 1'50.779	2	<b>11</b> BULEGA N. Ducati 1'50.898	3	<b>62</b> MANZI S. Yamaha 1'51.247
2	4	<b>23</b> SCHROETTER M. MV Agusta 1'51.401	5	<b>55</b> MONTELLA Y. Ducati 1'51.800	6	<b>54</b> SOFUOGLU B. MV Agusta 1'51.808
3	7	<b>99</b> HUERTAS A. Kawasaki 1'51.929	8	<b>9</b> NAVARRO J. Yamaha 1'52.038	9	<b>14</b> MAHIAS L. Kawasaki 1'52.245
4	10	<b>13</b> OTTAVIANI L. MV Agusta 1'52.270	11	<b>29</b> SPINELLI N. Yamaha 1'52.468	12	<b>3</b> DE ROSA R. Ducati 1'52.687
5	13	<b>94</b> DEBISE V. Yamaha 1'52.719	14	<b>22</b> FULIGNI F. Ducati 1'52.822	15	<b>6</b> PUSCEDDU E. Yamaha 1'52.840
6	16	<b>27</b> DIAZ A. Yamaha 1'53.119	17	<b>69</b> BOOTH-AMOS T. Kawasaki 1'53.129	18	<b>28</b> VAN STRAALEN G. Yamaha 1'53.233
7	19	<b>21</b> FULIGNI F. Yamaha 1'53.322	20	<b>73</b> KOFLER M. Ducati 1'53.593	21	<b>25</b> VERDOIA A. Yamaha 1'53.817
8	22	<b>17</b> MCPHEE J. Kawasaki 1'54.276	23	<b>51</b> SARMOON A. Yamaha 1'54.445	24	<b>71</b> EDWARDS T. Yamaha 1'54.468
9	25	<b>67</b> VALTULINI S. Kawasaki 1'54.516	26	<b>68</b> POWER L. Kawasaki 1'54.876	27	<b>95</b> MACKENZIE T. Honda 1'54.897
10	28	<b>98</b> ABE M. Yamaha 1'54.918	29	<b>4</b> TRUELOVE H. Triumph 1'54.974	30	<b>7</b> NORRODIN A. Honda 1'55.231

N.66 [Tuuli N.] will not take part in the race. Declared unfit after Race 1

16/07/2023 The Race Director .....

These data/results cannot be reproduced, stored and/or transmitted in whole or in part by any manner of electronic, mechanical, photocopying, recording, broadcasting or otherwise now known or herein after developed without the previous express consent by the copyright owner, except for reproduction in daily press and regular printed publications on sale to the public within 60 days of the event related to those data/results and always provided that copyright symbol appears together as follows below. @ DORNA WSBK ORGANIZATION Srl 2023



**Prometeon Italian Round, 14-16 July 2023**  
**Best Sectors & Speed Warm Up**

Imola Circuit 4.936 m

BEST LAP			
1	62	S. MANZI	Yamaha YZF R6 1'51.124
2	64	F. CARICASULO	Ducati Panigale V2 1'51.249
3	11	N. BULEGA	Ducati Panigale V2 1'51.567
4	55	Y. MONTELLA	Ducati Panigale V2 1'51.769
5	54	B. SOFUOGLU	MV Agusta F3 800 RR 1'51.903
6	23	M. SCHROETTER	MV Agusta F3 800 RR 1'51.921
7	3	R. DE ROSA	Ducati Panigale V2 1'52.055
8	9	J. NAVARRO	Yamaha YZF R6 1'52.093
9	99	A. HUERTAS	Kawasaki ZX-6R 1'52.154
10	13	L. OTTAVIANI	MV Agusta F3 800 RR 1'52.357
11	25	A. VERDOIA	Yamaha YZF R6 1'52.610
12	14	L. MAHIAS	Kawasaki ZX-6R 1'52.658
13	69	T. BOOTH-AMOS	Kawasaki ZX-6R 1'52.705
14	71	T. EDWARDS	Yamaha YZF R6 1'52.781
15	29	N. SPINELLI	Yamaha YZF R6 1'53.018
16	6	E. PUSCEDDU	Yamaha YZF R6 1'53.044
17	27	A. DIAZ	Yamaha YZF R6 1'53.160
18	28	G. VAN STRAALEN	Yamaha YZF R6 1'53.220
19	21	F. FULIGNI	Yamaha YZF R6 1'53.267
20	67	S. VALTULINI	Kawasaki ZX-6R 1'53.341
21	22	F. FULIGNI	Ducati Panigale V2 1'53.503
22	17	J. MCPHEE	Kawasaki ZX-6R 1'53.532
23	73	M. KOFLER	Ducati Panigale V2 1'53.762
24	51	A. SARMOON	Yamaha YZF R6 1'54.167
25	4	H. TRUELOVE	Triumph Street Triple RS 765 1'54.342
26	95	T. MACKENZIE	Honda CBR600RR 1'54.445
27	68	L. POWER	Kawasaki ZX-6R 1'54.915
28	7	A. NORRODIN	Honda CBR600RR 1'55.458
29	98	M. ABE	Yamaha YZF R6 1'55.939
30	94	V. DEBISE	Yamaha YZF R6

SPEED			
1	64	F. CARICASULO	Ducati Panigale V2 252,0
2	71	T. EDWARDS	Yamaha YZF R6 250,8
3	11	N. BULEGA	Ducati Panigale V2 250,2
4	73	M. KOFLER	Ducati Panigale V2 250,2
5	21	F. FULIGNI	Yamaha YZF R6 249,0
6	29	N. SPINELLI	Yamaha YZF R6 249,0
7	9	J. NAVARRO	Yamaha YZF R6 249,0
8	54	B. SOFUOGLU	MV Agusta F3 800 RR 249,0
9	3	R. DE ROSA	Ducati Panigale V2 249,0
10	62	S. MANZI	Yamaha YZF R6 248,5
11	99	A. HUERTAS	Kawasaki ZX-6R 247,9
12	17	J. MCPHEE	Kawasaki ZX-6R 247,3
13	51	A. SARMOON	Yamaha YZF R6 247,3
14	13	L. OTTAVIANI	MV Agusta F3 800 RR 247,3
15	55	Y. MONTELLA	Ducati Panigale V2 246,7
16	27	A. DIAZ	Yamaha YZF R6 246,7
17	23	M. SCHROETTER	MV Agusta F3 800 RR 246,1
18	67	S. VALTULINI	Kawasaki ZX-6R 246,1
19	4	H. TRUELOVE	Triumph Street Triple RS 765 245,6
20	69	T. BOOTH-AMOS	Kawasaki ZX-6R 245,6
21	28	G. VAN STRAALEN	Yamaha YZF R6 245,6
22	22	F. FULIGNI	Ducati Panigale V2 245,0
23	68	L. POWER	Kawasaki ZX-6R 244,4
24	6	E. PUSCEDDU	Yamaha YZF R6 243,9
25	14	L. MAHIAS	Kawasaki ZX-6R 243,9
26	25	A. VERDOIA	Yamaha YZF R6 243,3
27	98	M. ABE	Yamaha YZF R6 241,6
28	7	A. NORRODIN	Honda CBR600RR 238,4
29	95	T. MACKENZIE	Honda CBR600RR 237,3
30	94	V. DEBISE	Yamaha YZF R6 190,0

SEG. 1		
1	64	F. CARICASULO 23.311
2	62	S. MANZI 23.486
3	11	N. BULEGA 23.537
4	54	B. SOFUOGLU 23.574
5	3	R. DE ROSA 23.602
6	9	J. NAVARRO 23.619
7	55	Y. MONTELLA 23.660
8	99	A. HUERTAS 23.671
9	13	L. OTTAVIANI 23.704
10	23	M. SCHROETTER 23.726
11	71	T. EDWARDS 23.741
12	28	G. VAN STRAALEN 23.754
13	29	N. SPINELLI 23.770
14	25	A. VERDOIA 23.800
15	14	L. MAHIAS 23.815
16	69	T. BOOTH-AMOS 23.833
17	22	F. FULIGNI 23.863
18	6	E. PUSCEDDU 23.869
19	27	A. DIAZ 23.871
20	67	S. VALTULINI 23.951
21	21	F. FULIGNI 23.956
22	17	J. MCPHEE 23.993
23	73	M. KOFLER 24.009
24	68	L. POWER 24.017
25	51	A. SARMOON 24.033
26	4	H. TRUELOVE 24.062
27	95	T. MACKENZIE 24.350
28	7	A. NORRODIN 24.350
29	98	M. ABE 24.500

SEG. 2		
1	62	S. MANZI 34.466
2	64	F. CARICASULO 34.499
3	54	B. SOFUOGLU 34.605
4	23	M. SCHROETTER 34.657
5	55	Y. MONTELLA 34.660
6	11	N. BULEGA 34.678
7	3	R. DE ROSA 34.717
8	14	L. MAHIAS 34.788
9	9	J. NAVARRO 34.862
10	28	G. VAN STRAALEN 34.887
11	25	A. VERDOIA 34.899
12	29	N. SPINELLI 34.910
13	13	L. OTTAVIANI 34.928
14	99	A. HUERTAS 34.932
15	27	A. DIAZ 34.948
16	69	T. BOOTH-AMOS 35.005
17	71	T. EDWARDS 35.033
18	22	F. FULIGNI 35.057
19	67	S. VALTULINI 35.063
20	21	F. FULIGNI 35.069
21	6	E. PUSCEDDU 35.072
22	73	M. KOFLER 35.211
23	17	J. MCPHEE 35.221
24	4	H. TRUELOVE 35.325
25	51	A. SARMOON 35.366
26	68	L. POWER 35.406
27	95	T. MACKENZIE 35.523
28	7	A. NORRODIN 35.769
29	94	V. DEBISE 35.788
30	98	M. ABE 35.824

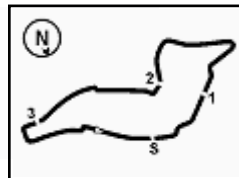
SEG. 3		
1	62	S. MANZI 29.485
2	11	N. BULEGA 29.544
3	64	F. CARICASULO 29.625
4	99	A. HUERTAS 29.667
5	55	Y. MONTELLA 29.668
6	23	M. SCHROETTER 29.722
7	54	B. SOFUOGLU 29.729
8	25	A. VERDOIA 29.786
9	9	J. NAVARRO 29.793
10	3	R. DE ROSA 29.811
11	13	L. OTTAVIANI 29.895
12	69	T. BOOTH-AMOS 29.945
13	28	G. VAN STRAALEN 29.963
14	67	S. VALTULINI 29.989
15	14	L. MAHIAS 29.992
16	21	F. FULIGNI 30.037
17	71	T. EDWARDS 30.096
18	17	J. MCPHEE 30.114
19	29	N. SPINELLI 30.137
20	6	E. PUSCEDDU 30.153
21	95	T. MACKENZIE 30.153
22	27	A. DIAZ 30.223
23	22	F. FULIGNI 30.235
24	73	M. KOFLER 30.265
25	94	V. DEBISE 30.269
26	51	A. SARMOON 30.337
27	68	L. POWER 30.404
28	4	H. TRUELOVE 30.418
29	7	A. NORRODIN 30.619
30	98	M. ABE 30.719

SEG. 4		
1	62	S. MANZI 23.474
2	64	F. CARICASULO 23.505
3	23	M. SCHROETTER 23.634
4	13	L. OTTAVIANI 23.639
5	11	N. BULEGA 23.647
6	14	L. MAHIAS 23.689
7	54	B. SOFUOGLU 23.715
8	69	T. BOOTH-AMOS 23.723
9	9	J. NAVARRO 23.740
10	99	A. HUERTAS 23.745
11	55	Y. MONTELLA 23.755
12	27	A. DIAZ 23.785
13	3	R. DE ROSA 23.800
14	25	A. VERDOIA 23.907
15	71	T. EDWARDS 23.911
16	6	E. PUSCEDDU 23.950
17	28	G. VAN STRAALEN 23.969
18	67	S. VALTULINI 24.011
19	21	F. FULIGNI 24.125
20	17	J. MCPHEE 24.132
21	29	N. SPINELLI 24.191
22	22	F. FULIGNI 24.224
23	73	M. KOFLER 24.263
24	95	T. MACKENZIE 24.286
25	51	A. SARMOON 24.350
26	68	L. POWER 24.380
27	4	H. TRUELOVE 24.465
28	98	M. ABE 24.525
29	7	A. NORRODIN 24.549
30	94	V. DEBISE 25.235

16/07/2023

These data/results cannot be reproduced, stored and/or transmitted in whole or in part by any manner of electronic, mechanical, photocopying, recording, broadcasting or otherwise now known or herein after developed without the previous express consent by the copyright owner, except for reproduction in daily press and regular printed publications on sale to the public within 60 days of the event related to those data/results and always provided that copyright symbol appears together as follows below.

© DORNA WSBK ORGANIZATION Srl 2023



Imola Circuit 4.936 m

**Prometeon Italian Round, 14–16 July 2023**
**Ideal Times Warm Up**

No. Rider	Nat	Bike	Seg. 1 Diff. 1	Seg. 2 Diff. 2	Seg. 3 Diff. 3	Seg. 4 Diff. 4	Ideal Time Best Lap	Pos.	Diff.
1 62 S. MANZI	ITA	Yamaha YZF R6	23.486 +0.003	<b>34.466</b> +0.023	<b>29.485</b>	<b>23.474</b> +0.187	<b>1'50.911</b> 1'51.124	1	0.213
2 64 F. CARICASULO	ITA	Ducati Panigale V2	23.311 +0.183	34.499	29.625 +0.003	23.505 +0.123	<b>1'50.940</b> 1'51.249	2	0.309
3 11 N. BULEGA	ITA	Ducati Panigale V2	23.537 +0.019	34.678	29.544 +0.120	23.647 +0.022	<b>1'51.406</b> 1'51.567	3	0.161
4 54 B. SOFUOGLU	TUR	MV Agusta F3 800 RR	23.574 +0.101	34.605	29.729 +0.179	23.715	<b>1'51.623</b> 1'51.903	5	0.280
5 23 M. SCHROETTER	GER	MV Agusta F3 800 RR	23.726 +0.080	34.657	29.722	23.634 +0.102	<b>1'51.739</b> 1'51.921	6	0.182
6 55 Y. MONTELLA	ITA	Ducati Panigale V2	23.660	34.660 +0.026	29.668	23.755	<b>1'51.743</b> 1'51.769	4	0.026
7 3 R. DE ROSA	ITA	Ducati Panigale V2	23.602	34.717 +0.102	29.811 +0.023	23.800	<b>1'51.930</b> 1'52.055	7	0.125
8 9 J. NAVARRO	ESP	Yamaha YZF R6	23.619	34.862 +0.079	29.793	23.740	<b>1'52.014</b> 1'52.093	8	0.079
9 99 A. HUERTAS	ESP	Kawasaki ZX-6R	23.671 +0.075	34.932	29.667 +0.064	23.745	<b>1'52.015</b> 1'52.154	9	0.139
10 13 L. OTTAVIANI	ITA	MV Agusta F3 800 RR	23.704	34.928 +0.037	29.895	23.639 +0.154	<b>1'52.166</b> 1'52.357	10	0.191
11 14 L. MAHIAS	FRA	Kawasaki ZX-6R	23.815 +0.013	34.788	29.992 +0.226	23.689 +0.135	<b>1'52.284</b> 1'52.658	12	0.374
12 25 A. VERDOIA	FRA	Yamaha YZF R6	23.800	34.899	29.786 +0.218	23.907	<b>1'52.392</b> 1'52.610	11	0.218
13 69 T. BOOTH-AMOS	GBR	Kawasaki ZX-6R	23.833	35.005 +0.050	29.945 +0.149	23.723	<b>1'52.506</b> 1'52.705	13	0.199
14 28 G. VAN STRALEEN	NED	Yamaha YZF R6	23.754 +0.038	34.887 +0.224	29.963 +0.176	23.969 +0.209	<b>1'52.573</b> 1'53.220	18	0.647
15 71 T. EDWARDS	AUS	Yamaha YZF R6	23.741	35.033	30.096	23.911	<b>1'52.781</b> 1'52.781	14	
16 27 A. DIAZ	ESP	Yamaha YZF R6	23.871	34.948 +0.314	30.223	23.785 +0.019	<b>1'52.827</b> 1'53.160	17	0.333
17 29 N. SPINELLI	ITA	Yamaha YZF R6	23.770	34.910	30.137	24.191 +0.010	<b>1'53.008</b> 1'53.018	15	0.010
18 67 S. VALTULINI	ITA	Kawasaki ZX-6R	23.951	35.063	29.989	24.011 +0.327	<b>1'53.014</b> 1'53.341	20	0.327
19 6 E. PUSCEDDU	ITA	Yamaha YZF R6	23.869	35.072	30.153	23.950	<b>1'53.044</b> 1'53.044	16	
20 21 F. FULIGNI	ITA	Yamaha YZF R6	23.956	35.069 +0.020	30.037	24.125 +0.060	<b>1'53.187</b> 1'53.267	19	0.080
21 22 F. FULIGNI	ITA	Ducati Panigale V2	23.863	35.057	30.235	24.224 +1'29.279	<b>1'53.379</b> 1'53.503	21	0.124
22 17 J. MCPHEE	GBR	Kawasaki ZX-6R	23.993	35.221 +0.059	30.114 +0.013	24.132	<b>1'53.460</b> 1'53.532	22	0.072
23 73 M. KOFLER	AUT	Ducati Panigale V2	24.009	35.211	30.265	24.263 +0.014	<b>1'53.748</b> 1'53.762	23	0.014
24 51 A. SARMOON	THA	Yamaha YZF R6	24.033	35.366	30.337 +0.081	24.350	<b>1'54.086</b> 1'54.167	24	0.081
25 68 L. POWER	AUS	Kawasaki ZX-6R	24.017 +0.251	35.406 +0.208	30.404 +0.249	24.380	<b>1'54.207</b> 1'54.915	27	0.708
26 4 H. TRUELOVE	GBR	Triumph Street Triple RS 765	24.062 +0.072	35.325	30.418	24.465	<b>1'54.270</b> 1'54.342	25	0.072
27 95 T. MACKENZIE	GBR	Honda CBR600RR	24.350	35.523	30.153	24.286 +0.133	<b>1'54.312</b> 1'54.445	26	0.133
28 7 A. NORRODIN	MAS	Honda CBR600RR	24.350	35.769	30.619	24.549 +0.171	<b>1'55.287</b> 1'55.458	28	0.171
29 98 M. ABE	JPN	Yamaha YZF R6	24.500 +0.018	35.824 +0.255	30.719 +0.098	24.525	<b>1'55.568</b> 1'55.939	29	0.371
94 V. DEBISE	FRA	Yamaha YZF R6							
<b>Overall Ideal Time</b>			23.311	34.466	29.485	23.474	<b>1'50.736</b>		

16/07/2023

These data/results cannot be reproduced, stored and/or transmitted in whole or in part by any manner of electronic, mechanical, photocopying, recording, broadcasting or otherwise now known or herein after developed without the previous express consent by the copyright owner, except for reproduction in daily press and regular printed publications on sale to the public within 60 days of the event related to those data/results and always provided that copyright symbol appears together as follows below.

© DORNA WSBK ORGANIZATION Srl 2023

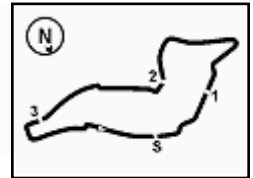
FICR PERUGIA TIMING











**Prometeon Italian Round, 14-16 July 2023**  
**Chronological Analysis Warm Up**

5	24.182	<b>35.221</b>	30.211	24.286	1'53.900	245,0	9:33'10.125
6	24.031	35.590	30.588	24.217	1'54.426	246,1	9:35'04.551
7	25.323	36.374	37.255	24.171	2'03.123C	243,3	9:37'07.674
8	<b>23.993</b>	35.280	30.127	<b>24.132</b>	<b>1'53.532</b>	245,0	9:39'01.206
9	24.036	35.589	<b>30.114</b>	24.388	1'54.127	<b>247,3</b>	9:40'55.333

23° 73 M. KOFLER [1'53.762]							
Lap	Seg1	Seg2	Seg3	Seg4	Lap Time	km/h	Local Time
1							9:25'12.771
2	45.618	40.963	36.560	29.691	2'32.832P	159,2	9:27'45.603
3	24.570	36.020	30.560	24.661	1'55.811	245,0	9:29'41.414
4	24.284	35.597	30.651	24.498	1'55.030	245,6	9:31'36.444
5	24.167	35.733	31.590	26.556	1'58.046	245,0	9:33'34.490
6	24.230	35.566	30.278	<b>24.263</b>	1'54.337	248,5	9:35'28.827
7	24.826	35.679	30.518	24.298	1'55.321C	244,4	9:37'24.148
8	24.184	36.252	31.526	25.828	1'57.790C	246,1	9:39'21.938
9	<b>24.009</b>	<b>35.211</b>	<b>30.265</b>	24.277	<b>1'53.762</b>	<b>250,2</b>	9:41'15.700

24° 51 A. SARMOON [1'54.167]							
Lap	Seg1	Seg2	Seg3	Seg4	Lap Time	km/h	Local Time
1							9:24'51.119
2	40.879	37.177	33.263	29.827	2'21.146P	183,1	9:27'12.265
3	24.590	35.893	30.836	24.548	1'55.867	246,1	9:29'08.132
4	24.475	36.053	33.119	24.405	1'58.052	241,1	9:31'06.184
5	24.662	35.674	30.507	25.137	1'55.980	243,9	9:33'02.164
6	24.115	35.474	<b>30.337</b>	24.356	1'54.282	<b>247,3</b>	9:34'56.446
7	25.445	37.055	30.935	24.516	1'57.951C	232,6	9:36'54.397
8	<b>24.033</b>	<b>35.366</b>	30.418	<b>24.350</b>	<b>1'54.167</b>	246,1	9:38'48.564
9	24.215	35.491	30.600	24.784	1'55.090	243,9	9:40'43.654

25° 4 H. TRUELOVE [1'54.342]							
Lap	Seg1	Seg2	Seg3	Seg4	Lap Time	km/h	Local Time
1							9:24'49.585
2	41.124	36.197	31.076	24.632	2'13.029P	179,7	9:27'02.614
3	24.467	36.235	30.512	22.810	1'54.024C	<b>245,6</b>	9:28'56.638
4	25.792	35.414	30.576	24.798	1'56.580C	232,6	9:30'53.218
5	24.399	35.598	36.755	24.745	2'01.497	242,8	9:32'54.715
6	24.653	35.616	30.745	23.410	1'54.424C	241,1	9:34'49.139
7	33.858	36.790	30.800	24.639	2'06.087C	134,0	9:36'55.226
8	24.134	<b>35.325</b>	<b>30.418</b>	<b>24.465</b>	<b>1'54.342</b>	245,0	9:38'49.568

26° 95 T. MACKENZIE [1'54.445]							
Lap	Seg1	Seg2	Seg3	Seg4	Lap Time	km/h	Local Time
1							9:25'25.354
2	41.734	37.306	32.240	25.280	2'16.560P	165,4	9:27'41.914
3	24.846	36.112	30.682	24.525	1'56.165	233,6	9:29'38.079
4	24.667	35.630	30.209	24.311	1'54.817	<b>237,3</b>	9:31'32.896
5	24.410	35.928	30.384	<b>24.286</b>	1'55.008	236,3	9:33'27.904
6	<b>24.350</b>	<b>35.523</b>	<b>30.153</b>	24.419	<b>1'54.445</b>	<b>237,3</b>	9:35'22.349

27° 68 L. POWER [1'54.915]							
Lap	Seg1	Seg2	Seg3	Seg4	Lap Time	km/h	Local Time
1							9:25'32.223
2	38.551	37.015	34.110	24.907	2'14.583P	175,8	9:27'46.806
3	24.692	35.923	30.728	24.624	1'55.967	<b>244,4</b>	9:29'42.773
4	24.248	35.622	30.749	24.505	1'55.124	242,8	9:31'37.897
5	24.140	35.625	<b>30.404</b>	24.782	1'54.951	243,3	9:33'32.848
6	24.268	35.614	30.653	<b>24.380</b>	<b>1'54.915</b>	241,6	9:35'27.763
7	24.172	<b>35.406</b>	30.539	24.303	1'54.420C	242,2	9:37'22.183
8	<b>24.017</b>	35.638	30.848	24.592	1'55.095C	242,2	9:39'17.278
9	24.261	35.885	30.720	24.875	1'55.741	240,0	9:41'13.019

28° 7 A. NORRODIN [1'55.458]							
Lap	Seg1	Seg2	Seg3	Seg4	Lap Time	km/h	Local Time
1							9:24'48.200
2	44.831	37.325	34.057	25.882	2'22.095P	176,4	9:27'10.295
3	25.106	36.716	31.278	25.141	1'58.241	234,7	9:29'08.536
4	24.477	36.102	34.179	<b>24.549</b>	1'59.307	<b>238,4</b>	9:31'07.843
5	24.491	36.026	30.724	24.589	1'55.830	237,8	9:33'03.673
6	24.473	35.844	30.725	24.730	1'55.772	237,8	9:34'59.445
7	24.731	36.342	30.965	24.570	1'56.608C	237,3	9:36'56.053
8	<b>24.350</b>	<b>35.769</b>	<b>30.619</b>	24.720	<b>1'55.458</b>	<b>238,4</b>	9:38'51.511
9	24.455	35.988	30.819	24.694	1'55.956	237,8	9:40'47.467

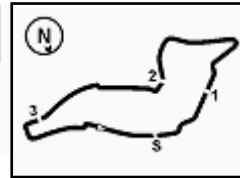
29° 98 M. ABE [1'55.939]							
Lap	Seg1	Seg2	Seg3	Seg4	Lap Time	km/h	Local Time
1							9:25'07.857
2	39.685	36.991	31.396	24.766	2'12.838P	185,4	9:27'20.695
3	24.639	36.265	30.969	<b>24.525</b>	1'56.398	240,5	9:29'17.093
4	24.722	36.182	30.821	24.706	1'56.431	234,7	9:31'13.524
5	24.708	<b>35.824</b>	<b>30.719</b>	23.146	1'54.397C	238,9	9:33'07.921
6	26.133	36.204	31.192	24.682	1'58.211C	229,6	9:35'06.132
7	24.735	36.198	31.184	24.603	1'56.720C	240,5	9:37'02.852
8	<b>24.500</b>	36.125	30.771	24.759	1'56.155	<b>241,6</b>	9:38'59.007
9	24.518	36.079	30.817	<b>24.525</b>	<b>1'55.939</b>	238,4	9:40'54.946

30° 94 V. DEBISE							
Lap	Seg1	Seg2	Seg3	Seg4	Lap Time	km/h	Local Time
1							9:29'18.179
2	37.564	<b>35.788</b>	30.556	3'31.551	5'15.459P	184,7	9:34'33.638
3	38.658	38.059	33.181	2'20.550	4'10.448CP	<b>190,0</b>	9:38'44.086
4	37.741	40.292	<b>30.269</b>	<b>25.235</b>	2'13.537P	188,7	9:40'57.623

16/07/2023 P = Pits In/Out - C = Lap Time Cancelled

These data/results cannot be reproduced, stored and/or transmitted in whole or in part by any manner of electronic, mechanical, photocopying, recording, broadcasting or otherwise now known or herein after developed without the previous express consent by the copyright owner, except for reproduction in daily press and regular printed publications on sale to the public within 60 days of the event related to those data/results and always provided that copyright symbol appears together as follows below.

© DORNA WSBK ORGANIZATION Srl 2023




Imola Circuit 4.936 m

**Prometeon Italian Round, 14-16 July 2023**


**Weather Report Warm Up**

Session started 09:25 - Session ended 9:43


**Air Temperature**




**Track Temperature**



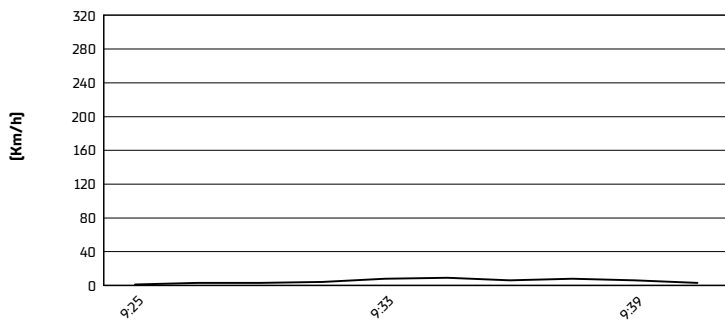
**Air Pressure**



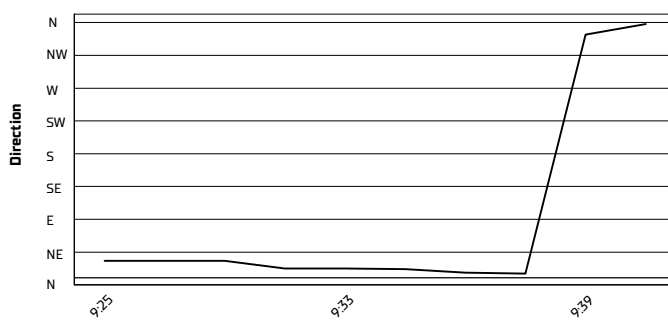
**Humidity**



**Wind Speed**



**Wind Direction**



16/07/2023

These data/results cannot be reproduced, stored and/or transmitted in whole or in part by any manner of electronic, mechanical, photocopying, recording, broadcasting or otherwise now known or herein after developed without the previous express consent by the copyright owner, except for reproduction in daily press and regular printed publications on sale to the public within 60 days of the event related to those data/results and always provided that copyright symbol appears together as follows below.

© DORNA WSBK ORGANIZATION Srl 2023