

Prometeon Italian Round, 14-16 July 2023

Results Warm Up

No.	Rider	Nat	Team	Bike	Time	Gap	Rel.	Laps	Speed	
									Avg	Max
1	91 M. VANNUCCI	ITA	AG Motorsport Italia Yamaha	Yamaha YZF-R3	2'05.829			7	141,220	187,7
2	28 L. LEHMANN	GER	Freudenberg KTM-Paligo Racing	KTM RC 390 R	2'06.351	0.522	0.522	7	140,637	187,7
3	60 D. GEIGER	GER	Freudenberg KTM-Paligo Racing	KTM RC 390 R	2'06.357	0.528	0.006	7	140,630	186,7
4	26 M. GENNAI	ITA	Team BrCorse	Yamaha YZF-R3	2'06.435	0.606	0.078	5	140,543	185,7
5	85 K. SABATUCCI	ITA	Team Flembbo-PI Performances	Kawasaki Ninja 400	2'06.519	0.690	0.084	7	140,450	193,5
6	12 H. MAIER	BRA	Yamaha MS Racing/AD78 Latin America Team	Yamaha YZF-R3	2'06.761	0.932	0.242	5	140,182	192,4
7	69 T. ALBERTO	PHI	Fusport-RT Motorsport by SKM-Kawasaki	Kawasaki Ninja 400	2'06.775	0.946	0.014	7	140,166	192,1
8	22 M. GARCIA	ESP	China Racing Team	Kove 321RR	2'06.856	1.027	0.081	7	140,077	187,0
9	6 J. BUIS	NED	MTM Kawasaki	Kawasaki Ninja 400	2'06.861	1.032	0.005	7	140,071	190,0
10	48 J. GARCIA	ESP	Team Flembbo-PI Performances	Kawasaki Ninja 400	2'06.933	1.104	0.072	7	139,992	189,7
11	25 M. MARTELLA	ITA	ProDina Kawasaki Racing	Kawasaki Ninja 400	2'06.965	1.136	0.032	7	139,957	190,0
12	88 D. MOGEDA	ESP	Kawasaki GP Project	Kawasaki Ninja 400	2'07.023	1.194	0.058	7	139,893	193,5
13	93 M. GAGGI	ITA	Team BrCorse	Yamaha YZF-R3	2'07.130	1.301	0.107	7	139,775	187,7
14	8 B. IERACI	ITA	ProDina Kawasaki Racing	Kawasaki Ninja 400	2'07.170	1.341	0.040	6	139,731	188,0
15	17 R. BIJMAN	NED	Arco Motor University Team	Yamaha YZF-R3	2'07.469	1.640	0.299	6	139,403	189,7
16	77 J. OSUNA SAEZ	ESP	Deza-Box 77 Racing Team	Kawasaki Ninja 400	2'07.553	1.724	0.084	6	139,312	187,7
17	73 J. PEREZ GONZALEZ	ESP	Accolade Smrz Racing BGR	Kawasaki Ninja 400	2'07.569	1.740	0.016	7	139,294	190,4
18	80 G. MASTROLUCA	ITA	Arco Motor University Team	Yamaha YZF-R3	2'07.817	1.988	0.248	6	139,024	185,0
19	23 S. DI SORA	FRA	ProDina Kawasaki Racing	Kawasaki Ninja 400	2'07.870	2.041	0.053	5	138,966	185,4
20	53 P. SVOBODA	CZE	Fusport-RT Motorsport by SKM-Kawasaki	Kawasaki Ninja 400	2'07.875	2.046	0.005	6	138,961	183,4
21	13 D. BERGAMINI	ITA	ProGP Racing	Yamaha YZF-R3	2'07.879	2.050	0.004	7	138,956	186,3
22	31 R. SARCHI	ITA	Gradaracorse	Kawasaki Ninja 400	2'07.941	2.112	0.062	7	138,889	186,3
23	7 L. VENEMAN	NED	MTM Kawasaki	Kawasaki Ninja 400	2'08.143	2.314	0.202	7	138,670	187,7
24	47 F. SEABRIGHT	GBR	Kawasaki GP Project	Kawasaki Ninja 400	2'08.169	2.340	0.026	6	138,642	187,0
25	39 E. VALENTIM	BRA	Yamaha MS Racing/AD78 Latin America Team	Yamaha YZF-R3	2'08.507	2.678	0.338	6	138,277	185,7
26	51 J. URIOSTEGUI	MEX	Team#109 Kawasaki	Kawasaki Ninja 400	2'08.608	2.779	0.101	7	138,169	189,0
27	15 A. COPPOLA	ITA	Sublime Racing by MS Racing	Yamaha YZF-R3	2'08.703	2.874	0.095	7	138,067	186,7
28	81 I. PERISTERAS	GRE	ProGP Racing	Yamaha YZF-R3	2'08.741	2.912	0.038	7	138,026	181,9
29	24 M. AGAZZI	ITA	Sublime Racing by MS Racing	Yamaha YZF-R3	2'08.755	2.926	0.014	5	138,011	184,1
30	41 R. TRAGNI	ITA	AG Motorsport Italia Yamaha	Yamaha YZF-R3	2'08.972	3.143	0.217	7	137,779	183,8
31	19 A. ZANCA	ITA	Team#109 Kawasaki	Kawasaki Ninja 400				0		143,8

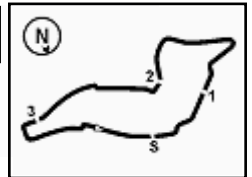
AIR	Humidity:	60%	Temp:	31°C
TRACK	Condition:	Dry	Temp:	42°C

Records	Pole	(SP)	2019	M.Perez	2'06.351	140,640	Km/h
	Race	(RC1)	2023	M.Vannucci	2'06.257	140,740	Km/h
	All Times	(RC1)	2023	M.Vannucci	2'06.257	140,740	Km/h

Start 09:50 End 10:10 The results are provisional until the end of the time limit for protests and appeals and the completion of the technical checks.

These data/results cannot be reproduced, stored and/or transmitted in whole or in part by any manner of electronic, mechanical, photocopying, recording, broadcasting or otherwise now known or herein after developed without the previous express consent by the copyright owner, except for reproduction in daily press and regular printed publications on sale to the public within 60 days of the event related to those data/results and always provided that copyright symbol appears together as follows below.

© DORNA WSBK ORGANIZATION Srl 2023



Prometeon Italian Round, 14-16 July 2023
Results Warm Up

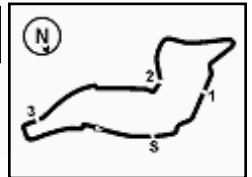
Session Highlights

Local Time	No. Rider	Description
09.50.00		Start
09.51.00		WorldSSP300 Pit Intervention Time: 1min 19secs
09.51.58	19 A. ZANCA	Crashed - Turn 11
09.55.59	41 R. TRAGNI	Lap Cancelled [2'30.870] - Yellow Flag - Turn 11-12
09.56.04	22 M. GARCIA	Lap Cancelled [2'27.544] - Yellow Flag - Turn 11-12
09.56.09	81 I. PERISTERAS	Lap Cancelled [2'26.995] - Yellow Flag - Turn 11-12
09.56.14	91 M. VANNUCCI	Lap Cancelled [2'32.465] - Yellow Flag - Turn 11-12
09.56.19	28 L. LEHMANN	Lap Cancelled [2'27.640] - Yellow Flag - Turn 11-12
09.56.24	60 D. GEIGER	Lap Cancelled [2'28.352] - Yellow Flag - Turn 11-12
09.57.00	69 T. ALBERTO	Current and Following Lap Cancelled - Exceeded Track Limits - Turn 21
09.58.50	47 F. SEABRIGHT	Lap Cancelled [2'08.705] - Exceeded Track Limits - Turn 13
10.00.58	24 M. AGAZZI	Current and Following Lap Cancelled - Exceeded Track Limits - Turn 21
10.02.05	41 R. TRAGNI	Current and Following Lap Cancelled - Exceeded Track Limits - Turn 21
10.02.17	26 M. GENNAI	Crashed - Turn 10
10.02.37	69 T. ALBERTO	Lap Cancelled [2'10.746] - Exceeded Track Limits - Turn 15
10.05.37	17 R. BIJMAN	Lap Cancelled [2'09.276] - Exceeded Track Limits - Turn 13
10.06.23	73 J. PEREZ GONZALEZ	Lap Cancelled [2'09.890] - Yellow Flag - Turn 9
10.06.28	7 L. VENEMAN	Lap Cancelled [2'08.859] - Yellow Flag - Turn 9
10.06.33	51 J. URIOSTEGUI	Lap Cancelled [2'07.961] - Yellow Flag - Turn 9
10.06.38	6 J. BUIS	Lap Cancelled [2'08.489] - Yellow Flag - Turn 9
10.06.43	15 A. COPPOLA	Lap Cancelled [2'10.007] - Yellow Flag - Turn 9
10.06.48	85 K. SABATUCCI	Lap Cancelled [2'10.945] - Yellow Flag - Turn 9
10.06.53	13 D. BERGAMINI	Lap Cancelled [2'09.366] - Yellow Flag - Turn 9
10.06.58	31 R. SARCHI	Lap Cancelled [2'07.672] - Yellow Flag - Turn 9
10.07.03	93 M. GAGGI	Lap Cancelled [2'09.785] - Yellow Flag - Turn 9
10.07.08	48 J. GARCIA	Lap Cancelled [2'09.552] - Yellow Flag - Turn 9
10.07.13	8 B. IERACI	Lap Cancelled [2'08.810] - Yellow Flag - Turn 9
10.07.18	12 H. MAIER	Lap Cancelled [2'07.681] - Yellow Flag - Turn 9
10.07.23	88 D. MOGEDA	Lap Cancelled [2'08.338] - Yellow Flag - Turn 9
10.07.28	69 T. ALBERTO	Lap Cancelled [2'08.301] - Yellow Flag - Turn 9
10.07.33	25 M. MARTELLA	Lap Cancelled [2'08.252] - Yellow Flag - Turn 9
10.07.38	80 G. MASTROLUCA	Lap Cancelled [2'08.068] - Yellow Flag - Turn 9
10.07.43	17 R. BIJMAN	Lap Cancelled [2'09.276] - Yellow Flag - Turn 9
10.07.48	81 I. PERISTERAS	Lap Cancelled [2'08.645] - Yellow Flag - Turn 9
10.07.53	22 M. GARCIA	Lap Cancelled [2'07.258] - Yellow Flag - Turn 9
10.07.58	91 M. VANNUCCI	Lap Cancelled [2'11.371] - Yellow Flag - Turn 9
10.08.03	60 D. GEIGER	Lap Cancelled [2'06.092] - Yellow Flag - Turn 9
10.08.08	28 L. LEHMANN	Lap Cancelled [2'07.395] - Yellow Flag - Turn 9
10.08.13	41 R. TRAGNI	Lap Cancelled [2'10.424] - Yellow Flag - Turn 9
10.08.18	53 P. SVOBODA	Lap Cancelled [2'12.998] - Yellow Flag - Turn 9
10.08.23	47 F. SEABRIGHT	Lap Cancelled [2'08.410] - Yellow Flag - Turn 9
10.08.28	23 S. DI SORA	Lap Cancelled [2'07.542] - Yellow Flag - Turn 9
10.08.33	39 E. VALENTIM	Lap Cancelled [2'10.907] - Yellow Flag - Turn 9
10.10.05	48 J. GARCIA	Lap Cancelled [2'08.287] - Exceeded Track Limits - Turn 13
10.10.10	69 T. ALBERTO	Lap Cancelled [2'10.668] - Exceeded Track Limits - Turn 13
10.10.52		End Of Session

Start End The results are provisional until the end of the time limit for protests and appeals
16/07/2023 09:50 10:10 and the completion of the technical checks.

These data/results cannot be reproduced, stored and/or transmitted in whole or in part by any manner of electronic, mechanical, photocopying, recording, broadcasting or otherwise now known or herein after developed without the previous express consent by the copyright owner, except for reproduction in daily press and regular printed publications on sale to the public within 60 days of the event related to those data/results and always provided that copyright symbol appears together as follows below.

© DORNA WSBK ORGANIZATION Srl 2023



Prometeon Italian Round, 14–16 July 2023
Results Warm Up

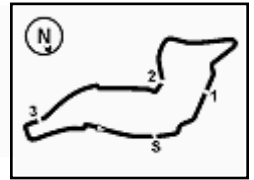
Fastest Laps Sequence

No.	Rider	Nat	Team	Bike	Local Time	Time	Gap	Avg
53	P. SVOBODA	CZE	Fusport-RT Motorsport by SKM-Kawasaki	Kawasaki Ninja 400	09:54'30.947	2'08.916		137,839
47	F. SEABRIGHT	GBR	Kawasaki GP Project	Kawasaki Ninja 400	09:54'32.337	2'08.814	-0.102	137,948
26	M. GENNAI	ITA	Team BrCorse	Yamaha YZF-R3	09:54'43.916	2'08.019	-0.795	138,804
69	T. ALBERTO	PHI	Fusport-RT Motorsport by SKM-Kawasaki	Kawasaki Ninja 400	09:54'55.378	2'07.968	-0.051	138,860
6	J. BUIS	NED	MTM Kawasaki	Kawasaki Ninja 400	09:54'57.231	2'06.892	-1.076	140,037
6	J. BUIS	NED	MTM Kawasaki	Kawasaki Ninja 400	09:57'04.106	2'06.875	-0.017	140,056
60	D. GEIGER	GER	Freudenberg KTM-Paligo Racing	KTM RC 390 R	09:57'51.005	2'06.764	-0.111	140,179
28	L. LEHMANN	GER	Freudenberg KTM-Paligo Racing	KTM RC 390 R	09:57'51.438	2'06.641	-0.123	140,315
91	M. VANNUCCI	ITA	AG Motorsport Italia Yamaha	Yamaha YZF-R3	09:59'55.327	2'06.480	-0.161	140,493
28	L. LEHMANN	GER	Freudenberg KTM-Paligo Racing	KTM RC 390 R	09:59'57.789	2'06.351	-0.129	140,637
91	M. VANNUCCI	ITA	AG Motorsport Italia Yamaha	Yamaha YZF-R3	10:02'01.631	2'06.304	-0.047	140,689
91	M. VANNUCCI	ITA	AG Motorsport Italia Yamaha	Yamaha YZF-R3	10:06'18.831	2'05.829	-0.475	141,220

16/07/2023 Start End The results are provisional until the end of the time limit for protests and appeals
09:50 10:10 and the completion of the technical checks.

These data/results cannot be reproduced, stored and/or transmitted in whole or in part by any manner of electronic, mechanical, photocopying, recording, broadcasting or otherwise now known or herein after developed without the previous express consent by the copyright owner, except for reproduction in daily press and regular printed publications on sale to the public within 60 days of the event related to those data/results and always provided that copyright symbol appears together as follows below.

© DORNA WSBK ORGANIZATION Srl 2023



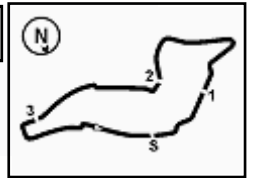
Imola Circuit 4.936 m

Prometeon Italian Round, 14-16 July 2023
Starting Grid - Race 2 (13 Laps x 4,936 km = 64,168 km)

1	1	60 GEIGER D. KTM 2'06.455	2	91 VANNUCCI M. Yamaha 2'06.824	3	53 SVOBODA P. Kawasaki 2'06.876
2	4	48 GARCIA J. Kawasaki 2'06.876	5	85 SABATUCCI K. Kawasaki 2'06.977	6	19 ZANCA A. Kawasaki 2'07.021
3	7	12 MAIER H. Yamaha 2'07.078	8	26 GENNAI M. Yamaha 2'07.272	9	23 DI SORA S. Kawasaki 2'07.299
4	10	6 BUIS J. Kawasaki 2'07.336	11	13 BERGAMINI D. Yamaha 2'07.372	12	73 PEREZ GONZALEZ J Kawasaki 2'07.533
5	13	69 ALBERTO T. Kawasaki 2'07.547	14	28 LEHMANN L. KTM 2'07.553	15	8 IERACI B. Kawasaki 2'07.629
6	16	93 GAGGI M. Yamaha 2'07.653	17	51 URIOSTEGUI J. Kawasaki 2'07.728	18	47 SEABRIGHT F. Kawasaki 2'07.748
7	19	22 GARCIA M. Kove 2'07.765	20	77 OSUNA SAEZ J. Kawasaki 2'07.777	21	39 VALENTIM E. Yamaha 2'07.892
8	22	88 MOGEDA D. Kawasaki 2'07.910	23	24 AGAZZI M. Yamaha 2'07.924	24	7 VENEMAN L. Kawasaki 2'08.018
9	25	17 BIJMAN R. Yamaha 2'08.076	26	15 COPPOLA A. Yamaha 2'08.115	27	41 TRAGNI R. Yamaha 2'08.219
10	28	25 MARTELLA M. Kawasaki 2'08.330	29	81 PERISTERAS I. Yamaha 2'08.504	30	31 SARCHI R. Kawasaki 2'08.596
11	31	80 MASTROLUCA G. Yamaha 2'09.465				

16/07/2023 The Race Director

These data/results cannot be reproduced, stored and/or transmitted in whole or in part by any manner of electronic, mechanical, photocopying, recording, broadcasting or otherwise now known or herein after developed without the previous express consent by the copyright owner, except for reproduction in daily press and regular printed publications on sale to the public within 60 days of the event related to those data/results and always provided that copyright symbol appears together as follows below. © DORNA WSBK ORGANIZATION Srl 2023



Imola Circuit 4.936 m

Prometeon Italian Round, 14-16 July 2023

Best Sectors & Speed Warm Up

BEST LAP		
1	91 M. VANNUCCI	Yamaha YZF-R3 2'05.829
2	28 L. LEHMANN	KTM RC 390 R 2'06.351
3	60 D. GEIGER	KTM RC 390 R 2'06.357
4	26 M. GENNAI	Yamaha YZF-R3 2'06.435
5	85 K. SABATUCCI	Kawasaki Ninja 400 2'06.519
6	12 H. MAIER	Yamaha YZF-R3 2'06.761
7	69 T. ALBERTO	Kawasaki Ninja 400 2'06.775
8	22 M. GARCIA	Kove 321RR 2'06.856
9	6 J. BUIS	Kawasaki Ninja 400 2'06.861
10	48 J. GARCIA	Kawasaki Ninja 400 2'06.933
11	25 M. MARTELLA	Kawasaki Ninja 400 2'06.965
12	88 D. MOGEDA	Kawasaki Ninja 400 2'07.023
13	93 M. GAGGI	Yamaha YZF-R3 2'07.130
14	8 B. IERACI	Kawasaki Ninja 400 2'07.170
15	17 R. BIJMAN	Yamaha YZF-R3 2'07.469
16	77 J. OSUNA SAEZ	Kawasaki Ninja 400 2'07.553
17	73 J. PEREZ GONZALEZ	Kawasaki Ninja 400 2'07.569
18	80 G. MASTROLUCA	Yamaha YZF-R3 2'07.817
19	23 S. DI SORA	Kawasaki Ninja 400 2'07.870
20	53 P. SVOBODA	Kawasaki Ninja 400 2'07.875
21	13 D. BERGAMINI	Yamaha YZF-R3 2'07.879
22	31 R. SARCHI	Kawasaki Ninja 400 2'07.941
23	7 L. VENEMAN	Kawasaki Ninja 400 2'08.143
24	47 F. SEABRIGHT	Kawasaki Ninja 400 2'08.169
25	39 E. VALENTIM	Yamaha YZF-R3 2'08.507
26	51 J. URIOSTEGUI	Kawasaki Ninja 400 2'08.608
27	15 A. COPPOLA	Yamaha YZF-R3 2'08.703
28	81 I. PERISTERAS	Yamaha YZF-R3 2'08.741
29	24 M. AGAZZI	Yamaha YZF-R3 2'08.755
30	41 R. TRAGNI	Yamaha YZF-R3 2'08.972
31	19 A. ZANCA	Kawasaki Ninja 400

SPEED		
1	85 K. SABATUCCI	Kawasaki Ninja 400 193,5
2	88 D. MOGEDA	Kawasaki Ninja 400 193,5
3	12 H. MAIER	Yamaha YZF-R3 192,4
4	69 T. ALBERTO	Kawasaki Ninja 400 192,1
5	73 J. PEREZ GONZALEZ	Kawasaki Ninja 400 190,4
6	6 J. BUIS	Kawasaki Ninja 400 190,0
7	25 M. MARTELLA	Kawasaki Ninja 400 190,0
8	48 J. GARCIA	Kawasaki Ninja 400 189,7
9	17 R. BIJMAN	Yamaha YZF-R3 189,7
10	51 J. URIOSTEGUI	Kawasaki Ninja 400 189,0
11	8 B. IERACI	Kawasaki Ninja 400 188,0
12	91 M. VANNUCCI	Yamaha YZF-R3 187,7
13	28 L. LEHMANN	KTM RC 390 R 187,7
14	7 L. VENEMAN	Kawasaki Ninja 400 187,7
15	93 M. GAGGI	Yamaha YZF-R3 187,7
16	77 J. OSUNA SAEZ	Kawasaki Ninja 400 187,7
17	47 F. SEABRIGHT	Kawasaki Ninja 400 187,0
18	22 M. GARCIA	Kove 321RR 187,0
19	15 A. COPPOLA	Yamaha YZF-R3 186,7
20	60 D. GEIGER	KTM RC 390 R 186,7
21	31 R. SARCHI	Kawasaki Ninja 400 186,3
22	13 D. BERGAMINI	Yamaha YZF-R3 186,3
23	39 E. VALENTIM	Yamaha YZF-R3 185,7
24	26 M. GENNAI	Yamaha YZF-R3 185,7
25	23 S. DI SORA	Kawasaki Ninja 400 185,4
26	80 G. MASTROLUCA	Yamaha YZF-R3 185,0
27	24 M. AGAZZI	Yamaha YZF-R3 184,1
28	41 R. TRAGNI	Yamaha YZF-R3 183,8
29	53 P. SVOBODA	Kawasaki Ninja 400 183,4
30	81 I. PERISTERAS	Yamaha YZF-R3 181,9
31	19 A. ZANCA	Kawasaki Ninja 400 143,8

SEG. 1		
1	85 K. SABATUCCI	27.352
2	88 D. MOGEDA	27.405
3	12 H. MAIER	27.453
4	69 T. ALBERTO	27.491
5	28 L. LEHMANN	27.518
6	8 B. IERACI	27.544
7	60 D. GEIGER	27.571
8	48 J. GARCIA	27.589
9	91 M. VANNUCCI	27.617
10	93 M. GAGGI	27.620
11	6 J. BUIS	27.622
12	25 M. MARTELLA	27.657
13	13 D. BERGAMINI	27.678
14	17 R. BIJMAN	27.769
15	26 M. GENNAI	27.782
16	73 J. PEREZ GONZALEZ	27.792
17	23 S. DI SORA	27.805
18	22 M. GARCIA	27.821
19	80 G. MASTROLUCA	27.840
20	7 L. VENEMAN	27.849
21	51 J. URIOSTEGUI	27.870
22	31 R. SARCHI	27.872
23	47 F. SEABRIGHT	27.921
24	77 J. OSUNA SAEZ	27.964
25	39 E. VALENTIM	28.043
26	15 A. COPPOLA	28.048
27	53 P. SVOBODA	28.073
28	24 M. AGAZZI	28.123
29	41 R. TRAGNI	28.173
30	81 I. PERISTERAS	28.251

SEG. 2		
1	91 M. VANNUCCI	38.436
2	26 M. GENNAI	38.490
3	60 D. GEIGER	38.500
4	28 L. LEHMANN	38.601
5	93 M. GAGGI	38.625
6	6 J. BUIS	38.635
7	25 M. MARTELLA	38.764
8	22 M. GARCIA	38.790
9	80 G. MASTROLUCA	38.812
10	85 K. SABATUCCI	38.816
11	69 T. ALBERTO	38.860
12	12 H. MAIER	38.924
13	48 J. GARCIA	38.925
14	73 J. PEREZ GONZALEZ	38.960
15	13 D. BERGAMINI	38.962
16	31 R. SARCHI	38.986
17	17 R. BIJMAN	38.993
18	88 D. MOGEDA	39.006
19	8 B. IERACI	39.017
20	23 S. DI SORA	39.025
21	77 J. OSUNA SAEZ	39.039
22	15 A. COPPOLA	39.122
23	7 L. VENEMAN	39.152
24	53 P. SVOBODA	39.219
25	51 J. URIOSTEGUI	39.255
26	81 I. PERISTERAS	39.290
27	39 E. VALENTIM	39.311
28	47 F. SEABRIGHT	39.346
29	24 M. AGAZZI	39.443
30	41 R. TRAGNI	39.475
31	19 A. ZANCA	40.381

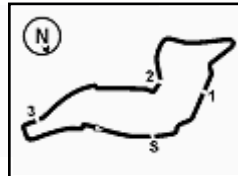
SEG. 3		
1	91 M. VANNUCCI	33.950
2	26 M. GENNAI	33.978
3	28 L. LEHMANN	34.111
4	60 D. GEIGER	34.121
5	85 K. SABATUCCI	34.138
6	25 M. MARTELLA	34.162
7	69 T. ALBERTO	34.172
8	12 H. MAIER	34.202
9	48 J. GARCIA	34.258
10	8 B. IERACI	34.268
11	6 J. BUIS	34.280
12	88 D. MOGEDA	34.317
13	93 M. GAGGI	34.323
14	80 G. MASTROLUCA	34.331
15	22 M. GARCIA	34.366
16	23 S. DI SORA	34.374
17	47 F. SEABRIGHT	34.400
18	77 J. OSUNA SAEZ	34.444
19	73 J. PEREZ GONZALEZ	34.445
20	13 D. BERGAMINI	34.472
21	17 R. BIJMAN	34.474
22	53 P. SVOBODA	34.493
23	81 I. PERISTERAS	34.523
24	51 J. URIOSTEGUI	34.567
25	41 R. TRAGNI	34.584
26	39 E. VALENTIM	34.614
27	31 R. SARCHI	34.642
28	7 L. VENEMAN	34.692
29	24 M. AGAZZI	34.839
30	15 A. COPPOLA	34.865

SEG. 4		
1	91 M. VANNUCCI	25.766
2	26 M. GENNAI	25.773
3	12 H. MAIER	25.804
4	53 P. SVOBODA	25.820
5	22 M. GARCIA	25.833
6	60 D. GEIGER	25.833
7	85 K. SABATUCCI	25.874
8	48 J. GARCIA	25.933
9	73 J. PEREZ GONZALEZ	25.952
10	6 J. BUIS	25.957
11	28 L. LEHMANN	25.979
12	47 F. SEABRIGHT	25.984
13	8 B. IERACI	25.996
14	93 M. GAGGI	25.996
15	80 G. MASTROLUCA	26.001
16	31 R. SARCHI	26.004
17	17 R. BIJMAN	26.037
18	77 J. OSUNA SAEZ	26.063
19	7 L. VENEMAN	26.083
20	88 D. MOGEDA	26.090
21	13 D. BERGAMINI	26.103
22	25 M. MARTELLA	26.111
23	23 S. DI SORA	26.116
24	69 T. ALBERTO	26.150
25	51 J. URIOSTEGUI	26.218
26	81 I. PERISTERAS	26.243
27	24 M. AGAZZI	26.326
28	39 E. VALENTIM	26.352
29	15 A. COPPOLA	26.373
30	41 R. TRAGNI	26.525

16/07/2023

These data/results cannot be reproduced, stored and/or transmitted in whole or in part by any manner of electronic, mechanical, photocopying, recording, broadcasting or otherwise now known or herein after developed without the previous express consent by the copyright owner, except for reproduction in daily press and regular printed publications on sale to the public within 60 days of the event related to those data/results and always provided that copyright symbol appears together as follows below.

© DORNA WSBK ORGANIZATION Srl 2023



Imola Circuit 4.936 m

Prometeon Italian Round, 14-16 July 2023

Ideal Times Warm Up

No.	Rider	Nat	Bike	Seg. 1	Seg. 2	Seg. 3	Seg. 4	Ideal Time			
				Diff. 1	Diff. 2	Diff. 3	Diff. 4	Best Lap	Pos.	Diff.	
1	91 M. VANNUCCI	ITA	Yamaha YZF-R3	27.617	38.436 +0.060	33.950	25.766	2'05.769	2'05.829	1	0.060
2	26 M. GENNAI	ITA	Yamaha YZF-R3	27.782 +0.214	38.490	33.978 +0.198	25.773	2'06.023	2'06.435	4	0.412
3	60 D. GEIGER	GER	KTM RC 390 R	27.571 +0.181	38.500 +0.151	34.121	25.833	2'06.025	2'06.357	3	0.332
4	85 K. SABATUCCI	ITA	Kawasaki Ninja 400	27.352 +0.339	38.816	34.138	25.874	2'06.180	2'06.519	5	0.339
5	28 L. LEHMANN	GER	KTM RC 390 R	27.518	38.601	34.111	25.979 +0.142	2'06.209	2'06.351	2	0.142
6	12 H. MAIER	BRA	Yamaha YZF-R3	27.453 +0.327	38.924	34.202 +0.051	25.804	2'06.383	2'06.761	6	0.378
7	6 J. BUIS	NED	Kawasaki Ninja 400	27.622	38.635	34.280 +0.109	25.957 +0.258	2'06.494	2'06.861	9	0.367
8	93 M. GAGGI	ITA	Yamaha YZF-R3	27.620 +0.069	38.625	34.323 +0.363	25.996 +0.134	2'06.564	2'07.130	13	0.566
9	69 T. ALBERTO	PHI	Kawasaki Ninja 400	27.491 +0.090	38.860	34.172	26.150 +0.012	2'06.673	2'06.775	7	0.102
10	25 M. MARTELLA	ITA	Kawasaki Ninja 400	27.657 +0.165	38.764	34.162	26.111 +0.106	2'06.694	2'06.965	11	0.271
11	48 J. GARCIA	ESP	Kawasaki Ninja 400	27.589 +0.210	38.925 +0.018	34.258	25.933	2'06.705	2'06.933	10	0.228
12	22 M. GARCIA	ESP	Kove 321RR	27.821	38.790 +0.046	34.366	25.833	2'06.810	2'06.856	8	0.046
13	88 D. MOGEDA	ESP	Kawasaki Ninja 400	27.405 +0.115	39.006	34.317 +0.008	26.090 +0.082	2'06.818	2'07.023	12	0.205
14	8 B. IERACI	ITA	Kawasaki Ninja 400	27.544 +0.176	39.017 +0.169	34.268	25.996	2'06.825	2'07.170	14	0.345
15	80 G. MASTROLUCCA	ITA	Yamaha YZF-R3	27.840 +0.176	38.812	34.331	26.001 +0.657	2'06.984	2'07.817	18	0.833
16	73 J. PEREZ GONZALEZ	ESP	Kawasaki Ninja 400	27.792 +0.067	38.960 +0.057	34.445	25.952 +0.296	2'07.149	2'07.569	17	0.420
17	13 D. BERGAMINI	ITA	Yamaha YZF-R3	27.678 +0.139	38.962	34.472 +0.089	26.103 +0.436	2'07.215	2'07.879	21	0.664
18	17 R. BUJMAN	NED	Yamaha YZF-R3	27.769 +0.116	38.993 +0.067	34.474 +0.013	26.037	2'07.273	2'07.469	15	0.196
19	23 S. DI SORA	FRA	Kawasaki Ninja 400	27.805	39.025 +0.530	34.374	26.116 +0.020	2'07.320	2'07.870	19	0.550
20	31 R. SARCHI	ITA	Kawasaki Ninja 400	27.872 +0.116	38.986	34.642	26.004 +0.321	2'07.504	2'07.941	22	0.437
21	77 J. OSUNA SAEZ	ESP	Kawasaki Ninja 400	27.964	39.039	34.444	26.063 +0.043	2'07.510	2'07.553	16	0.043
22	53 P. SVOBODA	CZE	Kawasaki Ninja 400	28.073	39.219 +0.154	34.493 +0.116	25.820	2'07.605	2'07.875	20	0.270
23	47 F. SEABRIGHT	GBR	Kawasaki Ninja 400	27.921	39.346 +0.070	34.400 +0.448	25.984	2'07.651	2'08.169	24	0.518
24	7 L. VENEMAN	NED	Kawasaki Ninja 400	27.849 +0.004	39.152 +0.110	34.692	26.083 +0.253	2'07.776	2'08.143	23	0.367
25	51 J. URIOSTEGUI	MEX	Kawasaki Ninja 400	27.870 +0.255	39.255 +0.196	34.567 +0.077	26.218 +0.170	2'07.910	2'08.608	26	0.698
26	81 I. PERISTERAS	GRE	Yamaha YZF-R3	28.251	39.290	34.523	26.243 +0.434	2'08.307	2'08.741	28	0.434
27	39 E. VALENTIM	BRA	Yamaha YZF-R3	28.043 +0.027	39.311 +0.160	34.614	26.352	2'08.320	2'08.507	25	0.187
28	15 A. COPPOLA	ITA	Yamaha YZF-R3	28.048 +0.121	39.122 +0.067	34.865 +0.010	26.373 +0.097	2'08.408	2'08.703	27	0.295
29	24 M. AGAZZI	ITA	Yamaha YZF-R3	28.123 +0.024	39.443	34.839	26.326	2'08.731	2'08.755	29	0.024
30	41 R. TRAGNI	ITA	Yamaha YZF-R3	28.173 +0.010	39.475	34.584 +0.085	26.525 +0.120	2'08.757	2'08.972	30	0.215
19	A. ZANCA	ITA	Kawasaki Ninja 400								
Overall Ideal Time				27.352	38.436	33.950	25.766	2'05.504			

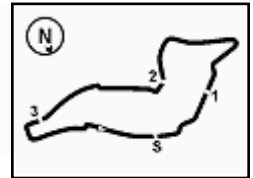
16/07/2023

These data/results cannot be reproduced, stored and/or transmitted in whole or in part by any manner of electronic, mechanical, photocopying, recording, broadcasting or otherwise now known or herein after developed without the previous express consent by the copyright owner, except for reproduction in daily press and regular printed publications on sale to the public within 60 days of the event related to those data/results and always provided that copyright symbol appears together as follows below.

© DORNA WSBK ORGANIZATION Srl 2023

FIGR PERUGIA TIMING





Prometeon Italian Round, 14-16 July 2023
Chronological Analysis Warm Up

1		39.824	34.877	26.569		122,8	9:52'23.523
2	28.117	39.832	34.758	26.107	2'08.814	187,0	9:54'32.337
3	28.356	39.398	34.822	26.129	2'08.705C	180,3	9:56'41.042
4	28.359	39.367	34.874	26.414	2'09.014	180,9	9:58'50.056
5	28.117	39.861	34.400	26.579	2'08.957	186,3	10:00'59.013
6	27.921	39.416	34.848	25.984	2'08.169	181,9	10:03'07.182
7	28.328	39.346	34.780	25.956	2'08.410C	180,3	10:05'15.592

25° 39 E. VALENTIM (2'08.507)							
Lap	Seg.1	Seg.2	Seg.3	Seg.4	Lap Time	km/h	Local Time
1		41.857	35.301	26.832		133,0	9:52'23.375
2	28.128	39.721	34.842	26.644	2'09.335	185,7	9:54'32.710
3	28.043	39.471	34.768	26.390	2'08.672	185,7	9:56'41.382
4	28.070	39.471	34.614	26.352	2'08.507	185,7	9:58'49.889
5	28.256	39.311	34.741	26.576	2'08.884	181,9	10:00'58.773
6	28.954	43.632	34.684	28.358	2'15.628	185,7	10:03'14.401
7	28.373	39.421	35.870	27.243	2'10.907C	180,6	10:05'25.308

26° 51 J. URIOSTEGUI (2'08.608)							
Lap	Seg.1	Seg.2	Seg.3	Seg.4	Lap Time	km/h	Local Time
1							9:50'12.717
2	45.170	40.488	35.512	26.873	2'28.043P	147,2	9:52'40.760
3	28.259	39.615	34.718	26.488	2'09.080	183,4	9:54'49.840
4	28.125	39.451	34.644	26.388	2'08.608	184,4	9:56'58.448
5	28.162	39.631	34.970	26.423	2'09.186	186,0	9:59'07.634
6	28.575	39.255	34.738	26.218	2'08.786	178,5	10:01'16.420
7	27.870	39.265	34.567	26.259	2'07.961C	189,0	10:03'24.381
8	28.313	39.799	34.861	26.632	2'09.605	183,1	10:05'33.986

27° 15 A. COPPOLA (2'08.703)							
Lap	Seg.1	Seg.2	Seg.3	Seg.4	Lap Time	km/h	Local Time
1							9:50'13.633
2	41.139	40.354	35.135	26.655	2'23.283P	148,0	9:52'36.916
3	28.141	39.291	34.977	26.524	2'08.933	186,7	9:54'45.849
4	28.758	40.160	38.880	27.375	2'15.173	180,9	9:57'01.022
5	28.169	39.189	34.875	26.470	2'08.703	182,8	9:59'09.725
6	28.369	39.199	35.076	26.382	2'09.026	181,5	10:01'18.751
7	28.048	39.122	35.738	27.099	2'10.007C	182,8	10:03'28.758
8	28.743	39.345	34.865	26.373	2'09.326	181,5	10:05'38.084

28° 81 I. PERISTERAS (2'08.741)							
Lap	Seg.1	Seg.2	Seg.3	Seg.4	Lap Time	km/h	Local Time
1							9:50'53.730
2	42.114	40.984	37.063	26.834	2'26.995CP	132,5	9:53'20.725
3	28.405	39.971	35.260	26.842	2'10.478	180,6	9:55'31.203
4	29.156	39.883	34.762	26.695	2'10.496	175,8	9:57'41.699
5	28.423	39.662	34.988	26.431	2'09.504	181,9	9:59'51.203
6	28.357	39.484	34.804	26.243	2'08.888	180,0	10:02'00.091
7	28.289	39.372	34.691	26.293	2'08.645C	179,7	10:04'08.736
8	28.251	39.290	34.523	26.677	2'08.741	180,0	10:06'17.477

29° 24 M. AGAZZI (2'08.755)							
Lap	Seg.1	Seg.2	Seg.3	Seg.4	Lap Time	km/h	Local Time
1		40.691	35.334	26.757		129,9	9:52'23.010
2	28.509	39.868	35.255	26.423	2'10.055	180,6	9:54'33.065
3	28.147	39.443	34.839	26.326	2'08.755	184,1	9:56'41.820
4	28.123	39.450	34.987	26.596	2'09.156	183,1	9:58'50.976
5	28.205	39.527	35.031	25.849	2'08.612C	182,8	10:00'59.588
6	30.386	40.242	36.019	29.348	2'15.995C	173,5	10:03'15.583

30° 41 R. TRAGNI (2'08.972)							
Lap	Seg.1	Seg.2	Seg.3	Seg.4	Lap Time	km/h	Local Time
1							9:50'23.276
2	47.584	40.757	35.698	26.831	2'30.870CP	142,5	9:52'54.146
3	28.173	39.562	34.973	26.693	2'09.401	183,1	9:55'03.547
4	28.244	39.501	34.938	26.525	2'09.208	183,8	9:57'12.755
5	28.277	39.715	34.921	45.150	2'28.063P	183,1	9:59'40.818
6	46.853	39.500	34.584	25.076	2'26.013CP	96,0	10:02'06.831
7	29.869	39.476	34.786	26.293	2'10.424C	176,1	10:04'17.255
8	28.183	39.475	34.669	26.645	2'08.972	182,5	10:06'26.227

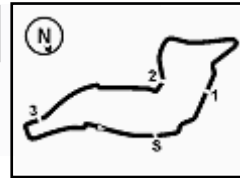
31° 19 A. ZANCA							
Lap	Seg.1	Seg.2	Seg.3	Seg.4	Lap Time	km/h	Local Time
1							9:50'12.024

16/07/2023

P = Pits In/Out - C = Lap Time Cancelled

These data/results cannot be reproduced, stored and/or transmitted in whole or in part by any manner of electronic, mechanical, photocopying, recording, broadcasting or otherwise now known or herein after developed without the previous express consent by the copyright owner, except for reproduction in daily press and regular printed publications on sale to the public within 60 days of the event related to those data/results and always provided that copyright symbol appears together as follows below.

© DORNA WSBK ORGANIZATION Srl 2023



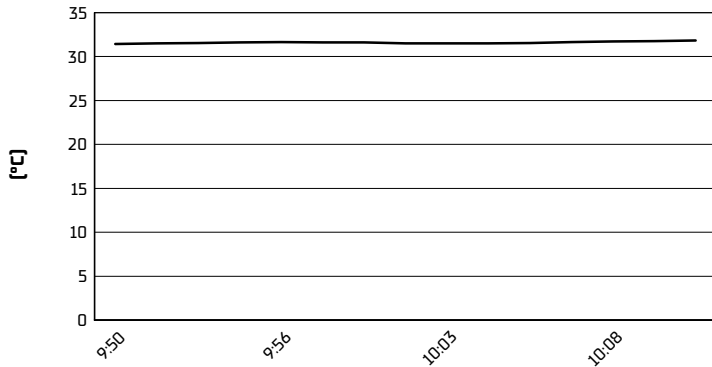
Imola Circuit 4.936 m

Prometeon Italian Round, 14-16 July 2023

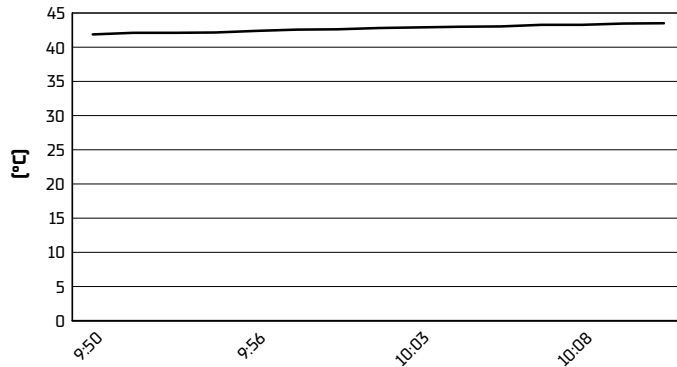
Weather Report Warm Up

Session started 09:50 - Session ended 10:10

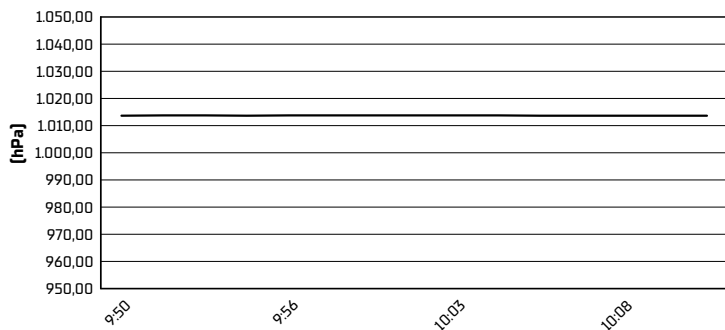
Air Temperature



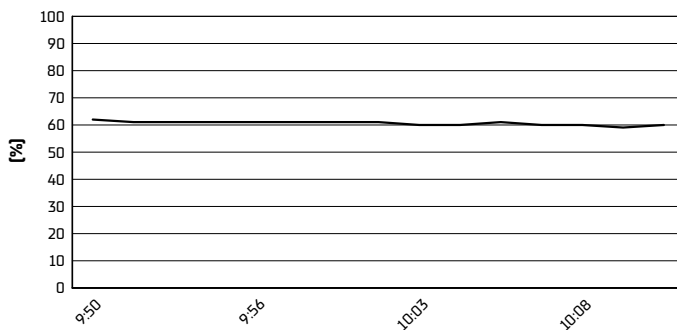
Track Temperature



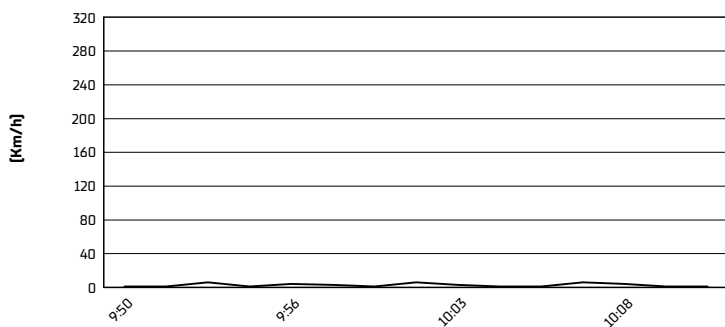
Air Pressure



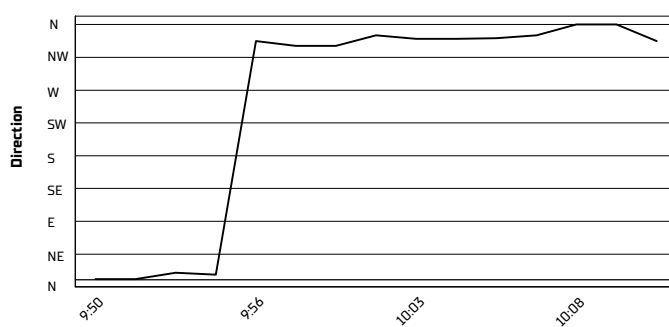
Humidity



Wind Speed



Wind Direction



16/07/2023

These data/results cannot be reproduced, stored and/or transmitted in whole or in part by any manner of electronic, mechanical, photocopying, recording, broadcasting or otherwise now known or herein after developed without the previous express consent by the copyright owner, except for reproduction in daily press and regular printed publications on sale to the public within 60 days of the event related to those data/results and always provided that copyright symbol appears together as follows below.

© DORNA WSBK ORGANIZATION Srl 2023