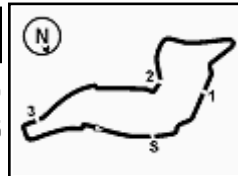


**7****Yamaha R3
731/05**

Imola Circuit 4.936 m

Prometeon Italian Round, 14-16 July 2023

Results Race 1

Laps 10 = 49,360 Km - Time of Race 22'08.871 - Avg. 133,720 km/h

1 / 2

Pos	Grid	No. Rider	Nat	Team	Bike	LL	Gap	Rel.	Fastest Lap	Speed	Qualifying	Speed
1	3	27 A. MAHENDRA	INA	Yamaha bLU cRU Racing Indonesia	Yamaha R3	10			2'12.059	168,8	2'12.710	175,8
2	8	32 K. KEANKUM	THA	Yamaha bLU cRU Thailand	Yamaha R3	10	7.029	7.029	2'12.705	178,8	2'13.124	179,7
3	6	26 K. FONTAINHA	BRA	Yamaha AD78 Team Latin America	Yamaha R3	10	7.233	0.204	2'12.876	177,3	2'12.906	175,8
4	5	96 M. VICH	ESP	DS Racing School	Yamaha R3	10	7.306	0.073	2'12.832	177,3	2'12.800	178,5
5	2	88 E. BURR	BRA	Yamaha AD78 Team Latin America	Yamaha R3	10	7.655	0.349	2'13.178	176,4	2'12.603	176,4
6	14	62 S. YAMANE	JPN	bLU cRU Yamaha Racing Japan	Yamaha R3	10	7.952	0.297	2'12.560	179,4	2'15.392	178,8
7	9	46 D. NOWAK	POL	Szkopek Team	Yamaha R3	10	8.228	0.276	2'12.689	180,0	2'14.529	175,5
8	4	57 T. BUAPA	THA	Yamaha bLU cRU Thailand	Yamaha R3	10	8.617	0.389	2'12.794	179,1	2'12.788	173,8
9	10	19 D. JOULIN	FRA	Yamaha bLU cRU Motor France	Yamaha R3	10	9.024	0.407	2'12.716	177,6	2'14.587	177,6
10	7	80 G. MANSO	BRA	Yamaha AD78 Team Latin America	Yamaha R3	10	10.100	1.076	2'12.758	177,6	2'12.995	177,9
11	11	92 E. PLAINDOUX	FRA	Yamaha bLU cRU Motor France	Yamaha R3	10	20.378	10.278	2'13.538	175,2	2'14.895	177,6
12	13	15 C. STRINGHETTI	ITA	Project 109	Yamaha R3	10	28.892	8.514	2'14.750	173,2	2'15.116	169,9
13	16	35 M. KONUK	TUR	Turkiye Racing Team	Yamaha R3	10	43.792	14.900	2'15.813	172,7	2'16.010	173,5
14	15	40 S. GERMANDO	ITA	VM Racing Team	Yamaha R3	10	43.911	0.119	2'15.597	172,4	2'15.778	173,2
15	19	85 J. MARTIN	AUS	Yamaha bLU cRU Team Australia	Yamaha R3	10	52.786	8.875	2'16.788	171,3	2'19.250	171,8
16	18	28 P. ANASTASI	SUI	DS Racing School	Yamaha R3	10	53.207	0.421	2'16.754	172,4	2'17.506	174,9
-----Not Classified-----												
RET	12	56 V. ARNAUD	FRA	VAL56 Speed Racing	Yamaha R3	9	1 Lap		2'14.016	171,0	2'15.067	172,7
RET	1	9 E. ERCOLANI	ITA	Yamaha bLU cRU Italy	Yamaha R3	5	5 Laps		2'12.758	175,8	2'12.034	177,0
RET	17	37 J. BELAK	POL	Szkopek Team	Yamaha R3	3	7 Laps		2'16.359	171,3	2'16.873	171,8

AIR	Humidity:	47%	Temp:	32°C
TRACK	Condition:	Dry	Temp:	51°C

Records	Pole [SP]	2023	E.Ercolani	2'12.034	134,584 Km/h
	All Times [SP]	2023	E.Ercolani	2'12.034	134,584 Km/h
Race Fastest Lap	[New Record]	Lap 6	A.Mahendra	2'12.059	134,558 Km/h

LAP LEADERS				
No. Rider	From	To	Laps	Total
27 A. MAHENDRA	1	10	10	10

TOTAL LEADER LAPS	
No. Rider	Laps
27 A. MAHENDRA	35
26 K. FONTAINHA	21
9 E. ERCOLANI	12
80 G. MANSO	10
32 K. KEANKUM	5
88 E. BURR	3
96 M. VICH	3
92 E. PLAINDOUX	1

15/07/2023 Start End The results are provisional until the end of the time limit for protests and appeals and the completion of the technical checks.

These data/results cannot be reproduced, stored and/or transmitted in whole or in part by any manner of electronic, mechanical, photocopying, recording, broadcasting or otherwise now known or herein after developed without the previous express consent by the copyright owner, except for reproduction in daily press and regular printed publications on sale to the public within 60 days of the event related to those data/results and always provided that copyright symbol appears together as follows below.

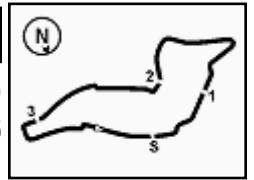
© DORNA WSBK ORGANIZATION Srl 2023

FICR PERUGIA TIMING





7
Yamaha R3
731/05



Imola Circuit 4.936 m

2 / 2

Prometeon Italian Round, 14-16 July 2023

Results Race 1

Race Highlights

Time	No. Rider	Description
11.40.00		Sighting Lap Started
11.45.04		Warm-up Lap Started
11.45.30	15 C. STRINGHETTI	Will start the race from the back of the grid - didn't exit pit lane in 1 minute
11.48.32		Start
11.50.09		No Jump Starts
11.57.46	37 J. BELAK	Crashed - Turn 22
11.58.19	37 J. BELAK	Not Actively Competing
12.01.49		2/3 of Race Distance Completed
12.01.57	9 E. ERCOLANI	Crashed - Turn 22
12.02.27	9 E. ERCOLANI	Not Actively Competing
12.11.03	56 V. ARNAUD	Crashed - Turn 22
12.11.32	56 V. ARNAUD	Not Actively Competing
12.12.15		Podium Confirmed
12.15.03		Results confirmed
12.15.18		End Of Session

15/07/2023 Start End The results are provisional until the end of the time limit for protests and appeals and the completion of the technical checks.

These data/results cannot be reproduced, stored and/or transmitted in whole or in part by any manner of electronic, mechanical, photocopying, recording, broadcasting or otherwise now known or herein after developed without the previous express consent by the copyright owner, except for reproduction in daily press and regular printed publications on sale to the public within 60 days of the event related to those data/results and always provided that copyright symbol appears together as follows below.

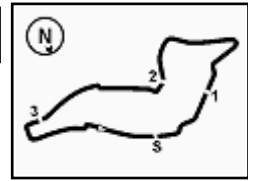
© DORNA WSBK ORGANIZATION Srl 2023

FICR PERUGIA TIMING





8

Yamaha R3
731/05

Imola Circuit 4.936 m

Prometeon Italian Round, 14-16 July 2023 Championship Standings

Points	Points From First	Points From Previous	April 22		May 6		June 3		July 1		July 15		September 9	
			ASSEN		BARCELONA		MISANO		DONINGTON		IMOLA		MAGNY-COURS	
1	ERCOLANI Emiliano (ITA)	148	25	13	25	20	25	16	4	20				
			1	1	1	1	1	1	1	1	1	1		
2	FONTAINHA Kevin (BRA)	129	19	16	16	11	16	11	10	20	13	16		
			3	2	2	3	3	4	4	3	2			
3	MAHENDRA Aldi Satya (INA)	127	21	4	9	20	3	16	25	25	25			
			12	9	6	7	6	5	5	5	3			
4	MANSO Gustavo (BRA)	127	21	25	13	25	13	13	16	16	6			
			5	5	2	2	2	2	3	2	3			
5	VICH Marc (ESP)	120	28	20	10	10	13	9	20	25	13			
			2	4	3	4	4	3	2	4	5			
6	KEANKUM Krittapat (THA)	103	45	13	11	8	10	20	11	10	20			
			4	6	7	6	4	6	6	6	6			
7	BURR Eduardo (BRA)	82	66	11	20	9	7			13	11	11		
			5	3	3	5	7	7	7	7	7			
8	YAMANE Shoma (JPN)	70	78	5	8	6	5	10	9	9	8	10		
			11	9	9	10	10	8	8	8	8			
9	JOULIN Dorian (FRA)	55	93			16	11	8	8	5	7			
					11	9	9	8	10	10	9			
10	ARNAUD Valentin (FRA)	49	99	10	7	7	9	5	4	7				
			6	7	8	8	8	10	9	9	10			
11	BUAPA Thurakij (THA)	48	100	6	2	6		3	5	11	7	8		
			10	12	15	13	13	12	11	11	11			
12	PLAINDOUX Evann (FRA)	45	103	9		8		6	2	6	9	5		
			7	11	13	12	11	11	12	11	12			
13	NOWAK Dawid (POL)	40	108	5	1	1		4	7	10	4	9		
			15	16	18	16	15	14	13	13				
14	STRINGHETTI Christian (ITA)	34	114	8	6	5		3		8		4		
			8	8	9	11	12	12	13	14	14			
15	KONUUK Mert (TUR)	22	126	2	1	3	2			5	6	3		
			14	16	16	16	18	18	17	16	15			
16	GONZALEZ Jeronimo (COL)	20	128	3		4		7	6					
			16	18	17	14	14	15	15	16				
17	MARTIN Jayden (AUS)	18	130	3	4	4		1	1	2	2	1		
			13	13	12	14	15	16	16	17	17			
18	FRIEH Louca (FRA)	10	138	7		2	1							
			9	13	13	15	16	17	18	18	18			
19	BELAK Jakub (POL)	8	140					2		3	3			
								19	19	19	19			
20	ANASTASI Pietro (SUI)	3	145	1						1	1			
			15	18	19	19	20	20	20	20	20			
21	GERMANO Salvatore (ITA)	2	146									2		
												21		

15/07/2023

First Line: Championship Standings - Second Line: Ranking Progression

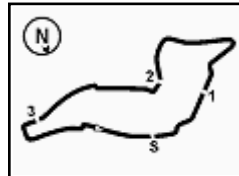
These data/results cannot be reproduced, stored and/or transmitted in whole or in part by any manner of electronic, mechanical, photocopying, recording, broadcasting or otherwise now known or herein after developed without the previous express consent by the copyright owner, except for reproduction in daily press and regular printed publications on sale to the public within 60 days of the event related to those data/results and always provided that copyright symbol appears together as follows below.

© DORNA WSBK ORGANIZATION Srl 2023

FICR PERUGIA TIMING



DORNA

**9.1****Yamaha R3
731/05**

Imola Circuit 4.936 m

1 / 3

Prometeon Italian Round, 14-16 July 2023**Lap Chart Race 1**

		Lap									
	1	2	3	4	5	6	7	8	9	10	
1	27	27	27	27	27	27	27	27	27	27	27
2	88	88	9	26	9	26	32	26	32	32	32
3	9	96	26	88	88	32	80	80	96	26	26
4	96	9	96	9	26	88	26	32	80	96	96
5	26	26	88	96	32	80	96	96	26	88	88
6	32	32	32	80	80	96	88	88	88	62	62
7	57	80	80	32	96	57	57	57	62	46	46
8	80	57	57	57	57	19	19	62	46	57	57
9	19	19	19	19	19	46	62	19	19	19	19
10	46	46	46	46	46	62	46	46	57	80	80
11	62	62	62	62	62	92	92	92	56	92	92
12	92	92	92	92	92	56	56	56	92	15	15
13	56	56	56	56	56	15	15	15	15	35	35
14	35	15	15	15	15	40	35	35	40	40	40
15	15	35	35	35	40	35	40	40	35	85	85
16	40	40	40	40	35	85	28	85	85	28	28
17	37	37	37	85	85	28	85	28	28		
18	85	85	85	28	28						
19	28	28	28								

Final Result			
1	27	A. MAHENDRA	Laps 10
2	32	K. KEANKUM	7.029
3	26	K. FONTAINHA	7.233
4	96	M. VICH	7.306
5	88	E. BURR	7.655
6	62	S. YAMANE	7.952
7	46	D. NOWAK	8.228
8	57	T. BUAPA	8.617
9	19	D. JOULIN	9.024
10	80	G. MANSO	10.100
11	92	E. PLAINDOUX	20.378
12	15	C. STRINGHETTI	28.892
13	35	M. KONUK	43.792
14	40	S. GERMANO	43.911
15	85	J. MARTIN	52.786
16	28	P. ANASTASI	53.207
RET	56	V. ARNAUD	1 Lap
RET	9	E. ERCOLANI	5 Laps
RET	37	J. BELAK	7 Laps

15/07/2023

These data/results cannot be reproduced, stored and/or transmitted in whole or in part by any manner of electronic, mechanical, photocopying, recording, broadcasting or otherwise now known or herein after developed without the previous express consent by the copyright owner, except for reproduction in daily press and regular printed publications on sale to the public within 60 days of the event related to those data/results and always provided that copyright symbol appears together as follows below.

© DORNA WSBK ORGANIZATION Srl 2023

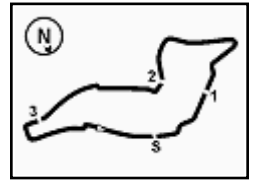
FICR PERUGIA TIMING





9.1

Yamaha R3
731/05



Imola Circuit 4.936 m

2 / 3

Prometeon Italian Round, 14-16 July 2023

Lap Chart Race 1

Lap 1

1	27	A.Mahendra	2'12.910
2	88	E.Burr	0.351
3	9	E.Ercolani	0.584
4	96	M.Vich	0.803
5	26	K.Fontainha	1.215
6	32	K.Keankum	1.503
7	57	T.Buapa	2.253
8	80	G.Manso	2.470
9	19	D.Joulin	2.792
10	46	D.Nowak	3.574
11	62	S.Yamane	3.882
12	92	E.Plaindoux	4.215
13	56	V.Arnaud	4.489
14	35	M.Konuk	5.522
15	15	C.Stringhetti	5.602
16	40	S.Germano	6.065
17	37	J.Belak	7.064
18	85	J.Martin	7.336
19	28	P.Anastasi	8.180

Lap 2

1	27	A.Mahendra	4'26.754
2	88	E.Burr	0.233
3	96	M.Vich	0.400
4	9	E.Ercolani	0.504
5	26	K.Fontainha	0.694
6	32	K.Keankum	0.995
7	80	G.Manso	1.821
8	57	T.Buapa	2.260
9	19	D.Joulin	2.400
10	46	D.Nowak	3.233
11	62	S.Yamane	3.740
12	92	E.Plaindoux	4.099
13	56	V.Arnaud	5.198
14	15	C.Stringhetti	6.927
15	35	M.Konuk	7.491
16	40	S.Germano	7.818
17	37	J.Belak	9.579
18	85	J.Martin	11.541
19	28	P.Anastasi	12.531

Lap 3

1	27	A.Mahendra	6'40.547
2	9	E.Ercolani	0.263
3	26	K.Fontainha	0.398
4	96	M.Vich	0.616
5	88	E.Burr	0.916
6	32	K.Keankum	1.116
7	80	G.Manso	1.405
8	57	T.Buapa	1.790
9	19	D.Joulin	2.020
10	46	D.Nowak	3.087
11	62	S.Yamane	3.459
12	92	E.Plaindoux	3.908
13	56	V.Arnaud	5.421
14	15	C.Stringhetti	7.884
15	35	M.Konuk	10.454
16	40	S.Germano	10.517
17	37	J.Belak	12.883
18	85	J.Martin	16.298
19	28	P.Anastasi	16.875

Lap 4

1	27	A.Mahendra	8'54.266
2	26	K.Fontainha	0.317
3	88	E.Burr	0.375
4	9	E.Ercolani	0.546
5	96	M.Vich	0.799
6	80	G.Manso	1.102
7	32	K.Keankum	1.329
8	57	T.Buapa	1.567
9	19	D.Joulin	1.850
10	46	D.Nowak	2.665

Lap 5

1	27	A.Mahendra	11'06.396
2	9	E.Ercolani	1.174
3	88	E.Burr	1.462
4	26	K.Fontainha	1.619
5	32	K.Keankum	1.906
6	80	G.Manso	2.157
7	96	M.Vich	2.332
8	57	T.Buapa	2.615
9	19	D.Joulin	2.954
10	46	D.Nowak	3.321
11	62	S.Yamane	3.837
12	92	E.Plaindoux	5.862
13	56	V.Arnaud	8.430
14	15	C.Stringhetti	12.026
15	40	S.Germano	19.250
16	35	M.Konuk	19.544
17	85	J.Martin	25.822
18	28	P.Anastasi	26.221

Lap 6

1	27	A.Mahendra	13'18.455
2	26	K.Fontainha	2.436
3	32	K.Keankum	2.552
4	88	E.Burr	2.642
5	80	G.Manso	2.856
6	96	M.Vich	3.105
7	57	T.Buapa	3.350
8	19	D.Joulin	3.611
9	46	D.Nowak	4.042
10	62	S.Yamane	4.926
11	92	E.Plaindoux	9.347
12	56	V.Arnaud	11.137
13	15	C.Stringhetti	16.053
14	40	S.Germano	25.023
15	35	M.Konuk	25.367
16	85	J.Martin	31.980
17	28	P.Anastasi	32.317

Lap 7

1	27	A.Mahendra	15'30.636
2	32	K.Keankum	3.866
3	80	G.Manso	4.037
4	26	K.Fontainha	4.168
5	96	M.Vich	4.410
6	88	E.Burr	4.654
7	57	T.Buapa	4.883
8	19	D.Joulin	5.595
9	62	S.Yamane	5.812
10	46	D.Nowak	6.319
11	92	E.Plaindoux	12.967
12	56	V.Arnaud	13.859
13	15	C.Stringhetti	20.575
14	35	M.Konuk	30.197
15	40	S.Germano	30.314
16	28	P.Anastasi	38.521
17	85	J.Martin	38.640

Lap 8

1	27	A.Mahendra	17'43.089
2	26	K.Fontainha	5.187
3	80	G.Manso	5.306
4	32	K.Keankum	5.507
5	96	M.Vich	5.520
6	88	E.Burr	5.792

Lap 9

1	27	A.Mahendra	19'55.445
2	32	K.Keankum	6.925
3	96	M.Vich	7.380
4	80	G.Manso	7.543
5	26	K.Fontainha	7.624
6	88	E.Burr	7.822
7	62	S.Yamane	8.029
8	46	D.Nowak	8.345
9	19	D.Joulin	8.612
10	57	T.Buapa	9.046
11	56	V.Arnaud	18.365
12	92	E.Plaindoux	18.497
13	15	C.Stringhetti	26.897
14	40	S.Germano	39.864
15	35	M.Konuk	39.956
16	85	J.Martin	48.824
17	28	P.Anastasi	49.271

Lap 10

1	27	A.Mahendra	22'08.871
2	32	K.Keankum	7.029
3	26	K.Fontainha	7.233
4	96	M.Vich	7.306
5	88	E.Burr	7.655
6	62	S.Yamane	7.952
7	46	D.Nowak	8.228
8	57	T.Buapa	8.617
9	19	D.Joulin	9.024
10	80	G.Manso	10.100
11	92	E.Plaindoux	20.378
12	15	C.Stringhetti	28.892
13	35	M.Konuk	43.792
14	40	S.Germano	43.911
15	85	J.Martin	52.786
16	28	P.Anastasi	53.207

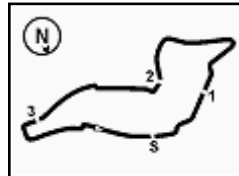
15/07/2023

These data/results cannot be reproduced, stored and/or transmitted in whole or in part by any manner of electronic, mechanical, photocopying, recording, broadcasting or otherwise now known or herein after developed without the previous express consent by the copyright owner, except for reproduction in daily press and regular printed publications on sale to the public within 60 days of the event related to those data/results and always provided that copyright symbol appears together as follows below.

© DORNA WSBK ORGANIZATION Srl 2023

FICR PERUGIA TIMING



**9.1**Yamaha R3
731/05

Imola Circuit 4.936 m

3 / 3

Prometeon Italian Round, 14-16 July 2023**Lap Chart Race 1****Race Pace Comparison**

	27 Mah	32 Kea	26 Fon	96 Vic	88 Bur	62 Yam	46 Nov	57 Bua	19 Jou	80 Man	92 Pla	15 Str	35 Kon	40 Ger
1	2'12.910	2'14.413	2'14.125	2'13.713	2'13.261	2'16.792	2'16.484	2'15.163	2'15.702	2'15.380	2'17.125	2'18.512	2'18.432	2'18.975
2	2'13.844	2'13.336	2'13.323	2'13.441	2'13.726	2'13.702	2'13.503	2'13.851	2'13.452	2'13.195	2'13.728	2'15.169	2'15.813	2'15.597
3	2'13.793	2'13.914	2'13.497	2'14.009	2'14.476	2'13.512	2'13.647	2'13.323	2'13.413	2'13.377	2'13.602	2'14.750	2'16.756	2'16.492
4	2'13.719	2'13.932	2'13.638	2'13.902	2'13.178	2'13.249	2'13.297	2'13.496	2'13.549	2'13.416	2'13.538	2'14.841	2'17.876	2'17.994
5	2'12.130	2'12.707	2'13.432	2'13.663	2'13.217	2'12.978	2'12.786	2'13.178	2'13.234	2'13.185	2'14.265	2'15.150	2'17.063	2'16.588
6	2'12.059	2'12.705	2'12.876	2'12.832	2'13.239	2'13.148	2'12.780	2'12.794	2'12.716	2'12.758	2'15.544	2'16.086	2'17.882	2'17.832
7	2'12.181	2'13.495	2'13.913	2'13.486	2'14.193	2'13.067	2'14.458	2'13.714	2'14.165	2'13.362	2'15.801	2'16.703	2'17.011	2'17.472
8	2'12.453	2'14.094	2'13.472	2'13.563	2'13.591	2'12.560	2'12.689	2'13.418	2'13.019	2'13.722	2'15.024	2'15.703	2'17.217	2'17.179
9	2'12.356	2'13.774	2'14.793	2'14.216	2'14.386	2'14.466	2'14.146	2'15.554	2'14.807	2'14.593	2'15.315	2'15.428	2'17.351	2'17.180
10	2'13.426	2'13.530	2'13.035	2'13.352	2'13.259	2'13.349	2'13.309	2'12.997	2'13.838	2'15.983	2'15.307	2'15.421	2'17.262	2'17.473

	85 Mar	28 Ana	56 Arn	9 Erc	37 Bel
1	2'20.246	2'21.090	2'17.399	2'13.494	2'19.974
2	2'18.049	2'18.195	2'14.553	2'13.764	2'16.359
3	2'18.550	2'18.137	2'14.016	2'13.552	2'17.097
4	2'17.841	2'17.920	2'14.475	2'14.002	
5	2'17.532	2'17.275	2'14.383	2'12.758	
6	2'18.217	2'18.155	2'14.766		
7	2'18.841	2'18.385	2'14.903		
8	2'18.205	2'18.805	2'14.425		
9	2'16.788	2'16.754	2'14.890		
10	2'17.388	2'17.362			

15/07/2023

These data/results cannot be reproduced, stored and/or transmitted in whole or in part by any manner of electronic, mechanical, photocopying, recording, broadcasting or otherwise now known or herein after developed without the previous express consent by the copyright owner, except for reproduction in daily press and regular printed publications on sale to the public within 60 days of the event related to those data/results and always provided that copyright symbol appears together as follows below.

© DORNA WSBK ORGANIZATION Srl 2023

FICR PERUGIA TIMING

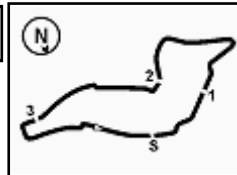




9.2

Yamaha R3

731/05



Imola Circuit 4.936 m

Prometeon Italian Round, 14-16 July 2023

Best Sector & Speed Race 1

RESULTS

			Laps
1	27 A. MAHENDRA	Yamaha R3	10
2	32 K. KEANKUM	Yamaha R3	7.029
3	26 K. FONTAINHA	Yamaha R3	7.233
4	96 M. VICH	Yamaha R3	7.306
5	88 E. BURR	Yamaha R3	7.655
6	62 S. YAMANE	Yamaha R3	7.952
7	46 D. NOWAK	Yamaha R3	8.228
8	57 T. BUAPA	Yamaha R3	8.617
9	19 D. JOULIN	Yamaha R3	9.024
10	80 G. MANSO	Yamaha R3	10.100
11	92 E. PLAINDOUX	Yamaha R3	20.378
12	15 C. STRINGHETTI	Yamaha R3	28.892
13	35 M. KONUK	Yamaha R3	43.792
14	40 S. GERMANO	Yamaha R3	43.911
15	85 J. MARTIN	Yamaha R3	52.786
16	28 P. ANASTASI	Yamaha R3	53.207
RET	56 V. ARNAUD	Yamaha R3	1 Lap
RET	9 E. ERCOLANI	Yamaha R3	5 Laps
RET	37 J. BELAK	Yamaha R3	7 Laps

SPEED

1	46 D. NOWAK	Yamaha R3	180,0
2	62 S. YAMANE	Yamaha R3	179,4
3	57 T. BUAPA	Yamaha R3	179,1
4	32 K. KEANKUM	Yamaha R3	178,8
5	80 G. MANSO	Yamaha R3	177,6
6	19 D. JOULIN	Yamaha R3	177,6
7	26 K. FONTAINHA	Yamaha R3	177,3
8	96 M. VICH	Yamaha R3	177,3
9	88 E. BURR	Yamaha R3	176,4
10	9 E. ERCOLANI	Yamaha R3	175,8
11	92 E. PLAINDOUX	Yamaha R3	175,2
12	15 C. STRINGHETTI	Yamaha R3	173,2
13	35 M. KONUK	Yamaha R3	172,7
14	40 S. GERMANO	Yamaha R3	172,4
15	28 P. ANASTASI	Yamaha R3	172,4
16	37 J. BELAK	Yamaha R3	171,3
17	85 J. MARTIN	Yamaha R3	171,3
18	56 V. ARNAUD	Yamaha R3	171,0
19	27 A. MAHENDRA	Yamaha R3	168,8

SEG. 1

1	80 G. MANSO	28.933
2	57 T. BUAPA	28.950
3	96 M. VICH	28.986
4	32 K. KEANKUM	29.060
5	46 D. NOWAK	29.091
6	62 S. YAMANE	29.115
7	19 D. JOULIN	29.127
8	88 E. BURR	29.145
9	26 K. FONTAINHA	29.191
10	27 A. MAHENDRA	29.201
11	92 E. PLAINDOUX	29.355
12	9 E. ERCOLANI	29.357
13	56 V. ARNAUD	29.639
14	40 S. GERMANO	29.746
15	15 C. STRINGHETTI	29.861
16	28 P. ANASTASI	29.944
17	35 M. KONUK	29.983
18	37 J. BELAK	30.069
19	85 J. MARTIN	30.138

SEG. 2

1	88 E. BURR	40.283
2	27 A. MAHENDRA	40.304
3	80 G. MANSO	40.380
4	46 D. NOWAK	40.477
5	19 D. JOULIN	40.534
6	96 M. VICH	40.535
7	9 E. ERCOLANI	40.543
8	26 K. FONTAINHA	40.552
9	57 T. BUAPA	40.558
10	32 K. KEANKUM	40.560
11	62 S. YAMANE	40.655
12	92 E. PLAINDOUX	40.767
13	15 C. STRINGHETTI	40.838
14	56 V. ARNAUD	40.874
15	35 M. KONUK	41.146
16	40 S. GERMANO	41.308
17	37 J. BELAK	41.467
18	85 J. MARTIN	41.602
19	28 P. ANASTASI	41.621

SEG. 3

1	46 D. NOWAK	35.425
2	27 A. MAHENDRA	35.473
3	62 S. YAMANE	35.524
4	32 K. KEANKUM	35.572
5	9 E. ERCOLANI	35.606
6	96 M. VICH	35.611
7	80 G. MANSO	35.671
8	88 E. BURR	35.722
9	26 K. FONTAINHA	35.748
10	19 D. JOULIN	35.833
11	57 T. BUAPA	35.861
12	92 E. PLAINDOUX	36.108
13	56 V. ARNAUD	36.134
14	35 M. KONUK	36.344
15	15 C. STRINGHETTI	36.463
16	40 S. GERMANO	36.498
17	37 J. BELAK	36.807
18	28 P. ANASTASI	36.883
19	85 J. MARTIN	37.147

SEG. 4

1	32 K. KEANKUM	26.586
2	27 A. MAHENDRA	26.663
3	57 T. BUAPA	26.803
4	9 E. ERCOLANI	26.817
5	19 D. JOULIN	26.895
6	46 D. NOWAK	26.958
7	26 K. FONTAINHA	27.008
8	62 S. YAMANE	27.014
9	56 V. ARNAUD	27.021
10	96 M. VICH	27.064
11	88 E. BURR	27.065
12	92 E. PLAINDOUX	27.110
13	80 G. MANSO	27.147
14	15 C. STRINGHETTI	27.290
15	85 J. MARTIN	27.654
16	40 S. GERMANO	27.693
17	35 M. KONUK	27.728
18	37 J. BELAK	27.923
19	28 P. ANASTASI	27.960

15/07/2023

These data/results cannot be reproduced, stored and/or transmitted in whole or in part by any manner of electronic, mechanical, photocopying, recording, broadcasting or otherwise now known or herein after developed without the previous express consent by the copyright owner, except for reproduction in daily press and regular printed publications on sale to the public within 60 days of the event related to those data/results and always provided that copyright symbol appears together as follows below.

© DORNA WSBK ORGANIZATION Srl 2023

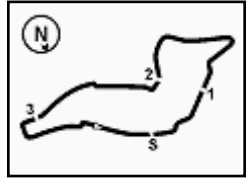
FICR PERUGIA TIMING





9.3

Yamaha R3
731/05



Prometeon Italian Round, 14-16 July 2023 Chronological Analysis Race 1

Imola Circuit 4.936 m

Start at 11:48'28.953

1 / 2

1° 27 A. MAHENDRA (2'12.059)							
Lap	Seg.1	Seg.2	Seg.3	Seg.4	Lap Time	km/h	Local Time
1		40.483	36.280	26.946	2'12.910	139,1	11:50'41.863
2	29.787	40.688	36.235	27.134	2'13.844	166,7	11:52'55.707
3	29.828	40.966	36.051	26.948	2'13.793	167,7	11:55'09.500
4	29.708	41.182	35.992	26.837	2'13.719	168,8	11:57'23.219
5	29.632	40.304	35.529	26.665	2'12.130	167,5	11:59'35.349
6	29.543	40.380	35.473	26.663	2'12.059	167,7	12:01'47.408
7	29.463	40.355	35.620	26.743	2'12.181	166,9	12:03'59.589
8	29.581	40.439	35.727	26.706	2'12.453	166,9	12:06'12.042
9	29.496	40.402	35.701	26.757	2'12.356	168,0	12:08'24.398
10	29.569	40.538	35.879	27.440	2'13.426	167,7	12:10'37.824
Race Time 22'08.871							

9	29.642	41.119	36.012	27.613	2'14.386	176,1	12:08'32.220
10	29.145	40.985	36.029	27.100	2'13.259	176,4	12:10'45.479
Race Time 22'16.526							

2° 32 K. KEANKUM (2'12.705)							
Lap	Seg.1	Seg.2	Seg.3	Seg.4	Lap Time	km/h	Local Time
1		41.275	35.950	27.255	2'14.413	144,8	11:50'43.366
2	29.113	40.678	35.972	27.573	2'13.336	176,1	11:52'56.702
3	29.099	41.357	35.963	27.495	2'13.914	177,0	11:55'10.616
4	29.463	41.411	35.871	27.187	2'13.932	178,8	11:57'24.548
5	29.093	40.982	35.572	27.060	2'12.707	177,9	11:59'37.255
6	29.060	40.677	35.836	27.132	2'12.705	175,8	12:01'49.960
7	29.690	40.671	36.197	26.937	2'13.495	169,1	12:04'03.455
8	29.896	40.560	35.886	27.752	2'14.094	169,3	12:06'17.549
9	29.583	41.221	35.898	27.072	2'13.774	172,7	12:08'31.323
10	29.592	41.482	35.870	26.586	2'13.530	168,3	12:10'44.853
Race Time 22'15.900							

6° 62 S. YAMANE (2'12.560)							
Lap	Seg.1	Seg.2	Seg.3	Seg.4	Lap Time	km/h	Local Time
1		41.841	36.796	27.384	2'16.792	149,5	11:50'45.745
2	29.521	40.840	36.049	27.292	2'13.702	174,7	11:52'59.447
3	29.580	40.876	36.042	27.014	2'13.512	173,8	11:55'12.959
4	29.305	41.061	35.809	27.074	2'13.249	175,2	11:57'26.208
5	29.265	40.846	35.774	27.093	2'12.978	176,7	11:59'39.186
6	29.423	40.752	35.929	27.044	2'13.148	174,1	12:01'52.334
7	29.362	40.800	35.535	27.370	2'13.067	172,1	12:04'05.401
8	29.115	40.655	35.524	27.266	2'12.560	175,2	12:06'17.961
9	29.777	41.001	36.072	27.616	2'14.466	173,8	12:08'32.427
10	29.261	40.968	35.879	27.241	2'13.349	179,4	12:10'45.776
Race Time 22'16.823							

3° 26 K. FONTAINHA (2'12.876)							
Lap	Seg.1	Seg.2	Seg.3	Seg.4	Lap Time	km/h	Local Time
1		41.242	35.847	27.050	2'14.125	145,4	11:50'43.078
2	29.208	40.644	36.107	27.364	2'13.323	173,5	11:52'56.401
3	29.256	41.180	35.950	27.111	2'13.497	177,3	11:55'09.898
4	29.326	41.283	36.021	27.008	2'13.638	172,7	11:57'23.536
5	29.680	40.622	35.956	27.174	2'13.432	173,5	11:59'36.968
6	29.208	40.552	35.798	27.318	2'12.876	175,5	12:01'49.844
7	29.568	40.755	36.154	27.436	2'13.913	172,1	12:04'03.757
8	29.191	40.818	35.952	27.511	2'13.472	172,2	12:06'17.229
9	29.785	41.070	36.377	27.561	2'14.793	171,8	12:08'32.022
10	29.230	40.821	35.748	27.236	2'13.035	173,8	12:10'45.057
Race Time 22'16.104							

7° 46 D. NOWAK (2'12.689)							
Lap	Seg.1	Seg.2	Seg.3	Seg.4	Lap Time	km/h	Local Time
1		41.816	36.877	27.212	2'16.484	148,9	11:50'45.437
2	29.275	40.691	36.266	27.271	2'13.503	174,7	11:52'58.940
3	29.493	40.709	36.030	27.415	2'13.647	174,7	11:55'12.587
4	29.386	40.631	35.818	27.462	2'13.297	174,4	11:57'25.884
5	29.271	40.778	35.752	26.985	2'12.786	175,5	11:59'38.670
6	29.222	40.477	35.983	27.098	2'12.780	179,1	12:01'51.450
7	29.091	42.067	35.425	27.875	2'14.458	177,0	12:04'05.908
8	29.315	40.621	35.795	26.958	2'12.689	174,9	12:06'18.597
9	29.211	41.149	36.761	27.025	2'14.146	180,0	12:08'32.743
10	29.164	40.954	36.072	27.119	2'13.309	178,2	12:10'46.052
Race Time 22'17.099							

4° 96 M. VICH (2'12.832)							
Lap	Seg.1	Seg.2	Seg.3	Seg.4	Lap Time	km/h	Local Time
1		41.239	35.904	27.064	2'13.713	142,3	11:50'42.666
2	29.188	40.994	36.028	27.231	2'13.441	177,0	11:52'56.107
3	29.459	41.167	36.176	27.207	2'14.009	171,0	11:55'10.116
4	29.246	41.505	35.897	27.254	2'13.902	177,3	11:57'24.018
5	29.355	40.862	35.658	27.788	2'13.663	176,7	11:59'37.681
6	28.986	40.739	35.765	27.342	2'12.832	176,4	12:01'50.513
7	29.400	40.535	36.090	27.461	2'13.486	176,1	12:04'03.999
8	29.492	40.561	35.854	27.656	2'13.563	174,7	12:06'17.562
9	29.717	41.186	35.937	27.376	2'14.216	172,4	12:08'31.778
10	29.522	40.903	35.611	27.316	2'13.352	169,3	12:10'45.130
Race Time 22'16.177							

8° 57 T. BUAPA (2'12.794)							
Lap	Seg.1	Seg.2	Seg.3	Seg.4	Lap Time	km/h	Local Time
1		41.537	36.420	27.642	2'15.163	142,3	11:50'44.116
2	29.572	40.833	36.232	27.214	2'13.851	171,5	11:52'57.967
3	29.342	40.592	36.001	27.388	2'13.323	173,5	11:55'11.290
4	29.152	40.875	36.185	27.284	2'13.496	175,8	11:57'24.786
5	29.144	40.946	35.883	27.205	2'13.178	177,9	11:59'37.964
6	29.135	40.753	35.861	27.045	2'12.794	177,3	12:01'50.758
7	29.326	40.709	36.038	27.641	2'13.714	179,1	12:04'04.472
8	29.325	40.558	35.874	27.661	2'13.418	177,6	12:06'17.890
9	31.509	41.085	36.157	26.803	2'15.554	175,2	12:08'33.444
10	28.950	40.884	35.928	27.235	2'12.997	176,1	12:10'46.441
Race Time 22'17.488							

5° 88 E. BURR (2'13.178)							
Lap	Seg.1	Seg.2	Seg.3	Seg.4	Lap Time	km/h	Local Time
1		40.547	36.225	27.224	2'13.261	140,7	11:50'42.214
2	29.583	40.713	36.189	27.241	2'13.726	170,7	11:52'55.940
3	29.594	41.349	36.173	27.360	2'14.476	172,4	11:55'10.416
4	29.429	40.856	35.722	27.171	2'13.178	174,9	11:57'23.594
5	29.629	40.689	35.834	27.065	2'13.217	174,1	11:59'36.811
6	29.322	40.672	36.123	27.122	2'13.239	174,9	12:01'50.050
7	30.252	40.283	36.064	27.594	2'14.193	168,8	12:04'04.243
8	29.651	40.545	36.019	27.376	2'13.591	171,8	12:06'17.834

9° 19 D. JOULIN (2'12.716)							
Lap	Seg.1	Seg.2	Seg.3	Seg.4	Lap Time	km/h	Local Time
1		41.430	36.642	27.105	2'15.702	145,6	11:50'44.655
2	29.138	40.853	36.285	27.176	2'13.452	173,8	11:52'58.107
3	29.342	40.648	36.080	27.343	2'13.413	174,4	11:55'11.520
4	29.205	40.832	36.361	27.151	2'13.549	175,5	11:57'25.069
5	29.361	40.698	36.083	27.092	2'13.234	173,2	11:59'38.303
6	29.429	40.534	35.858	26.895	2'12.716	172,1	12:01'51.019
7	29.525	41.291	35.967	27.382	2'14.165	174,7	12:04'05.184
8	29.460	40.676	35.833	27.050	2'13.019	172,4	12:06'18.203
9	29.421	41.216	37.057	27.113	2'14.807	177,6	12:08'33.010
10	29.127	40.796	36.420	27.495	2'13.838	173,5	12:10'46.848
Race Time 22'17.895							

10° 80 G. MANSO (2'12.758)							
Lap	Seg.1	Seg.2	Seg.3	Seg.4	Lap Time	km/h	Local Time
1		41.132	36.144	27.715	2'15.380	144,8	11:50'44.333
2	29.224	40.741	36.083	27.147	2'13.195	174,1	11:52'57.528
3	29.456	40.380	36.067	27.474	2'13.377	173,2	11:55'10.905
4	29.190	41.038	35.973	27.215	2'13.416	177,6	11:57'24.321
5	29.133	40.999	35.671	27.382	2'13.185	176,7	11:59'37.506

15/07/2023

P = Pits In/Out - C = Lap Time Cancelled

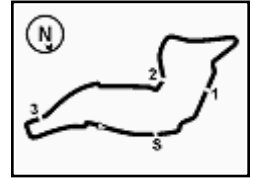
These data/results cannot be reproduced, stored and/or transmitted in whole or in part by any manner of electronic, mechanical, photocopying, recording, broadcasting or otherwise now known or herein after developed without the previous express consent by the copyright owner, except for reproduction in daily press and regular printed publications on sale to the public within 60 days of the event related to those data/results and always provided that copyright symbol appears together as follows below.

© DORNA WSBK ORGANIZATION Srl 2023



FICR PERUGIA TIMING



**9.3****Yamaha R3
731/05**

Prometeon Italian Round, 14-16 July 2023

Chronological Analysis Race 1

Imola Circuit 4.936 m

Start at 11:48'28.953

2 / 2

6	28.933	40.770	35.807	27.248	2'12.758	177,0	12:01'50.264	3	30.686	42.411	37.535	27.918	2'18.550	165,1	11:55'25.798
7	29.173	40.644	36.340	27.205	2'13.362	176,1	12:04'03.626	4	30.462	42.242	37.147	27.990	2'17.841	166,9	11:57'43.639
8	29.465	40.561	36.051	27.645	2'13.722	169,6	12:06'17.348	5	30.306	41.987	37.269	27.970	2'17.532	166,4	12:00'01.171
9	29.637	41.240	36.216	27.500	2'14.593	169,6	12:08'31.941	6	30.254	41.796	37.822	28.345	2'18.217	165,4	12:02'19.388
10	29.108	40.926	35.939	30.010	2'15.983	171,3	12:10'47.924	7	30.824	42.328	37.157	28.532	2'18.841	164,3	12:04'38.229

Race Time 22'18.971

11° 92 E. PLAINDOUX (2'13.538)							
Lap	Seg.1	Seg.2	Seg.3	Seg.4	Lap Time	km/h	Local Time

1		41.721	36.725	27.631	2'17.125	147,4	11:50'46.078
2	29.391	40.850	36.108	27.379	2'13.728	175,2	11:52'59.806
3	29.355	40.948	36.189	27.110	2'13.602	174,4	11:55'13.408
4	29.460	40.767	36.142	27.169	2'13.538	174,4	11:57'26.946
5	29.713	40.983	36.370	27.199	2'14.265	171,8	11:59'41.211
6	29.860	41.411	36.429	27.844	2'15.544	168,8	12:01'56.755
7	30.137	41.359	36.698	27.607	2'15.801	166,9	12:04'12.556
8	30.055	41.183	36.447	27.339	2'15.024	167,2	12:06'27.580
9	29.757	41.239	36.748	27.571	2'15.315	168,0	12:08'42.895
10	30.028	41.444	36.565	27.270	2'15.307	168,3	12:10'58.202

Race Time 22'29.249

12° 15 C. STRINGHETTI (2'14.750)							
Lap	Seg.1	Seg.2	Seg.3	Seg.4	Lap Time	km/h	Local Time

1		42.301	36.669	27.783	2'18.512	149,3	11:50'47.465
2	29.966	41.110	36.463	27.630	2'15.169	173,2	11:53'02.634
3	29.895	40.838	36.727	27.290	2'14.750	170,2	11:55'17.384
4	29.861	40.976	36.668	27.336	2'14.841	169,9	11:57'32.225
5	29.922	41.163	36.465	27.600	2'15.150	169,9	11:59'47.375
6	30.049	41.230	36.951	27.856	2'16.086	167,7	12:02'03.461
7	30.277	41.643	36.938	27.845	2'16.703	167,7	12:04'20.164
8	30.032	41.377	36.919	27.375	2'15.703	167,5	12:06'35.867
9	29.949	41.238	36.720	27.521	2'15.428	168,8	12:08'51.295
10	30.004	41.142	36.659	27.616	2'15.421	168,3	12:11'06.716

Race Time 22'37.763

13° 35 M. KONUK (2'15.813)							
Lap	Seg.1	Seg.2	Seg.3	Seg.4	Lap Time	km/h	Local Time

1		42.363	36.745	28.133	2'18.432	150,1	11:50'47.385
2	30.229	41.146	36.465	27.973	2'15.813	170,2	11:53'03.198
3	30.015	41.690	37.090	27.961	2'16.756	171,3	11:55'19.954
4	30.830	41.983	37.335	27.728	2'17.876	164,1	11:57'37.830
5	30.364	41.755	36.797	28.147	2'17.063	166,9	11:59'54.893
6	30.251	41.917	37.085	28.629	2'17.882	171,3	12:02'12.775
7	29.983	41.737	37.362	27.929	2'17.011	172,7	12:04'29.786
8	30.462	41.853	36.981	27.921	2'17.217	165,4	12:06'47.003
9	30.254	42.240	36.928	27.929	2'17.351	167,5	12:09'04.354
10	30.607	41.624	36.344	28.687	2'17.262	165,4	12:11'21.616

Race Time 22'52.663

14° 40 S. GERMANO (2'15.597)							
Lap	Seg.1	Seg.2	Seg.3	Seg.4	Lap Time	km/h	Local Time

1		42.271	36.861	28.244	2'18.975	148,0	11:50'47.928
2	29.966	41.308	36.498	27.825	2'15.597	172,1	11:53'03.525
3	29.746	41.767	37.055	27.924	2'16.492	172,4	11:55'20.017
4	30.820	42.065	37.310	27.799	2'17.994	164,9	11:57'38.011
5	30.254	41.809	36.640	27.885	2'16.588	168,5	11:59'54.599
6	30.570	42.018	36.995	28.249	2'17.832	164,9	12:02'12.431
7	30.542	41.654	37.099	28.177	2'17.472	164,9	12:04'29.903
8	30.362	41.947	37.077	27.793	2'17.179	163,8	12:06'47.082
9	30.196	42.349	36.942	27.693	2'17.180	167,7	12:09'04.262
10	30.566	41.405	36.839	28.663	2'17.473	163,6	12:11'21.735

Race Time 22'52.782

15° 85 J. MARTIN (2'16.788)							
Lap	Seg.1	Seg.2	Seg.3	Seg.4	Lap Time	km/h	Local Time

1		42.476	37.569	28.243	2'20.246	143,6	11:50'49.199
2	30.138	42.035	37.890	27.986	2'18.049	171,3	11:53'07.248

15/07/2023 P = Pits In/Out - C = Lap Time Cancelled

These data/results cannot be reproduced, stored and/or transmitted in whole or in part by any manner of electronic, mechanical, photocopying, recording, broadcasting or otherwise now known or herein after developed without the previous express consent by the copyright owner, except for reproduction in daily press and regular printed publications on sale to the public within 60 days of the event related to those data/results and always provided that copyright symbol appears together as follows below.

© DORNA WSBK ORGANIZATION Srl 2023

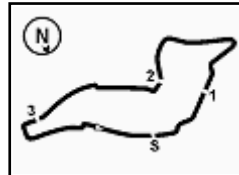
FICR PERUGIA TIMING





9.4

Yamaha R3
731/05



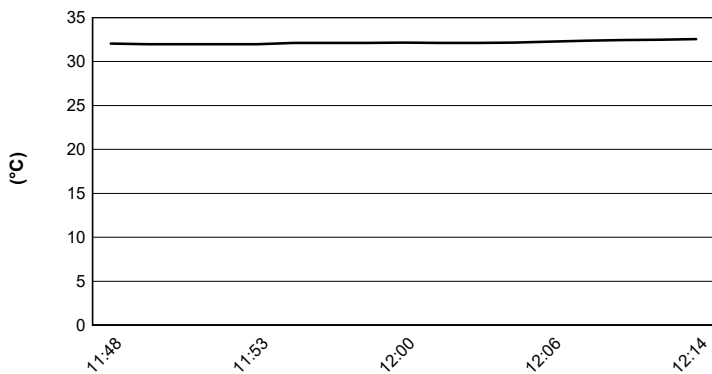
Imola Circuit 4.936 m

Prometeon Italian Round, 14-16 July 2023

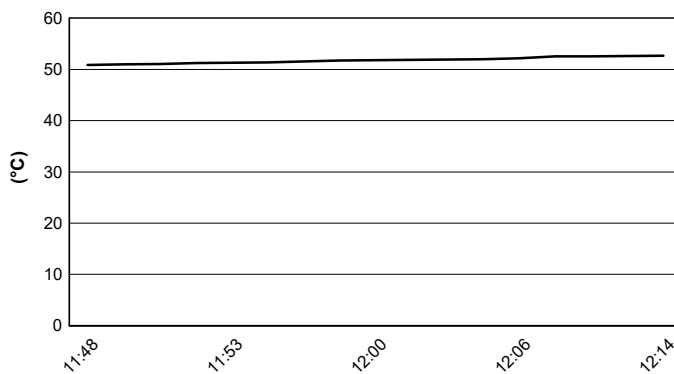
Weather Report Race 1

Session started 11:49 - Session ended 12:15

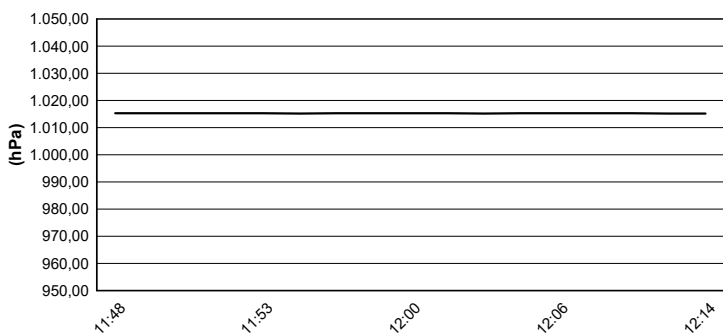
Air Temperature



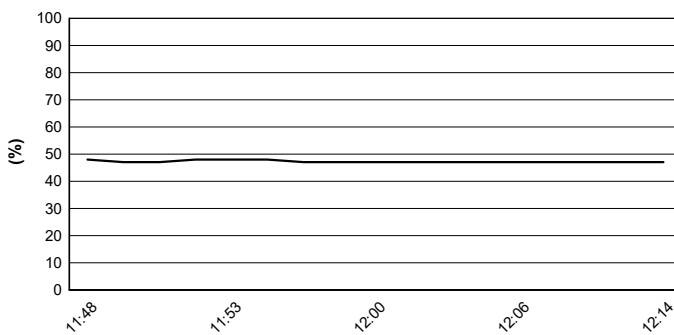
Track Temperature



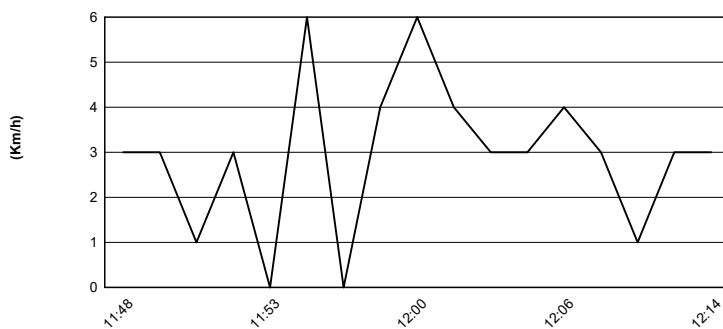
Air Pressure



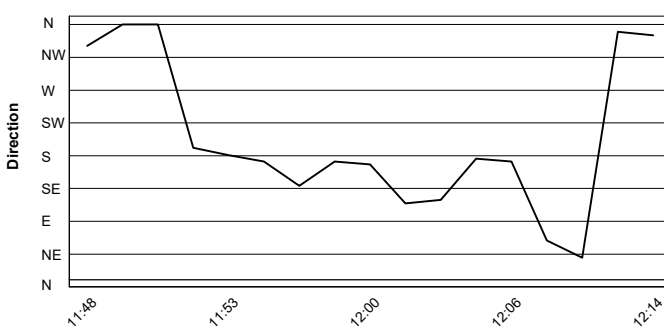
Humidity



Wind Speed



Wind Direction



15/07/2023

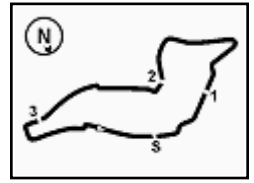
These data/results cannot be reproduced, stored and/or transmitted in whole or in part by any manner of electronic, mechanical, photocopying, recording, broadcasting or otherwise now known or herein after developed without the previous express consent by the copyright owner, except for reproduction in daily press and regular printed publications on sale to the public within 60 days of the event related to those data/results and always provided that copyright symbol appears together as follows below.

© DORNA WSBK ORGANIZATION Srl 2023





9.5
Yamaha R3
731/05



Imola Circuit 4.936 m

Prometeon Italian Round, 14-16 July 2023
Starting Grid - Race 2 (10 Laps x 4,936 km = 49,360 km)

1	1	9 ERCOLANI E. Yamaha 2'12.034	2	88 BURR E. Yamaha 2'12.603	3	27 MAHENDRA A. Yamaha 2'12.710
2	4	57 BUAPA T. Yamaha 2'12.788	5	96 VICH M. Yamaha 2'12.800	6	26 FONTAINHA K. Yamaha 2'12.906
3	7	80 MANSO G. Yamaha 2'12.995	8	32 KEANKUM K. Yamaha 2'13.124	9	46 NOWAK D. Yamaha 2'14.529
4	10	19 JOULIN D. Yamaha 2'14.587	11	92 PLAINDOUX E. Yamaha 2'14.895	12	56 ARNAUD V. Yamaha 2'15.067
5	13	15 STRINGHETTI C. Yamaha 2'15.116	14	62 YAMANE S. Yamaha 2'15.392	15	40 GERMANO S. Yamaha 2'15.778
6	16	35 KONUK M. Yamaha 2'16.010	17	37 BELAK J. Yamaha 2'16.873	18	28 ANASTASI P. Yamaha 2'17.506
7	19	85 MARTIN J. Yamaha 2'19.250				

15/07/2023 The Race Director

These data/results cannot be reproduced, stored and/or transmitted in whole or in part by any manner of electronic, mechanical, photocopying, recording, broadcasting or otherwise now known or herein after developed without the previous express consent by the copyright owner, except for reproduction in daily press and regular printed publications on sale to the public within 60 days of the event related to those data/results and always provided that copyright symbol appears together as follows below. © DORNA WSBK ORGANIZATION Srl 2023

FICR PERUGIA TIMING

