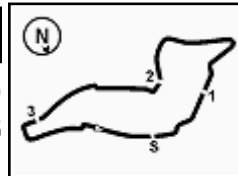




**10**  
Yamaha R3  
731/05



Imola Circuit 4.936 m

## Prometeon Italian Round, 14-16 July 2023 Results Race 2

Laps 10 = 49,360 Km - Time of Race 22'02.144 - Avg. 134,400 km/h

1 / 2

Pos	Grid	No. Rider	Nat	Team	Bike	LL	Gap	Rel.	Fastest Lap	Speed	Qualifying	Speed
1	3	<b>27 A. MAHENDRA</b>	INA	Yamaha bLU cRU Racing Indonesia	Yamaha R3	10			2'11.064	171,0	2'12.710	175,8
2	1	<b>9 E. ERCOLANI</b>	ITA	Yamaha bLU cRU Italy	Yamaha R3	10	<b>2.151</b>	2.151	2'11.458	180,3	2'12.034	177,0
3	8	<b>32 K. KEANKUM</b>	THA	Yamaha bLU cRU Thailand	Yamaha R3	10	<b>2.588</b>	0.437	2'11.294	177,0	2'13.124	179,7
4 P	5	<b>96 M. VICH</b>	ESP	DS Racing School	Yamaha R3	10	<b>2.600</b>	0.012	2'11.633	180,3	2'12.800	178,5
5	6	<b>26 K. FONTAINHA</b>	BRA	Yamaha AD78 Team Latin America	Yamaha R3	10	<b>2.964</b>	0.364	2'11.453	179,4	2'12.906	175,8
6	2	<b>88 E. BURR</b>	BRA	Yamaha AD78 Team Latin America	Yamaha R3	10	<b>11.863</b>	8.899	2'12.448	177,3	2'12.603	176,4
7	4	<b>57 T. BUJAPA</b>	THA	Yamaha bLU cRU Thailand	Yamaha R3	10	<b>13.777</b>	1.914	2'12.605	175,5	2'12.788	173,8
8	7	<b>80 G. MANSO</b>	BRA	Yamaha AD78 Team Latin America	Yamaha R3	10	<b>13.877</b>	0.100	2'12.696	177,3	2'12.995	177,9
9	9	<b>46 D. NOWAK</b>	POL	Szkopek Team	Yamaha R3	10	<b>20.557</b>	6.680	2'13.033	180,3	2'14.529	175,5
10 P	14	<b>62 S. YAMANE</b>	JPN	bLU cRU Yamaha Racing Japan	Yamaha R3	10	<b>21.000</b>	0.443	2'12.810	180,0	2'15.392	178,8
11	11	<b>92 E. PLAINDOUX</b>	FRA	Yamaha bLU cRU Motor France	Yamaha R3	10	<b>29.669</b>	8.669	2'13.784	175,5	2'14.895	177,6
12	12	<b>56 V. ARNAUD</b>	FRA	VAL56 Speed Racing	Yamaha R3	10	<b>32.975</b>	3.306	2'14.168	173,5	2'15.067	172,7
13 P	10	<b>19 D. JOULIN</b>	FRA	Yamaha bLU cRU Motor France	Yamaha R3	10	<b>35.754</b>	2.779	2'13.845	175,8	2'14.587	177,6
14 P	13	<b>15 C. STRINGHETTI</b>	ITA	Project 109	Yamaha R3	10	<b>39.568</b>	3.814	2'14.491	174,4	2'15.116	169,9
15	15	<b>40 S. GERMANO</b>	ITA	VM Racing Team	Yamaha R3	10	<b>48.476</b>	8.908	2'15.801	170,7	2'15.778	173,2
16	16	<b>35 M. KONUK</b>	TUR	Turkiye Racing Team	Yamaha R3	10	<b>51.825</b>	3.349	2'16.326	173,5	2'16.010	173,5
17	19	<b>85 J. MARTIN</b>	AUS	Yamaha bLU cRU Team Australia	Yamaha R3	10	<b>51.852</b>	0.027	2'16.120	173,8	2'19.250	171,8
18	18	<b>28 P. ANASTASI</b>	SUI	DS Racing School	Yamaha R3	10	<b>1'24.732</b>	32.880	2'18.860	170,4	2'17.506	174,9
<b>-----Not Classified-----</b>												
RET	17	<b>37 J. BELAK</b>	POL	Szkopek Team	Yamaha R3	0				150,6	2'16.873	171,8

AIR	Humidity:	43%	Temp:	35°C
TRACK	Condition:	Dry	Temp:	57°C

Records	Pole [SP]	2023	E.Ercolani	2'12.034	134,584 Km/h
	Race [RC1]	2023	A.Mahendra	2'12.059	134,558 Km/h
Race Fastest Lap	All Times [SP]	2023	E.Ercolani	2'12.034	134,584 Km/h
	[New Record]	Lap 10	A.Mahendra	2'11.064	135,580 Km/h

### LAP LEADERS

No. Rider	From	To	Laps	Total
<b>27 A. MAHENDRA</b>	1	10	10	10

### TOTAL LEADER LAPS

No. Rider	Laps
<b>27 A. MAHENDRA</b>	45
<b>26 K. FONTAINHA</b>	21
<b>9 E. ERCOLANI</b>	12
<b>80 G. MANSO</b>	10
<b>32 K. KEANKUM</b>	5
<b>88 E. BURR</b>	3
<b>96 M. VICH</b>	3
<b>92 E. PLAINDOUX</b>	1

Start 15/07/2023 16:16 End 16:42 The results are provisional until the end of the time limit for protests and appeals and the completion of the technical checks.

These data/results cannot be reproduced, stored and/or transmitted in whole or in part by any manner of electronic, mechanical, photocopying, recording, broadcasting or otherwise now known or herein after developed without the previous express consent by the copyright owner, except for reproduction in daily press and regular printed publications on sale to the public within 60 days of the event related to those data/results and always provided that copyright symbol appears together as follows below.

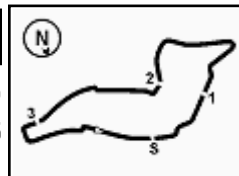
© DORNA WSBK ORGANIZATION Srl 2023

FICR PERUGIA TIMING





**10**  
**Yamaha R3**  
**731/05**



Imola Circuit 4.936 m

2 / 2

## Prometeon Italian Round, 14-16 July 2023

### Results Race 2

#### Race Highlights

Time	No. Rider	Description
15.56.43		Results confirmed
16.16.16		Start
16.17.17	<b>37 J. BELAK</b>	Crashed - Turn 6
16.17.58	<b>37 J. BELAK</b>	Not Actively Competing
16.20.35	<b>15 C. STRINGHETTI</b>	Double Long Lap Penalty - Jump Start
16.20.35	<b>19 D. JOULIN</b>	Double Long Lap Penalty - Jump Start
16.29.47		2/3 of Race Distance Completed
16.31.10	<b>28 P. ANASTASI</b>	On the Gravel - Re-Joined - Turn 6
16.39.50	<b>96 M. VICH</b>	Penalized to Drop 1 Position - Exceeded Track Limits (Final Lap) - Turn 6
16.40.11	<b>19 D. JOULIN</b>	+6s penalty applied
16.40.33	<b>15 C. STRINGHETTI</b>	+6s penalty applied
16.40.50		Podium Confirmed
16.41.53	<b>62 S. YAMANE</b>	Penalized to Drop 1 Position - Shortcut at T22
16.42.07		Results confirmed
16.42.18		End Of Session

15/07/2023      Start      End      The results are provisional until the end of the time limit for protests and appeals and the completion of the technical checks.

These data/results cannot be reproduced, stored and/or transmitted in whole or in part by any manner of electronic, mechanical, photocopying, recording, broadcasting or otherwise now known or herein after developed without the previous express consent by the copyright owner, except for reproduction in daily press and regular printed publications on sale to the public within 60 days of the event related to those data/results and always provided that copyright symbol appears together as follows below.

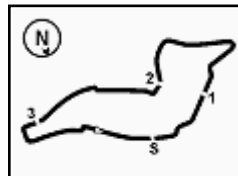
© DORNA WSBK ORGANIZATION Srl 2023

FICR PERUGIA TIMING





**11**  
Yamaha R3  
731/05



## Prometeon Italian Round, 14-16 July 2023 Championship Standings

Rank	Rider	Points	Points From First	Points From Previous	April 22 ASSEN		May 6 BARCELONA		June 3 MISANO		July 1 DONINGTON		July 15 IMOLA		September 9 MAGNY-COURS		
					1	2	1	2	1	2	1	2	1	2	1	2	
1	<b>ERCOLANI</b> Emiliano (ITA)	<b>168</b>			25	13	25	20	25	16	4	20	20				
					1	1	1	1	1	1	1	1	1				
2	<b>MAHENDRA</b> Aldi Satya (INA)	<b>152</b>	16		4	9	20	3	16	25		25	25				
					12	9	6	7	6	5		5	5				
3	<b>FONTAINHA</b> Kevin (BRA)	<b>140</b>	28	12	16	16	11	16	11	10	20	13	16	11			
					3	2	2	3	3	4	4	3	2	3			
4	<b>MANSO</b> Gustavo (BRA)	<b>135</b>	33	5	25	13	25	13	13	16	16	6	8				
					5	5	2	2	2	2	3	2	3	4			
5	<b>VICH</b> Marc (ESP)	<b>133</b>	35	2	20	10	13	9	20	25		13	13				
					2	4	3	4	4	3	2	4	5	5			
6	<b>KEANKUM</b> Krittapat (THA)	<b>119</b>	49	14	13	11	8	10	20	11		10	20	16			
					4	6	7	6	4	6		6	6	6			
7	<b>BURR</b> Eduardo (BRA)	<b>92</b>	76	27	11	20	9	7			13	11	11	10			
					5	3	3	5	7	7	7	7	7	7			
8	<b>YAMANE</b> Shoma (JPN)	<b>76</b>	92	16	5	8	6	5	10	9	9	8	10	6			
					11	9	9	10	10	8	8	8	8	8			
9	<b>JOULIN</b> Dorian (FRA)	<b>58</b>	110	18			16	11	8	8		5	7	3			
							11	9	9	8		10	10	9	9		
10	<b>BUAPA</b> Thurakij (THA)	<b>57</b>	111	1	6	2	6	3	5	11	7	8	9				
					10	12	15	13	13	12	11	11	11	10			
11	<b>ARNAUD</b> Valentin (FRA)	<b>53</b>	115	4	10	7	7	9	5	4	7		4				
					6	7	8	8	8	10	9	9	10	11			
12	<b>PLAINDOUX</b> Evann (FRA)	<b>50</b>	118	3	9		8	6	2	6	9	5	5				
					7	11	13	12	11	11	12	11	12	12			
13	<b>NOWAK</b> Dawid (POL)	<b>47</b>	121	3	5	1	4	7	10	4	9	7					
					15	16	18	16	15	14	13	13	13				
14	<b>STRINGHETTI</b> Christian (ITA)	<b>36</b>	132	11	8	6	5		3	8		4	2				
					8	8	9	11	12	12	13	14	14	14			
15	<b>KONUK</b> Mert (TUR)	<b>22</b>	146	14	2	1	3	2			5	6	3				
					14	16	16	16	18	18	17	16	15	15			
16	<b>GONZALEZ</b> Jeronimo (COL)	<b>20</b>	148	2	3		4	7	6								
					16	18	17	14	14	15	15	16	16				
17	<b>MARTIN</b> Jayden (AUS)	<b>18</b>	150	2	3	4	4		1	1	2	2	1				
					13	13	12	14	15	16	16	17	17	17			
18	<b>FRIEH</b> Louca (FRA)	<b>10</b>	158	8	7		2	1									
					9	13	13	15	16	17	18	18	18	18			
19	<b>BELAK</b> Jakub (POL)	<b>8</b>	160	2					2	3	3						
									19	19	19	19	19	19			
20	<b>GERMAND</b> Salvatore (ITA)	<b>3</b>	165	5								2	1				
												21	20				
21	<b>ANASTASI</b> Pietro (SUI)	<b>3</b>	165	0	1						1	1					
					15	18	19	19	20	20	20	20	20	20			

15/07/2023

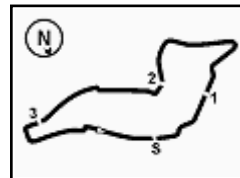
First Line: Championship Standings - Second Line: Ranking Progression

These data/results cannot be reproduced, stored and/or transmitted in whole or in part by any manner of electronic, mechanical, photocopying, recording, broadcasting or otherwise now known or herein after developed without the previous express consent by the copyright owner, except for reproduction in daily press and regular printed publications on sale to the public within 60 days of the event related to those data/results and always provided that copyright symbol appears together as follows below.

© DORNA WSBK ORGANIZATION Srl 2023

FICR PERUGIA TIMING



**12.1****Yamaha R3  
731/05**

Imola Circuit 4.936 m

**1 / 3****Prometeon Italian Round, 14-16 July 2023  
Lap Chart Race 2**

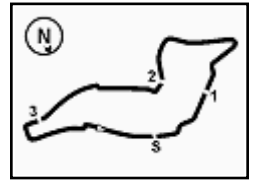
		Lap									
	1	2	3	4	5	6	7	8	9	10	
1	27	27	27	27	27	27	27	27	27	27	27
2	96	96	96	96	96	32	96	32	9	9	
3	9	9	88	9	32	96	32	9	26	96	
4	88	88	9	32	9	9	9	26	32	32	
5	57	32	32	88	26	26	26	96	96	26	
6	32	57	26	26	88	88	88	88	88	88	
7	26	26	57	57	57	57	80	80	80	57	
8	80	46	80	80	80	80	57	57	57	80	
9	46	80	62	62	46	62	62	62	46	62	
10	62	62	46	46	62	46	46	46	62	46	
11	19	92	92	19	19	92	92	19	92	92	
12	92	19	19	92	92	19	19	92	19	19	
13	15	15	15	56	15	56	56	56	56	56	
14	56	56	56	15	56	15	15	15	15	15	
15	35	35	35	40	35	40	40	40	40	40	
16	40	85	40	35	40	35	85	85	85	35	
17	85	40	85	85	85	85	35	35	35	85	
18	28	28	28	28	28	28	28	28	28	28	

Final Result		
1	<b>27</b>	<b>A. MAHENDRA</b> Laps 10
2	<b>9</b>	<b>E. ERCOLANI</b> 2.151
3	<b>32</b>	<b>K. KEANKUM</b> 2.588
4	<b>96</b>	<b>M. VICH (P)</b> 2.600
5	<b>26</b>	<b>K. FONTAINHA</b> 2.964
6	<b>88</b>	<b>E. BURR</b> 11.863
7	<b>57</b>	<b>T. BUAPA</b> 13.777
8	<b>80</b>	<b>G. MANSO</b> 13.877
9	<b>46</b>	<b>D. NOWAK</b> 20.557
10	<b>62</b>	<b>S. YAMANE (P)</b> 21.000
11	<b>92</b>	<b>E. PLAINDOUX</b> 29.669
12	<b>56</b>	<b>V. ARNAUD</b> 32.975
13	<b>19</b>	<b>D. JOULIN (P)</b> 35.754
14	<b>15</b>	<b>C. STRINGHETTI (P)</b> 39.568
15	<b>40</b>	<b>S. GERMANDO</b> 48.476
16	<b>35</b>	<b>M. KONUK</b> 51.825
17	<b>85</b>	<b>J. MARTIN</b> 51.852
18	<b>28</b>	<b>P. ANASTASI</b> 1'24.732
RET	<b>37</b>	<b>J. BELAK</b>

15/07/2023  
 These data/results cannot be reproduced, stored and/or transmitted in whole or in part by any manner of electronic, mechanical, photocopying, recording, broadcasting or otherwise now known or herein after developed without the previous express consent by the copyright owner, except for reproduction in daily press and regular printed publications on sale to the public within 60 days of the event related to those data/results and always provided that copyright symbol appears together as follows below.  
 © DORNA WSBK ORGANIZATION Srl 2023

FICR PERUGIA TIMING



**12.1****Yamaha R3  
731/05**

Imola Circuit 4.936 m

2 / 3

# Prometeon Italian Round, 14-16 July 2023

## Lap Chart Race 2

Lap 1		
1	27	A.Mahendra 2'12.566
2	96	M.Vich 0.619
3	9	E.Ercolani 0.977
4	88	E.Burr 1.226
5	57	T.Buapa 1.511
6	32	K.Keankum 1.677
7	26	K.Fontainha 2.021
8	80	G.Manso 2.530
9	46	D.Nowak 2.789
10	62	S.Yamane 3.005
11	19	D.Joulin 3.398
12	92	E.Plaindoux 3.490
13	15	C.Stringhetti 4.064
14	56	V.Arnaud 4.860
15	35	M.Konuk 5.508
16	40	S.Germano 5.627
17	85	J.Martin 6.874
18	28	P.Anastasi 9.531

Lap 2		
1	27	A.Mahendra 4'25.513
2	96	M.Vich 0.344
3	9	E.Ercolani 0.736
4	88	E.Burr 1.030
5	32	K.Keankum 1.179
6	57	T.Buapa 2.107
7	26	K.Fontainha 2.324
8	46	D.Nowak 2.875
9	80	G.Manso 3.226
10	62	S.Yamane 3.410
11	92	E.Plaindoux 4.327
12	19	D.Joulin 4.580
13	15	C.Stringhetti 5.907
14	56	V.Arnaud 6.600
15	35	M.Konuk 11.099
16	85	J.Martin 11.119
17	40	S.Germano 11.146
18	28	P.Anastasi 16.693

Lap 3		
1	27	A.Mahendra 6'38.151
2	96	M.Vich 0.324
3	88	E.Burr 0.840
4	9	E.Ercolani 1.091
5	32	K.Keankum 1.175
6	26	K.Fontainha 2.122
7	57	T.Buapa 2.668
8	80	G.Manso 3.427
9	62	S.Yamane 3.582
10	46	D.Nowak 4.089
11	92	E.Plaindoux 5.645
12	19	D.Joulin 5.787
13	15	C.Stringhetti 8.648
14	56	V.Arnaud 8.794
15	35	M.Konuk 15.735
16	40	S.Germano 15.783
17	85	J.Martin 16.689
18	28	P.Anastasi 24.399

Lap 4		
1	27	A.Mahendra 8'50.424
2	96	M.Vich 0.396
3	9	E.Ercolani 1.131
4	32	K.Keankum 1.271
5	88	E.Burr 1.588
6	26	K.Fontainha 1.984
7	57	T.Buapa 3.000
8	80	G.Manso 4.827
9	62	S.Yamane 5.100
10	46	D.Nowak 5.490
11	19	D.Joulin 8.255

12	92	E.Plaindoux 8.582
13	56	V.Arnaud 10.689
14	15	C.Stringhetti 11.400
15	40	S.Germano 21.290
16	35	M.Konuk 21.364
17	85	J.Martin 21.691
18	28	P.Anastasi 31.073

Lap 5		
1	27	A.Mahendra 11'02.566
2	96	M.Vich 0.478
3	32	K.Keankum 1.283
4	9	E.Ercolani 1.532
5	26	K.Fontainha 1.779
6	88	E.Burr 2.107
7	57	T.Buapa 3.984
8	80	G.Manso 6.123
9	46	D.Nowak 6.751
10	62	S.Yamane 6.917
11	19	D.Joulin 11.306
12	92	E.Plaindoux 11.729
13	15	C.Stringhetti 15.480
14	56	V.Arnaud 15.657
15	35	M.Konuk 26.979
16	40	S.Germano 27.120
17	85	J.Martin 27.216
18	28	P.Anastasi 37.791

Lap 6		
1	27	A.Mahendra 13'14.768
2	32	K.Keankum 0.375
3	96	M.Vich 0.581
4	9	E.Ercolani 0.788
5	26	K.Fontainha 1.236
6	88	E.Burr 2.718
7	57	T.Buapa 5.680
8	80	G.Manso 6.741
9	62	S.Yamane 8.214
10	46	D.Nowak 8.325
11	92	E.Plaindoux 14.633
12	19	D.Joulin 14.858
13	56	V.Arnaud 19.155
14	15	C.Stringhetti 19.430
15	40	S.Germano 31.768
16	35	M.Konuk 32.200
17	85	J.Martin 32.338
18	28	P.Anastasi 44.708

Lap 7		
1	27	A.Mahendra 15'26.758
2	96	M.Vich 0.224
3	32	K.Keankum 0.413
4	9	E.Ercolani 0.523
5	26	K.Fontainha 0.699
6	88	E.Burr 4.362
7	80	G.Manso 7.447
8	57	T.Buapa 7.556
9	62	S.Yamane 11.073
10	46	D.Nowak 11.239
11	92	E.Plaindoux 17.531
12	19	D.Joulin 17.766
13	56	V.Arnaud 23.104
14	15	C.Stringhetti 23.701
15	40	S.Germano 35.856
16	85	J.Martin 36.822
17	35	M.Konuk 37.442
18	28	P.Anastasi 56.262

Lap 8		
1	27	A.Mahendra 17'38.665
2	32	K.Keankum 0.182
3	9	E.Ercolani 0.357

4	26	K.Fontainha 0.644
5	96	M.Vich 0.919
6	88	E.Burr 6.406
7	80	G.Manso 9.648
8	57	T.Buapa 9.768
9	62	S.Yamane 13.462
10	46	D.Nowak 13.730
11	19	D.Joulin 21.382
12	92	E.Plaindoux 21.468
13	56	V.Arnaud 26.129
14	15	C.Stringhetti 26.678
15	40	S.Germano 39.750
16	85	J.Martin 41.035
17	35	M.Konuk 41.861
18	28	P.Anastasi 1'05.893

Lap 9		
1	27	A.Mahendra 19'51.080
2	9	E.Ercolani 0.459
3	26	K.Fontainha 0.646
4	32	K.Keankum 1.120
5	96	M.Vich 1.289
6	88	E.Burr 8.347
7	80	G.Manso 10.887
8	57	T.Buapa 11.063
9	46	D.Nowak 15.491
10	62	S.Yamane 15.573
11	92	E.Plaindoux 25.004
12	19	D.Joulin 25.254
13	56	V.Arnaud 29.282
14	15	C.Stringhetti 30.141
15	40	S.Germano 43.325
16	85	J.Martin 45.754
17	35	M.Konuk 46.143
18	28	P.Anastasi 1'14.952

Lap 10		
1	27	A.Mahendra 22'02.144
2	9	E.Ercolani 2.151
3	96	M.Vich 2.160
4	32	K.Keankum 2.588
5	26	K.Fontainha 2.964
6	88	E.Burr 11.863
7	57	T.Buapa 13.777
8	80	G.Manso 13.877
9	62	S.Yamane 19.480
10	46	D.Nowak 20.557
11	92	E.Plaindoux 29.669
12	19	D.Joulin 29.754
13	56	V.Arnaud 32.975
14	15	C.Stringhetti 33.568
15	40	S.Germano 48.476
16	35	M.Konuk 51.825
17	85	J.Martin 51.852
18	28	P.Anastasi 1'24.732

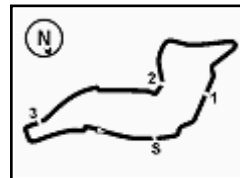
15/07/2023

These data/results cannot be reproduced, stored and/or transmitted in whole or in part by any manner of electronic, mechanical, photocopying, recording, broadcasting or otherwise now known or herein after developed without the previous express consent by the copyright owner, except for reproduction in daily press and regular printed publications on sale to the public within 60 days of the event related to those data/results and always provided that copyright symbol appears together as follows below.

© DORNA WSBK ORGANIZATION Srl 2023

FICR PERUGIA TIMING



**12.1****Yamaha R3  
731/05**

Imola Circuit 4.936 m

**3 / 3****Race Pace Comparison**

	<b>27 Mah</b>	<b>9 Erc</b>	<b>32 Kea</b>	<b>96 Vic</b>	<b>26 Fon</b>	<b>88 Bur</b>	<b>57 Bua</b>	<b>80 Man</b>	<b>46 Nov</b>	<b>62 Yam</b>	<b>92 Pla</b>	<b>56 Arn</b>	<b>19 Jou</b>	<b>15 Str</b>
1	2'12.566	2'13.543	2'14.243	2'13.185	2'14.587	2'13.792	2'14.077	2'15.096	2'15.355	2'15.571	2'16.056	2'17.426	2'15.964	2'16.630
2	2'12.947	2'12.706	2'12.449	2'12.672	2'13.250	2'12.751	2'13.543	2'13.643	<b>2'13.033</b>	2'13.352	<b>2'13.784</b>	2'14.687	2'14.129	2'14.790
3	2'12.638	2'12.993	2'12.634	2'12.618	2'12.436	<b>2'12.448</b>	2'13.199	2'12.839	2'13.852	<b>2'12.810</b>	2'13.956	2'14.832	<b>2'13.845</b>	2'15.379
4	2'12.273	2'12.313	2'12.369	2'12.345	2'12.135	2'13.021	<b>2'12.605</b>	2'13.673	2'13.674	2'13.791	2'15.210	<b>2'14.168</b>	2'14.741	2'15.025
5	2'12.142	2'12.543	2'12.154	2'12.224	2'11.937	2'12.661	2'13.126	2'13.438	2'13.403	2'13.959	2'15.289	2'17.110	2'15.193	2'16.222
6	2'12.202	<b>2'11.458</b>	<b>2'11.294</b>	2'12.305	2'11.659	2'12.813	2'13.898	2'12.820	2'13.776	2'13.499	2'15.106	2'15.700	2'15.754	2'16.152
7	2'11.990	2'11.725	2'12.028	<b>2'11.633</b>	<b>2'11.453</b>	2'13.634	2'13.866	<b>2'12.696</b>	2'14.904	2'14.849	2'14.888	2'15.939	2'14.898	2'16.261
8	2'11.907	2'11.741	2'11.676	2'12.602	2'11.852	2'13.951	2'14.119	2'14.108	2'14.398	2'14.296	2'15.844	2'14.932	2'15.523	2'14.884
9	2'12.415	2'12.517	2'13.353	2'12.785	2'12.417	2'14.356	2'13.710	2'13.654	2'14.176	2'14.526	2'15.951	2'15.568	2'16.287	2'15.878
10	<b>2'11.064</b>	2'12.756	2'12.532	2'11.935	2'13.382	2'14.580	2'13.778	2'14.054	2'16.130	2'14.971	2'15.729	2'14.757	2'15.564	<b>2'14.491</b>

	<b>40 Ger</b>	<b>35 Kon</b>	<b>85 Mar</b>	<b>28 Ana</b>
1	2'18.193	2'18.074	2'19.440	2'22.097
2	2'18.466	2'18.538	2'17.192	2'20.109
3	2'17.275	2'17.274	2'18.208	2'20.344
4	2'17.780	2'17.902	2'17.275	2'18.947
5	2'17.972	2'17.757	2'17.667	<b>2'18.860</b>
6	2'16.850	2'17.423	2'17.324	2'19.119
7	2'16.078	2'17.232	2'16.474	2'23.544
8	<b>2'15.801</b>	<b>2'16.326</b>	<b>2'16.120</b>	2'21.538
9	2'15.990	2'16.697	2'17.134	2'21.474
10	2'16.215	2'16.746	2'17.162	2'20.844

15/07/2023

These data/results cannot be reproduced, stored and/or transmitted in whole or in part by any manner of electronic, mechanical, photocopying, recording, broadcasting or otherwise now known or herein after developed without the previous express consent by the copyright owner, except for reproduction in daily press and regular printed publications on sale to the public within 60 days of the event related to those data/results and always provided that copyright symbol appears together as follows below.

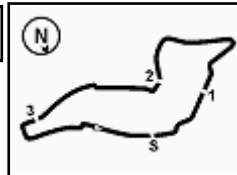
© DORNA WSBK ORGANIZATION Srl 2023

FICR PERUGIA TIMING





12.2

Yamaha R3  
731/05

Imola Circuit 4.936 m

## Prometeon Italian Round, 14-16 July 2023

### Best Sector & Speed Race 2

**RESULTS**

			Laps	10
1	27	A. MAHENDRA	Yamaha R3	2.151
2	9	E. ERCOLANI	Yamaha R3	2.588
3	32	K. KEANKUM	Yamaha R3	2.600
4	96	M. VICH	Yamaha R3	2.964
5	26	K. FONTAINHA	Yamaha R3	11.863
6	88	E. BURR	Yamaha R3	13.777
7	57	T. BUAPA	Yamaha R3	13.877
8	80	G. MANSO	Yamaha R3	20.557
9	46	D. NOWAK	Yamaha R3	21.000
10	62	S. YAMANE	Yamaha R3	29.669
11	92	E. PLAINDOUX	Yamaha R3	32.975
12	56	V. ARNAUD	Yamaha R3	35.754
13	19	D. JOULIN	Yamaha R3	39.568
14	15	C. STRINGHETTI	Yamaha R3	48.476
15	40	S. GERMANO	Yamaha R3	51.825
16	35	M. KONUK	Yamaha R3	51.852
17	85	J. MARTIN	Yamaha R3	1'24.732
18	28	P. ANASTASI	Yamaha R3	
RET	37	J. BELAK	Yamaha R3	

**SPEED**

1	9	E. ERCOLANI	Yamaha R3	180,3
2	96	M. VICH	Yamaha R3	180,3
3	46	D. NOWAK	Yamaha R3	180,3
4	62	S. YAMANE	Yamaha R3	180,0
5	26	K. FONTAINHA	Yamaha R3	179,4
6	88	E. BURR	Yamaha R3	177,3
7	80	G. MANSO	Yamaha R3	177,3
8	32	K. KEANKUM	Yamaha R3	177,0
9	19	D. JOULIN	Yamaha R3	175,8
10	92	E. PLAINDOUX	Yamaha R3	175,5
11	57	T. BUAPA	Yamaha R3	175,5
12	15	C. STRINGHETTI	Yamaha R3	174,4
13	85	J. MARTIN	Yamaha R3	173,8
14	56	V. ARNAUD	Yamaha R3	173,5
15	35	M. KONUK	Yamaha R3	173,5
16	27	A. MAHENDRA	Yamaha R3	171,0
17	40	S. GERMANO	Yamaha R3	170,7
18	28	P. ANASTASI	Yamaha R3	170,4
19	37	J. BELAK	Yamaha R3	150,6

**SEG. 1**

1	9	E. ERCOLANI	28.720
2	96	M. VICH	28.753
3	26	K. FONTAINHA	28.766
4	32	K. KEANKUM	28.964
5	88	E. BURR	28.979
6	62	S. YAMANE	29.005
7	46	D. NOWAK	29.007
8	27	A. MAHENDRA	29.101
9	80	G. MANSO	29.154
10	19	D. JOULIN	29.257
11	92	E. PLAINDOUX	29.264
12	57	T. BUAPA	29.277
13	15	C. STRINGHETTI	29.503
14	35	M. KONUK	29.576
15	56	V. ARNAUD	29.641
16	85	J. MARTIN	29.678
17	40	S. GERMANO	30.094
18	28	P. ANASTASI	30.453
19	37	J. BELAK	33.070

**SEG. 2**

1	27	A. MAHENDRA	39.921
2	26	K. FONTAINHA	40.238
3	96	M. VICH	40.275
4	9	E. ERCOLANI	40.334
5	32	K. KEANKUM	40.357
6	80	G. MANSO	40.370
7	57	T. BUAPA	40.383
8	88	E. BURR	40.466
9	62	S. YAMANE	40.761
10	46	D. NOWAK	40.848
11	92	E. PLAINDOUX	40.868
12	19	D. JOULIN	40.947
13	56	V. ARNAUD	41.074
14	15	C. STRINGHETTI	41.242
15	40	S. GERMANO	41.301
16	85	J. MARTIN	41.417
17	35	M. KONUK	41.434
18	28	P. ANASTASI	42.358

**SEG. 3**

1	32	K. KEANKUM	35.495
2	27	A. MAHENDRA	35.659
3	26	K. FONTAINHA	35.692
4	88	E. BURR	35.781
5	9	E. ERCOLANI	35.799
6	62	S. YAMANE	35.856
7	96	M. VICH	35.908
8	80	G. MANSO	35.928
9	46	D. NOWAK	36.007
10	57	T. BUAPA	36.150
11	56	V. ARNAUD	36.216
12	15	C. STRINGHETTI	36.366
13	19	D. JOULIN	36.423
14	92	E. PLAINDOUX	36.457
15	35	M. KONUK	36.677
16	40	S. GERMANO	36.851
17	85	J. MARTIN	37.064
18	28	P. ANASTASI	37.518

**SEG. 4**

1	27	A. MAHENDRA	26.290
2	32	K. KEANKUM	26.413
3	9	E. ERCOLANI	26.415
4	96	M. VICH	26.488
5	26	K. FONTAINHA	26.568
6	57	T. BUAPA	26.721
7	88	E. BURR	26.781
8	80	G. MANSO	26.823
9	46	D. NOWAK	26.837
10	62	S. YAMANE	26.871
11	19	D. JOULIN	26.911
12	92	E. PLAINDOUX	26.974
13	56	V. ARNAUD	27.101
14	15	C. STRINGHETTI	27.185
15	40	S. GERMANO	27.378
16	85	J. MARTIN	27.478
17	35	M. KONUK	27.507
18	28	P. ANASTASI	27.903

15/07/2023

These data/results cannot be reproduced, stored and/or transmitted in whole or in part by any manner of electronic, mechanical, photocopying, recording, broadcasting or otherwise now known or herein after developed without the previous express consent by the copyright owner, except for reproduction in daily press and regular printed publications on sale to the public within 60 days of the event related to those data/results and always provided that copyright symbol appears together as follows below.

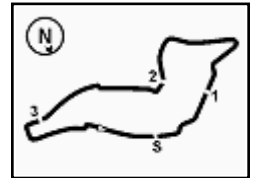
© DORNA WSBK ORGANIZATION Srl 2023

FICR PERUGIA TIMING





**12.3**  
Yamaha R3  
731/05



Imola Circuit 4.936 m

# Prometeon Italian Round, 14-16 July 2023

## Chronological Analysis Race 2

Start at 16:16'13.773

1 / 2

1° 27 A. MAHENDRA [2'11.064]							
Lap	Seg.1	Seg.2	Seg.3	Seg.4	Lap Time	km/h	Local Time
1		40.816	36.077	26.572	2'12.566	140,6	16:18'26.339
2	29.480	40.698	36.127	26.642	2'12.947	169,9	16:20'39.286
3	29.459	40.595	35.892	26.692	2'12.638	170,2	16:22'51.924
4	29.545	40.348	35.940	26.440	2'12.273	169,1	16:25'04.197
5	29.320	40.375	36.121	26.326	2'12.142	170,2	16:27'16.339
6	29.352	40.421	35.993	26.436	2'12.202	169,1	16:29'28.541
7	29.237	40.408	35.919	26.426	2'11.990	170,4	16:31'40.531
8	29.411	40.252	35.860	26.384	2'11.907	171,0	16:33'52.438
9	29.415	40.647	36.049	26.304	2'12.415	169,9	16:36'04.853
10	29.194	39.921	35.659	26.290	2'11.064	170,4	16:38'15.917
Race Time 22'02.144							

9	29.077	40.861	35.815	26.664	2'12.417	175,8	16:36'05.499
10	28.996	40.951	35.834	27.601	2'13.382	173,8	16:38'18.881
Race Time 22'05.108							

2° 9 E. ERCOLANI [2'11.458]							
Lap	Seg.1	Seg.2	Seg.3	Seg.4	Lap Time	km/h	Local Time
1		41.073	36.117	27.032	2'13.543	140,6	16:18'27.316
2	29.285	40.571	36.036	26.814	2'12.706	172,9	16:20'40.022
3	29.212	40.778	36.076	26.927	2'12.993	174,1	16:22'53.015
4	29.131	40.520	36.015	26.647	2'12.313	173,2	16:25'05.328
5	29.148	40.639	36.018	26.738	2'12.543	175,2	16:27'17.871
6	28.908	40.334	35.801	26.415	2'11.458	175,2	16:29'29.329
7	28.720	40.547	35.911	26.547	2'11.725	178,8	16:31'41.054
8	28.933	40.473	35.799	26.536	2'11.741	180,3	16:33'52.795
9	29.349	40.641	36.058	26.469	2'12.517	176,4	16:36'05.312
10	29.179	40.830	35.871	26.876	2'12.756	172,1	16:38'18.068
Race Time 22'04.295							

6° 88 E. BURR [2'12.448]							
Lap	Seg.1	Seg.2	Seg.3	Seg.4	Lap Time	km/h	Local Time
1		41.331	36.210	27.123	2'13.792	140,7	16:18'27.565
2	29.186	40.551	36.048	26.966	2'12.751	177,3	16:20'40.316
3	28.994	40.892	35.781	26.781	2'12.448	177,0	16:22'52.764
4	29.364	40.664	35.942	27.051	2'13.021	169,3	16:25'05.785
5	28.979	40.466	36.377	26.839	2'12.661	175,8	16:27'18.446
6	29.271	40.523	36.059	26.960	2'12.813	171,5	16:29'31.259
7	29.558	40.819	36.296	26.961	2'13.634	169,6	16:31'44.893
8	29.543	40.769	36.619	27.020	2'13.951	169,6	16:33'58.844
9	29.524	41.135	36.547	27.150	2'14.356	169,1	16:36'13.200
10	29.654	41.159	36.651	27.116	2'14.580	168,8	16:38'27.780
Race Time 22'14.007							

3° 32 K. KEANKUM [2'11.294]							
Lap	Seg.1	Seg.2	Seg.3	Seg.4	Lap Time	km/h	Local Time
1		41.559	35.914	26.970	2'14.243	147,0	16:18'28.016
2	29.201	40.357	35.827	27.064	2'12.449	177,0	16:20'40.465
3	28.964	40.889	35.890	26.891	2'12.634	177,0	16:22'53.099
4	29.253	40.572	35.889	26.655	2'12.369	172,4	16:25'05.468
5	29.084	40.515	36.058	26.497	2'12.154	174,4	16:27'17.622
6	28.966	40.420	35.495	26.413	2'11.294	172,9	16:29'28.916
7	29.043	40.479	35.916	26.590	2'12.028	175,8	16:31'40.944
8	29.104	40.576	35.544	26.452	2'11.676	176,7	16:33'52.620
9	29.237	41.247	35.855	27.014	2'13.353	172,1	16:36'05.973
10	28.983	40.707	35.813	27.029	2'12.532	175,8	16:38'18.505
Race Time 22'04.732							

7° 57 T. BUAPA [2'12.605]							
Lap	Seg.1	Seg.2	Seg.3	Seg.4	Lap Time	km/h	Local Time
1		41.330	36.361	26.995	2'14.077	141,3	16:18'27.850
2	29.502	40.538	36.233	27.270	2'13.543	175,5	16:20'41.393
3	29.669	40.575	36.176	26.779	2'13.199	171,3	16:22'54.592
4	29.277	40.383	36.224	26.721	2'12.605	174,1	16:25'07.197
5	29.296	40.736	36.191	26.903	2'13.126	174,1	16:27'20.323
6	29.583	41.080	36.441	26.794	2'13.898	170,4	16:29'34.221
7	29.445	40.991	36.471	26.959	2'13.866	171,3	16:31'48.087
8	29.579	41.339	36.267	26.934	2'14.119	169,3	16:34'02.206
9	29.316	40.848	36.298	27.248	2'13.710	168,5	16:36'15.916
10	29.358	40.861	36.150	27.409	2'13.778	168,3	16:38'29.694
Race Time 22'15.921							

4° 96 M. VICH [2'11.633]							
Lap	Seg.1	Seg.2	Seg.3	Seg.4	Lap Time	km/h	Local Time
1		40.998	36.053	26.872	2'13.185	144,2	16:18'26.958
2	29.322	40.390	35.942	27.018	2'12.672	172,4	16:20'39.630
3	29.316	40.670	35.999	26.633	2'12.618	172,9	16:22'52.248
4	29.304	40.544	35.908	26.589	2'12.345	172,4	16:25'04.593
5	29.164	40.275	36.175	26.610	2'12.224	173,2	16:27'16.817
6	29.333	40.364	36.095	26.513	2'12.305	171,0	16:29'29.122
7	28.855	40.342	35.948	26.488	2'11.633	177,9	16:31'40.755
8	29.316	40.837	35.919	26.530	2'12.602	173,8	16:33'53.357
9	28.998	40.548	36.068	27.171	2'12.785	177,9	16:36'06.142
10	28.753	40.315	36.080	26.787	2'11.935	180,3	16:38'18.077
Race Time 22'04.304 + 0.440Pen							

8° 80 G. MANSO [2'12.696]							
Lap	Seg.1	Seg.2	Seg.3	Seg.4	Lap Time	km/h	Local Time
1		41.566	36.252	27.809	2'15.096	145,8	16:18'28.869
2	29.575	40.906	36.145	27.017	2'13.643	174,7	16:20'42.512
3	29.168	40.787	35.928	26.956	2'12.839	177,3	16:22'55.351
4	29.276	40.942	36.454	27.001	2'13.673	173,2	16:25'09.024
5	29.382	40.797	36.159	27.100	2'13.438	172,4	16:27'22.462
6	29.463	40.544	35.990	26.823	2'12.820	170,4	16:29'35.282
7	29.154	40.370	36.094	27.078	2'12.696	172,7	16:31'47.978
8	29.701	41.107	36.296	27.004	2'14.108	169,6	16:34'02.086
9	29.316	40.771	36.233	27.334	2'13.654	169,9	16:36'15.740
10	29.448	40.751	36.447	27.408	2'14.054	170,4	16:38'29.794
Race Time 22'16.021							

5° 26 K. FONTAINHA [2'11.453]							
Lap	Seg.1	Seg.2	Seg.3	Seg.4	Lap Time	km/h	Local Time
1		41.632	36.111	27.305	2'14.587	144,0	16:18'28.360
2	29.112	41.058	36.092	26.988	2'13.250	174,9	16:20'41.610
3	29.245	40.557	35.852	26.782	2'12.436	173,8	16:22'54.046
4	29.148	40.370	35.777	26.840	2'12.135	172,9	16:25'06.181
5	28.817	40.295	36.013	26.812	2'11.937	177,0	16:27'18.118
6	28.766	40.327	35.705	26.861	2'11.659	175,8	16:29'29.777
7	28.955	40.238	35.692	26.568	2'11.453	174,7	16:31'41.230
8	28.903	40.614	35.717	26.618	2'11.852	179,4	16:33'53.082

9° 46 D. NOWAK [2'13.033]							
Lap	Seg.1	Seg.2	Seg.3	Seg.4	Lap Time	km/h	Local Time
1		41.726	36.175	27.591	2'15.355	145,2	16:18'29.128
2	29.106	40.896	36.126	26.905	2'13.033	180,3	16:20'42.161
3	29.188	41.419	36.007	27.238	2'13.852	175,2	16:22'56.013
4	29.308	41.252	36.219	26.895	2'13.674	176,1	16:25'09.687
5	29.007	41.528	36.031	26.837	2'13.403	178,2	16:27'23.090
6	29.084	40.848	36.146	27.698	2'13.776	174,9	16:29'36.866
7	29.725	41.642	36.490	27.047	2'14.904	179,1	16:31'51.770
8	29.184	41.721	36.215	27.278	2'14.398	175,2	16:34'06.168
9	29.164	41.260	36.612	27.140	2'14.176	178,5	16:36'20.344
10	29.810	41.684	36.283	28.353	2'16.130	171,8	16:38'36.474
Race Time 22'22.701							

10° 62 S. YAMANE [2'12.810]							
Lap	Seg.1	Seg.2	Seg.3	Seg.4	Lap Time	km/h	Local Time
1		41.890	36.284	27.292	2'15.571	149,1	16:18'29.344
2	29.241	41.154	35.919	27.038	2'13.352	180,0	16:20'42.696
3	29.163	40.761	35.856	27.030	2'12.810	177,9	16:22'55.506
4	29.089	40.888	36.776	27.038	2'13.791	174,4	16:25'09.297
5	29.129	41.668	36.229	26.933	2'13.959	177,6	16:27'23.256

15/07/2023 P = Pits In/Out - C = Lap Time Cancelled

These data/results cannot be reproduced, stored and/or transmitted in whole or in part by any manner of electronic, mechanical, photocopying, recording, broadcasting or otherwise now known or herein after developed without the previous express consent by the copyright owner, except for reproduction in daily press and regular printed publications on sale to the public within 60 days of the event related to those data/results and always provided that copyright symbol appears together as follows below.

© DORNA WSBK ORGANIZATION Srl 2023

FICR PERUGIA TIMING

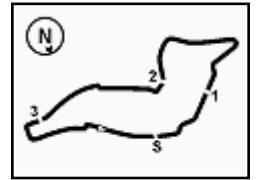






12.3

Yamaha R3  
731/05



Imola Circuit 4.936 m

# Prometeon Italian Round, 14-16 July 2023

## Chronological Analysis Race 2

Start at 16:16'13.773

2 / 2

Lap	Seg.1	Seg.2	Seg.3	Seg.4	Lap Time	km/h	Local Time
6	29.005	41.100	36.483	26.911	2'13.499	171,8	16:29'36.755
7	29.906	41.756	36.316	26.871	2'14.849	173,2	16:31'51.604
8	29.515	41.405	36.397	26.979	2'14.296	171,5	16:34'05.900
9	29.482	41.388	36.545	27.111	2'14.526	172,7	16:36'20.426
10	29.763	41.534	36.304	27.370	2'14.971	171,5	16:38'35.397

Race Time 22'21.624 + 1.520Pen

### 11° 92 E. PLAINDOUX [2'13.784]

Lap	Seg.1	Seg.2	Seg.3	Seg.4	Lap Time	km/h	Local Time
1		41.564	36.542	27.270	2'16.056	147,0	16:18'29.829
2	29.264	40.868	36.619	27.033	2'13.784	175,5	16:20'43.613
3	29.407	40.900	36.519	27.130	2'13.956	173,8	16:22'57.569
4	29.695	41.825	36.607	27.083	2'15.210	172,1	16:25'12.779
5	29.563	41.352	36.870	27.504	2'15.289	168,3	16:27'28.068
6	29.485	41.766	36.663	27.192	2'15.106	168,3	16:29'43.174
7	29.668	41.267	36.774	27.179	2'14.888	170,4	16:31'58.062
8	29.651	42.009	37.069	27.115	2'15.844	170,7	16:34'13.906
9	30.463	41.644	36.715	27.129	2'15.951	158,2	16:36'28.857
10	29.652	42.646	36.457	26.974	2'15.729	169,3	16:38'45.586

Race Time 22'31.813

### 12° 56 V. ARNAUD [2'14.168]

Lap	Seg.1	Seg.2	Seg.3	Seg.4	Lap Time	km/h	Local Time
1		41.458	36.650	27.730	2'17.426	145,6	16:18'31.199
2	29.824	41.074	36.374	27.415	2'14.687	170,7	16:20'45.886
3	29.974	41.190	36.216	27.452	2'14.832	170,7	16:23'00.718
4	29.641	41.158	36.268	27.101	2'14.168	173,5	16:25'14.886
5	30.818	41.754	36.881	27.657	2'17.110	168,0	16:27'31.996
6	29.897	41.347	36.952	27.504	2'15.700	171,3	16:29'47.696
7	30.184	41.933	36.619	27.203	2'15.939	169,3	16:32'03.635
8	29.867	41.322	36.558	27.185	2'14.932	168,5	16:34'18.567
9	29.984	41.685	36.606	27.293	2'15.568	165,6	16:36'34.135
10	29.808	41.310	36.407	27.232	2'14.757	167,7	16:38'48.892

Race Time 22'35.119

### 13° 19 D. JOULIN [2'13.845]

Lap	Seg.1	Seg.2	Seg.3	Seg.4	Lap Time	km/h	Local Time
1		41.700	36.668	27.537	2'15.964	145,0	16:18'29.737
2	29.775	40.963	36.423	26.968	2'14.129	175,5	16:20'43.866
3	29.257	40.947	36.503	27.138	2'13.845	174,7	16:22'57.711
4	29.650	41.551	36.530	27.010	2'14.741	175,8	16:25'12.452
5	29.792	41.279	36.770	27.352	2'15.193	169,6	16:27'27.645
6	29.814	41.661	36.982	27.297	2'15.754	167,5	16:29'43.399
7	29.523	41.446	36.765	27.164	2'14.898	172,9	16:31'58.297
8	29.538	41.737	37.005	27.243	2'15.523	173,2	16:34'13.820
9	30.439	42.265	36.426	27.157	2'16.287	159,4	16:36'30.107
10	29.633	42.161	36.859	26.911	2'15.564	172,1	16:38'45.671

Race Time 22'31.898 + 6.000Pen

### 14° 15 C. STRINGHETTI [2'14.491]

Lap	Seg.1	Seg.2	Seg.3	Seg.4	Lap Time	km/h	Local Time
1		41.894	36.822	27.328	2'16.630	148,0	16:18'30.403
2	29.523	41.346	36.736	27.185	2'14.790	174,4	16:20'45.193
3	29.833	41.389	36.808	27.349	2'15.379	171,8	16:23'00.572
4	29.776	41.376	36.654	27.219	2'15.025	170,4	16:25'15.597
5	29.971	41.807	36.900	27.544	2'16.222	173,2	16:27'31.819
6	30.279	41.420	36.911	27.542	2'16.152	169,1	16:29'47.971
7	29.885	42.060	36.934	27.382	2'16.261	172,1	16:32'04.232
8	29.600	41.341	36.751	27.192	2'14.884	172,4	16:34'19.116
9	29.579	41.878	36.834	27.587	2'15.878	173,2	16:36'34.994
10	29.503	41.242	36.366	27.380	2'14.491	171,8	16:38'49.485

Race Time 22'35.712 + 6.000Pen

### 15° 40 S. GERMANO [2'15.801]

Lap	Seg.1	Seg.2	Seg.3	Seg.4	Lap Time	km/h	Local Time
1		41.679	36.960	27.825	2'18.193	148,7	16:18'31.966
2	30.814	41.830	37.314	28.508	2'18.466	170,7	16:20'50.432

15/07/2023 P = Pits In/Out - C = Lap Time Cancelled

These data/results cannot be reproduced, stored and/or transmitted in whole or in part by any manner of electronic, mechanical, photocopying, recording, broadcasting or otherwise now known or herein after developed without the previous express consent by the copyright owner, except for reproduction in daily press and regular printed publications on sale to the public within 60 days of the event related to those data/results and always provided that copyright symbol appears together as follows below.

© DORNA WSBK ORGANIZATION Srl 2023

### 16° 35 M. KONUK [2'16.326]

Lap	Seg.1	Seg.2	Seg.3	Seg.4	Lap Time	km/h	Local Time
1		42.053	36.717	28.508	2'18.074	150,3	16:18'31.847
2	30.915	41.730	37.447	28.446	2'18.538	169,9	16:20'50.385
3	30.309	41.833	37.286	27.846	2'17.274	170,4	16:23'07.659
4	30.720	42.059	37.210	27.913	2'17.902	163,1	16:25'25.561
5	30.284	42.094	37.522	27.857	2'17.757	168,5	16:27'43.318
6	30.622	42.578	36.716	27.507	2'17.423	166,4	16:30'00.741
7	29.920	41.649	36.767	28.896	2'17.232	173,2	16:32'17.973
8	30.078	41.434	36.677	28.137	2'16.326	170,2	16:34'34.299
9	30.372	41.650	37.041	27.634	2'16.697	168,3	16:36'50.996
10	29.576	42.060	37.051	28.059	2'16.746	173,5	16:39'07.742

Race Time 22'53.969

### 17° 85 J. MARTIN [2'16.120]

Lap	Seg.1	Seg.2	Seg.3	Seg.4	Lap Time	km/h	Local Time
1		42.095	37.329	27.879	2'19.440	144,6	16:18'33.213
2	29.742	41.800	37.167	28.483	2'17.192	171,3	16:20'50.405
3	30.469	42.059	37.189	28.491	2'18.208	166,4	16:23'08.613
4	30.058	42.027	37.306	27.884	2'17.275	171,3	16:25'25.888
5	30.072	42.275	37.357	27.963	2'17.667	169,1	16:27'43.555
6	30.179	42.603	37.064	27.478	2'17.324	170,2	16:30'00.879
7	29.953	41.640	37.253	27.628	2'16.474	173,8	16:32'17.353
8	29.678	41.417	37.261	27.764	2'16.120	170,2	16:34'33.473
9	29.901	42.258	37.395	27.580	2'17.134	169,3	16:36'50.607
10	29.966	42.264	37.131	27.801	2'17.162	168,5	16:39'07.769

Race Time 22'53.996

### 18° 28 P. ANASTASI [2'18.860]

Lap	Seg.1	Seg.2	Seg.3	Seg.4	Lap Time	km/h	Local Time
1		43.448	37.899	28.182	2'22.097	150,6	16:18'35.870
2	31.171	42.837	37.888	28.213	2'20.109	170,4	16:20'55.979
3	31.288	42.532	37.890	28.634	2'20.344	167,5	16:23'16.323
4	30.810	42.506	37.518	28.113	2'18.947	166,4	16:25'35.270
5	30.453	42.358	37.742	28.307	2'18.860	168,3	16:27'54.130
6	30.737	42.741	37.738	27.903	2'19.119	166,2	16:30'13.249
7	30.868	45.827	38.515	28.334	2'23.544	169,3	16:32'36.793
8	30.908	43.419	38.507	28.704	2'21.538	167,5	16:34'58.331
9	30.955	43.326	38.435	28.758	2'21.474	166,7	16:37'19.805
10	30.929	42.881	38.277	28.757	2'20.844	166,2	16:39'40.649

Race Time 23'26.876

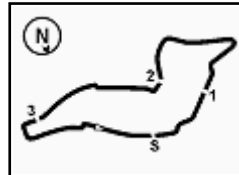


FICR PERUGIA TIMING





**12.4**  
**Yamaha R3**  
**731/05**



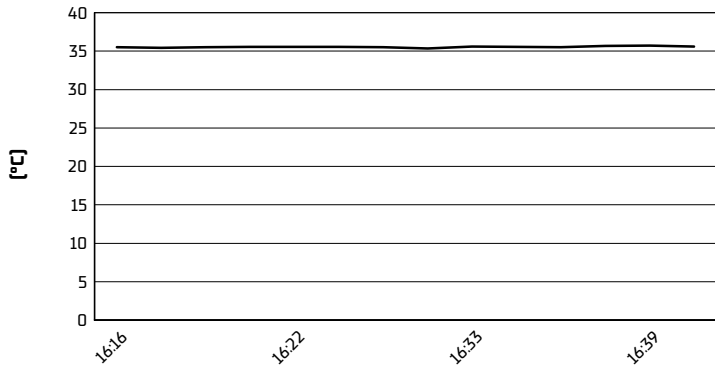
Imola Circuit 4.936 m

**Prometeon Italian Round, 14-16 July 2023**

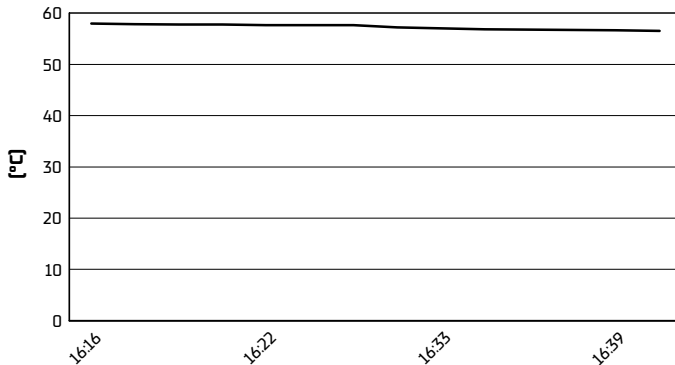
**Weather Report Race 2**

Session started 16:16 - Session ended 16:42


**Air Temperature**



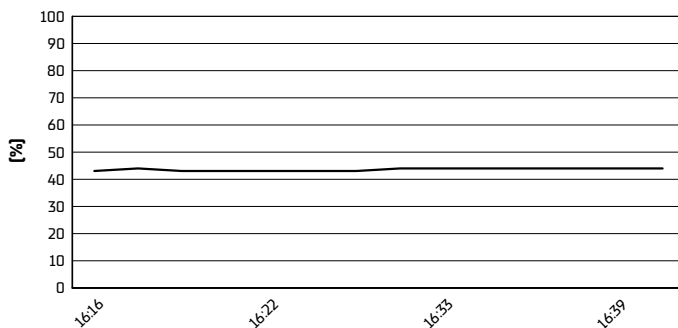
**Track Temperature**



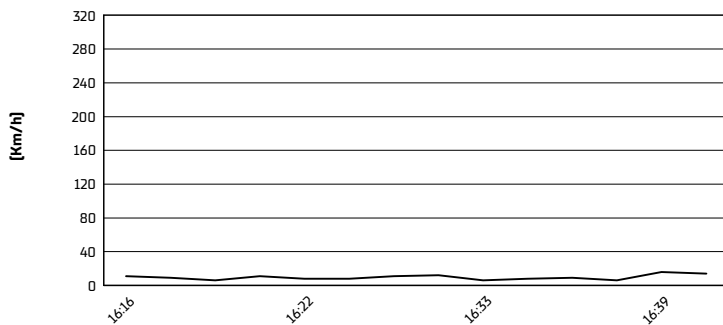
**Air Pressure**



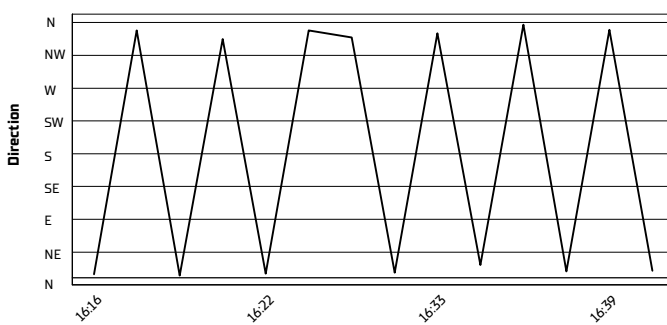
**Humidity**



**Wind Speed**



**Wind Direction**



15/07/2023

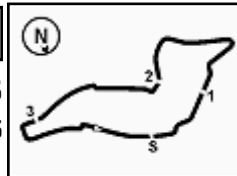
These data/results cannot be reproduced, stored and/or transmitted in whole or in part by any manner of electronic, mechanical, photocopying, recording, broadcasting or otherwise now known or herein after developed without the previous express consent by the copyright owner, except for reproduction in daily press and regular printed publications on sale to the public within 60 days of the event related to those data/results and always provided that copyright symbol appears together as follows below.

© DORNA WSBK ORGANIZATION Srl 2023





12.5

Yamaha R3  
731/05

Imola Circuit 4.936 m

## Prometeon Italian Round, 14-16 July 2023

### Best Laps & Speed

No.	Rider Bike	Nat	Best Lap		FP		SP		RC1		RC2							
			LL	SPD	LL	SPD	LL	SPD	LL	SPD	LL	SPD						
1	<b>27 A. MAHENDRA</b> Yamaha R3	INA	<b>2'11.064</b> 43 175,8		2'12.371 12 170,1		2'12.710 11 <b>175,8</b>		2'12.059 10 168,8		<b>2'11.064</b> 10 170,9							
2	<b>32 K. KEANKUM</b> Yamaha R3	THA	<b>2'11.294</b> 42 179,6		2'13.770 11 170,4		2'13.124 11 <b>179,6</b>		2'12.705 10 178,7		<b>2'11.294</b> 10 176,9							
3	<b>26 K. FONTAINHA</b> Yamaha R3	BRA	<b>2'11.453</b> 41 179,3		2'14.336 11 169,6		2'12.906 10 175,8		2'12.876 10 177,2		<b>2'11.453</b> 10 <b>179,3</b>							
4	<b>9 E. ERCOLANI</b> Yamaha R3	ITA	<b>2'11.458</b> 39 180,3		2'15.230 12 169,6		2'12.034 12 176,9		2'12.758 5 175,8		<b>2'11.458</b> 10 <b>180,3</b>							
5	<b>96 M. VICH</b> Yamaha R3	ESP	<b>2'11.633</b> 44 180,3		2'13.158 13 168,5		2'12.800 11 178,4		2'12.832 10 177,2		<b>2'11.633</b> 10 <b>180,3</b>							
6	<b>88 E. BURR</b> Yamaha R3	BRA	<b>2'12.448</b> 42 177,2		2'14.421 12 167,2		2'12.603 10 176,4		2'13.178 10 176,4		<b>2'12.448</b> 10 <b>177,2</b>							
7	<b>62 S. YAMANE</b> Yamaha R3	JPN	<b>2'12.560</b> 44 180,0		2'15.955 12 171,2		2'15.392 12 178,7		<b>2'12.560</b> 10 179,3		2'12.810 10 <b>180,0</b>							
8	<b>57 T. BUAPA</b> Yamaha R3	THA	<b>2'12.605</b> 41 179,0		2'15.862 11 172,3		2'12.788 10 173,7		2'12.794 10 <b>179,0</b>		<b>2'12.605</b> 10 175,5							
9	<b>46 D. NOWAK</b> Yamaha R3	POL	<b>2'12.689</b> 45 180,3		2'14.247 13 171,5		2'14.529 12 175,5		<b>2'12.689</b> 10 180,0		2'13.033 10 <b>180,3</b>							
10	<b>80 G. MANSO</b> Yamaha R3	BRA	<b>2'12.696</b> 43 177,8		2'14.896 11 172,6		2'12.995 12 <b>177,8</b>		2'12.758 10 177,5		<b>2'12.696</b> 10 177,2							
11	<b>19 D. JOULIN</b> Yamaha R3	FRA	<b>2'12.716</b> 45 177,5		2'14.752 13 172,6		2'14.587 12 <b>177,5</b>		<b>2'12.716</b> 10 <b>177,5</b>		2'13.845 10 175,8							
12	<b>92 E. PLAINDOUX</b> Yamaha R3	FRA	<b>2'13.538</b> 33 177,5				2'14.895 13 <b>177,5</b>		<b>2'13.538</b> 10 175,2		2'13.784 10 175,5							
13	<b>56 V. ARNAUD</b> Yamaha R3	FRA	<b>2'14.016</b> 43 173,5		2'17.024 12 171,2		2'15.067 12 172,6		<b>2'14.016</b> 9 170,9		2'14.168 10 <b>173,5</b>							
14	<b>15 C. STRINGHETTI</b> Yamaha R3	ITA	<b>2'14.491</b> 41 174,3		2'17.499 11 173,2		2'15.116 10 169,8		2'14.750 10 173,2		<b>2'14.491</b> 10 <b>174,3</b>							
15	<b>40 S. GERMANDO</b> Yamaha R3	ITA	<b>2'15.597</b> 44 173,2		2'17.230 11 171,5		2'15.778 13 <b>173,2</b>		<b>2'15.597</b> 10 172,3		2'15.801 10 170,7							
16	<b>35 M. KONUK</b> Yamaha R3	TUR	<b>2'15.813</b> 42 173,5		2'16.383 13 170,1		2'16.010 9 <b>173,5</b>		<b>2'15.813</b> 10 172,6		2'16.326 10 <b>173,5</b>							
17	<b>85 J. MARTIN</b> Yamaha R3	AUS	<b>2'16.120</b> 31 173,7				2'19.250 11 171,8		2'16.788 10 171,2		<b>2'16.120</b> 10 <b>173,7</b>							
18	<b>37 J. BELAK</b> Yamaha R3	POL	<b>2'16.359</b> 25 171,8		2'17.758 12 170,4		2'16.873 10 <b>171,8</b>		<b>2'16.359</b> 3 171,2									
19	<b>28 P. ANASTASI</b> Yamaha R3	SUI	<b>2'16.754</b> 43 174,9		2'17.683 12 170,7		2'17.506 11 <b>174,9</b>		<b>2'16.754</b> 10 172,3		2'18.860 10 170,4							

15/07/2023

These data/results cannot be reproduced, stored and/or transmitted in whole or in part by any manner of electronic, mechanical, photocopying, recording, broadcasting or otherwise now known or herein after developed without the previous express consent by the copyright owner, except for reproduction in daily press and regular printed publications on sale to the public within 60 days of the event related to those data/results and always provided that copyright symbol appears together as follows below.

© DORNA WSBK ORGANIZATION Srl 2023

FICR PERUGIA TIMING

