



Jerez 4.423 m

Prometeon Spanish Round, 27 - 29 October 2023

Results Race 1

Laps 20 = 88,460 Km - Time of Race 33'44.752 - Avg. 157,281 km/h

1 / 2

Pos	Grid	No. Rider	Nat	Team	Bike	Class	LL	Gap	Rel.	Fastest Lap	Speed	Qualifying	Speed
1	1	1 A. BAUTISTA	ESP	Aruba.it Racing - Ducati	Ducati Panigale V4R		20			1'40.364	277,5	1'38.635	281,7
2	7	54 T. RAZGATLIOGLU	TUR	Pata Yamaha Prometeon WorldSBK	Yamaha YZF R1		20	1.195	1.195	1'40.351	276,8	1'39.151	275,4
3	10	55 A. LOCATELLI	ITA	Pata Yamaha Prometeon WorldSBK	Yamaha YZF R1		20	9.071	7.876	1'40.892	274,0	1'39.300	274,0
4	4	65 J. REA	GBR	Kawasaki Racing Team WorldSBK	Kawasaki ZX-10RR		20	10.065	0.994	1'40.711	272,0	1'38.907	277,5
5	12	9 D. PETRUCCI	ITA	Barni Spark Racing Team	Ducati Panigale V4R	IND	20	10.661	0.596	1'40.919	279,6	1'39.385	278,2
6	6	5 P. OETTL	GER	Team GoEleven	Ducati Panigale V4R	IND	20	11.538	0.877	1'40.860	279,6	1'39.091	276,8
7	3	22 A. LOWES	GBR	Kawasaki Racing Team WorldSBK	Kawasaki ZX-10RR		20	12.152	0.614	1'40.743	274,0	1'38.905	276,8
8	11	21 M. RINALDI	ITA	Aruba.it Racing - Ducati	Ducati Panigale V4R		20	18.148	5.996	1'41.124	276,8	1'39.318	276,1
9	14	7 I. LECUONA	ESP	Team HRC	Honda CBR1000 RR-R		20	20.639	2.491	1'41.670	276,8	1'39.748	278,2
10	16	97 X. VIERGE	ESP	Team HRC	Honda CBR1000 RR-R		20	23.671	3.032	1'41.595	282,5	1'39.792	280,3
11	17	53 T. RABAT	ESP	Kawasaki Puccetti Racing	Kawasaki ZX-10RR	IND	20	24.827	1.156	1'41.474	276,8	1'40.227	278,2
12	19	34 L. BALDASSARRI	ITA	GMT94 Yamaha	Yamaha YZF R1	IND	20	27.061	2.234	1'41.817	272,0	1'40.418	272,0
13	18	76 L. BAZ	FRA	Bonovo Action BMW	BMW M1000 RR	IND	20	39.299	12.238	1'42.234	274,7	1'40.387	276,1
14	9	31 G. GERLOFF	USA	Bonovo Action BMW	BMW M1000 RR	IND	20	39.983	0.684	1'41.034	277,5	1'39.190	278,2
15	21	35 H. SYAHRIN	MAS	PETRONAS MIE Racing Honda Team	Honda CBR1000 RR-R	IND	20	56.614	16.631	1'43.080	270,0	1'41.231	272,0
16	24	52 O. KONIG	CZE	Orelac Racing MOVISIO	Kawasaki ZX-10RR	IND	20	56.658	0.044	1'43.106	273,3	1'42.014	273,3
17	22	36 L. MERCADO	ARG	PETRONAS MIE Racing Honda Team	Honda CBR1000 RR-R	IND	20	58.075	1.417	1'43.281	270,0	1'41.487	274,0
18	2	77 D. AEGERTER	SUI	GYTR GRT Yamaha WorldSBK Team	Yamaha YZF R1	IND	20	58.924	0.849	1'41.210	272,0	1'38.845	273,3
19	23	61 F. ALT	GER	Holzhauser Racing Promotion	Honda CBR1000 RR-R	IND	20	1'07.338	8.414	1'43.607	268,7	1'41.680	270,7
Not Classified													
RET	15	47 A. BASSANI	ITA	Motocorsa Racing	Ducati Panigale V4R	IND	13	7 Laps		1'40.640	275,4	1'39.774	275,4
RET	20	16 G. RUIU	ITA	Bmax Racing	BMW M1000 RR	IND	12	8 Laps		1'42.842	270,7	1'41.127	274,7
RET	13	60 M. VAN DER MARK	NED	ROKIT BMW Motorrad WorldSBK Team	BMW M1000 RR		9	11 Laps		1'41.673	276,8	1'39.479	277,5
RET	8	45 S. REDDING	GBR	ROKIT BMW Motorrad WorldSBK Team	BMW M1000 RR		7	13 Laps		1'42.943	275,4	1'39.164	281,7
RET	5	87 R. GARDNER	AUS	GYTR GRT Yamaha WorldSBK Team	Yamaha YZF R1	IND	3	17 Laps		1'41.282	276,8	1'38.961	273,3

AIR	Humidity:	59%	Temp:	24°C
TRACK	Condition:	Dry	Temp:	28°C

Records	Pole [SP]	2019	J.Rea	1'38.247	162,069 Km/h
	Race [SPRC]	2019	A.Bautista	1'39.004	160,830 Km/h
	All Times [SP]	2019	J.Rea	1'38.247	162,069 Km/h
Race Fastest Lap		Lap 4	T.Razgatioglu	1'40.351	158,671 Km/h

LAP LEADERS					
No. Rider	From	To	Laps	Total	
1 A. BAUTISTA	1	20	20	0	

TOTAL LEADER LAPS		
No. Rider	Laps	
1 A. BAUTISTA	337	
54 T. RAZGATLIOGLU	106	
65 J. REA	65	
21 M. RINALDI	27	
47 A. BASSANI	13	
55 A. LOCATELLI	8	
22 A. LOWES	2	

28/10/2023 Start 14:00 End 14:36 The results are provisional until the end of the time limit for protests and appeals and the completion of the technical checks.

These data/results cannot be reproduced, stored and/or transmitted in whole or in part by any manner of electronic, mechanical, photocopying, recording, broadcasting or otherwise now known or herein after developed without the previous express consent by the copyright owner, except for reproduction in daily press and regular printed publications on sale to the public within 60 days of the event related to those data/results and always provided that copyright symbol appears together as follows below.

© DORNA WSBK ORGANIZATION Srl 2023



Prometeon Spanish Round, 27 - 29 October 2023

Results Race 1

Race Highlights

Time	No. Rider	Description
13.33.30		Patches of water in turn 2-6-9-13
13.40.00		Sighting Lap Started
13.57.49		Warm Up Lap Started
14.00.25		Start
14.01.39		No Jump Starts
14.06.44	87 R. GARDNER	Crashed - Turn 8
14.07.11	87 R. GARDNER	Not Actively Competing
14.07.40	77 D. AEGERTER	Technical Problem
14.07.51	77 D. AEGERTER	Re-joined
14.08.08	87 R. GARDNER	Medical Centre
14.14.02	45 S. REDDING	Entered Pits
14.15.01	45 S. REDDING	Retired
14.16.00	31 G. GERLOFF	Crashed - Turn 2
14.16.07	31 G. GERLOFF	Re-joined
14.17.23	60 M. VAN DER MARK	Crashed - Turn 13
14.17.52	60 M. VAN DER MARK	Not Actively Competing
14.20.29	16 G. RUIU	Stop - Technical Problem
14.21.08	16 G. RUIU	Stopped at T1
14.21.30	16 G. RUIU	Not Actively Competing
14.22.15		2/3 of Race Distance Completed
14.23.45	47 A. BASSANI	Crashed - Turn 9
14.24.07	47 A. BASSANI	Not Actively Competing
14.26.08	21 M. RINALDI	Long Lap Penalty - Irresponsible Riding - Art. 1.21.2
14.27.21	21 M. RINALDI	LLP Completed
14.34.06		2023 FIM Superbike World Champion: Bautista A.
14.36.48		Results confirmed
14.36.56		End Of Session

Start End The results are provisional until the end of the time limit for protests and appeals
28/10/2023 14:00 14:36 and the completion of the technical checks.

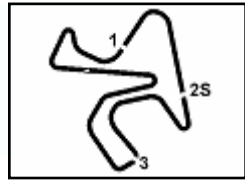
These data/results cannot be reproduced, stored and/or transmitted in whole or in part by any manner of electronic, mechanical, photocopying, recording, broadcasting or otherwise now known or herein after developed without the previous express consent by the copyright owner, except for reproduction in daily press and regular printed publications on sale to the public within 60 days of the event related to those data/results and always provided that copyright symbol appears together as follows below.

© DORNA WSBK ORGANIZATION Srl 2023

Prometeon Spanish Round, 27 - 29 October 2023 Championship Standings

Points	Points From First	Points From Previous	February 26		March 5		April 23		May 7		June 4		July 2		July 16		July 30		September 10		September 24		October 1		October 29	
			PHILLIP ISLAND	MANDALIKA	ASSEN	BARCELONA	MISANO	DONINGTON PARK	IMOLA	MOST	MAGNY-COURS	ARAGON	PORTIMAO	JEREZ												
1	BAUTISTA Alvaro (ESP)	591	25	25	25	25	25	25	25	25	25	25	25	25	25	25	4	25	6	25	25	25	25	25	25	
2	RAZGATLIOGLU Toprak (TUR)	526 65	16	20	20	20	16	20	20	20	16	20	20	20	20	25	20	25	25	20	20	20	20	20	20	
3	REA Jonathan (GBR)	363 228 163	20	8	7	7	20	16	11	13	11	13	16	11	16	16	25	16	16	16	16	13	16	6	13	
4	LOCATELLI Andrea (ITA)	316 275 47	13	16	16	11	13	16	13	9	4	10	11	8	13	13	10	9	10	13	13	6	7	11	16	
5	BASSANI Axel (ITA)	244 347 72	11	13	13	8	11	11	9	5	13	16	9	9	9	20	9	13	10	10	7	11	3	4		
6	RINALDI Michael Ruben (ITA)	241 350 3	2	20	13	3	1	6	16	20	2	7	3	3	11	11	2	11	20	25	16	5	16	8		
7	PETRUCCI Danilo (ITA)	216 375 25	8	7	11	10	7	8	4	9	13	16	10	7	10	7	16	20	11	9	11	5	4	10	11	
8	LOWES Alex (GBR)	149 442 67	6	6	3	3	9	7	13	9	9	10	10	10	7	7	7	2	8	8	11	3	6	1	6	
9	VIERGE Xavi (ESP)	146 445 3	9	5	9	16	5	1	8	10	6	11	5	2	4	2	7	7	4	7	4	8	6	1	6	
10	LECUONA Iker (ESP)	143 448 3	10	10	4	7	10	7	8	8	10	7	2	2	6	11	4	4	2	5	6	10	8	9	7	
11	GARDNER Remy (AUS)	139 452 4	4	6	9	8	10	10	6	3	7	6	6	4	5	5	5	10	1	8	9	7	10	6		
12	AEGERTER Dominique (SUI)	138 453 1	3	9	8	4	10	13	11	8	10	5	4	5	4	4	8	5	5	4	1	4	2	8		
13	GERLOFF Garrett (USA)	137 454 1	6	2	2	5	4	4	7	6	3	8	7	3	3	3	1	1	13	11	8	6	13	13	2	
14	REDDING Scott (GBR)	118 473 19	7	3	6	6	9	2	5	2	8	13	1	1	6	8	13	8	9	9	5	2	1	2		
15	OETTL Philipp (GER)	112 479 6	5	11	3	3	2	5	5	2	2	7	6	6	1	1	3	7	7	6	10	9	5	7	10	
16	BAZ Loris (FRA)	60 531 52	1	5	3	3	3	3	4	4	4	4	8	9	6	6	6	6	3	4	2	3	3	3		
17	VAN DER MARK Michael (NED)	48 543 12	4	10	2	2	3	3	3	3	3	3	3	3	3	1	3	1	3	5	3	5	9	5		
18	RAY Bradley (GBR)	19 572 29					4	1	4	1	3	3	1	10												
19	BALDASSARRI Lorenzo (ITA)	19 572 0			1	2	3	3	1	1	2	2	2	2					3	3			3	4		
20	SYKES Tom (GBR)	11 580 8					1	1	3	3	7	7														
21	SYHRIN Hafizh (MAS)	11 580 0	1	1	2	2	2	2	1	1	1	1	1	1					2	2					1	
22	RABAT Tito (ESP)	6 585 5															1	1							5	
23	HASLAM Leon (GBR)	2 589 4													2	2										
24	MARINO Florian (FRA)	1 590 1																			1	1				
25	SOOMER Hannes (EST)	1 590 0																	1	1						
26	VINALES Isaac (ESP)	1 590 0									1	1														

28/10/2023
These data/results cannot be reproduced, stored and/or transmitted in whole or in part by any manner of electronic, mechanical, photocopying, recording, broadcasting or otherwise now known or herein after developed without the previous express consent by the copyright owner, except for reproduction in daily press and regular printed publications on sale to the public within 60 days of the event related to those data/results and always provided that copyright symbol appears together as follows below.
© DORNA WSBK ORGANIZATION Srl 2023



Jerez 4.423 m

Prometeon Spanish Round, 27 - 29 October 2023
Championship Standings

2 / 3

	Points	Points From First	Points From Previous	February 26 PHILIP ISLAND	March 5 MANDALIKA	April 23 ASSEN	May 7 BARCELONA	June 4 MISANO	July 2 DONINGTON PARK	July 16 IMOLA	July 30 MOST	September 10 MAGNY-COURS	September 24 ARAGON	October 1 PORTIMAO	October 29 JEREZ			
27 LOPES Ivo Miguel (POR)	1	590	0				1											

28/10/2023

These data/results cannot be reproduced, stored and/or transmitted in whole or in part by any manner of electronic, mechanical, photocopying, recording, broadcasting or otherwise now known or herein after developed without the previous express consent by the copyright owner, except for reproduction in daily press and regular printed publications on sale to the public within 60 days of the event related to those data/results and always provided that copyright symbol appears together as follows below.

© DORNA WSBK ORGANIZATION Srl 2023

FICR PERUGIA TIMING





Prometeon Spanish Round, 27 - 29 October 2023 Championship Standings

3 / 3

Points	Points From First	Points From Previous	Independent Riders															
			February 26 PHILLIP ISLAND	March 5 MANDALIKA	April 23 ASSEN	May 7 BARCELONA	June 4 MISANO	July 2 DONINGTON PARK	July 16 IMOLA	July 30 MOST	September 10 MAGNY-COURS	September 24 ARAGON	October 1 PORTIMAO	October 29 JEREZ				
1	BASSANI Axel [ITA]	244	11 13 1	13 8 5	11 11 4	9 5	13 16 6	9 9 2	9 20 4	9 13 6	10 2	7 11	3 4					
2	PETRUCCI Danilo [ITA]	216 28	8 7	11 10	7 8	4	9	13 16 5	10 7 2	16 20 2	11 9 5	11	4 10	11				
3	GARDNER Remy [AUS]	139 105 77	4 6	9	8 10	6 3	7 6	6 4	5 5	5 10 4	1 8	9 7	10 6					
4	AEGERTER Dominique [SUI]	138 106 1	3 9	8 4	10 13 3	11 8 4	10 5	4 5	4	8 5	5 4	1 4	2 8					
5	GERLOFF Garrett [USA]	137 107 1	6 2	2 5	4 4	7 6 3	3 8 1	7 3	3 3	1	13 11	8 6 1	13 13 2	2				
6	QETTL Philipp [GER]	112 132 25	5 11 4	3	2 5	5 2	2 7	6	1	3	7 6	10 9 2	5 7	10				
7	BAZ Loris [FRA]	60 184 52	1	5		3	4		8 9	6 6	3 4 3	2 3		3				
8	RAY Bradley [GBR]	19 225 41				4 1		3	1 10									
9	BALDASSARRI Lorenzo [ITA]	19 225 0		1 2	3		1	2			3		3 4					
10	SYHRIN Hafizh [MAS]	11 233 8	1	1	2 2		1	1			2		1					
11	RABAT Tito [ESP]	6 238 5								1			5					
12	SOOMER Hannes [EST]	1 243 5									1							
13	VINALES Isaac [ESP]	1 243 0						1										
14	SYKES Tom [GBR]	1 243 0			1													

28/10/2023

These data/results cannot be reproduced, stored and/or transmitted in whole or in part by any manner of electronic, mechanical, photocopying, recording, broadcasting or otherwise now known or herein after developed without the previous express consent by the copyright owner, except for reproduction in daily press and regular printed publications on sale to the public within 60 days of the event related to those data/results and always provided that copyright symbol appears together as follows below.

© DORNA WSBK ORGANIZATION Srl 2023

FICR PERUGIA TIMING



Prometeon Spanish Round, 27 - 29 October 2023

Lap Chart Race 1

1 / 4

		Lap																			
		1	2	3	4	5	6	7	8	9	10	11	12	13	14	15	16	17	18	19	20
1	1	1	1	1	1	1	1	1	1	1	1	1	1	1	1	1	1	1	1	1	1
2	65	54	54	54	54	54	54	54	54	54	54	54	54	54	54	54	54	54	54	54	54
3	22	65	65	65	65	65	65	65	65	65	65	65	55	55	55	55	55	55	55	55	55
4	54	22	22	22	22	22	22	22	22	22	22	22	55	65	65	65	65	65	65	65	65
5	87	55	55	55	55	55	55	55	55	55	55	22	22	22	22	22	5	5	5	5	9
6	55	87	47	47	47	47	47	5	5	5	5	5	5	9	5	5	9	9	9	9	5
7	47	47	87	21	5	5	5	47	9	9	9	9	9	9	9	22	22	22	22	22	22
8	77	5	5	5	21	21	21	9	47	47	47	47	47	21	21	21	21	21	21	21	21
9	5	21	21	9	9	9	9	21	21	21	21	21	21	7	7	7	7	7	7	7	7
10	21	9	9	31	31	31	31	31	31	31	97	97	7	7	97	97	97	97	97	97	97
11	9	31	31	97	97	97	97	97	97	7	7	97	97	53	53	53	53	53	53	53	53
12	31	77	97	7	7	7	7	7	7	7	53	53	53	53	34	34	34	34	34	34	34
13	60	60	7	60	60	60	60	60	60	34	34	34	34	76	76	76	76	76	76	76	76
14	45	97	60	53	53	53	53	53	53	76	76	76	76	31	31	31	31	31	31	31	31
15	97	7	77	34	34	34	34	34	34	16	16	16	16	31	35	35	35	35	35	35	35
16	7	34	53	76	76	76	76	76	76	31	31	31	35	36	36	52	52	52	52	52	52
17	34	53	34	16	16	16	16	16	16	36	36	35	36	52	52	36	36	36	36	36	36
18	76	76	76	77	45	45	45	36	36	61	35	36	52	61	77	77	77	77	77	77	77
19	53	16	16	45	36	36	36	61	61	35	52	52	61	77	61	61	61	61	61	61	61
20	16	45	36	52	61	61	61	35	35	52	61	61	77								
21	36	36	45	36	52	35	35	52	52	77	77	77									
22	61	61	61	61	35	52	52	77	77												
23	35	52	52	35	77	77	77														
24	52	35	35																		

Final Result		
1	1 A. BAUTISTA	Laps 20
2	54 T. RAZGATLIOGLU	1.195
3	55 A. LOCATELLI	9.071
4	65 J. REA	10.065
5	9 D. PETRUCCI	10.661
6	5 P. OETTL	11.538
7	22 A. LOWES	12.152
8	21 M. RINALDI	18.148
9	7 I. LECUONA	20.639
10	97 X. VIERGE	23.671
11	53 T. RABAT	24.827
12	34 L. BALDASSARRI	27.061
13	76 L. BAZ	39.299
14	31 G. GERLOFF	39.983
15	35 H. SYHRIN	56.614
16	52 D. KONIG	56.658
17	36 L. MERCADO	58.075
18	77 D. AEGERTER	58.924
19	61 F. ALT	1'07.338
RET	47 A. BASSANI	7 Laps
RET	16 G. RUIJ	8 Laps
RET	60 M. VAN DER MARK	11 Laps
RET	45 S. REDDING	13 Laps
RET	87 R. GARDNER	17 Laps

28/10/2023
 These data/results cannot be reproduced, stored and/or transmitted in whole or in part by any manner of electronic, mechanical, photocopying, recording, broadcasting or otherwise now known or herein after developed without the previous express consent by the copyright owner, except for reproduction in daily press and regular printed publications on sale to the public within 60 days of the event related to those data/results and always provided that copyright symbol appears together as follows below.
 © DORNA WSBK ORGANIZATION Srl 2023



Jerez 4.423 m

Prometeon Spanish Round, 27 - 29 October 2023

Lap Chart Race 1

2 / 4

Lap 1		
1	1 A.Bautista	1'45.943
2	65 J.Rea	0.224
3	22 A.Lowes	0.467
4	54 T.Razgatlioglu	0.510
5	87 R.Gardner	0.969
6	55 A.Locatelli	1.036
7	47 A.Bassani	1.683
8	77 D.Aegerter	1.740
9	5 P.Oettl	1.758
10	21 M.Rinaldi	1.881
11	9 D.Petrucci	2.271
12	31 G.Gerloff	2.535
13	60 M.van der Mark	3.240
14	45 S.Redding	3.580
15	97 X.Vierge	3.603
16	7 I.Lecuona	3.858
17	34 L.Baldassarri	4.072
18	76 L.Baz	4.343
19	53 T.Rabat	4.564
20	16 G.Ruiu	4.802
21	36 L.Mercado	5.439
22	61 F.Alt	5.709
23	35 H.Syahrin	6.124
24	52 O.Konig	6.281

21	45 S.Redding	11.760
22	61 F.Alt	12.295
23	52 O.Konig	12.436
24	35 H.Syahrin	13.225

Lap 4		
1	1 A.Bautista	6'47.394
2	54 T.Razgatlioglu	0.343
3	65 J.Rea	1.644
4	22 A.Lowes	2.001
5	55 A.Locatelli	2.362
6	47 A.Bassani	4.144
7	21 M.Rinaldi	4.387
8	5 P.Oettl	4.567
9	9 D.Petrucci	4.765
10	31 G.Gerloff	5.905
11	97 X.Vierge	7.472
12	7 I.Lecuona	7.744
13	60 M.van der Mark	7.968
14	53 T.Rabat	9.583
15	34 L.Baldassarri	10.147
16	76 L.Baz	11.947
17	16 G.Ruiu	12.844
18	77 D.Aegerter	12.956
19	45 S.Redding	14.472
20	52 O.Konig	15.116
21	36 L.Mercado	15.349
22	61 F.Alt	15.687
23	35 H.Syahrin	16.016

18	45 S.Redding	19.487
19	36 L.Mercado	21.806
20	61 F.Alt	22.095
21	35 H.Syahrin	22.124
22	52 O.Konig	22.392
23	77 D.Aegerter	23.852

Lap 7		
1	1 A.Bautista	11'49.023
2	54 T.Razgatlioglu	0.420
3	65 J.Rea	3.541
4	22 A.Lowes	4.056
5	55 A.Locatelli	4.237
6	47 A.Bassani	6.829
7	5 P.Oettl	7.249
8	21 M.Rinaldi	7.413
9	9 D.Petrucci	7.658
10	31 G.Gerloff	8.360
11	97 X.Vierge	11.146
12	7 I.Lecuona	11.361
13	60 M.van der Mark	11.703
14	53 T.Rabat	13.556
15	34 L.Baldassarri	15.022
16	76 L.Baz	17.686
17	16 G.Ruiu	20.376
18	45 S.Redding	22.083
19	36 L.Mercado	25.231
20	61 F.Alt	25.471
21	35 H.Syahrin	25.546
22	52 O.Konig	25.699
23	77 D.Aegerter	29.089

Lap 10		
1	1 A.Bautista	16'50.995
2	54 T.Razgatlioglu	0.954
3	65 J.Rea	5.586
4	22 A.Lowes	6.007
5	55 A.Locatelli	6.758
6	5 P.Oettl	8.654
7	9 D.Petrucci	9.525
8	47 A.Bassani	10.554
9	21 M.Rinaldi	10.781
10	97 X.Vierge	14.880
11	7 I.Lecuona	15.139
12	53 T.Rabat	17.123
13	34 L.Baldassarri	18.967
14	76 L.Baz	24.658
15	16 G.Ruiu	29.513
16	31 G.Gerloff	34.468
17	36 L.Mercado	34.809
18	61 F.Alt	35.126
19	35 H.Syahrin	35.182
20	52 O.Konig	35.347
21	77 D.Aegerter	39.504

Lap 2		
1	1 A.Bautista	3'26.307
2	54 T.Razgatlioglu	0.540
3	65 J.Rea	0.836
4	22 A.Lowes	1.204
5	55 A.Locatelli	1.564
6	87 R.Gardner	1.887
7	47 A.Bassani	1.959
8	5 P.Oettl	2.441
9	21 M.Rinaldi	2.743
10	9 D.Petrucci	3.309
11	31 G.Gerloff	4.334
12	77 D.Aegerter	4.370
13	60 M.van der Mark	4.756
14	97 X.Vierge	4.834
15	7 I.Lecuona	5.236
16	34 L.Baldassarri	6.186
17	53 T.Rabat	6.812
18	76 L.Baz	7.730
19	16 G.Ruiu	8.022
20	45 S.Redding	8.559
21	36 L.Mercado	8.561
22	61 F.Alt	9.015
23	52 O.Konig	9.922
24	35 H.Syahrin	10.363

Lap 5		
1	1 A.Bautista	8'27.874
2	54 T.Razgatlioglu	0.235
3	65 J.Rea	2.221
4	22 A.Lowes	2.601
5	55 A.Locatelli	3.065
6	47 A.Bassani	5.148
7	5 P.Oettl	5.660
8	21 M.Rinaldi	5.894
9	9 D.Petrucci	6.098
10	31 G.Gerloff	6.783
11	97 X.Vierge	8.787
12	7 I.Lecuona	9.056
13	60 M.van der Mark	9.161
14	53 T.Rabat	10.952
15	34 L.Baldassarri	11.759
16	76 L.Baz	13.791
17	16 G.Ruiu	15.333
18	45 S.Redding	16.935
19	36 L.Mercado	18.648
20	61 F.Alt	19.109
21	52 O.Konig	19.188
22	35 H.Syahrin	19.443
23	77 D.Aegerter	23.263

Lap 8		
1	1 A.Bautista	13'29.679
2	54 T.Razgatlioglu	0.269
3	65 J.Rea	4.159
4	22 A.Lowes	4.641
5	55 A.Locatelli	5.009
6	5 P.Oettl	8.097
7	47 A.Bassani	8.315
8	9 D.Petrucci	8.516
9	21 M.Rinaldi	8.631
10	31 G.Gerloff	9.080
11	97 X.Vierge	12.429
12	7 I.Lecuona	12.689
13	60 M.van der Mark	12.831
14	53 T.Rabat	14.816
15	34 L.Baldassarri	16.518
16	76 L.Baz	20.003
17	16 G.Ruiu	23.280
18	36 L.Mercado	28.446
19	61 F.Alt	28.624
20	35 H.Syahrin	28.699
21	52 O.Konig	29.440
22	77 D.Aegerter	31.116

Lap 11		
1	1 A.Bautista	18'31.584
2	54 T.Razgatlioglu	1.539
3	65 J.Rea	6.604
4	22 A.Lowes	7.012
5	55 A.Locatelli	7.436
6	5 P.Oettl	9.350
7	9 D.Petrucci	10.075
8	47 A.Bassani	11.809
9	21 M.Rinaldi	12.119
10	97 X.Vierge	16.297
11	7 I.Lecuona	16.562
12	53 T.Rabat	18.543
13	34 L.Baldassarri	20.696
14	76 L.Baz	26.610
15	16 G.Ruiu	32.691
16	31 G.Gerloff	37.594
17	36 L.Mercado	38.264
18	35 H.Syahrin	38.474
19	52 O.Konig	39.081
20	61 F.Alt	39.663
21	77 D.Aegerter	42.657

Lap 3		
1	1 A.Bautista	5'06.968
2	54 T.Razgatlioglu	0.418
3	65 J.Rea	1.359
4	22 A.Lowes	1.684
5	55 A.Locatelli	1.868
6	47 A.Bassani	2.518
7	87 R.Gardner	2.808
8	5 P.Oettl	2.979
9	21 M.Rinaldi	3.206
10	9 D.Petrucci	3.749
11	31 G.Gerloff	5.007
12	97 X.Vierge	6.198
13	7 I.Lecuona	6.472
14	60 M.van der Mark	6.538
15	77 D.Aegerter	7.860
16	53 T.Rabat	7.946
17	34 L.Baldassarri	8.214
18	76 L.Baz	9.351
19	16 G.Ruiu	10.203
20	36 L.Mercado	11.656

Lap 6		
1	1 A.Bautista	10'08.495
2	54 T.Razgatlioglu	0.253
3	65 J.Rea	2.777
4	22 A.Lowes	3.212
5	55 A.Locatelli	3.727
6	47 A.Bassani	5.839
7	5 P.Oettl	6.359
8	21 M.Rinaldi	6.658
9	9 D.Petrucci	6.876
10	31 G.Gerloff	7.570
11	97 X.Vierge	9.855
12	7 I.Lecuona	10.105
13	60 M.van der Mark	10.215
14	53 T.Rabat	12.030
15	34 L.Baldassarri	13.277
16	76 L.Baz	15.562
17	16 G.Ruiu	17.705

Lap 9		
1	1 A.Bautista	15'10.405
2	54 T.Razgatlioglu	0.554
3	65 J.Rea	4.808
4	22 A.Lowes	5.145
5	55 A.Locatelli	5.472
6	5 P.Oettl	8.231
7	9 D.Petrucci	9.098
8	47 A.Bassani	9.360
9	21 M.Rinaldi	9.622
10	31 G.Gerloff	9.860
11	97 X.Vierge	13.502
12	7 I.Lecuona	13.747
13	60 M.van der Mark	13.995
14	53 T.Rabat	15.969
15	34 L.Baldassarri	17.698
16	76 L.Baz	22.100

Lap 12		
1	1 A.Bautista	20'12.592
2	54 T.Razgatlioglu	1.843
3	65 J.Rea	7.371
4	55 A.Locatelli	7.812
5	22 A.Lowes	8.191
6	5 P.Oettl	9.600
7	9 D.Petrucci	9.986
8	47 A.Bassani	12.455
9	21 M.Rinaldi	12.901
10	7 I.Lecuona	17.307
11	97 X.Vierge	17.669
12	53 T.Rabat	19.382
13	34 L.Baldassarri	21.811
14	76 L.Baz	27.836
15	16 G.Ruiu	35.666
16	31 G.Gerloff	38.948
17	35 H.Syahrin	40.546
18	36 L.Mercado	40.962
19	52 O.Konig	41.483

28/10/2023

These data/results cannot be reproduced, stored and/or transmitted in whole or in part by any manner of electronic, mechanical, photocopying, recording, broadcasting or otherwise now known or herein after developed without the previous express consent by the copyright owner, except for reproduction in daily press and regular printed publications on sale to the public within 60 days of the event related to those data/results and always provided that copyright symbol appears together as follows below.

© DORNA WSBK ORGANIZATION Srl 2023



Jerez 4.423 m

3 / 4

Prometeon Spanish Round, 27 - 29 October 2023

Lap Chart Race 1

20	61	F.Alt	42.445
21	77	D.Aegerter	43.076

Lap 13			
1	1	A.Bautista	21'53.324
2	54	T.Razgatlioglu	2.802
3	55	A.Locatelli	8.677
4	65	J.Rea	8.761
5	22	A.Lowes	9.323
6	5	P.Oettl	10.238
7	9	D.Petrucci	10.523
8	47	A.Bassani	13.436
9	21	M.Rinaldi	13.644
10	7	I.Lecuona	18.423
11	97	X.Vierge	18.971
12	53	T.Rabat	20.893
13	34	L.Baldassarri	23.347
14	76	L.Baz	29.919
15	31	G.Gerloff	40.257
16	35	H.Syahrin	43.454
17	36	L.Mercado	43.771
18	52	O.Konig	44.375
19	61	F.Alt	45.931
20	77	D.Aegerter	49.699

Lap 14			
1	1	A.Bautista	23'34.320
2	54	T.Razgatlioglu	3.189
3	55	A.Locatelli	9.125
4	65	J.Rea	9.750
5	22	A.Lowes	10.427
6	9	D.Petrucci	11.052
7	5	P.Oettl	11.103
8	21	M.Rinaldi	15.192
9	7	I.Lecuona	19.279
10	97	X.Vierge	20.063
11	53	T.Rabat	22.576
12	34	L.Baldassarri	24.842
13	76	L.Baz	32.421
14	31	G.Gerloff	41.190
15	35	H.Syahrin	46.252
16	36	L.Mercado	46.554
17	52	O.Konig	46.688
18	61	F.Alt	49.244
19	77	D.Aegerter	52.081

Lap 15			
1	1	A.Bautista	25'15.437
2	54	T.Razgatlioglu	3.589
3	55	A.Locatelli	9.753
4	65	J.Rea	10.247
5	22	A.Lowes	11.174
6	5	P.Oettl	11.636
7	9	D.Petrucci	11.873
8	21	M.Rinaldi	15.716
9	7	I.Lecuona	20.019
10	97	X.Vierge	21.245
11	53	T.Rabat	24.053
12	34	L.Baldassarri	25.951
13	76	L.Baz	34.699
14	31	G.Gerloff	41.473
15	35	H.Syahrin	49.061
16	36	L.Mercado	49.382
17	52	O.Konig	49.451
18	77	D.Aegerter	52.851
19	61	F.Alt	53.092

Lap 16			
1	1	A.Bautista	26'56.500
2	54	T.Razgatlioglu	3.952
3	55	A.Locatelli	10.013
4	65	J.Rea	10.703

5	22	A.Lowes	12.002
6	5	P.Oettl	12.056
7	9	D.Petrucci	12.373
8	21	M.Rinaldi	19.375
9	7	I.Lecuona	20.931
10	97	X.Vierge	22.526
11	53	T.Rabat	25.452
12	34	L.Baldassarri	26.881
13	76	L.Baz	36.602
14	31	G.Gerloff	41.936
15	35	H.Syahrin	51.497
16	52	O.Konig	51.838
17	36	L.Mercado	52.154
18	77	D.Aegerter	53.418
19	61	F.Alt	56.284

Lap 17			
1	1	A.Bautista	28'37.715
2	54	T.Razgatlioglu	3.984
3	55	A.Locatelli	10.154
4	65	J.Rea	11.278
5	5	P.Oettl	12.646
6	9	D.Petrucci	12.868
7	22	A.Lowes	13.371
8	21	M.Rinaldi	19.860
9	7	I.Lecuona	21.552
10	97	X.Vierge	23.685
11	53	T.Rabat	26.341
12	34	L.Baldassarri	27.604
13	76	L.Baz	38.222
14	31	G.Gerloff	42.645
15	35	H.Syahrin	53.662
16	52	O.Konig	53.797
17	36	L.Mercado	54.395
18	77	D.Aegerter	54.816
19	61	F.Alt	59.181

Lap 18			
1	1	A.Bautista	30'18.822
2	54	T.Razgatlioglu	4.096
3	55	A.Locatelli	10.431
4	65	J.Rea	11.997
5	5	P.Oettl	13.640
6	9	D.Petrucci	13.832
7	22	A.Lowes	14.340
8	21	M.Rinaldi	20.533
9	7	I.Lecuona	22.451
10	97	X.Vierge	24.773
11	53	T.Rabat	27.500
12	34	L.Baldassarri	28.314
13	76	L.Baz	39.924
14	31	G.Gerloff	43.293
15	35	H.Syahrin	55.860
16	52	O.Konig	56.116
17	36	L.Mercado	56.569
18	77	D.Aegerter	58.104
19	61	F.Alt	1'02.432

Lap 19			
1	1	A.Bautista	32'00.690
2	54	T.Razgatlioglu	3.533
3	55	A.Locatelli	10.398
4	65	J.Rea	12.286
5	5	P.Oettl	13.115
6	9	D.Petrucci	13.298
7	22	A.Lowes	14.563
8	21	M.Rinaldi	20.219
9	7	I.Lecuona	22.559
10	97	X.Vierge	25.283
11	53	T.Rabat	27.106
12	34	L.Baldassarri	28.535
13	76	L.Baz	40.703
14	31	G.Gerloff	42.459

15	35	H.Syahrin	57.251
16	52	O.Konig	57.386
17	36	L.Mercado	58.195
18	77	D.Aegerter	58.529
19	61	F.Alt	1'04.700

Lap 20			
1	1	A.Bautista	33'44.752
2	54	T.Razgatlioglu	1.195
3	55	A.Locatelli	9.071
4	65	J.Rea	10.065
5	9	D.Petrucci	10.661
6	5	P.Oettl	11.538
7	22	A.Lowes	12.152
8	21	M.Rinaldi	18.148
9	7	I.Lecuona	20.639
10	97	X.Vierge	23.671
11	53	T.Rabat	24.827
12	34	L.Baldassarri	27.061
13	76	L.Baz	39.299
14	31	G.Gerloff	39.983
15	35	H.Syahrin	56.614
16	52	O.Konig	56.658
17	36	L.Mercado	58.075
18	77	D.Aegerter	58.924
19	61	F.Alt	1'07.338

28/10/2023

These data/results cannot be reproduced, stored and/or transmitted in whole or in part by any manner of electronic, mechanical, photocopying, recording, broadcasting or otherwise now known or herein after developed without the previous express consent by the copyright owner, except for reproduction in daily press and regular printed publications on sale to the public within 60 days of the event related to those data/results and always provided that copyright symbol appears together as follows below.

© DORNA WSBK ORGANIZATION Srl 2023

FICR PERUGIA TIMING





Jerez 4.423 m

4 / 4

Prometeon Spanish Round, 27 - 29 October 2023
Lap Chart Race 1

Race Pace Comparison

	1 Bau	54 Raz	55 Loc	65 Rea	9 Pet	5 Det	22 Low	21 Rin	7 Lec	97 Vie	53 Rab	34 Bal	76 Baz	31 Ger
1	1'45.943	1'46.453	1'46.979	1'46.167	1'48.214	1'47.701	1'46.410	1'47.824	1'49.801	1'49.546	1'50.507	1'50.015	1'50.286	1'48.478
2	1'40.364	1'40.394	1'40.892	1'40.976	1'41.402	1'41.047	1'41.101	1'41.226	1'41.742	1'41.595	1'42.612	1'42.478	1'43.751	1'42.163
3	1'40.661	1'40.539	1'40.965	1'41.184	1'41.101	1'41.199	1'41.141	1'41.124	1'41.897	1'42.025	1'41.795	1'42.689	1'42.282	1'41.334
4	1'40.426	1'40.351	1'40.920	1'40.711	1'41.442	1'42.014	1'40.743	1'41.607	1'41.698	1'41.700	1'42.063	1'42.359	1'43.022	1'41.324
5	1'40.480	1'40.372	1'41.183	1'41.057	1'41.813	1'41.573	1'41.080	1'41.987	1'41.792	1'41.795	1'41.849	1'42.092	1'42.324	1'41.358
6	1'40.621	1'40.639	1'41.283	1'41.177	1'41.399	1'41.320	1'41.232	1'41.385	1'41.670	1'41.689	1'41.699	1'42.139	1'42.392	1'41.408
7	1'40.528	1'40.695	1'41.038	1'41.292	1'41.310	1'41.418	1'41.372	1'41.283	1'41.784	1'41.819	1'42.054	1'42.273	1'42.652	1'41.318
8	1'40.656	1'40.505	1'41.428	1'41.274	1'41.514	1'41.504	1'41.241	1'41.874	1'41.984	1'41.939	1'41.916	1'42.152	1'42.973	1'41.376
9	1'40.726	1'41.011	1'41.189	1'41.375	1'41.308	1'40.860	1'41.230	1'41.717	1'41.784	1'41.799	1'41.879	1'41.906	1'42.823	1'41.506
10	1'40.590	1'40.990	1'41.876	1'41.368	1'41.017	1'41.013	1'41.452	1'41.749	1'41.982	1'41.968	1'41.744	1'41.859	1'43.148	2'05.198
11	1'40.589	1'41.174	1'41.267	1'41.607	1'41.139	1'41.285	1'41.594	1'41.927	1'42.012	1'42.006	1'42.009	1'42.318	1'42.541	1'43.715
12	1'41.008	1'41.312	1'41.384	1'41.775	1'40.919	1'41.258	1'42.187	1'41.790	1'41.753	1'42.380	1'41.847	1'42.123	1'42.234	1'42.362
13	1'40.732	1'41.691	1'41.597	1'42.122	1'41.269	1'41.370	1'41.864	1'41.475	1'41.848	1'42.034	1'42.243	1'42.268	1'42.815	1'42.041
14	1'40.996	1'41.383	1'41.444	1'41.985	1'41.525	1'41.861	1'42.100	1'42.544	1'41.852	1'42.088	1'42.679	1'42.491	1'43.498	1'41.929
15	1'41.117	1'41.517	1'41.745	1'41.614	1'41.938	1'41.650	1'41.864	1'41.641	1'41.857	1'42.299	1'42.594	1'42.226	1'43.395	1'41.400
16	1'41.063	1'41.426	1'41.323	1'41.519	1'41.563	1'41.483	1'41.891	1'44.722	1'41.975	1'42.344	1'42.462	1'41.993	1'42.966	1'41.526
17	1'41.215	1'41.247	1'41.356	1'41.790	1'41.710	1'41.805	1'42.584	1'41.700	1'41.836	1'42.374	1'42.104	1'41.938	1'42.835	1'41.924
18	1'41.107	1'41.219	1'41.384	1'41.826	1'42.071	1'42.101	1'42.076	1'41.780	1'42.006	1'42.195	1'42.266	1'41.817	1'42.809	1'41.755
19	1'41.868	1'41.305	1'41.835	1'42.157	1'41.334	1'41.343	1'42.091	1'41.554	1'41.976	1'42.378	1'41.474	1'42.089	1'42.647	1'41.034
20	1'44.062	1'41.724	1'42.735	1'41.841	1'41.425	1'42.485	1'41.651	1'41.991	1'42.142	1'42.450	1'41.783	1'42.588	1'42.658	1'41.586

	35 Sya	52 Kan	36 Mer	77 Aeg	61 Alt	47 Bas	16 Rui	60 vdM	45 Red	87 Gar
1	1'52.067	1'52.224	1'51.382	1'47.683	1'51.652	1'47.626	1'50.745	1'49.183	1'49.523	1'46.912
2	1'44.603	1'44.005	1'43.486	1'42.994	1'43.670	1'40.640	1'43.584	1'41.880	1'45.343	1'41.282
3	1'43.523	1'43.175	1'43.756	1'44.151	1'43.941	1'41.220	1'42.842	1'42.443	1'43.862	1'41.582
4	1'43.217	1'43.106	1'44.119	1'45.522	1'43.818	1'42.052	1'43.067	1'41.856	1'43.138	
5	1'43.907	1'44.552	1'43.779	1'50.787	1'43.902	1'41.484	1'42.969	1'41.673	1'42.943	
6	1'43.302	1'43.825	1'43.779	1'41.210	1'43.607	1'41.312	1'42.993	1'41.675	1'43.173	
7	1'43.950	1'43.835	1'43.953	1'45.765	1'43.904	1'41.518	1'43.199	1'42.016	1'43.124	
8	1'43.809	1'44.397	1'43.871	1'42.683	1'43.809	1'42.142	1'43.560	1'41.784		
9	1'43.866	1'43.322	1'43.805	1'42.041	1'43.881	1'41.771	1'43.440	1'41.890		
10	1'43.933	1'43.901	1'43.874	1'47.663	1'43.937	1'41.784	1'44.109			
11	1'43.881	1'44.323	1'44.044	1'43.742	1'45.126	1'41.844	1'43.767			
12	1'43.080	1'43.410	1'43.706	1'41.427	1'43.790	1'41.654	1'43.983			
13	1'43.640	1'43.624	1'43.541	1'47.355	1'44.218	1'41.713				
14	1'43.794	1'43.309	1'43.779	1'43.378	1'44.309					
15	1'43.926	1'43.880	1'43.945	1'41.887	1'44.965					
16	1'43.499	1'43.450	1'43.835	1'41.630	1'44.255					
17	1'43.380	1'43.174	1'43.456	1'42.613	1'44.112					
18	1'43.305	1'43.426	1'43.281	1'44.395	1'44.358					
19	1'43.259	1'43.138	1'43.494	1'42.293	1'44.136					
20	1'43.425	1'43.334	1'43.942	1'44.457	1'46.700					

28/10/2023

These data/results cannot be reproduced, stored and/or transmitted in whole or in part by any manner of electronic, mechanical, photocopying, recording, broadcasting or otherwise now known or herein after developed without the previous express consent by the copyright owner, except for reproduction in daily press and regular printed publications on sale to the public within 60 days of the event related to those data/results and always provided that copyright symbol appears together as follows below.

© DORNA WSBK ORGANIZATION Srl 2023

FICR PERUGIA TIMING



Prometeon Spanish Round, 27 - 29 October 2023

Best Sectors & Speed Race 1

RESULTS				
1	1	A. BAUTISTA	Ducati Panigale V4R	Laps 20
2	54	T. RAZGATLIOGLU	Yamaha YZF R1	1.195
3	55	A. LOCATELLI	Yamaha YZF R1	9.071
4	65	J. REA	Kawasaki ZX-10RR	10.065
5	9	D. PETRUCCI	Ducati Panigale V4R	10.661
6	5	P. DETTL	Ducati Panigale V4R	11.538
7	22	A. LOWES	Kawasaki ZX-10RR	12.152
8	21	M. RINALDI	Ducati Panigale V4R	18.148
9	7	I. LECUONA	Honda CBR1000 RR-R	20.639
10	97	X. VIERGE	Honda CBR1000 RR-R	23.671
11	53	T. RABAT	Kawasaki ZX-10RR	24.827
12	34	L. BALDASSARRI	Yamaha YZF R1	27.061
13	76	L. BAZ	BMW M1000 RR	39.299
14	31	G. GERLOFF	BMW M1000 RR	39.983
15	35	H. SYHRIN	Honda CBR1000 RR-R	56.614
16	52	D. KONIG	Kawasaki ZX-10RR	56.658
17	36	L. MERCADO	Honda CBR1000 RR-R	58.075
18	77	D. AEGERTER	Yamaha YZF R1	58.924
19	61	F. ALT	Honda CBR1000 RR-R	1'07.338
RET	47	A. BASSANI	Ducati Panigale V4R	7 Laps
RET	16	G. RUIJU	BMW M1000 RR	8 Laps
RET	60	M. VAN DER MARK	BMW M1000 RR	11 Laps
RET	45	S. REDDING	BMW M1000 RR	13 Laps
RET	87	R. GARDNER	Yamaha YZF R1	17 Laps

SPEED				
1	97	X. VIERGE	Honda CBR1000 RR-R	282.5
2	5	P. DETTL	Ducati Panigale V4R	279.6
3	9	D. PETRUCCI	Ducati Panigale V4R	279.6
4	31	G. GERLOFF	BMW M1000 RR	277.5
5	1	A. BAUTISTA	Ducati Panigale V4R	277.5
6	7	I. LECUONA	Honda CBR1000 RR-R	276.8
7	54	T. RAZGATLIOGLU	Yamaha YZF R1	276.8
8	60	M. VAN DER MARK	BMW M1000 RR	276.8
9	53	T. RABAT	Kawasaki ZX-10RR	276.8
10	87	R. GARDNER	Yamaha YZF R1	276.8
11	21	M. RINALDI	Ducati Panigale V4R	276.8
12	45	S. REDDING	BMW M1000 RR	275.4
13	47	A. BASSANI	Ducati Panigale V4R	275.4
14	76	L. BAZ	BMW M1000 RR	274.7
15	55	A. LOCATELLI	Yamaha YZF R1	274.0
16	22	A. LOWES	Kawasaki ZX-10RR	274.0
17	52	D. KONIG	Kawasaki ZX-10RR	273.3
18	34	L. BALDASSARRI	Yamaha YZF R1	272.0
19	77	D. AEGERTER	Yamaha YZF R1	272.0
20	65	J. REA	Kawasaki ZX-10RR	272.0
21	16	G. RUIJU	BMW M1000 RR	270.7
22	36	L. MERCADO	Honda CBR1000 RR-R	270.0
23	35	H. SYHRIN	Honda CBR1000 RR-R	270.0
24	61	F. ALT	Honda CBR1000 RR-R	268.7

SEG. 1			SEG. 2			SEG. 3			SEG. 4						
1	54	T. RAZGATLIOGLU	24.925	1	1	A. BAUTISTA	14.640	1	54	T. RAZGATLIOGLU	29.841	1	1	A. BAUTISTA	30.607
2	65	J. REA	25.020	2	54	T. RAZGATLIOGLU	14.642	2	1	A. BAUTISTA	29.879	2	55	A. LOCATELLI	30.620
3	5	P. DETTL	25.073	3	22	A. LOWES	14.705	3	22	A. LOWES	29.991	3	47	A. BASSANI	30.624
4	1	A. BAUTISTA	25.089	4	87	R. GARDNER	14.717	4	87	R. GARDNER	30.017	4	54	T. RAZGATLIOGLU	30.661
5	9	D. PETRUCCI	25.097	5	47	A. BASSANI	14.719	5	65	J. REA	30.025	5	21	M. RINALDI	30.664
6	31	G. GERLOFF	25.149	6	9	D. PETRUCCI	14.733	6	5	P. DETTL	30.028	6	5	P. DETTL	30.677
7	47	A. BASSANI	25.164	7	5	P. DETTL	14.758	7	55	A. LOCATELLI	30.061	7	65	J. REA	30.728
8	55	A. LOCATELLI	25.164	8	65	J. REA	14.765	8	9	D. PETRUCCI	30.072	8	87	R. GARDNER	30.753
9	22	A. LOWES	25.165	9	77	D. AEGERTER	14.779	9	21	M. RINALDI	30.111	9	31	G. GERLOFF	30.766
10	87	R. GARDNER	25.191	10	55	A. LOCATELLI	14.780	10	31	G. GERLOFF	30.132	10	9	D. PETRUCCI	30.774
11	77	D. AEGERTER	25.212	11	21	M. RINALDI	14.788	11	47	A. BASSANI	30.133	11	22	A. LOWES	30.777
12	7	I. LECUONA	25.218	12	97	X. VIERGE	14.812	12	53	T. RABAT	30.211	12	77	D. AEGERTER	30.848
13	60	M. VAN DER MARK	25.225	13	31	G. GERLOFF	14.813	13	7	I. LECUONA	30.218	13	60	M. VAN DER MARK	30.929
14	21	M. RINALDI	25.266	14	7	I. LECUONA	14.821	14	77	D. AEGERTER	30.269	14	7	I. LECUONA	30.936
15	53	T. RABAT	25.291	15	60	M. VAN DER MARK	14.852	15	97	X. VIERGE	30.357	15	97	X. VIERGE	30.944
16	34	L. BALDASSARRI	25.296	16	53	T. RABAT	14.885	16	60	M. VAN DER MARK	30.364	16	34	L. BALDASSARRI	30.966
17	97	X. VIERGE	25.300	17	76	L. BAZ	14.972	17	76	L. BAZ	30.387	17	53	T. RABAT	30.971
18	76	L. BAZ	25.417	18	16	G. RUIJU	14.984	18	34	L. BALDASSARRI	30.402	18	45	S. REDDING	31.242
19	45	S. REDDING	25.619	19	45	S. REDDING	15.031	19	45	S. REDDING	30.659	19	76	L. BAZ	31.270
20	16	G. RUIJU	25.623	20	52	D. KONIG	15.052	20	52	D. KONIG	30.671	20	35	H. SYHRIN	31.299
21	35	H. SYHRIN	25.687	21	34	L. BALDASSARRI	15.055	21	35	H. SYHRIN	30.679	21	52	D. KONIG	31.366
22	61	F. ALT	25.728	22	36	L. MERCADO	15.061	22	16	G. RUIJU	30.732	22	16	G. RUIJU	31.444
23	52	D. KONIG	25.750	23	61	F. ALT	15.102	23	36	L. MERCADO	30.852	23	61	F. ALT	31.475
24	36	L. MERCADO	25.772	24	35	H. SYHRIN	15.117	24	61	F. ALT	30.994	24	36	L. MERCADO	31.492

28/10/2023

These data/results cannot be reproduced, stored and/or transmitted in whole or in part by any manner of electronic, mechanical, photocopying, recording, broadcasting or otherwise now known or herein after developed without the previous express consent by the copyright owner, except for reproduction in daily press and regular printed publications on sale to the public within 60 days of the event related to those data/results and always provided that copyright symbol appears together as follows below.

© DORNA WSBK ORGANIZATION Srl 2023



Jerez 4.423 m

Prometeon Spanish Round, 27 - 29 October 2023
Chronological Analysis Race 1

Start at 14:00'16.203

1 / 4

1° 1 A. BAUTISTA [1'40.364]							
Lap	Seg1	Seg2	Seg3	Seg4	Lap Time	km/h	Local Time
1		14.694	30.308	30.721	1'45.943	274,0	14:02'02.146
2	25.099	14.640	29.990	30.635	1'40.364	275,4	14:03'42.510
3	25.186	14.662	30.120	30.693	1'40.661	275,4	14:05'23.171
4	25.250	14.670	29.879	30.627	1'40.426	275,4	14:07'03.597
5	25.107	14.672	29.998	30.703	1'40.480	276,1	14:08'44.077
6	25.140	14.735	30.097	30.649	1'40.621	275,4	14:10'24.698
7	25.089	14.722	30.101	30.616	1'40.528	274,0	14:12'05.226
8	25.184	14.708	30.114	30.650	1'40.656	274,7	14:13'45.882
9	25.165	14.741	30.121	30.699	1'40.726	275,4	14:15'26.608
10	25.166	14.645	30.058	30.721	1'40.590	275,4	14:17'07.198
11	25.206	14.645	30.131	30.607	1'40.589	276,1	14:18'47.787
12	25.200	14.805	30.183	30.820	1'41.008	275,4	14:20'28.795
13	25.275	14.659	30.077	30.721	1'40.732	276,1	14:22'09.527
14	25.301	14.691	30.201	30.803	1'40.996	276,8	14:23'50.523
15	25.289	14.754	30.232	30.842	1'41.117	275,4	14:25'31.640
16	25.332	14.776	30.095	30.860	1'41.063	275,4	14:27'12.703
17	25.357	14.876	30.191	30.791	1'41.215	273,4	14:28'53.918
18	25.214	14.750	30.263	30.880	1'41.107	276,1	14:30'35.025
19	25.336	14.822	30.771	30.939	1'41.868	276,8	14:32'16.893
20	25.441	14.843	30.554	33.224	1'44.062	277,5	14:34'00.955
Race Time 33'44.752							

16	25.248	15.055	30.086	30.934	1'41.323	265,4	14:27'22.716
17	25.231	14.973	30.203	30.949	1'41.356	269,3	14:29'04.072
18	25.278	14.957	30.224	30.925	1'41.384	269,3	14:30'45.456
19	25.299	15.010	30.336	31.190	1'41.835	268,7	14:32'27.291
20	25.432	15.083	30.373	31.847	1'42.735	268,0	14:34'10.026
Race Time 33'53.823							

2° 54 T. RAZGATLIOGLU [1'40.351]							
Lap	Seg1	Seg2	Seg3	Seg4	Lap Time	km/h	Local Time
1		14.642	30.098	30.689	1'46.453	276,8	14:02'02.656
2	24.953	14.791	29.964	30.686	1'40.394	270,0	14:03'43.050
3	24.992	14.889	29.972	30.686	1'40.539	268,0	14:05'23.589
4	24.925	14.887	29.868	30.671	1'40.351	266,7	14:07'03.940
5	25.023	14.839	29.849	30.661	1'40.372	270,0	14:08'44.312
6	24.976	14.911	29.980	30.772	1'40.639	270,0	14:10'24.951
7	25.019	14.934	29.944	30.798	1'40.695	268,7	14:12'05.646
8	25.035	14.917	29.841	30.712	1'40.505	269,3	14:13'46.151
9	25.196	15.006	30.034	30.775	1'41.011	268,7	14:15'27.162
10	25.184	14.928	30.007	30.871	1'40.990	270,0	14:17'08.152
11	25.146	14.968	30.134	30.926	1'41.174	270,0	14:18'49.326
12	25.188	15.081	30.151	30.892	1'41.312	266,7	14:20'30.638
13	25.556	15.061	30.130	30.944	1'41.691	264,8	14:22'12.329
14	25.242	14.941	30.201	30.999	1'41.383	270,0	14:23'53.712
15	25.214	15.046	30.247	31.010	1'41.517	266,7	14:25'35.229
16	25.253	15.102	30.120	30.951	1'41.426	265,4	14:27'16.655
17	25.099	15.058	30.169	30.921	1'41.247	268,7	14:28'57.902
18	25.138	15.003	30.098	30.980	1'41.219	269,3	14:30'39.121
19	25.149	15.031	30.213	30.912	1'41.305	267,4	14:32'20.426
20	25.412	15.021	30.219	31.072	1'41.724	269,3	14:34'02.150
Race Time 33'45.947							

4° 65 J. REA [1'40.711]								
Lap	Seg1	Seg2	Seg3	Seg4	Lap Time	km/h	Local Time	
1			14.765	30.111	30.779	1'46.167	271,3	14:02'02.370
2	25.020	14.780	30.418	30.758	1'40.976	270,0	14:03'43.346	
3	25.461	14.819	30.151	30.753	1'41.184	270,7	14:05'24.530	
4	25.158	14.800	30.025	30.728	1'40.711	270,0	14:07'05.241	
5	25.228	14.867	30.178	30.784	1'41.057	269,3	14:08'46.298	
6	25.252	14.819	30.150	30.956	1'41.177	267,4	14:10'27.475	
7	25.170	14.918	30.239	30.965	1'41.292	268,7	14:12'08.767	
8	25.322	14.892	30.202	30.858	1'41.274	268,0	14:13'50.041	
9	25.375	14.893	30.203	30.904	1'41.375	268,0	14:15'31.416	
10	25.297	14.852	30.208	31.011	1'41.368	268,7	14:17'12.784	
11	25.275	14.971	30.283	31.078	1'41.607	268,7	14:18'54.391	
12	25.413	14.941	30.367	31.054	1'41.775	270,7	14:20'36.166	
13	25.453	14.996	30.245	31.428	1'42.122	271,3	14:22'18.288	
14	25.534	14.953	30.355	31.143	1'41.985	269,3	14:24'00.273	
15	25.404	14.947	30.249	31.014	1'41.614	272,0	14:25'41.887	
16	25.295	14.996	30.300	30.928	1'41.519	271,3	14:27'23.406	
17	25.468	14.942	30.365	31.015	1'41.790	270,7	14:29'05.196	
18	25.366	14.903	30.380	31.177	1'41.826	271,3	14:30'47.022	
19	25.489	14.869	30.425	31.374	1'42.157	271,3	14:32'29.179	
20	25.502	14.958	30.375	31.006	1'41.841	272,0	14:34'11.020	
Race Time 33'54.817								

3° 55 A. LOCATELLI [1'40.892]							
Lap	Seg1	Seg2	Seg3	Seg4	Lap Time	km/h	Local Time
1		14.799	30.223	30.620	1'46.979	274,0	14:02'03.182
2	25.294	14.831	30.061	30.706	1'40.892	269,3	14:03'44.074
3	25.164	14.793	30.267	30.741	1'40.965	272,0	14:05'25.039
4	25.199	14.780	30.213	30.728	1'40.920	272,7	14:07'05.959
5	25.216	14.874	30.265	30.828	1'41.183	271,3	14:08'47.142
6	25.318	14.857	30.245	30.863	1'41.283	272,0	14:10'28.425
7	25.168	14.868	30.215	30.787	1'41.038	271,3	14:12'09.463
8	25.534	14.885	30.169	30.840	1'41.428	270,0	14:13'50.891
9	25.221	14.874	30.202	30.892	1'41.189	272,7	14:15'32.080
10	25.832	14.880	30.209	30.955	1'41.876	269,3	14:17'13.956
11	25.315	14.941	30.179	30.832	1'41.267	270,7	14:18'55.223
12	25.279	14.870	30.328	30.907	1'41.384	272,7	14:20'36.607
13	25.238	14.927	30.241	31.191	1'41.597	272,7	14:22'18.204
14	25.237	14.966	30.170	31.071	1'41.444	266,7	14:23'59.648
15	25.364	15.040	30.342	30.999	1'41.745	267,4	14:25'41.393

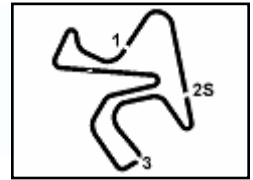
5° 9 D. PETRUCCI [1'40.919]								
Lap	Seg1	Seg2	Seg3	Seg4	Lap Time	km/h	Local Time	
1			14.767	30.449	30.899	1'48.214	275,4	14:02'04.417
2	25.388	14.973	30.209	30.832	1'41.402	274,0	14:03'45.819	
3	25.199	14.931	30.118	30.853	1'41.101	274,0	14:05'26.920	
4	25.097	14.841	30.544	30.960	1'41.442	276,8	14:07'08.362	
5	25.451	14.733	30.491	31.138	1'41.813	277,5	14:08'50.175	
6	25.281	14.789	30.391	30.938	1'41.399	276,8	14:10'31.574	
7	25.271	14.877	30.299	30.863	1'41.310	275,4	14:12'12.884	
8	25.299	14.768	30.453	30.994	1'41.514	276,1	14:13'54.398	
9	25.228	14.860	30.439	30.781	1'41.308	275,4	14:15'35.706	
10	25.304	14.819	30.072	30.822	1'41.017	272,7	14:17'16.723	
11	25.171	14.920	30.152	30.896	1'41.139	272,7	14:18'57.862	
12	25.151	14.832	30.162	30.774	1'40.919	273,4	14:20'38.781	
13	25.255	14.851	30.281	30.882	1'41.269	275,4	14:22'20.050	
14	25.263	14.852	30.374	31.036	1'41.525	277,5	14:24'01.575	
15	25.572	14.939	30.391	31.036	1'41.938	272,7	14:25'43.513	
16	25.306	14.879	30.321	31.057	1'41.563	277,5	14:27'25.076	
17	25.600	15.050	30.144	30.916	1'41.710	279,6	14:29'06.786	
18	25.303	14.967	30.821	30.980	1'42.071	276,1	14:30'48.857	
19	25.190	14.862	30.264	31.018	1'41.334	273,4	14:32'30.191	
20	25.309	14.960	30.127	31.029	1'41.425	274,0	14:34'11.616	
Race Time 33'55.413								

6° 5 P. OETTL [1'40.860]								
Lap	Seg1	Seg2	Seg3	Seg4	Lap Time	km/h	Local Time	
1			14.866	30.645	30.987	1'47.701	273,4	14:02'03.904
2	25.481	14.758	30.131	30.677	1'41.047	274,0	14:03'44.951	
3	25.286	14.760	30.285	30.868	1'41.199	279,6	14:05'26.150	
4	25.242	14.781	31.018	30.973	1'42.014	278,9	14:07'08.164	
5	25.419	14.785	30.351	31.018	1'41.573	275,4	14:08'49.737	
6	25.228	14.865	30.241	30.986	1'41.320	276,1	14:10'31.057	
7	25.180	14.974	30.275	30.989	1'41.418	272,7	14:12'12.475	
8	25.312	14.922	30.413	30.857	1'41.504	272,7	14:13'53.979	
9	25.073	14.899	30.059	30.829	1'40.860	272,0	14:15'34.839	

28/10/2023 P = Pits In/Dut - C = Lap Time Cancelled

These data/results cannot be reproduced, stored and/or transmitted in whole or in part by any manner of electronic, mechanical, photocopying, recording, broadcasting or otherwise now known or herein after developed without the previous express consent by the copyright owner, except for reproduction in daily press and regular printed publications on sale to the public within 60 days of the event related to those data/results and always provided that copyright symbol appears together as follows below.

© DORNA WSBK ORGANIZATION Srl 2023



Prometeon Spanish Round, 27 - 29 October 2023

Chronological Analysis Race 1

Start at 14:00'16.203

Lap	Seg1	Seg2	Seg3	Seg4	Lap Time	km/h	Local Time
10	25.148	14.913	30.028	30.924	1'41.013	272,7	14:17'15.852
11	25.187	15.008	30.118	30.972	1'41.285	270,7	14:18'57.137
12	25.208	14.932	30.196	30.922	1'41.258	272,7	14:20'38.395
13	25.310	14.986	30.071	31.003	1'41.370	272,7	14:22'19.765
14	25.271	14.928	30.401	31.261	1'41.861	276,1	14:24'01.626
15	25.391	14.986	30.242	31.031	1'41.650	272,0	14:25'43.276
16	25.311	14.972	30.296	30.904	1'41.483	273,4	14:27'24.759
17	25.577	15.044	30.229	30.955	1'41.805	270,7	14:29'06.564
18	25.369	15.051	30.734	30.947	1'42.101	271,3	14:30'48.665
19	25.178	14.922	30.231	31.012	1'41.343	272,7	14:32'30.008
20	25.995	15.001	30.348	31.141	1'42.485	273,4	14:34'12.493

Race Time 33'56.290

7° 22 A. LOWES [1'40.743]							
Lap	Seg1	Seg2	Seg3	Seg4	Lap Time	km/h	Local Time
1		14.831	30.301	30.860	1'46.410	267,4	14:02'02.613
2	25.287	14.705	30.200	30.909	1'41.101	274,0	14:03'43.714
3	25.273	14.788	30.272	30.808	1'41.141	272,7	14:05'24.855
4	25.167	14.808	29.991	30.777	1'40.743	272,0	14:07'05.598
5	25.165	14.778	30.217	30.920	1'41.080	270,7	14:08'46.678
6	25.225	14.784	30.170	31.053	1'41.232	272,7	14:10'27.910
7	25.311	14.902	30.181	30.978	1'41.372	270,0	14:12'09.282
8	25.235	14.885	30.194	30.927	1'41.241	270,0	14:13'50.523
9	25.265	14.858	30.086	31.021	1'41.230	271,3	14:15'31.753
10	25.318	14.906	30.264	30.964	1'41.452	272,0	14:17'13.205
11	25.380	14.978	30.231	31.005	1'41.594	269,3	14:18'54.799
12	25.293	15.023	30.372	31.499	1'42.187	270,0	14:20'36.986
13	25.559	14.936	30.198	31.171	1'41.864	272,7	14:22'18.850
14	25.504	15.004	30.386	31.206	1'42.100	271,3	14:24'00.950
15	25.432	14.975	30.250	31.207	1'41.864	270,7	14:25'42.814
16	25.356	15.106	30.269	31.160	1'41.891	268,0	14:27'24.705
17	25.921	15.017	30.570	31.076	1'42.584	273,4	14:29'07.289
18	25.435	14.975	30.498	31.168	1'42.076	273,4	14:30'49.365
19	25.540	14.934	30.290	31.327	1'42.091	272,0	14:32'31.456
20	25.448	14.957	30.227	31.019	1'41.651	273,4	14:34'13.107

Race Time 33'56.904

8° 21 M. RINALDI [1'41.124]							
Lap	Seg1	Seg2	Seg3	Seg4	Lap Time	km/h	Local Time
1		14.810	30.491	30.742	1'47.824	274,0	14:02'04.027
2	25.570	14.881	30.111	30.664	1'41.226	275,4	14:03'45.253
3	25.266	14.788	30.303	30.767	1'41.124	275,4	14:05'26.377
4	25.363	14.907	30.393	30.944	1'41.607	276,8	14:07'07.984
5	25.366	14.841	30.552	31.228	1'41.987	273,4	14:08'49.971
6	25.276	14.830	30.312	30.967	1'41.385	276,1	14:10'31.356
7	25.272	14.885	30.219	30.907	1'41.283	272,7	14:12'12.639
8	25.395	14.870	30.650	30.959	1'41.874	273,4	14:13'54.513
9	25.405	14.853	30.535	30.924	1'41.717	276,8	14:15'36.230
10	25.396	14.916	30.451	30.986	1'41.749	274,7	14:17'17.979
11	25.456	14.901	30.554	31.016	1'41.927	274,7	14:18'59.906
12	25.441	14.917	30.362	31.070	1'41.790	276,1	14:20'41.696
13	25.435	14.834	30.269	30.937	1'41.475	276,1	14:22'23.171
14	25.433	14.930	30.629	31.552	1'42.544	276,8	14:24'05.715
15	25.434	14.923	30.270	31.014	1'41.641	271,3	14:25'47.356
16	25.401	15.001	30.435	33.885	1'44.722	272,0	14:27'32.078
17	25.397	15.005	30.316	30.982	1'41.700	271,3	14:29'13.778
18	25.409	14.919	30.317	31.135	1'41.780	272,7	14:30'55.558
19	25.354	14.970	30.208	31.022	1'41.554	272,0	14:32'37.112
20	25.407	14.983	30.340	31.261	1'41.991	272,7	14:34'19.103

Race Time 34'02.900

9° 71 I. LECUONA [1'41.670]							
Lap	Seg1	Seg2	Seg3	Seg4	Lap Time	km/h	Local Time
1		15.155	30.845	31.302	1'49.801	275,4	14:02'06.004
2	25.739	14.849	30.218	30.936	1'41.742	274,0	14:03'47.746
3	25.410	15.014	30.324	31.149	1'41.897	272,0	14:05'29.643

10° 97 X. VIERGE [1'41.595]								
Lap	Seg1	Seg2	Seg3	Seg4	Lap Time	km/h	Local Time	
1			15.003	30.965	31.219	1'49.546	282,5	14:02'05.749
2	25.466	14.812	30.373	30.944	1'41.595	275,4	14:03'47.344	
3	25.673	14.855	30.470	31.027	1'42.025	278,9	14:05'29.369	
4	25.300	14.892	30.464	31.044	1'41.700	274,0	14:07'11.069	
5	25.411	14.958	30.371	31.055	1'41.795	273,4	14:08'52.864	
6	25.318	14.904	30.357	31.110	1'41.689	274,7	14:10'34.553	
7	25.309	15.005	30.428	31.077	1'41.819	272,7	14:12'16.372	
8	25.418	15.020	30.458	31.043	1'41.939	270,7	14:13'58.311	
9	25.314	14.959	30.496	31.030	1'41.799	273,4	14:15'40.110	
10	25.493	14.973	30.424	31.078	1'41.968	271,3	14:17'22.078	
11	25.359	15.005	30.566	31.076	1'42.006	271,3	14:19'04.084	
12	25.423	14.965	30.977	31.015	1'42.380	274,0	14:20'46.464	
13	25.493	14.906	30.451	31.184	1'42.034	275,4	14:22'28.498	
14	25.399	14.969	30.590	31.130	1'42.088	274,0	14:24'10.586	
15	25.561	14.989	30.549	31.200	1'42.299	273,4	14:25'52.885	
16	25.500	15.040	30.528	31.276	1'42.344	272,7	14:27'35.229	
17	25.563	15.072	30.593	31.146	1'42.374	272,7	14:29'17.603	
18	25.379	14.995	30.609	31.212	1'42.195	274,0	14:30'59.798	
19	25.512	15.051	30.551	31.264	1'42.378	273,4	14:32'42.176	
20	25.524	15.012	30.623	31.291	1'42.450	273,4	14:34'24.626	

Race Time 34'08.423

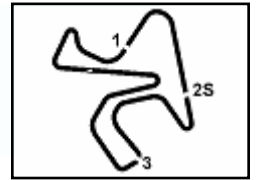
11° 53 T. RABAT [1'41.474]								
Lap	Seg1	Seg2	Seg3	Seg4	Lap Time	km/h	Local Time	
1			15.053	31.136	31.413	1'50.507	276,8	14:02'06.710
2	25.891	15.010	30.365	31.346	1'42.612	276,1	14:03'49.322	
3	25.488	14.922	30.315	31.070	1'41.795	274,0	14:05'31.117	
4	25.772	14.885	30.378	31.028	1'42.063	273,4	14:07'13.180	
5	25.377	14.913	30.442	31.117	1'41.849	273,4	14:08'55.029	
6	25.291	14.944	30.247	31.217	1'41.699	274,0	14:10'36.728	
7	25.354	14.917	30.708	31.075	1'42.054	272,0	14:12'18.782	
8	25.426	14.932	30.461	31.097	1'41.916	270,7	14:14'00.698	
9	25.435	14.902	30.507	31.035	1'41.879	272,7	14:15'42.577	
10	25.404	14.916	30.396	31.028	1'41.744	272,7	14:17'24.321	
11	25.443	14.991	30.433	31.142	1'42.009	271,3	14:19'06.330	
12	25.394	14.920	30.275	31.258	1'41.847	274,0	14:20'48.177	
13	25.547	14.907	30.475	31.314	1'42.243	274,0	14:22'30.420	
14	25.590	15.016	30.728	31.345	1'42.679	272,0	14:24'13.099	
15	25.577	15.004	30.636	31.377	1'42.594	271,3	14:25'55.693	
16	25.558	15.080	30.515	31.309	1'42.462	270,7	14:27'38.155	
17	25.387	15.006	30.430	31.281	1'42.104	272,0	14:29'20.259	
18	25.409	15.037	30.420	31.400	1'42.266	272,0	14:31'02.525	
19	25.345	14.947	30.211	30.971	1'41.474	273,4	14:32'43.999	
20	25.334	14.953	30.406	31.090	1'41.783	274,0	14:34'25.782	

28/10/2023

P = Pits In/Out - C = Lap Time Cancelled

These data/results cannot be reproduced, stored and/or transmitted in whole or in part by any manner of electronic, mechanical, photocopying, recording, broadcasting or otherwise now known or herein after developed without the previous express consent by the copyright owner, except for reproduction in daily press and regular printed publications on sale to the public within 60 days of the event related to those data/results and always provided that copyright symbol appears together as follows below.
© DORNA WSBK ORGANIZATION Srl 2023





Jerez 4.423 m

Prometeon Spanish Round, 27 - 29 October 2023

Chronological Analysis Race 1

Start at 14:00'16.203

3 / 4

12° 34 L. BALDASSARRI [1'41.817]								15° 35 H. SYAHRIN [1'43.080]							
Lap	Seg1	Seg2	Seg3	Seg4	Lap Time	km/h	Local Time	Lap	Seg1	Seg2	Seg3	Seg4	Lap Time	km/h	Local Time
1		15.278	30.827	31.388	1'50.015	272,0	14:02'06.218	1		15.795	31.364	31.638	1'52.067	268,7	14:02'08.270
2	25.945	15.055	30.419	31.059	1'42.478	265,4	14:03'48.696	2	26.225	15.272	31.274	31.832	1'44.603	265,4	14:03'52.873
3	25.846	15.075	30.687	31.081	1'42.689	265,4	14:05'31.385	3	25.813	15.171	31.022	31.517	1'43.523	263,5	14:05'36.396
4	25.679	15.070	30.482	31.128	1'42.359	266,1	14:07'13.744	4	25.729	15.158	30.927	31.403	1'43.217	266,1	14:07'19.613
5	25.334	15.091	30.514	31.153	1'42.092	266,1	14:08'55.836	5	26.014	15.160	30.926	31.807	1'43.907	266,7	14:09'03.520
6	25.309	15.099	30.585	31.146	1'42.139	263,5	14:10'37.975	6	25.978	15.117	30.908	31.299	1'43.302	266,7	14:10'46.822
7	25.513	15.176	30.410	31.174	1'42.273	262,9	14:12'20.248	7	25.963	15.148	31.199	31.640	1'43.950	269,3	14:12'30.772
8	25.452	15.135	30.478	31.087	1'42.152	263,5	14:14'02.400	8	26.026	15.231	31.100	31.452	1'43.809	267,4	14:14'14.581
9	25.298	15.101	30.432	31.075	1'41.906	263,5	14:15'44.306	9	25.969	15.177	31.175	31.545	1'43.866	267,4	14:15'58.447
10	25.355	15.072	30.431	31.001	1'41.859	264,8	14:17'26.165	10	26.005	15.128	31.173	31.627	1'43.933	268,7	14:17'42.380
11	25.407	15.138	30.599	31.174	1'42.318	263,5	14:19'08.483	11	25.867	15.282	31.226	31.506	1'43.881	264,2	14:19'26.261
12	25.373	15.124	30.453	31.173	1'42.123	264,8	14:20'50.606	12	25.740	15.127	30.731	31.482	1'43.080	270,0	14:21'09.341
13	25.470	15.126	30.487	31.185	1'42.268	265,4	14:22'32.874	13	25.827	15.256	30.803	31.754	1'43.640	264,2	14:22'52.981
14	25.469	15.131	30.685	31.206	1'42.491	263,5	14:24'15.365	14	25.836	15.311	31.021	31.626	1'43.794	260,4	14:24'36.775
15	25.425	15.160	30.473	31.168	1'42.226	262,9	14:25'57.591	15	25.937	15.343	30.965	31.681	1'43.926	258,6	14:26'20.701
16	25.385	15.157	30.402	31.049	1'41.993	263,5	14:27'39.584	16	25.807	15.287	30.858	31.547	1'43.499	261,0	14:28'04.200
17	25.358	15.108	30.462	31.010	1'41.938	264,8	14:29'21.522	17	25.687	15.341	30.773	31.579	1'43.380	261,7	14:29'47.580
18	25.296	15.104	30.451	30.966	1'41.817	264,8	14:31'03.339	18	25.736	15.300	30.842	31.427	1'43.305	262,9	14:31'30.885
19	25.363	15.131	30.516	31.079	1'42.089	262,9	14:32'45.428	19	25.766	15.272	30.679	31.542	1'43.259	260,4	14:33'14.144
20	25.462	15.206	30.595	31.325	1'42.588	264,2	14:34'28.016	20	25.718	15.239	30.893	31.575	1'43.425	261,0	14:34'57.569
Race Time 34'09.579								Race Time 34'24.735							
13° 76 L. BAZ [1'42.234]								16° 52 D. KONIG [1'43.106]							
Lap	Seg1	Seg2	Seg3	Seg4	Lap Time	km/h	Local Time	Lap	Seg1	Seg2	Seg3	Seg4	Lap Time	km/h	Local Time
1		15.146	31.039	31.392	1'50.286	274,7	14:02'06.489	1		15.420	31.457	31.604	1'52.224	268,7	14:02'08.427
2	26.300	15.078	31.017	31.356	1'43.751	270,7	14:03'50.240	2	26.145	15.245	31.150	31.465	1'44.005	271,3	14:03'52.432
3	25.456	14.972	30.514	31.340	1'42.282	268,0	14:05'32.522	3	25.890	15.139	30.772	31.374	1'43.175	267,4	14:05'35.607
4	25.515	14.973	31.122	31.412	1'43.022	270,0	14:07'15.544	4	25.750	15.137	30.810	31.409	1'43.106	272,0	14:07'18.713
5	25.493	15.028	30.533	31.270	1'42.324	268,0	14:08'57.868	5	25.775	15.176	31.734	31.867	1'44.552	270,0	14:09'03.265
6	25.520	15.018	30.539	31.315	1'42.392	267,4	14:10'40.260	6	26.357	15.080	31.014	31.374	1'43.825	273,4	14:10'47.090
7	25.549	15.058	30.569	31.476	1'42.652	266,7	14:12'22.912	7	26.003	15.052	31.133	31.647	1'43.835	271,3	14:12'30.925
8	25.791	15.194	30.702	31.286	1'42.973	265,4	14:14'05.885	8	26.398	15.147	31.023	31.829	1'44.397	269,3	14:14'15.322
9	25.685	15.067	30.672	31.399	1'42.823	267,4	14:15'48.708	9	25.919	15.136	30.854	31.413	1'43.322	267,4	14:15'58.644
10	25.697	15.151	30.690	31.610	1'43.148	265,4	14:17'31.856	10	26.089	15.147	31.066	31.599	1'43.901	267,4	14:17'42.545
11	25.516	15.154	30.549	31.322	1'42.541	264,8	14:19'14.397	11	26.657	15.168	30.953	31.545	1'44.323	268,7	14:19'26.868
12	25.417	15.046	30.387	31.384	1'42.234	267,4	14:20'56.631	12	25.902	15.214	30.762	31.532	1'43.410	265,4	14:21'10.278
13	25.550	15.151	30.655	31.459	1'42.815	266,1	14:22'39.446	13	25.991	15.234	30.782	31.617	1'43.624	265,4	14:22'53.902
14	25.563	15.219	30.998	31.718	1'43.498	264,8	14:24'22.944	14	25.925	15.207	30.811	31.366	1'43.309	266,7	14:24'37.211
15	25.849	15.364	30.658	31.524	1'43.395	263,5	14:26'06.339	15	26.005	15.078	31.182	31.615	1'43.880	270,7	14:26'21.091
16	25.716	15.175	30.688	31.387	1'42.966	264,8	14:27'49.305	16	25.915	15.186	30.843	31.506	1'43.450	268,7	14:28'04.541
17	25.593	15.189	30.639	31.414	1'42.835	263,5	14:29'32.140	17	25.750	15.200	30.757	31.467	1'43.174	266,1	14:29'47.715
18	25.548	15.209	30.534	31.518	1'42.809	266,1	14:31'14.949	18	25.990	15.184	30.776	31.476	1'43.426	265,4	14:31'31.141
19	25.552	15.170	30.587	31.338	1'42.647	266,1	14:32'57.596	19	25.889	15.110	30.756	31.383	1'43.138	267,4	14:33'14.279
20	25.609	15.117	30.569	31.363	1'42.658	267,4	14:34'40.254	20	25.910	15.213	30.671	31.540	1'43.334	266,7	14:34'57.613
Race Time 34'24.051								Race Time 34'41.410							
14° 31 G. GERLOFF [1'41.034]								17° 36 L. MERCADO [1'43.281]							
Lap	Seg1	Seg2	Seg3	Seg4	Lap Time	km/h	Local Time	Lap	Seg1	Seg2	Seg3	Seg4	Lap Time	km/h	Local Time
1		14.931	30.420	30.941	1'48.478	277,5	14:02'04.681	1		15.100	31.150	31.588	1'51.382	270,0	14:02'07.585
2	25.491	14.813	30.793	31.066	1'42.163	276,8	14:03'46.844	2	25.831	15.061	31.087	31.507	1'43.486	270,0	14:03'51.071
3	25.281	14.860	30.312	30.881	1'41.334	274,7	14:05'28.178	3	25.948	15.165	31.028	31.615	1'43.756	266,7	14:05'34.827
4	25.223	14.817	30.426	30.858	1'41.324	276,1	14:07'09.502	4	25.829	15.171	31.291	31.828	1'44.119	265,4	14:07'18.946
5	25.341	14.880	30.335	30.802	1'41.358	276,8	14:08'50.860	5	25.920	15.163	31.069	31.627	1'43.779	269,3	14:09'02.725
6	25.250	14.857	30.492	30.809	1'41.408	276,8	14:10'32.268	6	25.783	15.159	31.103	31.734	1'43.779	267,4	14:10'46.504
7	25.275	14.931	30.346	30.766	1'41.318	276,1	14:12'13.586	7	25.920	15.293	31.057	31.683	1'43.953	264,2	14:12'30.457
8	25.339	14.938	30.291	30.808	1'41.376	273,4	14:13'54.962	8	25.875	15.212	31.076	31.708	1'43.871	263,5	14:14'14.328
9	25.238	14.852	30.531	30.885	1'41.506	275,4	14:15'36.468								
10	41.213	15.884	35.919	32.182	2'05.198	267,4	14:17'41.666								
11	25.916	15.456	30.962	31.381	1'43.715	267,4	14:19'25.381								
12	25.431	15.073	30.582	31.276	1'42.362	270,7	14:21'07.743								
13	25.418	15.153	30.599	30.871	1'42.041	267,4	14:22'49.784								
14	25.446	14.973	30.429	31.081	1'41.929	270,7	14:24'31.713								

28/10/2023

P = Pits In/Out - C = Lap Time Cancelled

These data/results cannot be reproduced, stored and/or transmitted in whole or in part by any manner of electronic, mechanical, photocopying, recording, broadcasting or otherwise now known or herein after developed without the previous express consent by the copyright owner, except for reproduction in daily press and regular printed publications on sale to the public within 60 days of the event related to those data/results and always provided that copyright symbol appears together as follows below.

© DORNA WSBK ORGANIZATION Srl 2023



Jerez 4.423 m

Prometeon Spanish Round, 27 - 29 October 2023

Chronological Analysis Race 1

Start at 14:00'16.203

4 / 4

9	25.836	15.224	30.962	31.783	1'43.805	262,3	14:15'58.133	3	25.386	14.847	30.198	30.789	1'41.220	272,7	14:05'25.689
10	25.901	15.290	30.974	31.709	1'43.874	261,7	14:17'42.007	4	25.407	14.903	30.826	30.916	1'42.052	272,7	14:07'07.741
11	25.969	15.311	31.203	31.561	1'44.044	264,2	14:19'26.051	5	25.323	14.917	30.341	30.903	1'41.484	271,3	14:08'49.225
12	25.795	15.240	31.095	31.576	1'43.706	264,8	14:21'09.757	6	25.350	14.901	30.172	30.889	1'41.312	270,7	14:10'30.537
13	25.839	15.150	30.942	31.610	1'43.541	266,7	14:22'53.298	7	25.284	14.979	30.357	30.898	1'41.518	270,7	14:12'12.055
14	25.783	15.221	31.030	31.745	1'43.779	264,8	14:24'37.077	8	25.478	14.993	30.657	31.014	1'42.142	269,3	14:13'54.197
15	25.921	15.254	31.069	31.701	1'43.945	263,5	14:26'21.022	9	25.319	14.920	30.635	30.897	1'41.771	274,0	14:15'35.968
16	25.831	15.179	31.097	31.728	1'43.835	265,4	14:28'04.857	10	25.451	14.895	30.550	30.888	1'41.784	273,4	14:17'17.752
17	25.827	15.127	30.945	31.557	1'43.456	268,0	14:29'48.313	11	25.453	14.998	30.446	30.947	1'41.844	270,7	14:18'59.596
18	25.774	15.163	30.852	31.492	1'43.281	266,7	14:31'31.594	12	25.338	15.007	30.330	30.979	1'41.654	271,3	14:20'41.250
19	25.834	15.110	30.974	31.576	1'43.494	268,7	14:33'15.088	13	25.399	14.959	30.319	31.036	1'41.713	271,3	14:22'22.963
20	25.772	15.220	31.161	31.789	1'43.942	266,1	14:34'59.030								

Race Time 34'42.827

18° 77 D. AEGERTER [1'41.210]							
Lap	Seg.1	Seg.2	Seg.3	Seg.4	Lap Time	km/h	Local Time
1		14.779	31.002	31.131	1'47.683	269,3	14:02'03.886
2	25.614	15.243	30.726	31.411	1'42.994	271,3	14:03'46.880
3	26.077	15.346	30.906	31.822	1'44.151	261,0	14:05'31.031
4	26.413	15.205	31.644	32.260	1'45.522	264,8	14:07'16.553
5	33.323	15.320	30.953	31.191	1'50.787	262,9	14:09'07.340
6	25.212	14.837	30.298	30.863	1'41.210	268,7	14:10'48.550
7	25.279	14.869	30.900	34.717	1'45.765	272,0	14:12'34.315
8	25.917	15.129	30.550	31.087	1'42.683	268,7	14:14'16.998
9	25.392	14.859	30.395	31.395	1'42.041	268,7	14:15'59.039
10	26.282	15.383	31.511	34.487	1'47.663	264,8	14:17'46.702
11	26.222	15.570	30.825	31.125	1'43.742	262,3	14:19'30.444
12	25.355	14.793	30.269	31.010	1'41.427	270,0	14:21'11.871
13	25.698	15.189	31.342	35.126	1'47.355	268,0	14:22'59.226
14	26.381	15.175	30.691	31.131	1'43.378	264,8	14:24'42.604
15	25.294	14.874	30.336	31.383	1'41.887	266,1	14:26'24.491
16	25.453	15.005	30.324	30.848	1'41.630	266,1	14:28'06.121
17	25.293	14.837	30.668	31.815	1'42.613	270,7	14:29'48.734
18	25.996	15.233	31.608	31.558	1'44.395	256,2	14:31'33.129
19	25.673	14.975	30.296	31.349	1'42.293	268,0	14:33'15.422
20	25.783	15.093	31.156	32.425	1'44.457	268,0	14:34'59.879

Race Time 34'43.676

19° 61 F. ALT [1'43.607]							
Lap	Seg.1	Seg.2	Seg.3	Seg.4	Lap Time	km/h	Local Time
1		15.235	31.314	31.475	1'51.652	266,1	14:02'07.855
2	25.728	15.102	31.179	31.661	1'43.670	268,7	14:03'51.525
3	25.819	15.299	31.203	31.620	1'43.941	266,7	14:05'35.466
4	25.802	15.170	31.184	31.662	1'43.818	266,1	14:07'19.284
5	25.848	15.246	31.138	31.670	1'43.902	268,0	14:09'03.186
6	25.830	15.131	30.994	31.652	1'43.607	267,4	14:10'46.793
7	25.849	15.173	31.184	31.698	1'43.904	266,7	14:12'30.697
8	25.939	15.265	31.086	31.519	1'43.809	266,1	14:14'14.506
9	25.903	15.253	31.036	31.689	1'43.881	262,3	14:15'58.387
10	25.869	15.178	31.170	31.720	1'43.937	265,4	14:17'42.324
11	26.372	15.317	31.332	32.105	1'45.126	264,8	14:19'27.450
12	25.855	15.245	31.042	31.648	1'43.790	266,7	14:21'11.240
13	26.014	15.244	31.098	31.862	1'44.218	265,4	14:22'55.458
14	25.991	15.283	31.212	31.823	1'44.309	265,4	14:24'39.767
15	25.908	15.638	31.425	31.994	1'44.965	261,0	14:26'24.732
16	25.926	15.311	31.293	31.725	1'44.255	266,7	14:28'08.987
17	26.042	15.288	31.118	31.664	1'44.112	263,5	14:29'53.099
18	25.973	15.368	31.319	31.698	1'44.358	263,5	14:31'37.457
19	26.028	15.307	31.160	31.641	1'44.136	264,8	14:33'21.593
20	25.966	15.321	32.104	33.309	1'46.700	261,0	14:35'08.293

Race Time 34'52.090

RET 47 A. BASSANI [1'40.640]							
Lap	Seg.1	Seg.2	Seg.3	Seg.4	Lap Time	km/h	Local Time
1		14.780	30.568	30.813	1'47.626	275,4	14:02'03.829
2	25.164	14.719	30.133	30.624	1'40.640	274,0	14:03'44.469

28/10/2023

P = Pits In/Out - C = Lap Time Cancelled

These data/results cannot be reproduced, stored and/or transmitted in whole or in part by any manner of electronic, mechanical, photocopying, recording, broadcasting or otherwise now known or herein after developed without the previous express consent by the copyright owner, except for reproduction in daily press and regular printed publications on sale to the public within 60 days of the event related to those data/results and always provided that copyright symbol appears together as follows below.

© DORNA WSBK ORGANIZATION Srl 2023



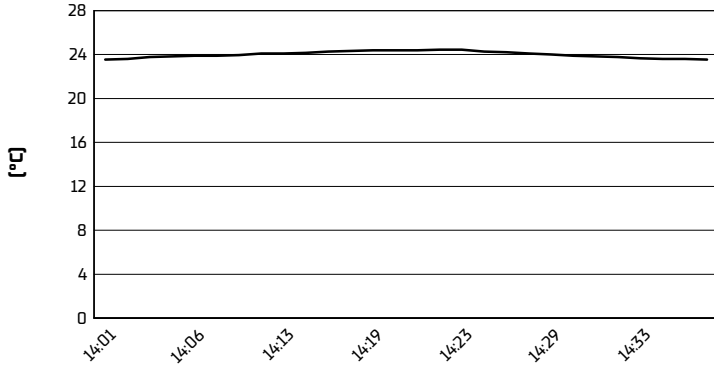
Jerez 4.423 m

Prometeon Spanish Round, 27 - 29 October 2023

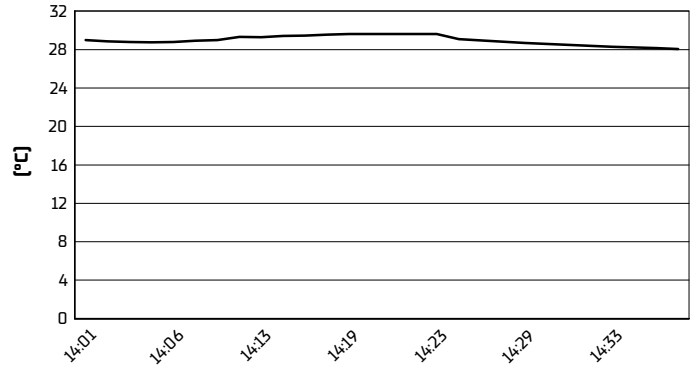
Weather Report Race 1

Session started 14:00 - Session ended 14:36

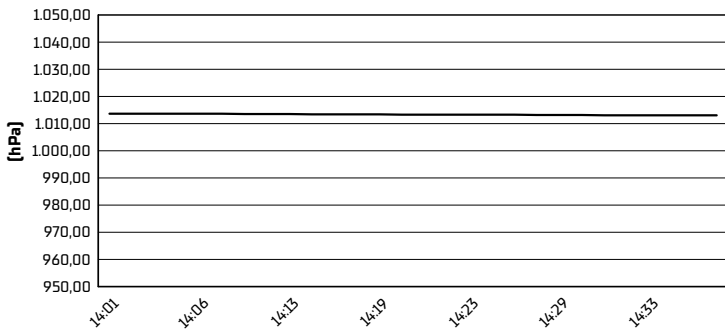
Air Temperature



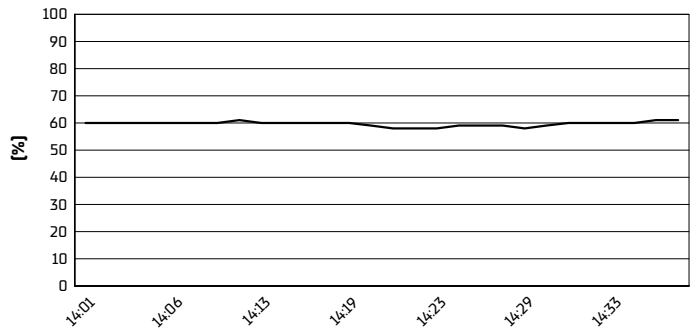
Track Temperature



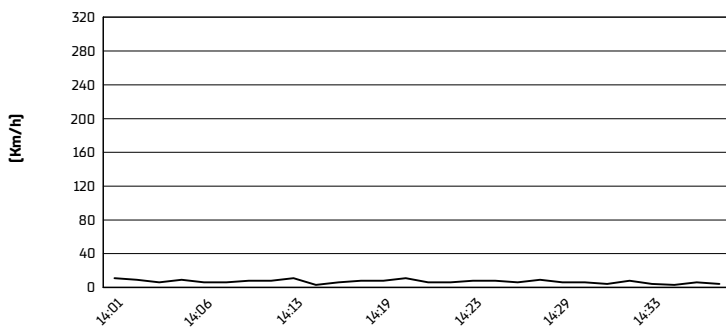
Air Pressure



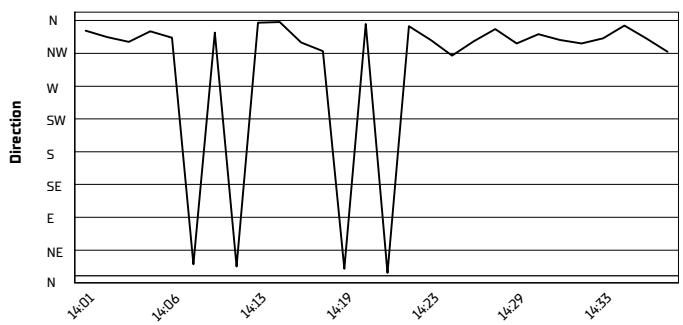
Humidity



Wind Speed



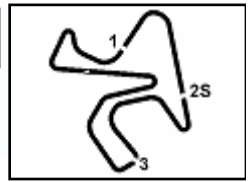
Wind Direction



28/10/2023

These data/results cannot be reproduced, stored and/or transmitted in whole or in part by any manner of electronic, mechanical, photocopying, recording, broadcasting or otherwise now known or herein after developed without the previous express consent by the copyright owner, except for reproduction in daily press and regular printed publications on sale to the public within 60 days of the event related to those data/results and always provided that copyright symbol appears together as follows below.

© DORNA WSBK ORGANIZATION Srl 2023



Jerez 4.423 m

Prometeon Spanish Round, 27 - 29 October 2023

Manufacturers Standings

Points	Points From First	Points From Previous	February 26		March 5		April 23		May 7		June 4		July 2		July 16		July 30		September 10		September 24		October 1		October 29		
			PHILLIP ISLAND	MANDALIKA	ASSEN	BARCELONA	MISANO	DONINGTON PARK	IMOLA	MOST	MAGNY-COURS	ARAGON	PORTIMAO	JEREZ													
1	667		25 25 12	25 25 5	25 25 12	25 25 12	25 25 12	25 25 12	25 25 12	25 25 12	25 25 12	25 25 12	25 25 12	25 25 12	25 25 12	25 25 12	25 25 12	25 25 12	25 25 12	25 25 12	25 25 12	25 25 12	25 25 12	25 25 12	25 25 12	25 25 12	
2	552	115	16 16 7	20 20 12	16 20 7	20 20 9	16 20 9	20 20 12	20 20 12	20 20 12	20 20 12	20 20 12	20 20 12	20 20 12	20 20 12	20 20 12	20 20 12	20 20 12	20 20 12	20 20 12	20 20 12	20 20 12	20 20 12	20 20 12	20 20 12	20 20 12	
3	384	283	168	20 8 6	7 3 7	20 7 9	16 13 5	11 13 5	16 11 7	16 16 6	25 16 9	16 16 7	16 13 9	16 6 13	13												
4	214	453	170	7 4 2	10 6 2	6 9 2	7 6 3	5 8 1	8 13 3	8 9 1	13 8 1	13 11 3	8 6 1	13 13 3	3												
5	202	465	12	10 10 2	9 16 4	5 2 1	10 10 6	8 11 2	5 2	4 6	11 7	4 7 1	6 10 4	8 9 5	7												

28/10/2023 First Line: Race 1 & 2 - Second Line: Tissot Superpole Race

These data/results cannot be reproduced, stored and/or transmitted in whole or in part by any manner of electronic, mechanical, photocopying, recording, broadcasting or otherwise now known or herein after developed without the previous express consent by the copyright owner, except for reproduction in daily press and regular printed publications on sale to the public within 60 days of the event related to those data/results and always provided that copyright symbol appears together as follows below.

© DORNA WSBK ORGANIZATION Srl 2023

FICR PERUGIA TIMING





Jerez 4.423 m

Prometeon Spanish Round, 27 - 29 October 2023

Best Laps & Speeds

No.	Rider Bike	Nat	Best Lap		FP1		FP2		FP3		SP		RC1	
			LL	SPD	LL	SPD	LL	SPD	LL	SPD	LL	SPD	LL	SPD
1	1 A. BAUTISTA Ducati Panigale V4R	ESP	1'38.635 63 284,6				1'40.632 20 281,0	1'39.638 15 284,6	1'38.635 8 281,7	1'40.364 20 277,4				
2	77 D. AEGERTER Yamaha YZF R1	SUI	1'38.845 63 276,0				1'40.823 22 276,0	1'39.871 14 274,7	1'38.845 7 273,3	1'41.210 20 272,0				
3	22 A. LOWES Kawasaki ZX-10RR	GBR	1'38.905 48 276,7				1'42.250 8 276,7	1'40.925 14 274,7	1'38.905 6 276,7	1'40.743 20 274,0				
4	65 J. REA Kawasaki ZX-10RR	GBR	1'38.907 57 277,4				1'41.724 15 274,7	1'40.332 14 272,6	1'38.907 8 277,4	1'40.711 20 272,0				
5	87 R. GARDNER Yamaha YZF R1	AUS	1'38.961 45 276,7				1'40.556 22 274,0	1'40.841 13 274,0	1'38.961 7 273,3	1'41.282 3 276,7				
6	5 P. OETTL Ducati Panigale V4R	GER	1'39.091 67 279,5				1'40.858 23 276,0	1'40.517 16 277,4	1'39.091 8 276,7	1'40.860 20 279,5				
7	54 T. RAZGATLIOGLU Yamaha YZF R1	TUR	1'39.151 61 276,7				1'40.312 19 274,7	1'40.663 15 274,0	1'39.151 7 275,4	1'40.351 20 276,7				
8	45 S. REDDING BMW M1000 RR	GBR	1'39.164 45 281,7				1'41.507 19 275,4	1'40.093 11 273,3	1'39.164 8 281,7	1'42.943 7 275,4				
9	31 G. GERLOFF BMW M1000 RR	USA	1'39.190 48 278,1				1'41.258 8 276,0	1'40.332 12 276,7	1'39.190 8 278,1	1'41.034 20 277,4				
10	55 A. LOCATELLI Yamaha YZF R1	ITA	1'39.300 60 274,0				1'41.294 20 272,6	1'41.055 12 273,3	1'39.300 8 274,0	1'40.892 20 274,0				
11	21 M. RINALDI Ducati Panigale V4R	ITA	1'39.318 62 277,4				1'40.710 20 275,4	1'40.618 15 277,4	1'39.318 7 276,0	1'41.124 20 276,7				
12	9 D. PETRUCCI Ducati Panigale V4R	ITA	1'39.385 57 279,5				1'41.278 17 276,0	1'41.484 12 274,7	1'39.385 8 278,1	1'40.919 20 279,5				
13	60 M. VAN DER MARK BMW M1000 RR	NED	1'39.479 55 277,4	2'02.714 4 261,6			1'41.686 22 276,7	1'41.784 12 274,7	1'39.479 8 277,4	1'41.673 9 276,7				
14	7 I. LECUONA Honda CBR1000 RR-R	ESP	1'39.748 62 278,1				1'41.631 20 276,0	1'40.267 14 278,1	1'39.748 8 278,1	1'41.670 20 276,7				
15	47 A. BASSANI Ducati Panigale V4R	ITA	1'39.774 53 275,4				1'41.946 19 274,7	1'40.231 14 274,0	1'39.774 7 275,4	1'40.640 13 275,4				
16	97 X. VIERGE Honda CBR1000 RR-R	ESP	1'39.792 61 282,4				1'42.515 19 274,7	1'40.864 14 278,8	1'39.792 8 280,3	1'41.595 20 282,4				
17	53 T. RABAT Kawasaki ZX-10RR	ESP	1'40.227 63 278,1				1'42.982 21 273,3	1'41.415 14 277,4	1'40.227 8 278,1	1'41.474 20 276,7				
18	76 L. BAZ BMW M1000 RR	FRA	1'40.387 55 276,0				1'42.514 17 271,3	1'41.765 12 272,6	1'40.387 6 276,0	1'42.234 20 274,7				
19	34 L. BALDASSARRI Yamaha YZF R1	ITA	1'40.418 60 273,3				1'42.148 19 273,3	1'42.065 13 267,3	1'40.418 8 272,0	1'41.817 20 272,0				
20	16 G. RUIJU BMW M1000 RR	ITA	1'41.127 43 274,7				1'43.904 10 274,0	1'43.889 13 272,6	1'41.127 8 274,7	1'42.842 12 270,6				
21	35 H. SYAHRIN Honda CBR1000 RR-R	MAS	1'41.231 54 272,0				1'42.865 16 272,0	1'42.395 11 269,3	1'41.231 7 272,0	1'43.080 20 270,0				
22	36 L. MERCADO Honda CBR1000 RR-R	ARG	1'41.487 59 274,0	2'01.309 4 256,7			1'44.151 16 269,3	1'42.957 12 272,0	1'41.487 7 274,0	1'43.281 20 270,0				
23	61 F. ALT Honda CBR1000 RR-R	GER	1'41.680 61 271,3	2'02.817 4 245,3			1'43.601 18 271,3	1'42.299 13 270,6	1'41.680 6 270,6	1'43.607 20 268,6				
24	52 D. KONIG Kawasaki ZX-10RR	CZE	1'42.014 48 273,3	2'04.503 4 244,2			1'44.256 4 268,6	1'43.063 12 271,3	1'42.014 8 273,3	1'43.106 20 273,3				

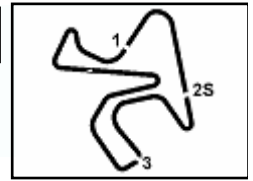
28/10/2023

These data/results cannot be reproduced, stored and/or transmitted in whole or in part by any manner of electronic, mechanical, photocopying, recording, broadcasting or otherwise now known or herein after developed without the previous express consent by the copyright owner, except for reproduction in daily press and regular printed publications on sale to the public within 60 days of the event related to those data/results and always provided that copyright symbol appears together as follows below.

© DORNA SBK ORGANIZATION Srl 2023

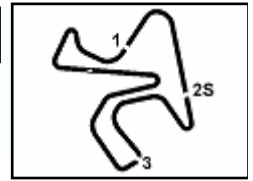
FICR PERUGIA TIMING





Prometeon Spanish Round, 27 - 29 October 2023
Pirelli Best Lap Award

	Points	Points From First	Points From Previous	February 26 PHILIP ISLAND	March 5 MANDALIKA	April 23 ASSEN	May 7 BARCELONA	June 4 MISANO	July 2 DONINGTON PARK	July 16 IMOLA	July 30 MOST	September 10 MAGNY-COURS	September 24 ARAGON	October 1 PORTIMAO	October 29 JEREZ			
1 BAUTISTA Alvaro (ESP)	19			1	1	1	1	1	1	1	1	1	1	1				
2 RAZGATLIOGLU Toprak (TUR)	2	17									1				1			
3 BASSANI Axel (ITA)	1	18	1							1								
4 REA Jonathan (GBR)	1	18	0	1														

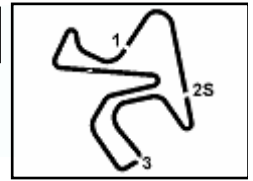


Prometeon Spanish Round, 27 - 29 October 2023

Overtakes Standings Race 1

	Points	Points From First	Points From Previous	February 26 PHILIP ISLAND	March 5 MANDALIKA	April 23 ASSEN	May 7 BARCELONA	June 4 MISANO	July 2 DONINGTON PARK	July 16 IMOLA	July 30 MOST	September 10 MAGNY-COURS	September 24 ARAGON	October 1 PORTIMAO	October 29 JEREZ			
1 GERLOFF Garrett (USA)	150			9 10	8 6	8 10	12 4	4 5	1 3	7 7	4 4	4 8	8 5	11 6	6			
2 PETRUCCI Danilo (ITA)	148	2		8 8	5 2	5 4	7 6	4	1 4	4 3	12 8	5 7	19 13	5 7	11			
3 BASSANI Axel (ITA)	145	5 3		9 11	5 3	7 3	5 5	2 4	8 9	2 6	10 12	7 4	4 6	7 7	9			
4 REDDING Scott (GBR)	144	6 1		13 9	3 7	1 2	2 2	2 8	5 9	4	23 7	5 11	8 6	4 7	6			
5 VIERGE Xavi (ESP)	143	7 1		11 9	9 1	6 2	3 5	6 3	6 7	10 5	12 5	9 4	6 2	8 7	7			
6 LECUONA Iker (ESP)	143	7 0		9 8	7 2	8 4	11 4	2	5 8	6 10	16 4	7 5	10 3	3 4	7			
7 OETTL Philipp (GER)	136	14 7		4 10	6	6 6	6 4	3 7	3 8	2 6	19 11	3 7	3 3	6 6	7			
8 BALDASSARRI Lorenzo (ITA)	128	22 8		7 2	8 1	6 9	5 2	5 3	13 3	3 6	14 3	9 4	5 4	2 6	8			
9 GARDNER Remy (AUS)	123	27 5		3 5	6	6 9	9 4	3 4	8 7	11 9	7 2	4 7	7 6	4 2				
10 SYHRIN Hafizh (MAS)	115	35 8		8 8	4 1	8 10	7 1	2 6	9 7			9 6	5 1	6 4	13			
11 BAZ Loris (FRA)	113	37 2		5 8	4	3 4	9 5	6 8	1	2 4	10 8	4 4	5 4	7 5	7			
12 KONIG Oliver (CZE)	112	38 1		5 8	3	7 9			9 9	5 3	14 7	5 4	3 4	2	15			
13 BAUTISTA Alvaro (ESP)	111	39 1		2	2 3	4 1	1	2	3 4	10 1	19 12	15	8 2	7 15				
14 AEGERTER Dominique (SUI)	105	45 6		1 12	11 2	7 2	2 3	1 4	3	1 4	14 5	4	5 5	4 8	7			
15 RAZGATLIOGLU Toprak (TUR)	104	46 1		1 4	1 2	2	4 4	2	4 3	6 2	14 12	6 5	3 2	7 15	5			
16 VINALES Isaac (ESP)	104	46 0				6 7	4 2	3 6	11 8	4 4	15 6	5 4	5 5	2 7				
17 REA Jonathan (GBR)	99	51 5		3 13	8 2	2	3 7	2 3	2 3	5 3	6 3	6 4	3 2	5 12	2			
18 RINALDI Michael Ruben (ITA)	91	59 8		4	1	11 7	1 7	1 2	10	3 2	13 2	5 1	5 2	5 4	5			
19 LOWES Alex (GBR)	90	60 1		5 13	6 1	2 10	3 6	5 1	3 3	2 3	15 2	6		3	1			
20 LOCATELLI Andrea (ITA)	90	60 0		6 2	2 2	3 3	6	2 2	3	2 1	12 5	6 3	1 3	16 3	7			
21 VAN DER MARK Michael (NED)	81	69 9		4 5	10	5 3					19 4	3 1	7 8	4 4	4			
22 RABAT Tito (ESP)	77	73 4						3 3	10 5	5 4	16 6		3	7 7	8			
23 GRANADO Eric (BRA)	76	74 1		7 7		7 7			8 8	3 5	11 1		3 4	5				
24 RAY Bradley (GBR)	69	81 7				4 5	6 8	4 4	7	5		5 10	3 2	1 5				

28/10/2023
These data/results cannot be reproduced, stored and/or transmitted in whole or in part by any manner of electronic, mechanical, photocopying, recording, broadcasting or otherwise now known or herein after developed without the previous express consent by the copyright owner, except for reproduction in daily press and regular printed publications on sale to the public within 60 days of the event related to those data/results and always provided that copyright symbol appears together as follows below.
© DORNA WSBK ORGANIZATION Srl 2023



Jerez 4.423 m

Prometeon Spanish Round, 27 - 29 October 2023

Overtakes Standings Race 1

2 / 2

	Points	Points From First	Points From Previous	February 26 PHILLIP ISLAND	March 5 MANDALIKA	April 23 ASSEN	May 7 BARCELONA	June 4 MISANO	July 2 DONINGTON PARK	July 16 IMOLA	July 30 MOST	September 10 MAGNY-COURS	September 24 ARAGON	October 1 PORTIMAO	October 29 JEREZ			
25 RUIJ Gabriele (ITA)	56	94	13			8 7				8 8			4	7 7	7			
26 SYKES Tom (GBR)	41	109	15	4 1	4	2 9	6 2	2 7	4									
27 TAMBURINI Roberto (ITA)	27	123	14							5 5	12 5							
28 SOOMER Hannes (EST)	23	127	4								8 5	5 5						
29 MERCADO Leandro (ARG)	14	136	9												14			
30 ALT Florian (GER)	12	138	2												12			
31 LOPES Ivo Miguel (POR)	10	140	2				5 5											
32 MARINO Florian (FRA)	9	141	1										4 5					
33 HASLAM Leon (GBR)	6	144	3							5 1								
34 MAHIAS Lucas (FRA)	6	144	0									6						
35 MIZUNO Ryo (JPN)	5	145	1					4 1										
36 VITALI Luca (ITA)	2	148	3					2										

28/10/2023
These data/results cannot be reproduced, stored and/or transmitted in whole or in part by any manner of electronic, mechanical, photocopying, recording, broadcasting or otherwise now known or herein after developed without the previous express consent by the copyright owner, except for reproduction in daily press and regular printed publications on sale to the public within 60 days of the event related to those data/results and always provided that copyright symbol appears together as follows below.
© DORNA WSBK ORGANIZATION Srl 2023

