



Prometeon Spanish Round, 27 - 29 October 2023

Results Free Practice 3rd Session

No.	Rider	Nat	Team	Bike	Class	Time	Gap	Rel.	Laps	Speed	
										Avg	Max
1	1 A. BAUTISTA	ESP	Aruba.it Racing - Ducati	Ducati Panigale V4R		1'39.638			15	159,806	284,7
2	77 D. AEGERTER	SUI	GYTR GRT Yamaha WorldSBK Team	Yamaha YZF R1	IND	1'39.871	0.233	0.233	14	159,434	274,7
3	45 S. REDDING	GBR	ROKIT BMW Motorrad WorldSBK Team	BMW M1000 RR		1'40.093	0.455	0.222	11	159,080	273,3
4	47 A. BASSANI	ITA	Motocorsa Racing	Ducati Panigale V4R	IND	1'40.231	0.593	0.138	14	158,861	274,0
5	7 I. LECUONA	ESP	Team HRC	Honda CBR1000 RR-R		1'40.267	0.629	0.036	14	158,804	278,2
6	65 J. REA	GBR	Kawasaki Racing Team WorldSBK	Kawasaki ZX-10RR		1'40.332	0.694	0.065	14	158,701	272,7
7	31 G. GERLOFF	USA	Bonovo Action BMW	BMW M1000 RR	IND	1'40.332	0.694	0.000	12	158,701	276,8
8	5 P. OETTL	GER	Team GoEleven	Ducati Panigale V4R	IND	1'40.517	0.879	0.185	16	158,409	277,5
9	21 M. RINALDI	ITA	Aruba.it Racing - Ducati	Ducati Panigale V4R		1'40.618	0.980	0.101	15	158,250	277,5
10	54 T. RAZGATLIOGLU	TUR	Pata Yamaha Prometeon WorldSBK	Yamaha YZF R1		1'40.663	1.025	0.045	15	158,179	274,0
11	87 R. GARDNER	AUS	GYTR GRT Yamaha WorldSBK Team	Yamaha YZF R1	IND	1'40.841	1.203	0.178	13	157,900	274,0
12	97 X. VIERGE	ESP	Team HRC	Honda CBR1000 RR-R		1'40.864	1.226	0.023	14	157,864	278,9
13	22 A. LOWES	GBR	Kawasaki Racing Team WorldSBK	Kawasaki ZX-10RR		1'40.925	1.287	0.061	14	157,769	274,7
14	55 A. LOCATELLI	ITA	Pata Yamaha Prometeon WorldSBK	Yamaha YZF R1		1'41.055	1.417	0.130	12	157,566	273,3
15	53 T. RABAT	ESP	Kawasaki Puccetti Racing	Kawasaki ZX-10RR	IND	1'41.415	1.777	0.360	14	157,006	277,5
16	9 D. PETRUCCI	ITA	Barni Spark Racing Team	Ducati Panigale V4R	IND	1'41.484	1.846	0.069	12	156,900	274,7
17	76 L. BAZ	FRA	Bonovo Action BMW	BMW M1000 RR	IND	1'41.765	2.127	0.281	12	156,466	272,7
18	60 M. VAN DER MARK	NED	ROKIT BMW Motorrad WorldSBK Team	BMW M1000 RR		1'41.784	2.146	0.019	12	156,437	274,7
19	34 L. BALDASSARRI	ITA	GMT94 Yamaha	Yamaha YZF R1	IND	1'42.065	2.427	0.281	13	156,006	267,4
20	61 F. ALT	GER	Holzhauser Racing Promotion	Honda CBR1000 RR-R	IND	1'42.299	2.661	0.234	13	155,650	270,7
21	35 H. SYHRIN	MAS	PETRONAS MIE Racing Honda Team	Honda CBR1000 RR-R	IND	1'42.395	2.757	0.096	11	155,504	269,3
22	36 L. MERCADO	ARG	PETRONAS MIE Racing Honda Team	Honda CBR1000 RR-R	IND	1'42.957	3.319	0.562	12	154,655	272,0
23	52 O. KONIG	CZE	Orelac Racing MOVISIO	Kawasaki ZX-10RR	IND	1'43.063	3.425	0.106	12	154,496	271,3
24	16 G. RUIU	ITA	Bmax Racing	BMW M1000 RR	IND	1'43.889	4.251	0.826	13	153,267	272,7

Qualifying Lap Time [105% of 1'39.638]: **1'44.620**

AIR	Humidity:	88%	Temp:	15°C
TRACK	Condition:	Dry	Temp:	18°C

Records	Pole	(SP)	2019	J.Rea	1'38.247	162,070	Km/h
	Race	(SPRC)	2019	A.Bautista	1'39.004	160,830	Km/h
	All Times	(SP)	2019	J.Rea	1'38.247	162,070	Km/h

Start 09:00 End 09:32 The results are provisional until the end of the time limit for protests and appeals and the completion of the technical checks.

These data/results cannot be reproduced, stored and/or transmitted in whole or in part by any manner of electronic, mechanical, photocopying, recording, broadcasting or otherwise now known or herein after developed without the previous express consent by the copyright owner, except for reproduction in daily press and regular printed publications on sale to the public within 60 days of the event related to those data/results and always provided that copyright symbol appears together as follows below.

© DORNA WSBK ORGANIZATION Srl 2023



Prometeon Spanish Round, 27 - 29 October 2023

Results Free Practice 3rd Session

Session Highlights

Local Time	No. Rider	Description
08.40.13		Patches of water in turn 1-2-6-8-9-11-13
09.00.00		Start
09.00.05		WorldSBK Pit Intervention Time: 56secs
09.28.37	53 T. RABAT	Technical Problem - Turn 5
09.31.04	55 A. LOCATELLI	Lap Cancelled [1'43.850] - Exceeded Track Limits - Turn 13
09.32.36		End Of Session

Fastest Laps Sequence

No.	Rider	Nat	Team	Bike	Local Time	Time	Gap	Avg
53	T. RABAT	ESP	Kawasaki Puccetti Racing	Kawasaki ZX-10RR	09:03'49.330	1'46.866		148,998
1	A. BAUTISTA	ESP	Aruba.it Racing - Ducati	Ducati Panigale V4R	09:03'52.816	1'42.694	-4.172	155,051
5	P. DETTL	GER	Team GoEleven	Ducati Panigale V4R	09:04'02.851	1'42.586	-0.108	155,214
54	T. RAZGATLIOGLU	TUR	Pata Yamaha Prometeon WorldSBK	Yamaha YZF R1	09:04'19.067	1'42.532	-0.054	155,296
22	A. LOWES	GBR	Kawasaki Racing Team WorldSBK	Kawasaki ZX-10RR	09:04'19.438	1'41.865	-0.667	156,313
47	A. BASSANI	ITA	Motocorsa Racing	Ducati Panigale V4R	09:04'21.257	1'41.624	-0.241	156,683
47	A. BASSANI	ITA	Motocorsa Racing	Ducati Panigale V4R	09:06'02.612	1'41.355	-0.269	157,099
54	T. RAZGATLIOGLU	TUR	Pata Yamaha Prometeon WorldSBK	Yamaha YZF R1	09:07'44.236	1'40.852	-0.503	157,883
54	T. RAZGATLIOGLU	TUR	Pata Yamaha Prometeon WorldSBK	Yamaha YZF R1	09:14'33.263	1'40.823	-0.029	157,928
47	A. BASSANI	ITA	Motocorsa Racing	Ducati Panigale V4R	09:20'44.220	1'40.231	-0.592	158,861
77	D. AEGERTER	SUI	GYTR GRT Yamaha WorldSBK Team	Yamaha YZF R1	09:25'00.086	1'39.871	-0.360	159,434
1	A. BAUTISTA	ESP	Aruba.it Racing - Ducati	Ducati Panigale V4R	09:25'31.467	1'39.638	-0.233	159,806

Start 09:00 End 09:32 The results are provisional until the end of the time limit for protests and appeals and the completion of the technical checks.

These data/results cannot be reproduced, stored and/or transmitted in whole or in part by any manner of electronic, mechanical, photocopying, recording, broadcasting or otherwise now known or herein after developed without the previous express consent by the copyright owner, except for reproduction in daily press and regular printed publications on sale to the public within 60 days of the event related to those data/results and always provided that copyright symbol appears together as follows below.

© DORNA WSBK ORGANIZATION Srl 2023



Prometeon Spanish Round, 27 - 29 October 2023

Free Practices Combined Results

No.	Rider	Nat	Team	Bike	Class	FP1	FP2	FP3	Time	Gap	Rel.	Avg	LL
1	1 A. BAUTISTA	ESP	Aruba.it Racing - Ducati	Ducati Panigale V4R		1'40.632	1'39.638	1'39.638				159,806	35
2	77 D. AEGERTER	SUI	GYTR GRT Yamaha WorldSBK Team	Yamaha YZF R1	IND	1'40.823	1'39.871	1'39.871	0.233	0.233		159,434	36
3	45 S. REDDING	GBR	ROKiT BMW Motorrad WorldSBK Team	BMW M1000 RR		1'41.507	1'40.093	1'40.093	0.455	0.222		159,080	30
4	47 A. BASSANI	ITA	Motocorsa Racing	Ducati Panigale V4R	IND	1'41.946	1'40.231	1'40.231	0.593	0.138		158,861	33
5	7 I. LECUONA	ESP	Team HRC	Honda CBR1000 RR-R		1'41.631	1'40.267	1'40.267	0.629	0.036		158,804	34
6	54 T. RAZGATLIOGLU	TUR	Pata Yamaha Prometeon WorldSBK	Yamaha YZF R1		1'40.312	1'40.663	1'40.312	0.674	0.045		158,733	34
7	65 J. REA	GBR	Kawasaki Racing Team WorldSBK	Kawasaki ZX-10RR		1'41.724	1'40.332	1'40.332	0.694	0.020		158,701	29
8	31 G. GERLOFF	USA	Bonovo Action BMW	BMW M1000 RR	IND	1'41.258	1'40.332	1'40.332	0.694			158,701	20
9	5 P. OETTL	GER	Team GoEleven	Ducati Panigale V4R	IND	1'40.858	1'40.517	1'40.517	0.879	0.185		158,409	39
10	87 R. GARDNER	AUS	GYTR GRT Yamaha WorldSBK Team	Yamaha YZF R1	IND	1'40.556	1'40.841	1'40.556	0.918	0.039		158,348	35
11	21 M. RINALDI	ITA	Aruba.it Racing - Ducati	Ducati Panigale V4R		1'40.710	1'40.618	1'40.618	0.980	0.062		158,250	35
12	97 X. VIERGE	ESP	Team HRC	Honda CBR1000 RR-R		1'42.515	1'40.864	1'40.864	1.226	0.246		157,864	33
13	22 A. LOWES	GBR	Kawasaki Racing Team WorldSBK	Kawasaki ZX-10RR		1'42.250	1'40.925	1'40.925	1.287	0.061		157,769	22
14	55 A. LOCATELLI	ITA	Pata Yamaha Prometeon WorldSBK	Yamaha YZF R1		1'41.294	1'41.055	1'41.055	1.417	0.130		157,566	32
15	9 D. PETRUCCI	ITA	Barni Spark Racing Team	Ducati Panigale V4R	IND	1'41.278	1'41.484	1'41.278	1.640	0.223		157,219	29
16	53 T. RABAT	ESP	Kawasaki Puccetti Racing	Kawasaki ZX-10RR	IND	1'42.982	1'41.415	1'41.415	1.777	0.137		157,006	35
17	60 M. VAN DER MARK	NED	ROKiT BMW Motorrad WorldSBK Team	BMW M1000 RR		2'02.714	1'41.686	1'41.784	2.048	0.271		156,588	38
18	76 L. BAZ	FRA	Bonovo Action BMW	BMW M1000 RR	IND	1'42.514	1'41.765	1'41.765	2.127	0.079		156,466	29
19	34 L. BALDASSARRI	ITA	GMT94 Yamaha	Yamaha YZF R1	IND	1'42.148	1'42.065	1'42.065	2.427	0.300		156,006	32
20	61 F. ALT	GER	Holzhauser Racing Promotion	Honda CBR1000 RR-R	IND	2'02.817	1'43.601	1'42.299	2.661	0.234		155,650	35
21	35 H. SYAHRIN	MAS	PETRONAS MIE Racing Honda Team	Honda CBR1000 RR-R	IND	1'42.865	1'42.395	1'42.395	2.757	0.096		155,504	27
22	36 L. MERCADO	ARG	PETRONAS MIE Racing Honda Team	Honda CBR1000 RR-R	IND	2'01.309	1'44.151	1'42.957	3.319	0.562		154,655	32
23	52 D. KONIG	CZE	Orelac Racing MOVISIO	Kawasaki ZX-10RR	IND	2'04.503	1'44.256	1'43.063	3.425	0.106		154,496	20
24	16 G. RUIU	ITA	Bmax Racing	BMW M1000 RR	IND	1'43.904	1'43.889	1'43.889	4.251	0.826		153,267	23

28/10/2023

These data/results cannot be reproduced, stored and/or transmitted in whole or in part by any manner of electronic, mechanical, photocopying, recording, broadcasting or otherwise now known or herein after developed without the previous express consent by the copyright owner, except for reproduction in daily press and regular printed publications on sale to the public within 60 days of the event related to those data/results and always provided that copyright symbol appears together as follows below.

© DORNA WSBK ORGANIZATION Srl 2023



Prometeon Spanish Round, 27 - 29 October 2023

Best Sectors & Speed Free Practice 3rd Session

BEST LAP			
1	1	A. BAUTISTA	Ducati Panigale V4R 1'39.638
2	77	D. AEGERTER	Yamaha YZF R1 1'39.871
3	45	S. REDDING	BMW M1000 RR 1'40.093
4	47	A. BASSANI	Ducati Panigale V4R 1'40.231
5	7	I. LECUONA	Honda CBR1000 RR-R 1'40.267
6	31	G. GERLOFF	BMW M1000 RR 1'40.332
7	65	J. REA	Kawasaki ZX-10RR 1'40.332
8	5	P. OETTL	Ducati Panigale V4R 1'40.517
9	21	M. RINALDI	Ducati Panigale V4R 1'40.618
10	54	T. RAZGATLIOGLU	Yamaha YZF R1 1'40.663
11	87	R. GARDNER	Yamaha YZF R1 1'40.841
12	97	X. VIERGE	Honda CBR1000 RR-R 1'40.864
13	22	A. LOWES	Kawasaki ZX-10RR 1'40.925
14	55	A. LOCATELLI	Yamaha YZF R1 1'41.055
15	53	T. RABAT	Kawasaki ZX-10RR 1'41.415
16	9	D. PETRUCCI	Ducati Panigale V4R 1'41.484
17	76	L. BAZ	BMW M1000 RR 1'41.765
18	60	M. VAN DER MARK	BMW M1000 RR 1'41.784
19	34	L. BALDASSARRI	Yamaha YZF R1 1'42.065
20	61	F. ALT	Honda CBR1000 RR-R 1'42.299
21	35	H. SYHRIN	Honda CBR1000 RR-R 1'42.395
22	36	L. MERCADO	Honda CBR1000 RR-R 1'42.957
23	52	D. KONIG	Kawasaki ZX-10RR 1'43.063
24	16	G. RUIJU	BMW M1000 RR 1'43.889

SPEED			
1	1	A. BAUTISTA	Ducati Panigale V4R 284,7
2	97	X. VIERGE	Honda CBR1000 RR-R 278,9
3	7	I. LECUONA	Honda CBR1000 RR-R 278,2
4	5	P. OETTL	Ducati Panigale V4R 277,5
5	53	T. RABAT	Kawasaki ZX-10RR 277,5
6	21	M. RINALDI	Ducati Panigale V4R 277,5
7	31	G. GERLOFF	BMW M1000 RR 276,8
8	22	A. LOWES	Kawasaki ZX-10RR 274,7
9	9	D. PETRUCCI	Ducati Panigale V4R 274,7
10	60	M. VAN DER MARK	BMW M1000 RR 274,7
11	77	D. AEGERTER	Yamaha YZF R1 274,7
12	54	T. RAZGATLIOGLU	Yamaha YZF R1 274,0
13	47	A. BASSANI	Ducati Panigale V4R 274,0
14	87	R. GARDNER	Yamaha YZF R1 274,0
15	55	A. LOCATELLI	Yamaha YZF R1 273,3
16	45	S. REDDING	BMW M1000 RR 273,3
17	65	J. REA	Kawasaki ZX-10RR 272,7
18	16	G. RUIJU	BMW M1000 RR 272,7
19	76	L. BAZ	BMW M1000 RR 272,7
20	36	L. MERCADO	Honda CBR1000 RR-R 272,0
21	52	D. KONIG	Kawasaki ZX-10RR 271,3
22	61	F. ALT	Honda CBR1000 RR-R 270,7
23	35	H. SYHRIN	Honda CBR1000 RR-R 269,3
24	34	L. BALDASSARRI	Yamaha YZF R1 267,4

SEG. 1		
1	1	A. BAUTISTA 24.855
2	77	D. AEGERTER 24.899
3	31	G. GERLOFF 24.944
4	5	P. OETTL 24.955
5	65	J. REA 24.955
6	7	I. LECUONA 24.966
7	21	M. RINALDI 25.017
8	97	X. VIERGE 25.035
9	54	T. RAZGATLIOGLU 25.037
10	22	A. LOWES 25.049
11	47	A. BASSANI 25.063
12	45	S. REDDING 25.081
13	55	A. LOCATELLI 25.110
14	53	T. RABAT 25.143
15	9	D. PETRUCCI 25.181
16	87	R. GARDNER 25.223
17	76	L. BAZ 25.239
18	61	F. ALT 25.312
19	34	L. BALDASSARRI 25.322
20	60	M. VAN DER MARK 25.414
21	35	H. SYHRIN 25.419
22	36	L. MERCADO 25.577
23	52	D. KONIG 25.675
24	16	G. RUIJU 25.810

SEG. 2		
1	1	A. BAUTISTA 14.465
2	77	D. AEGERTER 14.603
3	47	A. BASSANI 14.636
4	45	S. REDDING 14.713
5	7	I. LECUONA 14.716
6	54	T. RAZGATLIOGLU 14.747
7	97	X. VIERGE 14.751
8	55	A. LOCATELLI 14.752
9	21	M. RINALDI 14.757
10	53	T. RABAT 14.760
11	65	J. REA 14.770
12	76	L. BAZ 14.780
13	22	A. LOWES 14.781
14	31	G. GERLOFF 14.810
15	5	P. OETTL 14.811
16	87	R. GARDNER 14.811
17	9	D. PETRUCCI 14.857
18	60	M. VAN DER MARK 14.920
19	35	H. SYHRIN 15.015
20	61	F. ALT 15.040
21	36	L. MERCADO 15.073
22	52	D. KONIG 15.088
23	34	L. BALDASSARRI 15.107
24	16	G. RUIJU 15.186

SEG. 3		
1	77	D. AEGERTER 29.761
2	1	A. BAUTISTA 29.825
3	45	S. REDDING 29.857
4	7	I. LECUONA 29.865
5	47	A. BASSANI 29.892
6	65	J. REA 29.927
7	22	A. LOWES 29.977
8	87	R. GARDNER 29.982
9	21	M. RINALDI 29.992
10	31	G. GERLOFF 30.002
11	54	T. RAZGATLIOGLU 30.004
12	5	P. OETTL 30.014
13	55	A. LOCATELLI 30.050
14	97	X. VIERGE 30.164
15	9	D. PETRUCCI 30.243
16	53	T. RABAT 30.276
17	60	M. VAN DER MARK 30.335
18	76	L. BAZ 30.387
19	34	L. BALDASSARRI 30.427
20	35	H. SYHRIN 30.596
21	61	F. ALT 30.608
22	36	L. MERCADO 30.706
23	52	D. KONIG 30.719
24	16	G. RUIJU 30.995

SEG. 4		
1	1	A. BAUTISTA 30.441
2	45	S. REDDING 30.442
3	77	D. AEGERTER 30.523
4	31	G. GERLOFF 30.576
5	47	A. BASSANI 30.640
6	65	J. REA 30.680
7	7	I. LECUONA 30.681
8	5	P. OETTL 30.737
9	54	T. RAZGATLIOGLU 30.765
10	97	X. VIERGE 30.782
11	21	M. RINALDI 30.784
12	87	R. GARDNER 30.825
13	22	A. LOWES 30.872
14	55	A. LOCATELLI 30.925
15	53	T. RABAT 31.008
16	60	M. VAN DER MARK 31.107
17	76	L. BAZ 31.126
18	34	L. BALDASSARRI 31.148
19	9	D. PETRUCCI 31.158
20	61	F. ALT 31.339
21	35	H. SYHRIN 31.365
22	52	D. KONIG 31.471
23	36	L. MERCADO 31.571
24	16	G. RUIJU 31.655

28/10/2023

These data/results cannot be reproduced, stored and/or transmitted in whole or in part by any manner of electronic, mechanical, photocopying, recording, broadcasting or otherwise now known or herein after developed without the previous express consent by the copyright owner, except for reproduction in daily press and regular printed publications on sale to the public within 60 days of the event related to those data/results and always provided that copyright symbol appears together as follows below.

© DORNA WSBK ORGANIZATION Srl 2023



Jerez 4.423 m

Prometeon Spanish Round, 27 - 29 October 2023

Ideal Times Free Practice 3rd Session

No.	Rider	Nat	Bike	Seg. 1	Seg. 2	Seg. 3	Seg. 4	Ideal Time		
				Diff. 1	Diff. 2	Diff. 3	Diff. 4	Best Lap	Pos.	Diff.
1	1 A. BAUTISTA	ESP	Ducati Panigale V4R	24.855	14.465 +0.052	29.825	30.441	1'39.586 1'39.638	1	0.052
2	77 D. AEGERTER	SUI	Yamaha YZF R1	24.899 +0.085	14.603	29.761	30.523	1'39.786 1'39.871	2	0.085
3	45 S. REDDING	GBR	BMW M1000 RR	25.081	14.713	29.857	30.442	1'40.093 1'40.093	3	
4	7 I. LECUONA	ESP	Honda CBR1000 RR-R	24.966 +0.039	14.716	29.865	30.681	1'40.228 1'40.267	5	0.039
5	47 A. BASSANI	ITA	Ducati Panigale V4R	25.063	14.636	29.892	30.640	1'40.231 1'40.231	4	
6	31 G. GERLOFF	USA	BMW M1000 RR	24.944	14.810	30.002	30.576	1'40.332 1'40.332	7	
7	65 J. REA	GBR	Kawasaki ZX-10RR	24.955	14.770	29.927	30.680	1'40.332 1'40.332	6	
8	5 P. OETTL	GER	Ducati Panigale V4R	24.955	14.811	30.014	30.737	1'40.517 1'40.517	8	
9	21 M. RINALDI	ITA	Ducati Panigale V4R	25.017	14.757 +0.006	29.992 +0.062	30.784	1'40.550 1'40.618	9	0.068
10	54 T. RAZGATLIOGLU	TUR	Yamaha YZF R1	25.037	14.747 +0.110	30.004	30.765	1'40.553 1'40.663	10	0.110
11	22 A. LOWES	GBR	Kawasaki ZX-10RR	25.049 +0.120	14.781 +0.066	29.977 +0.060	30.872	1'40.679 1'40.925	13	0.246
12	97 X. VIERGE	ESP	Honda CBR1000 RR-R	25.035	14.751 +0.124	30.164 +0.008	30.782	1'40.732 1'40.864	12	0.132
13	55 A. LOCATELLI	ITA	Yamaha YZF R1	25.110 +0.065	14.752 +0.031	30.050 +0.114	30.925 +0.008	1'40.837 1'41.055	14	0.218
14	87 R. GARDNER	AUS	Yamaha YZF R1	25.223	14.811	29.982	30.825	1'40.841 1'40.841	11	
15	53 T. RABAT	ESP	Kawasaki ZX-10RR	25.143	14.760	30.276 +0.228	31.008	1'41.187 1'41.415	15	0.228
16	9 D. PETRUCCI	ITA	Ducati Panigale V4R	25.181	14.857 +0.009	30.243 +0.036	31.158	1'41.439 1'41.484	16	0.045
17	76 L. BAZ	FRA	BMW M1000 RR	25.239	14.780	30.387 +0.233	31.126	1'41.532 1'41.765	17	0.233
18	60 M. VAN DER MARK	NED	BMW M1000 RR	25.414	14.920	30.335 +0.006	31.107 +0.002	1'41.776 1'41.784	18	0.008
19	34 L. BALDASSARRI	ITA	Yamaha YZF R1	25.322	15.107 +0.061	30.427	31.148	1'42.004 1'42.065	19	0.061
20	61 F. ALT	GER	Honda CBR1000 RR-R	25.312	15.040	30.608	31.339	1'42.299 1'42.299	20	
21	35 H. SYHRIN	MAS	Honda CBR1000 RR-R	25.419	15.015	30.596	31.365	1'42.395 1'42.395	21	
22	36 L. MERCADO	ARG	Honda CBR1000 RR-R	25.577 +0.030	15.073	30.706	31.571	1'42.927 1'42.957	22	0.030
23	52 O. KONIG	CZE	Kawasaki ZX-10RR	25.675 +0.053	15.088	30.719 +0.057	31.471	1'42.953 1'43.063	23	0.110
24	16 G. RUIJ	ITA	BMW M1000 RR	25.810	15.186 +0.071	30.995 +0.172	31.655	1'43.646 1'43.889	24	0.243
Overall Ideal Time				24.855	14.465	29.761	30.441	1'39.522		

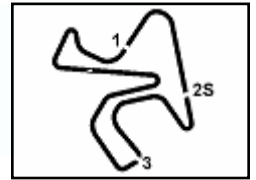
28/10/2023

These data/results cannot be reproduced, stored and/or transmitted in whole or in part by any manner of electronic, mechanical, photocopying, recording, broadcasting or otherwise now known or herein after developed without the previous express consent by the copyright owner, except for reproduction in daily press and regular printed publications on sale to the public within 60 days of the event related to those data/results and always provided that copyright symbol appears together as follows below.

© DORNA WSBK ORGANIZATION Srl 2023

FIGR PERUGIA TIMING





Prometeon Spanish Round, 27 - 29 October 2023

Chronological Analysis Free Practice 3rd Session

Jerez 4.423 m

1 / 4

1° 1 A. BAUTISTA [1'39.638]							
Lap	Seg1	Seg2	Seg3	Seg4	Lap Time	km/h	Local Time
1							9:00'14.928
2	33.797	15.672	32.964	32.761	1'55.194P	271,3	9:02'10.122
3	25.867	14.875	30.691	31.261	1'42.694	276,1	9:03'52.816
4	25.537	14.802	30.454	30.970	1'41.763	280,3	9:05'34.579
5	25.325	14.924	30.438	30.912	1'41.599	277,5	9:07'16.178
6	25.544	14.762	30.646	31.080	1'42.032	279,6	9:08'58.210
7	25.334	14.697	31.110	31.155	1'42.296	279,6	9:10'40.506
8	25.293	14.760	30.441	30.904	1'41.398	278,9	9:12'21.904
9	25.309	14.690	30.215	30.953	1'41.167	278,2	9:14'03.071
10	25.098	14.757	30.202	5'11.816	6'21.873P	279,6	9:20'24.944
11	30.962	14.788	30.250	30.581	1'46.581P	281,7	9:22'11.525
12	25.005	14.465	29.976	30.858	1'40.304	284,7	9:23'51.829
13	24.855	14.517	29.825	30.441	1'39.638	282,5	9:25'31.467
14	24.979	14.540	30.083	30.588	1'40.190	282,5	9:27'11.657
15	25.099	14.833	30.049	30.633	1'40.614	281,0	9:28'52.271
16	25.043	14.565	30.014	30.643	1'40.265	281,0	9:30'32.536

2° 77 D. AEGERTER [1'39.871]							
Lap	Seg1	Seg2	Seg3	Seg4	Lap Time	km/h	Local Time
1							9:01'42.440
2	35.678	17.451	34.301	35.382	2'02.812P	220,3	9:03'45.252
3	26.035	14.998	30.787	31.453	1'43.273	270,0	9:05'28.525
4	25.518	14.958	30.589	31.093	1'42.158	270,7	9:07'10.683
5	25.372	14.890	30.612	31.279	1'42.153	268,7	9:08'52.836
6	25.365	14.815	30.242	31.106	1'41.528	272,7	9:10'34.364
7	25.396	14.972	30.295	31.168	1'41.831	270,7	9:12'16.195
8	25.228	14.820	30.264	31.099	1'41.411	270,7	9:13'57.606
9	28.165	17.308	30.805	31.160	1'47.438	216,9	9:15'45.044
10	25.274	14.892	30.361	4'31.689	5'42.216P	270,0	9:21'27.260
11	35.109	15.408	31.199	31.239	1'52.955P	266,1	9:23'20.215
12	24.984	14.603	29.761	30.523	1'39.871	272,7	9:25'00.086
13	24.899	14.702	29.858	30.575	1'40.034	272,0	9:26'40.120
14	24.992	14.674	30.325	30.929	1'40.920	274,7	9:28'21.040
15	25.131	14.717	29.969	30.684	1'40.501	274,7	9:30'01.541

3° 45 S. REDDING [1'40.093]							
Lap	Seg1	Seg2	Seg3	Seg4	Lap Time	km/h	Local Time
1							9:05'58.323
2	34.519	16.224	31.512	31.582	1'53.837P	256,2	9:07'52.160
3	25.401	14.928	30.496	30.935	1'41.760	272,7	9:09'33.920
4	28.743	15.067	31.247	31.940	1'46.997	272,0	9:11'20.917
5	25.266	14.930	30.349	30.987	1'41.532	272,0	9:13'02.449
6	25.486	14.943	30.719	33.231	1'44.379	272,7	9:14'46.828
7	29.110	15.200	30.914	31.161	1'46.385	271,3	9:16'33.213
8	25.346	14.951	30.303	31.267	1'41.867	271,3	9:18'15.080
9	25.412	15.018	31.181	5'24.047	6'35.658P	271,3	9:24'50.738
10	36.438	16.077	31.657	33.018	1'57.190P	263,5	9:26'47.928
11	25.081	14.713	29.857	30.442	1'40.093	273,4	9:28'28.021
12	26.606	15.717	32.115	31.569	1'46.007	259,2	9:30'14.028

4° 47 A. BASSANI [1'40.231]							
Lap	Seg1	Seg2	Seg3	Seg4	Lap Time	km/h	Local Time
1							9:00'48.845
2	32.748	15.306	31.334	31.400	1'50.788P	271,3	9:02'39.633
3	25.452	14.863	30.409	30.900	1'41.624	272,7	9:04'21.257
4	25.314	14.816	30.298	30.927	1'41.355	273,4	9:06'02.612
5	25.424	14.796	30.326	30.888	1'41.434	273,4	9:07'44.046
6	25.233	14.834	30.407	30.917	1'41.391	271,3	9:09'25.437
7	26.965	15.563	32.584	6'33.101	7'48.213P	264,8	9:17'13.650
8	32.038	15.313	31.639	31.349	1'50.339P	269,3	9:19'03.989

9	25.063	14.636	29.892	30.640	1'40.231	272,7	9:20'44.220
10	25.091	14.771	30.216	30.769	1'40.847	274,0	9:22'25.067
11	25.094	14.742	30.318	30.735	1'40.889	274,0	9:24'05.956
12	25.159	14.767	33.320	31.719	1'44.965	274,0	9:25'50.921
13	25.447	14.909	32.061	31.392	1'43.809	274,0	9:27'34.730
14	25.450	15.033	30.669	31.169	1'42.321	272,0	9:29'17.051
15	25.423	15.390	33.184	32.492	1'46.489	269,3	9:31'03.540

5° 71 I. LECUONA [1'40.267]							
Lap	Seg1	Seg2	Seg3	Seg4	Lap Time	km/h	Local Time
1							9:00'10.193
2	37.049	16.204	33.597	32.890	1'59.740P	251,5	9:02'09.933
3	26.000	15.236	30.990	31.384	1'43.610	274,7	9:03'53.543
4	25.452	14.876	30.491	31.136	1'41.955	274,7	9:05'35.498
5	25.262	14.911	30.637	31.149	1'41.959	274,0	9:07'17.457
6	25.621	14.920	30.445	31.137	1'42.123	278,2	9:08'59.580
7	25.271	15.027	30.400	31.023	1'41.721	269,3	9:10'41.301
8	25.202	14.915	30.271	30.931	1'41.319	274,0	9:12'22.620
9	25.215	14.950	35.175	6'51.503	8'06.843P	272,0	9:20'29.463
10	33.255	15.086	32.054	31.144	1'51.539P	272,0	9:22'21.002
11	24.966	14.850	29.933	30.713	1'40.462	271,3	9:24'01.464
12	25.005	14.716	29.865	30.681	1'40.267	274,7	9:25'41.731
13	25.108	15.353	31.388	31.281	1'43.130	262,9	9:27'24.861
14	25.051	14.866	30.040	30.858	1'40.815	270,7	9:29'05.676
15	25.180	14.872	30.139	30.996	1'41.187	273,4	9:30'46.863

6° 65 J. REA [1'40.332]							
Lap	Seg1	Seg2	Seg3	Seg4	Lap Time	km/h	Local Time
1							9:00'22.912
2	32.902	15.281	32.424	32.415	1'53.022P	269,3	9:02'15.934
3	26.095	15.199	30.912	31.431	1'43.637	272,7	9:03'59.571
4	25.451	15.054	30.556	31.295	1'42.356	270,7	9:05'41.927
5	25.478	15.175	31.394	3'17.035	4'29.082P	263,5	9:10'11.009
6	30.374	14.945	30.732	31.343	1'47.394P	271,3	9:11'58.403
7	25.242	14.820	30.303	31.063	1'41.428	272,7	9:13'39.831
8	25.300	14.877	30.259	31.045	1'41.481	269,3	9:15'21.312
9	25.204	14.797	30.210	30.897	1'41.108	272,0	9:17'02.420
10	25.203	14.949	30.288	31.020	1'41.460	272,0	9:18'43.880
11	25.215	14.874	30.155	30.853	1'41.097	270,0	9:20'24.977
12	25.279	15.111	30.261	31.019	1'41.670	266,7	9:22'06.647
13	26.710	14.937	30.893	3'11.317	4'23.857P	272,7	9:26'30.504
14	31.056	15.489	31.056	32.353	1'49.954P	261,0	9:28'20.458
15	24.955	14.770	29.927	30.680	1'40.332	270,7	9:30'00.790

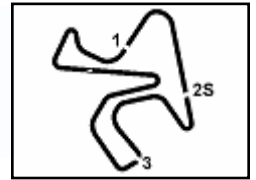
7° 31 G. GERLOFF [1'40.332]							
Lap	Seg1	Seg2	Seg3	Seg4	Lap Time	km/h	Local Time
1							9:00'53.006
2	33.617	16.635	33.605	34.478	1'58.335P	270,7	9:02'51.341
3	25.963	15.284	31.089	31.514	1'43.850	274,0	9:04'35.191
4	25.862	15.190	31.790	6'08.576	7'21.418P	265,4	9:11'56.609
5	30.392	15.320	31.037	31.865	1'48.614P	274,7	9:13'45.223
6	25.830	15.051	30.961	31.186	1'43.028	274,0	9:15'28.251
7	25.312	15.007	30.298	31.571	1'42.188	274,7	9:17'10.439
8	25.238	15.052	30.334	31.086	1'41.710	274,0	9:18'52.149
9	25.333	15.007	30.328	31.234	1'41.902	274,0	9:20'34.051
10	25.779	15.222	30.973	3'08.049	4'20.023P	274,7	9:24'54.074
11	33.836	16.226	31.455	31.706	1'53.223P	256,2	9:26'47.297
12	24.944	14.810	30.002	30.576	1'40.332	276,8	9:28'27.629
13	27.883	15.813	31.088	31.144	1'45.928	272,7	9:30'13.557

8° 5 P. OETTL [1'40.517]							
Lap	Seg1	Seg2	Seg3	Seg4	Lap Time	km/h	Local Time

28/10/2023 P = Pits In/Out - C = Lap Time Cancelled

These data/results cannot be reproduced, stored and/or transmitted in whole or in part by any manner of electronic, mechanical, photocopying, recording, broadcasting or otherwise now known or herein after developed without the previous express consent by the copyright owner, except for reproduction in daily press and regular printed publications on sale to the public within 60 days of the event related to those data/results and always provided that copyright symbol appears together as follows below.

© DORNA WSBK ORGANIZATION Srl 2023



Jerez 4.423 m

Prometeon Spanish Round, 27 - 29 October 2023

Chronological Analysis Free Practice 3rd Session

2 / 4

Lap	Seg.1	Seg.2	Seg.3	Seg.4	Lap Time	km/h	Local Time
1							9:00'28.028
2	32.151	16.011	31.564	32.511	1'52.237P	273,4	9:02'20.265
3	25.759	15.020	30.491	31.316	1'42.586	272,7	9:04'02.851
4	30.929	14.871	31.109	32.586	1'49.495	277,5	9:05'52.346
5	25.142	14.905	30.676	31.461	1'42.184	277,5	9:07'34.530
6	27.377	15.013	30.708	31.689	1'44.787	276,1	9:09'19.317
7	25.251	14.864	30.194	31.042	1'41.351	274,0	9:11'00.668
8	25.392	14.991	30.737	31.904	1'43.024	273,4	9:12'43.692
9	25.280	14.849	31.989	31.288	1'43.406	274,7	9:14'27.098
10	25.085	14.917	30.062	31.123	1'41.187	272,7	9:16'08.285
11	26.742	15.132	30.564	4'02.342	5'14.780P	267,4	9:21'23.065
12	30.243	14.868	30.394	30.819	1'46.324P	272,7	9:23'09.389
13	24.955	14.811	30.014	30.737	1'40.517	271,3	9:24'49.906
14	25.015	14.908	30.055	30.925	1'40.903	273,4	9:26'30.809
15	25.023	14.890	30.019	31.062	1'40.968	273,4	9:28'11.777
16	25.126	14.894	30.163	31.037	1'41.220	273,4	9:29'52.997
17	25.196	14.963	30.281	31.025	1'41.465	272,0	9:31'34.462

Lap	Seg.1	Seg.2	Seg.3	Seg.4	Lap Time	km/h	Local Time
6	32.695	15.300	31.731	33.877	1'53.603P	268,0	9:13'40.994
7	25.594	15.017	30.874	31.294	1'42.779	268,0	9:15'23.773
8	25.530	15.026	30.611	31.365	1'42.532	270,7	9:17'06.305
9	25.394	15.007	31.535	31.504	1'43.440	269,3	9:18'49.745
10	25.309	15.063	30.756	31.750	1'42.878	268,7	9:20'32.623
11	25.321	14.972	30.440	31.421	1'42.154	271,3	9:22'14.777
12	28.520	15.261	32.863	2'58.713	4'15.357P	268,0	9:26'30.134
13	31.239	15.462	30.921	33.741	1'51.363P	265,4	9:28'21.497
14	25.223	14.811	29.982	30.825	1'40.841	271,3	9:30'02.338

12° 97 X. VIERGE [1'40.864]							
Lap	Seg.1	Seg.2	Seg.3	Seg.4	Lap Time	km/h	Local Time
1							9:00'24.468
2	33.720	15.853	33.492	33.335	1'56.400P	268,0	9:02'20.868
3	25.867	15.044	30.942	31.613	1'43.466	276,1	9:04'04.334
4	29.030	15.192	31.056	31.533	1'46.811	272,7	9:05'51.145
5	25.703	15.050	31.059	31.481	1'43.293	274,7	9:07'34.438
6	25.720	15.179	30.898	31.425	1'43.222	276,8	9:09'17.660
7	25.649	15.088	30.804	31.290	1'42.831	272,0	9:11'00.491
8	25.349	14.978	30.828	31.240	1'42.395	272,7	9:12'42.886
9	25.653	15.239	32.894	6'32.486	7'46.272P	266,1	9:20'29.158
10	33.809	15.144	32.133	31.145	1'52.231P	271,3	9:22'21.389
11	25.189	14.753	30.211	30.840	1'40.993	276,8	9:24'02.382
12	25.066	14.770	30.164	30.876	1'40.876	277,5	9:25'43.258
13	25.136	14.862	30.898	31.096	1'41.992	272,7	9:27'25.250
14	25.035	14.875	30.172	30.782	1'40.864	274,0	9:29'06.114
15	25.081	14.751	30.325	30.825	1'40.982	278,9	9:30'47.096

13° 22 A. LOWES [1'40.925]							
Lap	Seg.1	Seg.2	Seg.3	Seg.4	Lap Time	km/h	Local Time
1							9:00'45.406
2	31.627	16.503	32.343	31.694	1'52.167P	259,8	9:02'37.573
3	25.523	14.781	30.420	31.141	1'41.865	273,4	9:04'19.438
4	25.722	14.852	30.625	31.451	1'42.650	268,0	9:06'02.088
5	25.481	14.952	31.302	32.763	1'44.498	271,3	9:07'46.586
6	27.391	17.940	31.857	31.413	1'48.601	165,4	9:09'35.187
7	25.481	15.023	30.352	31.327	1'42.183	271,3	9:11'17.370
8	25.553	14.979	30.263	31.429	1'42.224	272,7	9:12'59.594
9	25.637	14.957	36.727	6'01.758	7'19.079P	272,7	9:20'18.673
10	32.690	15.102	30.323	30.963	1'49.078P	269,3	9:22'07.751
11	25.169	14.847	30.037	30.872	1'40.925	273,4	9:23'48.676
12	25.259	14.872	30.037	31.072	1'41.240	270,0	9:25'29.916
13	25.049	14.873	29.977	31.037	1'40.936	273,4	9:27'10.852
14	25.680	15.732	30.281	31.013	1'42.706	274,7	9:28'53.558
15	25.214	14.816	30.048	30.899	1'40.977	273,4	9:30'34.535

14° 55 A. LOCATELLI [1'41.055]							
Lap	Seg.1	Seg.2	Seg.3	Seg.4	Lap Time	km/h	Local Time
1							9:02'25.146
2	35.729	16.193	32.643	32.843	1'57.408P	214,3	9:04'22.554
3	25.570	14.805	30.519	31.227	1'42.121	272,7	9:06'04.675
4	25.322	14.752	30.238	30.925	1'41.237	273,4	9:07'45.912
5	25.176	14.795	30.352	31.509	1'41.832	271,3	9:09'27.744
6	26.171	14.885	30.677	31.082	1'42.815	270,7	9:11'10.559
7	25.219	14.885	30.236	31.084	1'41.424	270,7	9:12'51.983
8	25.110	14.853	30.193	31.025	1'41.181	270,0	9:14'33.164
9	25.899	15.016	30.408	31.251	1'42.574	268,0	9:16'15.738
10	25.175	14.783	30.164	30.933	1'41.055	272,0	9:17'56.793
11	25.854	15.123	31.041	4'41.025	5'53.043P	268,7	9:23'49.836
12	34.886	17.308	35.609	33.042	2'00.845P	171,3	9:25'50.681
13	25.236	15.295	31.156	32.163	1'43.850C	250,9	9:27'34.531

9° 21 M. RINALDI [1'40.618]							
Lap	Seg.1	Seg.2	Seg.3	Seg.4	Lap Time	km/h	Local Time
1							9:01'07.093
2	32.618	16.585	33.326	33.766	1'56.295P	262,9	9:03'03.388
3	26.466	15.246	31.232	31.870	1'44.814	270,7	9:04'48.202
4	25.674	15.017	30.747	31.540	1'42.978	274,0	9:06'31.180
5	25.500	14.898	30.509	31.165	1'42.072	274,0	9:08'13.252
6	25.267	14.857	30.465	31.097	1'41.686	274,0	9:09'54.938
7	25.360	14.892	31.526	4'36.003	5'47.781P	275,4	9:15'42.719
8	30.838	15.052	31.305	36.005	1'53.200P	276,1	9:17'35.919
9	25.238	14.823	30.153	30.916	1'41.130	274,7	9:19'17.049
10	25.111	14.757	30.573	31.109	1'41.550	277,5	9:20'58.599
11	25.017	14.763	30.054	30.784	1'40.618	275,4	9:22'39.217
12	29.070	15.023	31.635	31.630	1'47.358	270,0	9:24'26.575
13	25.110	14.786	29.992	30.852	1'40.740	274,7	9:26'07.315
14	27.922	15.592	30.973	32.615	1'47.102	266,7	9:27'54.417
15	25.306	14.865	30.251	31.093	1'41.515	274,7	9:29'35.932
16	25.373	14.946	30.451	31.328	1'42.098	275,4	9:31'18.030

10° 54 T. RAZGATLIOGLU [1'40.663]							
Lap	Seg.1	Seg.2	Seg.3	Seg.4	Lap Time	km/h	Local Time
1							9:00'44.742
2	32.009	16.134	31.556	32.094	1'51.793P	259,2	9:02'36.535
3	25.521	14.950	30.620	31.441	1'42.532	269,3	9:04'19.067
4	25.240	15.050	31.581	32.446	1'44.317	266,1	9:06'03.384
5	25.064	14.747	30.087	30.954	1'40.852	274,0	9:07'44.236
6	25.624	14.892	30.326	30.896	1'41.738	270,7	9:09'25.974
7	25.108	14.864	30.084	31.057	1'41.113	271,3	9:11'07.087
8	27.290	15.973	31.074	31.016	1'45.353	233,9	9:12'52.440
9	25.121	14.790	30.108	30.804	1'40.823	271,3	9:14'33.263
10	25.556	14.973	30.321	30.993	1'41.843	268,7	9:16'15.106
11	25.128	14.905	30.147	30.924	1'41.104	269,3	9:17'56.210
12	25.891	15.089	30.372	4'50.393	6'01.745P	268,7	9:23'57.955
13	34.353	14.876	30.930	31.840	1'51.999P	272,0	9:25'49.954
14	27.733	14.853	30.360	31.067	1'44.013	273,4	9:27'33.967
15	25.799	17.904	31.129	31.117	1'45.949	263,5	9:29'19.916
16	25.037	14.857	30.004	30.765	1'40.663	270,7	9:31'00.579

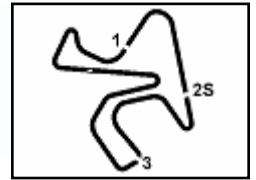
11° 87 R. GARDNER [1'40.841]							
Lap	Seg.1	Seg.2	Seg.3	Seg.4	Lap Time	km/h	Local Time
1							9:00'26.372
2	33.734	16.073	33.063	32.543	1'55.413P	265,4	9:02'21.785
3	26.286	15.260	31.092	31.746	1'44.384	270,0	9:04'06.169
4	25.669	15.101	30.761	32.050	1'43.581	268,0	9:05'49.750
5	27.691	15.251	32.123	4'42.576	5'57.641P	274,0	9:11'47.391

28/10/2023

P = Pits In/Out - C = Lap Time Cancelled

These data/results cannot be reproduced, stored and/or transmitted in whole or in part by any manner of electronic, mechanical, photocopying, recording, broadcasting or otherwise now known or herein after developed without the previous express consent by the copyright owner, except for reproduction in daily press and regular printed publications on sale to the public within 60 days of the event related to those data/results and always provided that copyright symbol appears together as follows below.

© DORNA WSBK ORGANIZATION Srl 2023



Jerez 4.423 m

Prometeon Spanish Round, 27 - 29 October 2023

Chronological Analysis Free Practice 3rd Session

3 / 4

15° 53 T. RABAT [1'41.415]							
Lap	Seg.1	Seg.2	Seg.3	Seg.4	Lap Time	km/h	Local Time
1					9:00'05.404		
2	34.152	16.148	32.884	33.876	1'57.060P	268,0	9:02'02.464
3	26.857	15.599	32.052	32.358	1'46.866	269,3	9:03'49.330
4	26.134	15.286	31.220	31.812	1'44.452	269,3	9:05'33.782
5	25.945	15.218	30.997	31.319	1'43.479	266,7	9:07'17.261
6	25.747	14.967	31.109	31.379	1'43.202	274,7	9:09'00.463
7	25.722	15.045	30.758	31.301	1'42.826	274,7	9:10'43.289
8	25.608	15.072	30.747	31.304	1'42.731	274,0	9:12'26.020
9	26.719	15.735	31.023	32'28.248	4'41.725P	268,0	9:17'07.745
10	30.923	15.074	31.314	31.965	1'49.276P	277,5	9:18'57.021
11	25.521	14.930	30.375	31.328	1'42.154	275,4	9:20'39.175
12	25.360	14.891	31.755	31.459	1'43.465	276,8	9:22'22.640
13	25.352	14.869	30.276	31.168	1'41.665	276,8	9:24'04.305
14	25.143	14.760	30.504	31.008	1'41.415	276,8	9:25'45.720
15	25.260	14.862	30.561	31.178	1'41.861	274,7	9:27'27.581

16° 9 D. PETRUCCI [1'41.484]							
Lap	Seg.1	Seg.2	Seg.3	Seg.4	Lap Time	km/h	Local Time
1					9:02'34.892		
2	32.884	15.360	31.374	31.729	1'51.347P	272,0	9:04'26.239
3	25.498	14.968	30.621	31.452	1'42.539	270,7	9:06'08.778
4	25.479	14.904	30.497	31.366	1'42.246	274,0	9:07'51.024
5	25.473	14.906	30.376	31.290	1'42.045	272,7	9:09'33.069
6	30.006	15.501	31.038	32.497	1'49.042	273,4	9:11'22.111
7	25.181	14.866	30.279	31.158	1'41.484	274,7	9:13'03.595
8	25.628	15.043	31.963	7'41.746	8'54.380P	273,4	9:21'57.975
9	36.368	15.155	31.200	31.749	1'54.472P	269,3	9:23'52.447
10	25.367	14.953	30.361	31.235	1'41.916	272,0	9:25'34.363
11	25.287	14.857	30.314	31.209	1'41.667	273,4	9:27'16.030
12	25.296	14.865	30.243	31.246	1'41.650	274,0	9:28'57.680
13	30.651	17.579	32.662	33.425	1'54.317	186,4	9:30'51.997

17° 76 L. BAZ [1'41.765]							
Lap	Seg.1	Seg.2	Seg.3	Seg.4	Lap Time	km/h	Local Time
1					9:01'50.715		
2	32.917	15.447	31.647	32.873	1'52.884P	270,0	9:03'43.599
3	25.800	15.181	30.716	31.562	1'43.259	269,3	9:05'26.858
4	25.461	15.215	30.674	31.598	1'42.948	265,4	9:07'09.806
5	27.093	15.049	30.672	31.467	1'44.281	270,7	9:08'54.087
6	25.380	14.951	30.387	31.344	1'42.062	270,0	9:10'36.149
7	26.767	15.526	34.352	5'14.183	6'30.828P	264,8	9:17'06.977
8	30.821	15.165	31.322	31.525	1'48.833P	269,3	9:18'55.810
9	27.728	14.926	30.519	31.496	1'44.669	272,0	9:20'40.479
10	25.696	14.987	34.811	3'24.634	4'40.128P	270,0	9:25'20.607
11	31.119	15.619	31.470	37.600	1'55.808P	258,6	9:27'16.415
12	27.342	14.983	30.495	32.032	1'44.852	270,7	9:29'01.267
13	25.239	14.780	30.620	31.126	1'41.765	272,7	9:30'43.032

18° 60 M. VAN DER MARK [1'41.784]							
Lap	Seg.1	Seg.2	Seg.3	Seg.4	Lap Time	km/h	Local Time
1					9:03'48.692		
2	32.282	16.538	35.254	31.772	1'55.846P	208,2	9:05'44.538
3	25.637	14.971	30.876	31.270	1'42.754	272,7	9:07'27.292
4	25.633	14.962	30.843	31.401	1'42.839	270,7	9:09'10.131
5	25.622	15.045	30.773	31.693	1'43.133	271,3	9:10'53.264
6	26.619	15.383	31.171	7'05.312	8'18.485P	268,7	9:19'11.749
7	31.331	15.030	30.407	31.215	1'47.983P	274,7	9:20'59.732
8	25.614	15.271	30.466	31.107	1'42.458	272,7	9:22'42.190
9	25.712	14.998	30.335	31.248	1'42.293	269,3	9:24'24.483
10	25.780	16.143	30.789	31.362	1'44.074	228,1	9:26'08.557
11	25.462	15.136	30.571	31.295	1'42.464	266,1	9:27'51.021

12	25.414	14.920	30.341	31.109	1'41.784	273,4	9:29'32.805
13	25.524	14.922	30.339	31.163	1'41.948	272,7	9:31'14.753

19° 34 L. BALDASSARRI [1'42.065]							
Lap	Seg.1	Seg.2	Seg.3	Seg.4	Lap Time	km/h	Local Time
1					9:00'19.722		
2	33.517	16.004	33.432	33.091	1'56.044P	262,3	9:02'15.766
3	26.084	15.283	31.367	31.424	1'44.158	266,7	9:03'59.924
4	25.699	15.684	30.912	31.456	1'43.751	264,8	9:05'43.675
5	25.655	15.254	30.746	31.475	1'43.130	264,2	9:07'26.805
6	25.597	15.254	30.724	31.409	1'42.984	264,2	9:09'09.789
7	25.502	15.107	30.595	31.456	1'42.660	266,7	9:10'52.449
8	27.678	15.766	31.207	32.165	1'46.816	262,9	9:12'39.265
9	25.517	15.246	31.064	36.305	1'48.132	265,4	9:14'27.397
10	25.529	15.997	32.656	5'30.029	6'44.211P	252,1	9:21'11.608
11	33.386	15.801	31.336	31.596	1'52.119P	262,9	9:23'03.727
12	25.470	15.630	31.340	2'29.202	3'41.642P	260,4	9:26'45.369
13	30.988	15.303	30.799	31.452	1'48.542P	266,1	9:28'33.911
14	25.322	15.168	30.427	31.148	1'42.065	267,4	9:30'15.976

20° 61 F. ALT [1'42.299]							
Lap	Seg.1	Seg.2	Seg.3	Seg.4	Lap Time	km/h	Local Time
1					9:00'27.861		
2	33.101	15.777	32.648	32.780	1'54.306P	266,7	9:02'22.167
3	26.280	15.146	31.165	31.712	1'44.303	270,7	9:04'06.470
4	25.968	15.191	31.015	31.541	1'43.715	269,3	9:05'50.185
5	26.137	15.296	30.893	31.642	1'43.968	270,0	9:07'34.153
6	25.855	15.312	31.216	31.566	1'43.949	267,4	9:09'18.102
7	29.600	15.444	34.356	5'01.635	6'21.035P	266,1	9:15'39.137
8	33.802	15.532	31.322	31.978	1'52.634P	264,8	9:17'31.771
9	25.887	15.317	31.003	31.616	1'43.823	265,4	9:19'15.594
10	25.754	15.282	31.082	31.561	1'43.679	266,7	9:20'59.273
11	25.912	15.442	32.682	4'00.830	5'14.866P	264,8	9:26'14.139
12	31.786	15.526	30.989	31.643	1'49.944P	266,1	9:28'04.083
13	25.312	15.040	30.608	31.339	1'42.299	269,3	9:29'46.382
14	25.535	15.056	30.622	31.441	1'42.654	268,7	9:31'29.036

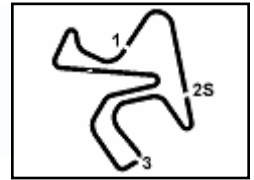
21° 35 H. SYAHRIN [1'42.395]							
Lap	Seg.1	Seg.2	Seg.3	Seg.4	Lap Time	km/h	Local Time
1					9:05'58.892		
2	37.908	16.047	33.517	33.712	2'01.184P	263,5	9:08'00.076
3	27.117	15.666	32.210	32.600	1'47.593	264,8	9:09'47.669
4	26.342	15.491	31.492	32.369	1'45.694	265,4	9:11'33.363
5	25.966	15.292	31.457	32.091	1'44.806	264,2	9:13'18.169
6	25.962	15.331	31.177	31.913	1'44.383	263,5	9:15'02.552
7	25.828	15.323	31.041	31.681	1'43.873	264,2	9:16'46.425
8	28.351	16.333	33.397	5'43.718	7'01.799P	245,3	9:23'48.224
9	35.317	17.779	34.595	31.848	1'59.539P	186,1	9:25'47.763
10	25.522	15.067	30.696	31.440	1'42.725	269,3	9:27'30.488
11	30.994	15.744	31.389	31.977	1'50.104	259,2	9:29'20.592
12	25.419	15.015	30.596	31.365	1'42.395	267,4	9:31'02.987

22° 36 L. MERCADO [1'42.957]							
Lap	Seg.1	Seg.2	Seg.3	Seg.4	Lap Time	km/h	Local Time
1					9:00'13.365		
2	37.689	16.816	35.565	33.340	2'03.410P	259,8	9:02'16.775
3	26.619	15.273	31.576	32.085	1'45.553	270,0	9:04'02.328
4	26.115	15.251	31.494	32.067	1'44.927	268,0	9:05'47.255
5	25.945	15.234	31.029	32.060	1'44.268	268,7	9:07'31.523
6	29.616	15.284	31.373	32.042	1'48.315	272,0	9:09'19.838
7	25.887	15.159	30.964	31.862	1'43.872	268,7	9:11'03.710
8	26.286	16.257	31.352	9'15.111	10'29.006P	264,8	9:21'32.716

28/10/2023 P = Pits In/Out - C = Lap Time Cancelled

These data/results cannot be reproduced, stored and/or transmitted in whole or in part by any manner of electronic, mechanical, photocopying, recording, broadcasting or otherwise now known or herein after developed without the previous express consent by the copyright owner, except for reproduction in daily press and regular printed publications on sale to the public within 60 days of the event related to those data/results and always provided that copyright symbol appears together as follows below.

© DORNA WSBK ORGANIZATION Srl 2023



Prometeon Spanish Round, 27 - 29 October 2023

Chronological Analysis Free Practice 3rd Session

9	34.336	15.490	31.277	31.809	1'52.912P	268,7	9:23'25.628
10	25.607	15.073	30.706	31.571	1'42.957	266,7	9:25'08.585
11	25.646	15.130	30.725	31.669	1'43.170	269,3	9:26'51.755
12	25.654	15.133	30.790	31.594	1'43.171	271,3	9:28'34.926
13	25.577	15.144	30.853	31.624	1'43.198	268,7	9:30'18.124

23° 52 O. KONIG [1'43.063]							
Lap	Seg.1	Seg.2	Seg.3	Seg.4	Lap Time	km/h	Local Time
1							9:00'31.925
2	34.180	16.671	34.454	34.634	1'59.939P	259,8	9:02'31.864
3	27.096	16.065	33.492	32.532	1'49.185	263,5	9:04'21.049
4	28.436	15.663	31.620	32.397	1'48.116	265,4	9:06'09.165
5	26.298	15.360	31.034	31.867	1'44.559	268,0	9:07'53.724
6	26.028	15.355	31.255	31.910	1'44.548	264,2	9:09'38.272
7	26.156	15.248	31.660	31.851	1'44.915	270,7	9:11'23.187
8	25.908	15.169	30.719	31.819	1'43.615	268,0	9:13'06.802
9	29.782	15.894	32.699	9'08.187	10'26.562P	261,7	9:23'33.364
10	33.843	16.639	32.386	34.077	1'56.945P	245,3	9:25'30.309
11	25.728	15.088	30.776	31.471	1'43.063	266,1	9:27'13.372
12	28.571	15.182	30.785	31.831	1'46.369	271,3	9:28'59.741
13	25.675	15.179	30.857	31.882	1'43.593	265,4	9:30'43.334

24° 16 G. RUIJ [1'43.889]							
Lap	Seg.1	Seg.2	Seg.3	Seg.4	Lap Time	km/h	Local Time
1							9:03'50.110
2	34.852	16.537	34.355	33.812	1'59.556P	253,8	9:05'49.666
3	29.219	15.472	32.909	33.075	1'50.675	270,0	9:07'40.341
4	26.965	15.542	32.844	32.376	1'47.727	266,1	9:09'28.068
5	26.484	15.275	31.807	32.385	1'45.951	270,0	9:11'14.019
6	26.303	15.383	31.609	32.254	1'45.549	268,0	9:12'59.568
7	26.254	15.207	33.215	3'29.859	4'44.535P	272,7	9:17'44.103
8	32.730	15.526	31.983	32.150	1'52.389P	268,0	9:19'36.492
9	26.243	15.304	31.160	31.837	1'44.544	272,0	9:21'21.036
10	25.948	15.186	31.083	31.681	1'43.898	270,0	9:23'04.934
11	25.810	15.257	31.167	31.655	1'43.889	267,4	9:24'48.823
12	25.870	15.266	30.995	31.958	1'44.089	265,4	9:26'32.912
13	28.867	15.487	33.289	32.357	1'50.000	256,2	9:28'22.912
14	27.578	15.643	32.656	32.263	1'48.140	263,5	9:30'11.052

28/10/2023 P = Pits In/Out - C = Lap Time Cancelled

These data/results cannot be reproduced, stored and/or transmitted in whole or in part by any manner of electronic, mechanical, photocopying, recording, broadcasting or otherwise now known or herein after developed without the previous express consent by the copyright owner, except for reproduction in daily press and regular printed publications on sale to the public within 60 days of the event related to those data/results and always provided that copyright symbol appears together as follows below.

© DORNA WSBK ORGANIZATION Srl 2023



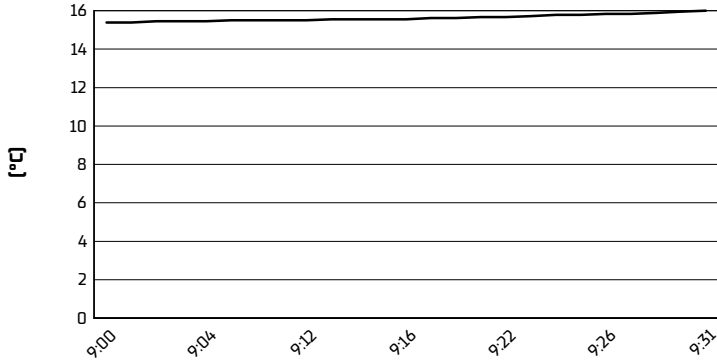
Jerez 4.423 m

Prometeon Spanish Round, 27 - 29 October 2023

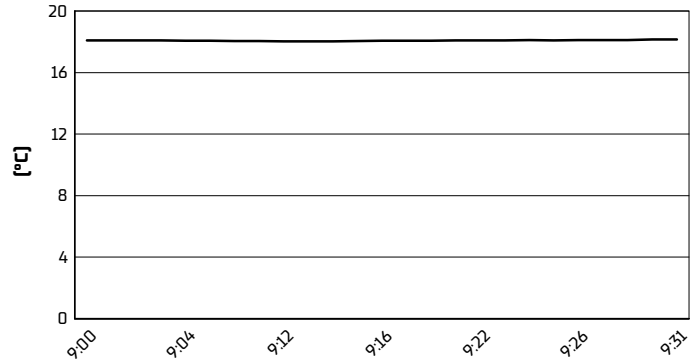
Weather Report Free Practice 3rd Session

Session started 09:00 - Session ended 9:32

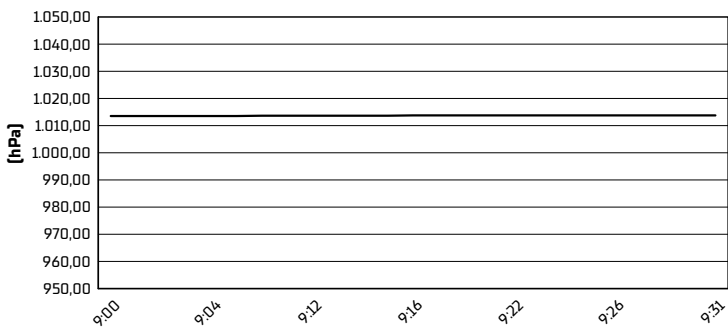
Air Temperature



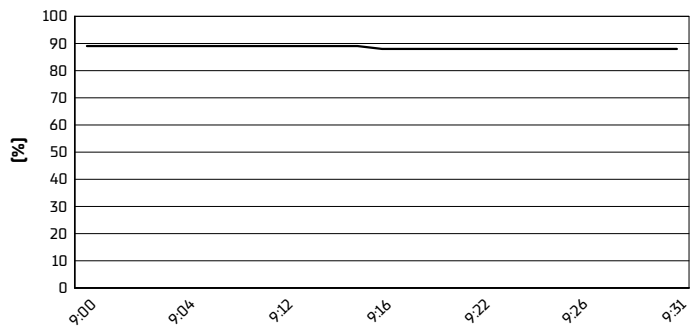
Track Temperature



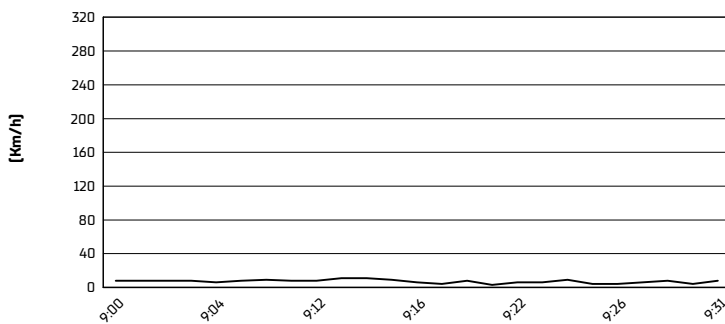
Air Pressure



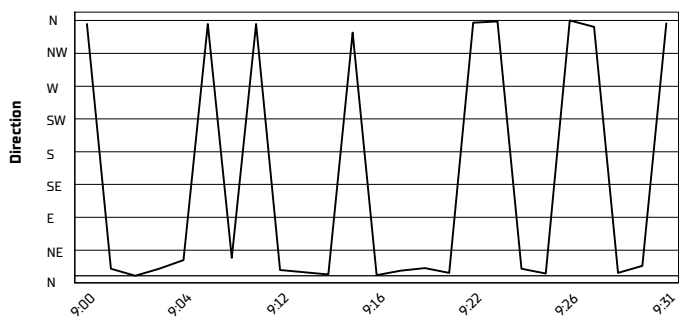
Humidity



Wind Speed



Wind Direction



28/10/2023

These data/results cannot be reproduced, stored and/or transmitted in whole or in part by any manner of electronic, mechanical, photocopying, recording, broadcasting or otherwise now known or herein after developed without the previous express consent by the copyright owner, except for reproduction in daily press and regular printed publications on sale to the public within 60 days of the event related to those data/results and always provided that copyright symbol appears together as follows below.

© DORNA WSBK ORGANIZATION Srl 2023