



## Prometeon Spanish Round, 27 - 29 October 2023

### Results Warm Up

1 / 2

No.	Rider	Nat	Team	Bike	Class	Time	Gap	Rel.	Laps	Speed	
										Avg	Max
1	54 T. RAZGATLIOGLU	TUR	Pata Yamaha Prometeon WorldSBK	Yamaha YZF R1		1'39.765			8	159,603	275,4
2	9 D. PETRUCCI	ITA	Barni Spark Racing Team	Ducati Panigale V4R	IND	1'39.890	0.125	0.125	9	159,403	277,5
3	77 D. AEGERTER	SUI	GYTR GRT Yamaha WorldSBK Team	Yamaha YZF R1	IND	1'40.195	0.430	0.305	9	158,918	272,0
4	87 R. GARDNER	AUS	GYTR GRT Yamaha WorldSBK Team	Yamaha YZF R1	IND	1'40.249	0.484	0.054	9	158,833	272,7
5	22 A. LOWES	GBR	Kawasaki Racing Team WorldSBK	Kawasaki ZX-10RR		1'40.263	0.498	0.014	9	158,810	275,4
6	65 J. REA	GBR	Kawasaki Racing Team WorldSBK	Kawasaki ZX-10RR		1'40.284	0.519	0.021	8	158,777	275,4
7	1 A. BAUTISTA	ESP	Aruba.it Racing - Ducati	Ducati Panigale V4R		1'40.351	0.586	0.067	9	158,671	281,7
8	21 M. RINALDI	ITA	Aruba.it Racing - Ducati	Ducati Panigale V4R		1'40.515	0.750	0.164	9	158,412	275,4
9	55 A. LOCATELLI	ITA	Pata Yamaha Prometeon WorldSBK	Yamaha YZF R1		1'40.544	0.779	0.029	9	158,366	272,7
10	45 S. REDDING	GBR	ROKIT BMW Motorrad WorldSBK Team	BMW M1000 RR		1'40.674	0.909	0.130	9	158,162	274,7
11	5 P. OETTL	GER	Team GoEleven	Ducati Panigale V4R	IND	1'40.675	0.910	0.001	9	158,160	276,8
12	60 M. VAN DER MARK	NED	ROKIT BMW Motorrad WorldSBK Team	BMW M1000 RR		1'40.963	1.198	0.288	9	157,709	274,7
13	47 A. BASSANI	ITA	Motocorsa Racing	Ducati Panigale V4R	IND	1'41.165	1.400	0.202	9	157,394	274,0
14	7 I. LECUONA	ESP	Team HRC	Honda CBR1000 RR-R		1'41.232	1.467	0.067	9	157,290	277,5
15	31 G. GERLOFF	USA	Bonovo Action BMW	BMW M1000 RR	IND	1'41.246	1.481	0.014	9	157,268	276,8
16	53 T. RABAT	ESP	Kawasaki Puccetti Racing	Kawasaki ZX-10RR	IND	1'41.419	1.654	0.173	9	157,000	277,5
17	34 L. BALDASSARRI	ITA	GMT94 Yamaha	Yamaha YZF R1	IND	1'41.535	1.770	0.116	9	156,821	268,0
18	97 X. VIERGE	ESP	Team HRC	Honda CBR1000 RR-R		1'41.738	1.973	0.203	9	156,508	281,0
19	35 H. SYHRIN	MAS	PETRONAS MIE Racing Honda Team	Honda CBR1000 RR-R	IND	1'42.219	2.454	0.481	9	155,771	267,4
20	16 G. RUIJU	ITA	Bmax Racing	BMW M1000 RR	IND	1'42.464	2.699	0.245	9	155,399	274,0
21	36 L. MERCADO	ARG	PETRONAS MIE Racing Honda Team	Honda CBR1000 RR-R	IND	1'42.694	2.929	0.230	7	155,051	270,0
22	52 O. KONIG	CZE	Orelac Racing MOVISIO	Kawasaki ZX-10RR	IND	1'42.776	3.011	0.082	9	154,927	274,0
23	61 F. ALT	GER	Holzhauser Racing Promotion	Honda CBR1000 RR-R	IND	1'42.791	3.026	0.015	8	154,905	272,7
----- Out 105% in this Session -----											
24	76 L. BAZ	FRA	Bonovo Action BMW	BMW M1000 RR	IND				2		266,7

Qualifying Lap Time [105% of 1'39.765]: 1'44.754

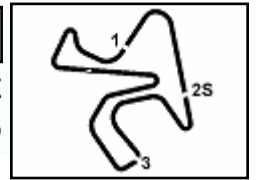
AIR	Humidity:	89%	Temp:	17°C
TRACK	Condition:	Dry	Temp:	19°C

Records	Pole	(SP)	2019 J.Rea	1'38.247	162,070	Km/h
	Race	(SPRC)	2019 A.Bautista	1'39.004	160,830	Km/h
	All Times	(SP)	2019 J.Rea	1'38.247	162,070	Km/h

Start 09:00 End 09:17 The results are provisional until the end of the time limit for protests and appeals and the completion of the technical checks.

These data/results cannot be reproduced, stored and/or transmitted in whole or in part by any manner of electronic, mechanical, photocopying, recording, broadcasting or otherwise now known or herein after developed without the previous express consent by the copyright owner, except for reproduction in daily press and regular printed publications on sale to the public within 60 days of the event related to those data/results and always provided that copyright symbol appears together as follows below.

© DORNA WSBK ORGANIZATION Srl 2023



## Prometeon Spanish Round, 27 - 29 October 2023

### Results Warm Up

#### Session Highlights

Local Time	No. Rider	Description
08.38.47		Patches of water at Pit Exit-6-9-13
09.00.00		Start
09.00.12		WorldSBK Pit Intervention Time: 56secs
09.17.07		End Of Session

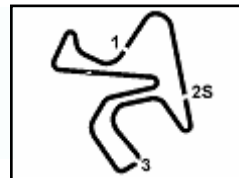
#### Fastest Laps Sequence

No.	Rider	Nat	Team	Bike	Local Time	Time	Gap	Avg
45	S. REDDING	GBR	ROKIT BMW Motorrad WorldSBK Team	BMW M1000 RR	09:03'32.673	<b>1'40.797</b>		157,969
22	A. LOWES	GBR	Kawasaki Racing Team WorldSBK	Kawasaki ZX-10RR	09:03'57.746	<b>1'40.444</b>	-0.353	158,524
9	D. PETRUCCI	ITA	Barni Spark Racing Team	Ducati Panigale V4R	09:05'18.199	<b>1'40.319</b>	-0.125	158,722
54	T. RAZGATLIOGLU	TUR	Pata Yamaha Prometeon WorldSBK	Yamaha YZF R1	09:06'47.684	<b>1'39.765</b>	-0.554	159,603

Start 09:00 End 09:17 The results are provisional until the end of the time limit for protests and appeals and the completion of the technical checks.

These data/results cannot be reproduced, stored and/or transmitted in whole or in part by any manner of electronic, mechanical, photocopying, recording, broadcasting or otherwise now known or herein after developed without the previous express consent by the copyright owner, except for reproduction in daily press and regular printed publications on sale to the public within 60 days of the event related to those data/results and always provided that copyright symbol appears together as follows below.

© DORNA WSBK ORGANIZATION Srl 2023



Jerez 4.423 m

## Prometeon Spanish Round, 27 - 29 October 2023

### Starting Grid - Tissot Superpole Race (10 Laps x 4,423 km = 44,230 km)

1	1	<b>BAUTISTA A.</b> Ducati 1'38.635	2	<b>77 AEGERTER D.</b> Yamaha 1'38.845	3	<b>22 LOWES A.</b> Kawasaki 1'38.905
2	4	<b>65 REA J.</b> Kawasaki 1'38.907	5	<b>87 GARDNER R.</b> Yamaha 1'38.961	6	<b>5 OETTL P.</b> Ducati 1'39.091
3	7	<b>54 RAZGATLIOGLU T.</b> Yamaha 1'39.151	8	<b>45 REDDING S.</b> BMW 1'39.164	9	<b>31 GERLOFF G.</b> BMW 1'39.190
4	10	<b>55 LOCATELLI A.</b> Yamaha 1'39.300	11	<b>21 RINALDI M.</b> Ducati 1'39.318	12	<b>9 PETRUCCI D.</b> Ducati 1'39.385
5	13	<b>60 VAN DER MARK M.</b> BMW 1'39.479	14	<b>7 LECUONA I.</b> Honda 1'39.748	15	<b>47 BASSANI A.</b> Ducati 1'39.774
6	16	<b>97 VIERGE X.</b> Honda 1'39.792	17	<b>53 RABAT T.</b> Kawasaki 1'40.227	18	<b>76 BAZ L.</b> BMW 1'40.387
7	19	<b>34 BALDASSARRI L.</b> Yamaha 1'40.418	20	<b>16 RUIU G.</b> BMW 1'41.127	21	<b>35 SYAHRIN H.</b> Honda 1'41.231
8	22	<b>36 MERCADO L.</b> Honda 1'41.487	23	<b>61 ALT F.</b> Honda 1'41.680	24	<b>52 KONIG D.</b> Kawasaki 1'42.014

29/10/2023 The Race Director .....

These data/results cannot be reproduced, stored and/or transmitted in whole or in part by any manner of electronic, mechanical, photocopying, recording, broadcasting or otherwise now known or herein after developed without the previous express consent by the copyright owner, except for reproduction in daily press and regular printed publications on sale to the public within 60 days of the event related to those data/results and always provided that copyright symbol appears together as follows below. © DORNA WSBK ORGANIZATION Srl 2023



## Prometeon Spanish Round, 27 - 29 October 2023

### Best Sectors & Speed Warm Up

BEST LAP			
1	54	T. RAZGATLIOGLU	Yamaha YZF R1 1'39.765
2	9	D. PETRUCCI	Ducati Panigale V4R 1'39.890
3	77	D. AEGERTER	Yamaha YZF R1 1'40.195
4	87	R. GARDNER	Yamaha YZF R1 1'40.249
5	22	A. LOWES	Kawasaki ZX-10RR 1'40.263
6	65	J. REA	Kawasaki ZX-10RR 1'40.284
7	1	A. BAUTISTA	Ducati Panigale V4R 1'40.351
8	21	M. RINALDI	Ducati Panigale V4R 1'40.515
9	55	A. LOCATELLI	Yamaha YZF R1 1'40.544
10	45	S. REDDING	BMW M1000 RR 1'40.674
11	5	P. OETTL	Ducati Panigale V4R 1'40.675
12	60	M. VAN DER MARK	BMW M1000 RR 1'40.963
13	47	A. BASSANI	Ducati Panigale V4R 1'41.165
14	7	I. LECUONA	Honda CBR1000 RR-R 1'41.232
15	31	G. GERLOFF	BMW M1000 RR 1'41.246
16	53	T. RABAT	Kawasaki ZX-10RR 1'41.419
17	34	L. BALDASSARRI	Yamaha YZF R1 1'41.535
18	97	X. VIERGE	Honda CBR1000 RR-R 1'41.738
19	35	H. SYHRIN	Honda CBR1000 RR-R 1'42.219
20	16	G. RUIJU	BMW M1000 RR 1'42.464
21	36	L. MERCADO	Honda CBR1000 RR-R 1'42.694
22	52	D. KONIG	Kawasaki ZX-10RR 1'42.776
23	61	F. ALT	Honda CBR1000 RR-R 1'42.791
24	76	L. BAZ	BMW M1000 RR

SPEED			
1	1	A. BAUTISTA	Ducati Panigale V4R 281,7
2	97	X. VIERGE	Honda CBR1000 RR-R 281,0
3	9	D. PETRUCCI	Ducati Panigale V4R 277,5
4	53	T. RABAT	Kawasaki ZX-10RR 277,5
5	7	I. LECUONA	Honda CBR1000 RR-R 277,5
6	31	G. GERLOFF	BMW M1000 RR 276,8
7	5	P. OETTL	Ducati Panigale V4R 276,8
8	22	A. LOWES	Kawasaki ZX-10RR 275,4
9	54	T. RAZGATLIOGLU	Yamaha YZF R1 275,4
10	21	M. RINALDI	Ducati Panigale V4R 275,4
11	65	J. REA	Kawasaki ZX-10RR 275,4
12	45	S. REDDING	BMW M1000 RR 274,7
13	60	M. VAN DER MARK	BMW M1000 RR 274,7
14	16	G. RUIJU	BMW M1000 RR 274,0
15	52	D. KONIG	Kawasaki ZX-10RR 274,0
16	47	A. BASSANI	Ducati Panigale V4R 274,0
17	55	A. LOCATELLI	Yamaha YZF R1 272,7
18	61	F. ALT	Honda CBR1000 RR-R 272,7
19	87	R. GARDNER	Yamaha YZF R1 272,7
20	77	D. AEGERTER	Yamaha YZF R1 272,0
21	36	L. MERCADO	Honda CBR1000 RR-R 270,0
22	34	L. BALDASSARRI	Yamaha YZF R1 268,0
23	35	H. SYHRIN	Honda CBR1000 RR-R 267,4
24	76	L. BAZ	BMW M1000 RR 266,7

SEG. 1		
1	54	T. RAZGATLIOGLU 24.805
2	9	D. PETRUCCI 24.809
3	87	R. GARDNER 24.914
4	77	D. AEGERTER 24.966
5	22	A. LOWES 25.014
6	1	A. BAUTISTA 25.014
7	55	A. LOCATELLI 25.022
8	21	M. RINALDI 25.047
9	65	J. REA 25.075
10	5	P. OETTL 25.077
11	45	S. REDDING 25.136
12	60	M. VAN DER MARK 25.144
13	31	G. GERLOFF 25.146
14	7	I. LECUONA 25.159
15	34	L. BALDASSARRI 25.163
16	47	A. BASSANI 25.235
17	53	T. RABAT 25.244
18	97	X. VIERGE 25.365
19	16	G. RUIJU 25.416
20	35	H. SYHRIN 25.442
21	52	D. KONIG 25.560
22	36	L. MERCADO 25.599
23	61	F. ALT 25.663

SEG. 2		
1	1	A. BAUTISTA 14.506
2	77	D. AEGERTER 14.631
3	65	J. REA 14.636
4	9	D. PETRUCCI 14.670
5	22	A. LOWES 14.672
6	54	T. RAZGATLIOGLU 14.697
7	87	R. GARDNER 14.719
8	55	A. LOCATELLI 14.731
9	60	M. VAN DER MARK 14.734
10	47	A. BASSANI 14.754
11	7	I. LECUONA 14.773
12	21	M. RINALDI 14.774
13	53	T. RABAT 14.776
14	45	S. REDDING 14.779
15	5	P. OETTL 14.780
16	31	G. GERLOFF 14.865
17	97	X. VIERGE 14.890
18	16	G. RUIJU 14.898
19	34	L. BALDASSARRI 14.919
20	35	H. SYHRIN 14.952
21	61	F. ALT 14.978
22	36	L. MERCADO 14.993
23	52	D. KONIG 15.028
24	76	L. BAZ 15.378

SEG. 3		
1	22	A. LOWES 29.644
2	54	T. RAZGATLIOGLU 29.655
3	9	D. PETRUCCI 29.772
4	77	D. AEGERTER 29.806
5	87	R. GARDNER 29.848
6	21	M. RINALDI 29.931
7	55	A. LOCATELLI 29.933
8	65	J. REA 29.968
9	5	P. OETTL 29.971
10	45	S. REDDING 30.014
11	1	A. BAUTISTA 30.076
12	60	M. VAN DER MARK 30.125
13	31	G. GERLOFF 30.147
14	7	I. LECUONA 30.214
15	53	T. RABAT 30.222
16	47	A. BASSANI 30.245
17	34	L. BALDASSARRI 30.299
18	97	X. VIERGE 30.470
19	52	D. KONIG 30.536
20	35	H. SYHRIN 30.550
21	16	G. RUIJU 30.569
22	61	F. ALT 30.649
23	36	L. MERCADO 30.666
24	76	L. BAZ 31.410

SEG. 4		
1	54	T. RAZGATLIOGLU 30.500
2	65	J. REA 30.529
3	9	D. PETRUCCI 30.551
4	1	A. BAUTISTA 30.594
5	21	M. RINALDI 30.607
6	45	S. REDDING 30.633
7	22	A. LOWES 30.677
8	87	R. GARDNER 30.705
9	77	D. AEGERTER 30.711
10	55	A. LOCATELLI 30.727
11	60	M. VAN DER MARK 30.784
12	5	P. OETTL 30.830
13	31	G. GERLOFF 30.855
14	47	A. BASSANI 30.872
15	7	I. LECUONA 30.888
16	97	X. VIERGE 30.995
17	34	L. BALDASSARRI 31.041
18	53	T. RABAT 31.066
19	35	H. SYHRIN 31.275
20	16	G. RUIJU 31.282
21	61	F. ALT 31.340
22	36	L. MERCADO 31.349
23	52	D. KONIG 31.480
24	76	L. BAZ 31.842

29/10/2023

These data/results cannot be reproduced, stored and/or transmitted in whole or in part by any manner of electronic, mechanical, photocopying, recording, broadcasting or otherwise now known or herein after developed without the previous express consent by the copyright owner, except for reproduction in daily press and regular printed publications on sale to the public within 60 days of the event related to those data/results and always provided that copyright symbol appears together as follows below.

© DORNA WSBK ORGANIZATION Srl 2023



Jerez 4.423 m

## Prometeon Spanish Round, 27 - 29 October 2023

### Ideal Times Warm Up

No.	Rider	Nat	Bike	Seg. 1	Seg. 2	Seg. 3	Seg. 4	Ideal Time		
				Diff. 1	Diff. 2	Diff. 3	Diff. 4	Best Lap	Pos.	Diff.
1	<b>54 T. RAZGATLIOGLU</b>	TUR	Yamaha YZF R1	<b>24.805</b> +0.108	14.697	29.655	<b>30.500</b>	<b>1'39.657</b> 1'39.765	1	0.108
2	<b>9 D. PETRUCCI</b>	ITA	Ducati Panigale V4R	24.809	14.670 +0.029	29.772 +0.015	30.551 +0.044	<b>1'39.802</b> 1'39.890	2	0.088
3	<b>22 A. LOWES</b>	GBR	Kawasaki ZX-10RR	25.014 +0.059	14.672 +0.013	<b>29.644</b> +0.184	30.677	<b>1'40.007</b> 1'40.263	5	0.256
4	<b>77 D. AEGERTER</b>	SUI	Yamaha YZF R1	24.966 +0.059	14.631 +0.022	29.806	30.711	<b>1'40.114</b> 1'40.195	3	0.081
5	<b>87 R. GARDNER</b>	AUS	Yamaha YZF R1	24.914	14.719 +0.063	29.848	30.705	<b>1'40.186</b> 1'40.249	4	0.063
6	<b>1 A. BAUTISTA</b>	ESP	Ducati Panigale V4R	25.014 +0.052	<b>14.506</b>	30.076 +0.028	30.594 +0.081	<b>1'40.190</b> 1'40.351	7	0.161
7	<b>65 J. REA</b>	GBR	Kawasaki ZX-10RR	25.075 +0.076	14.636	29.968	30.529	<b>1'40.208</b> 1'40.284	6	0.076
8	<b>21 M. RINALDI</b>	ITA	Ducati Panigale V4R	25.047 +0.099	14.774 +0.057	29.931	30.607	<b>1'40.359</b> 1'40.515	8	0.156
9	<b>55 A. LOCATELLI</b>	ITA	Yamaha YZF R1	25.022 +0.059	14.731 +0.072	29.933	30.727	<b>1'40.413</b> 1'40.544	9	0.131
10	<b>45 S. REDDING</b>	GBR	BMW M1000 RR	25.136 +0.064	14.779 +0.007	30.014	30.633 +0.041	<b>1'40.562</b> 1'40.674	10	0.112
11	<b>5 P. OETTL</b>	GER	Ducati Panigale V4R	25.077 +0.017	14.780	29.971	30.830	<b>1'40.658</b> 1'40.675	11	0.017
12	<b>60 M. VAN DER MARK</b>	NED	BMW M1000 RR	25.144	14.734 +0.095	30.125 +0.081	30.784	<b>1'40.787</b> 1'40.963	12	0.176
13	<b>31 G. GERLOFF</b>	USA	BMW M1000 RR	25.146 +0.182	14.865	30.147	30.855 +0.051	<b>1'41.013</b> 1'41.246	15	0.233
14	<b>7 I. LECUONA</b>	ESP	Honda CBR1000 RR-R	25.159 +0.171	14.773	30.214 +0.027	30.888	<b>1'41.034</b> 1'41.232	14	0.198
15	<b>47 A. BASSANI</b>	ITA	Ducati Panigale V4R	25.235 +0.001	14.754	30.245	30.872 +0.058	<b>1'41.106</b> 1'41.165	13	0.059
16	<b>53 T. RABAT</b>	ESP	Kawasaki ZX-10RR	25.244	14.776 +0.111	30.222	31.066	<b>1'41.308</b> 1'41.419	16	0.111
17	<b>34 L. BALDASSARRI</b>	ITA	Yamaha YZF R1	25.163	14.919 +0.026	30.299	31.041 +0.087	<b>1'41.422</b> 1'41.535	17	0.113
18	<b>97 X. VIERGE</b>	ESP	Honda CBR1000 RR-R	25.365 +0.018	14.890	30.470	30.995	<b>1'41.720</b> 1'41.738	18	0.018
19	<b>16 G. RUJU</b>	ITA	BMW M1000 RR	25.416	14.898 +0.193	30.569 +0.106	31.282	<b>1'42.165</b> 1'42.464	20	0.299
20	<b>35 H. SYHRIN</b>	MAS	Honda CBR1000 RR-R	25.442	14.952	30.550	31.275	<b>1'42.219</b> 1'42.219	19	
21	<b>52 D. KONIG</b>	CZE	Kawasaki ZX-10RR	25.560 +0.020	15.028 +0.054	30.536 +0.075	31.480 +0.023	<b>1'42.604</b> 1'42.776	22	0.172
22	<b>36 L. MERCADO</b>	ARG	Honda CBR1000 RR-R	25.599	14.993 +0.036	30.666	31.349 +0.051	<b>1'42.607</b> 1'42.694	21	0.087
23	<b>61 F. ALT</b>	GER	Honda CBR1000 RR-R	25.663 +0.042	14.978 +0.058	30.649 +0.061	31.340	<b>1'42.630</b> 1'42.791	23	0.161
	<b>76 L. BAZ</b>	FRA	BMW M1000 RR							
<b>Overall Ideal Time</b>				24.805	14.506	29.644	30.500	<b>1'39.455</b>		

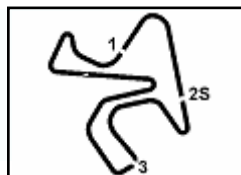
29/10/2023

These data/results cannot be reproduced, stored and/or transmitted in whole or in part by any manner of electronic, mechanical, photocopying, recording, broadcasting or otherwise now known or herein after developed without the previous express consent by the copyright owner, except for reproduction in daily press and regular printed publications on sale to the public within 60 days of the event related to those data/results and always provided that copyright symbol appears together as follows below.

© DORNA WSBK ORGANIZATION Srl 2023

FIGR PERUGIA TIMING





Jerez 4.423 m

### Prometeon Spanish Round, 27 - 29 October 2023

#### Chronological Analysis Warm Up

1 / 3

#### 1° 54 T. RAZGATLIOGLU [1'39.765]

Lap	Seg1	Seg2	Seg3	Seg4	Lap Time	km/h	Local Time
1							9:00'03.576
2	31.596	15.348	31.356	1'55.493	3'13.793P	<b>275,4</b>	9:03'17.369
3	32.113	15.547	31.268	31.622	1'50.550P	265,4	9:05'07.919
4	24.913	<b>14.697</b>	<b>29.655</b>	<b>30.500</b>	<b>1'39.765</b>	270,0	9:06'47.684
5	24.889	14.882	29.735	30.554	1'40.060	270,7	9:08'27.744
6	24.901	14.766	29.868	30.684	1'40.219	271,3	9:10'07.963
7	24.868	14.846	29.727	30.645	1'40.086	270,7	9:11'48.049
8	<b>24.805</b>	14.814	29.767	30.610	1'39.996	271,3	9:13'28.045
9	24.991	14.818	29.766	30.956	1'40.531	270,7	9:15'08.576

10 32.506 14.912 29.994 30.827 1'48.239 274,7 9:15'54.349

#### 6° 65 J. REA [1'40.284]

Lap	Seg1	Seg2	Seg3	Seg4	Lap Time	km/h	Local Time
1							9:00'16.929
2	30.179	15.773	34.741	31.279	1'51.972P	265,4	9:02'08.901
3	25.229	14.726	30.173	30.844	1'40.972	271,3	9:03'49.873
4	25.239	14.686	30.204	2'23.635	3'33.764P	<b>275,4</b>	9:07'23.637
5	30.922	14.815	30.192	30.767	1'46.696P	271,3	9:09'10.333
6	25.151	<b>14.636</b>	<b>29.968</b>	<b>30.529</b>	<b>1'40.284</b>	272,7	9:10'50.617
7	<b>25.075</b>	14.681	29.971	30.830	1'40.557	273,4	9:12'31.174
8	25.139	14.694	31.706	49.125	2'00.664P	271,3	9:14'31.838
9	32.143	15.120	30.643	31.249	1'49.155P	269,3	9:16'20.993

#### 2° 9 D. PETRUCCI [1'39.890]

Lap	Seg1	Seg2	Seg3	Seg4	Lap Time	km/h	Local Time
1							9:00'04.750
2	33.999	15.324	31.244	31.280	1'51.847P	269,3	9:01'56.597
3	25.049	14.791	30.565	30.878	1'41.283	<b>277,5</b>	9:03'37.880
4	25.075	14.746	29.868	30.630	1'40.319	274,7	9:05'18.199
5	24.863	<b>14.670</b>	30.290	30.703	1'40.526	272,7	9:06'58.725
6	24.966	14.692	29.843	30.586	1'40.087	274,7	9:08'38.812
7	24.893	14.706	<b>29.772</b>	30.602	1'39.973	274,0	9:10'18.785
8	24.861	14.709	29.870	<b>30.551</b>	1'39.991	274,0	9:11'58.776
9	24.927	14.705	29.862	30.629	1'40.123	276,8	9:13'38.899
10	<b>24.809</b>	14.699	29.787	30.595	<b>1'39.890</b>	274,0	9:15'18.789

#### 7° 1 A. BAUTISTA [1'40.351]

Lap	Seg1	Seg2	Seg3	Seg4	Lap Time	km/h	Local Time
1							9:00'11.406
2	31.576	15.559	31.994	32.062	1'51.191P	259,2	9:02'02.597
3	25.390	14.623	30.084	30.767	1'40.864	278,9	9:03'43.461
4	25.174	14.596	30.291	30.758	1'40.819	<b>281,7</b>	9:05'24.280
5	25.148	14.613	30.215	<b>30.594</b>	1'40.570	281,0	9:07'04.850
6	25.301	14.654	30.542	30.793	1'41.290	281,0	9:08'46.140
7	25.188	14.625	30.394	30.646	1'40.853	276,1	9:10'26.993
8	25.253	14.673	30.419	30.767	1'41.112	277,5	9:12'08.105
9	25.066	<b>14.506</b>	30.104	30.675	<b>1'40.351</b>	<b>281,7</b>	9:13'48.456
10	<b>25.014</b>	14.603	<b>30.076</b>	30.795	1'40.488	281,0	9:15'28.944

#### 3° 77 D. AEGERTER [1'40.195]

Lap	Seg1	Seg2	Seg3	Seg4	Lap Time	km/h	Local Time
1							9:00'32.175
2	33.415	15.547	32.186	32.419	1'53.567P	262,9	9:02'25.742
3	25.592	14.886	30.425	30.954	1'41.857	262,3	9:04'07.599
4	25.062	14.668	30.000	30.719	1'40.449	271,3	9:05'48.048
5	25.006	<b>14.631</b>	29.978	30.816	1'40.431	270,7	9:07'28.479
6	<b>24.966</b>	14.687	29.887	30.721	1'40.261	271,3	9:09'08.740
7	25.025	14.653	<b>29.806</b>	<b>30.711</b>	<b>1'40.195</b>	271,3	9:10'48.935
8	25.320	16.036	30.655	31.109	1'43.120	212,7	9:12'32.055
9	25.063	14.685	29.897	30.821	1'40.466	<b>272,0</b>	9:14'12.521
10	25.165	14.696	30.103	30.799	1'40.763	271,3	9:15'53.284

#### 8° 21 M. RINALDI [1'40.515]

Lap	Seg1	Seg2	Seg3	Seg4	Lap Time	km/h	Local Time
1							9:00'51.838
2	34.040	15.531	31.417	31.351	1'52.339P	270,7	9:02'44.177
3	25.213	<b>14.774</b>	30.356	30.996	1'41.339	<b>275,4</b>	9:04'25.516
4	25.418	14.799	30.059	30.947	1'41.223	274,7	9:06'06.739
5	25.272	14.801	30.644	31.298	1'42.015	274,0	9:07'48.754
6	25.187	14.776	30.086	30.836	1'40.885	274,7	9:09'29.639
7	25.419	14.844	30.117	31.205	1'41.585	<b>275,4</b>	9:11'11.224
8	<b>25.047</b>	14.795	29.969	30.726	1'40.537	274,0	9:12'51.761
9	25.120	14.833	30.058	30.857	1'40.868	274,7	9:14'32.629
10	25.146	14.831	<b>29.931</b>	<b>30.607</b>	<b>1'40.515</b>	274,7	9:16'13.144

#### 4° 87 R. GARDNER [1'40.249]

Lap	Seg1	Seg2	Seg3	Seg4	Lap Time	km/h	Local Time
1							9:00'37.882
2	31.576	15.561	31.552	31.879	1'50.568P	264,2	9:02'28.450
3	25.541	14.864	30.341	30.866	1'41.612	267,4	9:04'10.062
4	25.087	14.800	29.978	30.775	1'40.640	269,3	9:05'50.702
5	<b>24.914</b>	14.782	<b>29.848</b>	<b>30.705</b>	<b>1'40.249</b>	272,0	9:07'30.951
6	25.036	<b>14.719</b>	30.292	30.990	1'41.037	272,0	9:09'11.988
7	25.040	14.799	29.934	30.831	1'40.604	270,7	9:10'52.592
8	27.987	15.746	31.593	31.417	1'46.743	261,0	9:12'39.335
9	25.071	14.724	30.304	30.814	1'40.913	271,3	9:14'20.248
10	25.109	14.752	30.134	30.834	1'40.829	<b>272,7</b>	9:16'01.077

#### 9° 55 A. LOCATELLI [1'40.544]

Lap	Seg1	Seg2	Seg3	Seg4	Lap Time	km/h	Local Time
1							9:00'03.786
2	31.779	15.366	32.181	35.851	1'55.177P	266,7	9:01'58.963
3	25.470	14.833	30.596	33.970	1'44.869	271,3	9:03'43.832
4	25.223	<b>14.731</b>	30.289	30.915	1'41.158	<b>272,7</b>	9:05'24.990
5	25.191	14.852	30.287	30.904	1'41.234	<b>272,7</b>	9:07'06.224
6	25.151	14.791	30.057	1'22.579	2'32.578P	<b>272,7</b>	9:09'38.802
7	31.565	15.124	30.412	31.836	1'48.937P	267,4	9:11'27.739
8	25.111	15.080	29.944	30.798	1'40.933	269,3	9:13'08.672
9	25.081	14.803	<b>29.933</b>	<b>30.727</b>	<b>1'40.544</b>	270,0	9:14'49.216
10	<b>25.022</b>	14.837	30.189	30.984	1'41.032	270,7	9:16'30.248

#### 5° 22 A. LOWES [1'40.263]

Lap	Seg1	Seg2	Seg3	Seg4	Lap Time	km/h	Local Time
1							9:00'29.183
2	30.005	15.287	31.189	31.638	1'48.119P	268,0	9:02'17.302
3	25.199	<b>14.672</b>	29.834	30.739	1'40.444	272,7	9:03'57.746
4	25.162	14.855	30.149	31.049	1'41.215	272,7	9:05'38.961
5	<b>25.014</b>	14.769	<b>29.644</b>	30.848	1'40.275	272,7	9:07'19.236
6	28.191	14.780	31.395	31.132	1'45.498	<b>275,4</b>	9:09'04.734
7	25.073	14.685	29.828	<b>30.677</b>	<b>1'40.263</b>	<b>275,4</b>	9:10'44.997
8	25.166	14.743	29.876	30.844	1'40.629	272,7	9:12'25.626
9	25.042	14.774	29.815	30.853	1'40.484	272,7	9:14'06.110

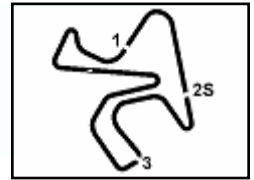
#### 10° 45 S. REDDING [1'40.674]

Lap	Seg1	Seg2	Seg3	Seg4	Lap Time	km/h	Local Time
1							8:59'59.016
2	34.734	15.414	31.386	31.326	1'52.860P	269,3	9:01'51.876
3	25.165	14.844	30.155	<b>30.633</b>	1'40.797	269,3	9:03'32.673
4	<b>25.136</b>	14.838	30.129	<b>30.633</b>	1'40.736	270,0	9:05'13.409
5	25.200	14.786	<b>30.014</b>	30.674	<b>1'40.674</b>	272,7	9:06'54.083
6	25.795	14.904	30.416	31.054	1'42.169	270,0	9:08'36.252
7	25.215	14.789	30.093	30.828	1'40.925	272,7	9:10'17.177

29/10/2023 P = Pits In/Out - C = Lap Time Cancelled

These data/results cannot be reproduced, stored and/or transmitted in whole or in part by any manner of electronic, mechanical, photocopying, recording, broadcasting or otherwise now known or herein after developed without the previous express consent by the copyright owner, except for reproduction in daily press and regular printed publications on sale to the public within 60 days of the event related to those data/results and always provided that copyright symbol appears together as follows below.

© DORNA WSBK ORGANIZATION Srl 2023



Jerez 4.423 m

Prometeon Spanish Round, 27 - 29 October 2023  
Chronological Analysis Warm Up

2 / 3

8	25.281	14.786	30.130	30.880	1'41.077	272,7	9:11'58.254	5	25.328	<b>14.865</b>	<b>30.147</b>	30.906	<b>1'41.246</b>	273,4	9:06'58.596
9	25.289	14.817	30.411	30.891	1'41.408	274,0	9:13'39.662	6	26.712	14.962	30.564	31.046	1'43.284	276,1	9:08'41.880
10	25.303	<b>14.779</b>	30.264	30.771	1'41.117	<b>274,7</b>	9:15'20.779	7	25.334	14.906	30.284	30.921	1'41.445	<b>276,8</b>	9:10'23.325

8	<b>25.146</b>	14.873	30.355	30.954	1'41.328	275,4	9:12'04.653	8	<b>25.146</b>	14.873	30.355	30.954	1'41.328	275,4	9:12'04.653
9	25.318	14.896	30.988	31.099	1'42.301	275,4	9:13'46.954	9	25.318	14.896	30.988	31.099	1'42.301	275,4	9:13'46.954
10	25.384	14.967	30.333	31.115	1'41.799	272,0	9:15'28.753	10	25.384	14.967	30.333	31.115	1'41.799	272,0	9:15'28.753

11° 5 P. DETTL [1'40.675]							
Lap	Seg1	Seg2	Seg3	Seg4	Lap Time	km/h	Local Time
1							9:00'12.985
2	31.311	15.088	31.308	32.167	1'49.874P	274,7	9:02'02.859
3	25.819	15.053	30.190	31.046	1'42.108	272,7	9:03'44.967
4	25.324	14.836	30.198	30.924	1'41.282	275,4	9:05'26.249
5	25.094	<b>14.780</b>	<b>29.971</b>	<b>30.830</b>	<b>1'40.675</b>	276,1	9:07'06.924
6	25.241	14.797	30.623	31.166	1'41.827	<b>276,8</b>	9:08'48.751
7	25.145	14.831	30.062	31.030	1'41.068	<b>276,8</b>	9:10'29.819
8	25.367	14.909	30.234	30.872	1'41.382	275,4	9:12'11.201
9	<b>25.077</b>	14.840	30.319	30.856	1'41.092	273,4	9:13'52.293
10	27.861	15.042	30.488	31.602	1'44.993	269,3	9:15'37.286

16° 53 T. RABAT [1'41.419]							
Lap	Seg1	Seg2	Seg3	Seg4	Lap Time	km/h	Local Time
1							9:00'05.766
2	30.725	15.355	31.835	31.826	1'49.741P	272,0	9:01'55.507
3	25.813	14.898	30.965	31.141	1'42.817	276,8	9:03'38.324
4	25.822	14.824	30.856	31.074	1'42.576	<b>277,5</b>	9:05'20.900
5	25.393	14.827	31.088	31.322	1'42.630	276,8	9:07'03.530
6	<b>25.244</b>	14.887	<b>30.222</b>	<b>31.066</b>	<b>1'41.419</b>	276,1	9:08'44.949
7	25.412	14.789	30.334	31.143	1'41.678	276,1	9:10'26.627
8	25.314	14.914	30.614	31.081	1'41.923	272,0	9:12'08.550
9	25.271	<b>14.776</b>	30.265	31.108	1'41.420	275,4	9:13'49.970
10	27.947	16.738	31.561	31.422	1'47.668	230,9	9:15'37.638

12° 60 M. VAN DER MARK [1'40.963]							
Lap	Seg1	Seg2	Seg3	Seg4	Lap Time	km/h	Local Time
1							9:00'00.185
2	34.496	15.620	31.972	31.683	1'53.771P	<b>274,7</b>	9:01'53.956
3	25.440	14.884	30.466	30.980	1'41.770	274,0	9:03'35.726
4	25.319	14.917	30.505	31.075	1'41.816	271,3	9:05'17.542
5	25.307	14.814	30.483	30.904	1'41.508	272,0	9:06'59.050
6	25.358	14.803	30.160	30.880	1'41.201	273,4	9:08'40.251
7	25.191	<b>14.734</b>	30.214	30.857	1'40.996	272,7	9:10'21.247
8	<b>25.144</b>	14.829	30.206	<b>30.784</b>	<b>1'40.963</b>	272,0	9:12'02.210
9	25.245	14.740	30.212	30.886	1'41.083	274,0	9:13'43.293
10	25.249	14.770	<b>30.125</b>	30.831	1'40.975	273,4	9:15'24.268

17° 34 L. BALDASSARRI [1'41.535]							
Lap	Seg1	Seg2	Seg3	Seg4	Lap Time	km/h	Local Time
1							9:00'22.251
2	32.179	15.744	32.247	31.945	1'52.115P	260,4	9:02'14.366
3	25.635	15.163	30.911	31.408	1'43.117	264,8	9:03'57.483
4	25.264	14.950	30.761	31.163	1'42.138	264,8	9:05'39.621
5	25.331	<b>14.919</b>	30.337	<b>31.041</b>	1'41.628	265,4	9:07'21.249
6	25.317	15.022	30.577	31.154	1'42.070	266,1	9:09'03.319
7	25.321	15.000	30.365	31.136	1'41.822	266,7	9:10'45.141
8	25.307	14.983	30.833	32.928	1'44.051	<b>268,0</b>	9:12'29.192
9	<b>25.163</b>	14.945	<b>30.299</b>	31.128	<b>1'41.535</b>	<b>268,0</b>	9:14'10.727
10	25.212	15.008	30.396	31.069	1'41.685	<b>268,0</b>	9:15'52.412

13° 47 A. BASSANI [1'41.165]							
Lap	Seg1	Seg2	Seg3	Seg4	Lap Time	km/h	Local Time
1							9:00'46.990
2	31.027	15.204	31.159	31.575	1'48.965P	269,3	9:02'35.955
3	25.236	<b>14.754</b>	<b>30.245</b>	30.930	<b>1'41.165</b>	272,7	9:04'17.120
4	25.293	14.839	30.433	<b>30.872</b>	1'41.437	272,7	9:05'58.557
5	<b>25.235</b>	14.789	30.367	30.882	1'41.273	272,7	9:07'39.830
6	25.371	14.862	30.517	31.033	1'41.783	270,7	9:09'21.613
7	25.335	14.919	30.385	31.045	1'41.684	272,0	9:11'03.297
8	25.391	14.938	30.502	31.181	1'42.012	272,0	9:12'45.309
9	28.183	15.511	31.392	33.212	1'48.298	269,3	9:14'33.607
10	25.521	14.873	30.563	31.095	1'42.052	<b>274,0</b>	9:16'15.659

18° 97 X. VIERGE [1'41.738]							
Lap	Seg1	Seg2	Seg3	Seg4	Lap Time	km/h	Local Time
1							9:00'10.827
2	32.075	15.557	31.898	31.955	1'51.485P	268,7	9:02'02.312
3	25.610	15.048	30.785	31.139	1'42.582	274,7	9:03'44.894
4	<b>25.365</b>	14.991	30.771	31.182	1'42.309	<b>281,0</b>	9:05'27.203
5	25.593	15.097	30.928	31.465	1'43.083	270,7	9:07'10.286
6	25.389	14.957	30.535	31.074	1'41.955	274,7	9:08'52.241
7	25.485	14.996	31.860	41.282	1'53.623	274,0	9:10'45.864
8	25.503	15.009	30.551	31.589	1'42.652	272,7	9:12'28.516
9	25.393	14.994	30.475	31.036	1'41.898	273,4	9:14'10.414
10	25.383	<b>14.890</b>	<b>30.470</b>	<b>30.995</b>	<b>1'41.738</b>	272,0	9:15'52.152

14° 71 I. LECUONA [1'41.232]							
Lap	Seg1	Seg2	Seg3	Seg4	Lap Time	km/h	Local Time
1							9:00'08.388
2	31.986	15.265	31.430	31.401	1'50.082P	270,0	9:01'58.470
3	25.633	14.894	30.302	31.071	1'41.900	274,0	9:03'40.370
4	27.615	14.973	30.370	31.370	1'44.328	273,4	9:05'24.698
5	25.378	14.823	30.526	31.014	1'41.741	274,7	9:07'06.439
6	25.330	<b>14.773</b>	30.241	<b>30.888</b>	<b>1'41.232</b>	<b>277,5</b>	9:08'47.671
7	27.221	14.912	30.388	30.999	1'43.520	274,7	9:10'31.191
8	<b>25.159</b>	14.826	35.399	31.239	1'46.623	<b>277,5</b>	9:12'17.814
9	25.343	14.860	<b>30.214</b>	30.949	1'41.366	272,7	9:13'59.180
10	25.216	14.853	30.310	30.911	1'41.290	274,0	9:15'40.470

19° 35 H. SYAHRIN [1'42.219]							
Lap	Seg1	Seg2	Seg3	Seg4	Lap Time	km/h	Local Time
1							9:00'09.955
2	34.609	15.722	32.576	32.229	1'55.136P	266,7	9:02'05.091
3	25.861	15.024	31.012	31.506	1'43.403	<b>267,4</b>	9:03'48.494
4	25.504	14.995	30.606	31.309	1'42.414	<b>267,4</b>	9:05'30.908
5	<b>25.442</b>	<b>14.952</b>	<b>30.550</b>	<b>31.275</b>	<b>1'42.219</b>	<b>267,4</b>	9:07'13.127
6	25.700	15.023	30.584	31.398	1'42.705	<b>267,4</b>	9:08'55.832
7	25.492	15.023	30.594	31.454	1'42.563	266,7	9:10'38.395
8	33.350	15.972	33.299	34.751	1'57.372	262,9	9:12'35.767
9	25.779	15.143	30.672	31.492	1'43.086	266,7	9:14'18.853
10	25.578	15.142	30.843	31.509	1'43.072	265,4	9:16'01.925

15° 31 G. GERLOFF [1'41.246]							
Lap	Seg1	Seg2	Seg3	Seg4	Lap Time	km/h	Local Time
1							8:59'50.301
2	44.298	15.600	31.568	32.023	2'03.489P	<b>276,8</b>	9:01'53.790
3	25.563	14.880	30.329	<b>30.855</b>	1'41.627	275,4	9:03'35.417
4	25.559	14.921	30.424	31.029	1'41.933	274,7	9:05'17.350

20° 16 G. RUIJU [1'42.464]							
Lap	Seg1	Seg2	Seg3	Seg4	Lap Time	km/h	Local Time
1							8:59'56.716

29/10/2023 P = Pits In/Out - C = Lap Time Cancelled

These data/results cannot be reproduced, stored and/or transmitted in whole or in part by any manner of electronic, mechanical, photocopying, recording, broadcasting or otherwise now known or herein after developed without the previous express consent by the copyright owner, except for reproduction in daily press and regular printed publications on sale to the public within 60 days of the event related to those data/results and always provided that copyright symbol appears together as follows below.

© DORNA WSBK ORGANIZATION Srl 2023



## Prometeon Spanish Round, 27 - 29 October 2023

### Chronological Analysis Warm Up

2	38.392	15.606	31.743	32.016	1'57.757P	269,3	9:01'54.473
3	26.104	14.960	30.772	31.529	1'43.365	268,0	9:03'37.838
4	25.667	14.919	<b>30.569</b>	31.446	1'42.601	<b>274,0</b>	9:05'20.439
5	25.466	15.055	31.593	31.355	1'43.469	271,3	9:07'03.908
6	25.492	<b>14.898</b>	30.652	31.556	1'42.598	271,3	9:08'46.506
7	25.541	15.000	31.045	31.488	1'43.074	267,4	9:10'29.580
8	<b>25.416</b>	15.091	30.675	<b>31.282</b>	<b>1'42.464</b>	268,0	9:12'12.044
9	29.263	15.537	32.324	31.598	1'48.722	264,2	9:14'00.766
10	25.599	15.166	30.722	31.745	1'43.232	266,7	9:15'43.998

#### 21° 36 L. MERCADO [1'42.694]

Lap	Seg.1	Seg.2	Seg.3	Seg.4	Lap Time	km/h	Local Time
1							9:00'08.712
2	33.618	16.039	32.931	32.108	1'54.696P	264,8	9:02'03.408
3	25.782	<b>14.993</b>	30.954	31.457	1'43.186	<b>270,0</b>	9:03'46.594
4	<b>25.599</b>	15.029	<b>30.666</b>	31.400	<b>1'42.694</b>	268,7	9:05'29.288
5	25.621	15.154	30.701	<b>31.349</b>	1'42.825	266,1	9:07'12.113
6	25.667	15.143	30.728	31.637	1'43.175	266,7	9:08'55.288
7	29.370	15.239	31.094	4'27.755	5'43.458P	266,1	9:14'38.746
8	34.271	17.295	31.220	31.807	1'54.593P	265,4	9:16'33.339

#### 22° 52 O. KONIG [1'42.776]

Lap	Seg.1	Seg.2	Seg.3	Seg.4	Lap Time	km/h	Local Time
1							9:00'09.875
2	32.718	15.812	31.652	32.486	1'52.668P	269,3	9:02'02.543
3	26.064	15.190	31.301	32.212	1'44.767	266,1	9:03'47.310
4	25.889	15.157	30.839	31.936	1'43.821	268,7	9:05'31.131
5	25.852	<b>15.028</b>	30.600	31.571	1'43.051	272,0	9:07'14.182
6	25.701	15.064	30.682	31.627	1'43.074	<b>274,0</b>	9:08'57.256
7	25.657	15.102	30.706	32.022	1'43.487	266,7	9:10'40.743
8	33.724	16.825	30.596	<b>31.480</b>	1'52.625	267,4	9:12'33.368
9	25.580	15.082	30.611	31.503	<b>1'42.776</b>	268,7	9:14'16.144
10	<b>25.560</b>	15.254	<b>30.536</b>	31.516	1'42.866	264,8	9:15'59.010

#### 23° 61 F. ALT [1'42.791]

Lap	Seg.1	Seg.2	Seg.3	Seg.4	Lap Time	km/h	Local Time
1		15.639	32.072	32.294		266,7	9:01'54.453
2	26.394	<b>14.978</b>	30.905	31.543	1'43.820	269,3	9:03'38.273
3	<b>25.663</b>	15.008	31.197	31.402	1'43.270	268,7	9:05'21.543
4	25.691	15.069	30.670	31.433	1'42.863	271,3	9:07'04.406
5	25.673	15.061	<b>30.649</b>	31.417	1'42.800	<b>272,7</b>	9:08'47.206
6	25.700	14.993	30.703	31.608	1'43.004	272,0	9:10'30.210
7	25.705	15.036	30.710	<b>31.340</b>	<b>1'42.791</b>	272,0	9:12'13.001
8	30.951	15.403	31.281	31.679	1'49.314	264,8	9:14'02.315
9	25.700	15.112	30.801	31.477	1'43.090	268,7	9:15'45.405

#### 24° 76 L. BAZ

Lap	Seg.1	Seg.2	Seg.3	Seg.4	Lap Time	km/h	Local Time
1		22.332	41.143	7'03.076		146,1	9:08'51.038
2	51.031	22.780	42.880	3'40.096	5'36.787P	129,6	9:14'27.825
3	32.442	<b>15.378</b>	<b>31.410</b>	<b>31.842</b>	1'51.072P	<b>266,7</b>	9:16'18.897

29/10/2023 P = Pits In/Out - C = Lap Time Cancelled

These data/results cannot be reproduced, stored and/or transmitted in whole or in part by any manner of electronic, mechanical, photocopying, recording, broadcasting or otherwise now known or herein after developed without the previous express consent by the copyright owner, except for reproduction in daily press and regular printed publications on sale to the public within 60 days of the event related to those data/results and always provided that copyright symbol appears together as follows below.

© DORNA WSBK ORGANIZATION Srl 2023



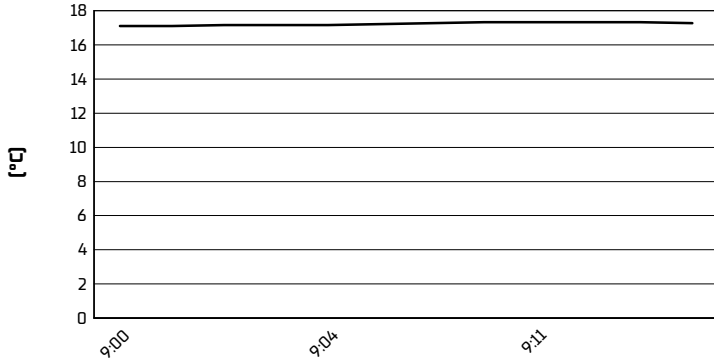


Jerez 4.423 m

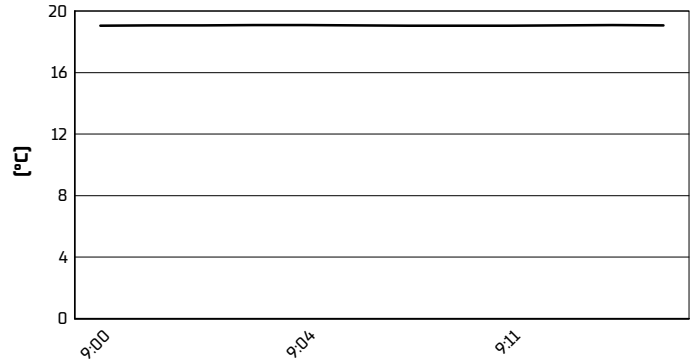
**Prometeon Spanish Round, 27 - 29 October 2023**  
**Weather Report Warm Up**

Session started 09:00 - Session ended 9:17


**Air Temperature**



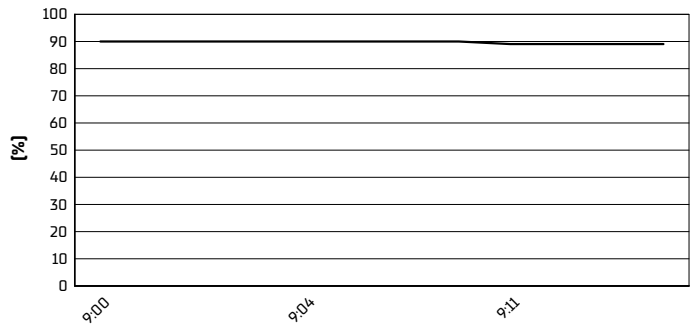
**Track Temperature**



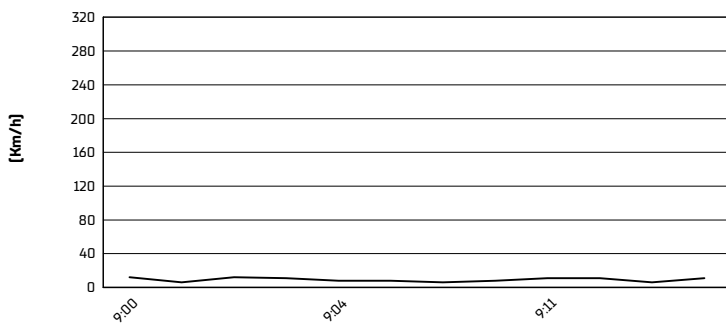
**Air Pressure**



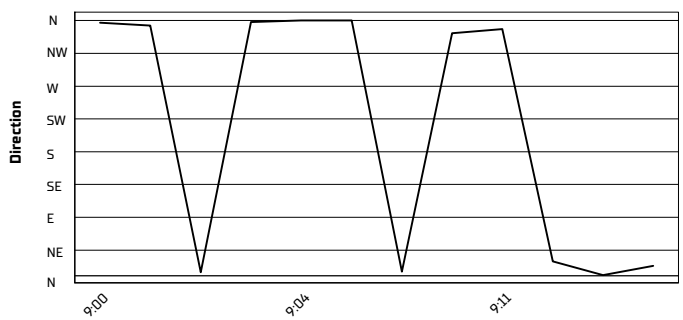
**Humidity**



**Wind Speed**



**Wind Direction**



29/10/2023

These data/results cannot be reproduced, stored and/or transmitted in whole or in part by any manner of electronic, mechanical, photocopying, recording, broadcasting or otherwise now known or herein after developed without the previous express consent by the copyright owner, except for reproduction in daily press and regular printed publications on sale to the public within 60 days of the event related to those data/results and always provided that copyright symbol appears together as follows below.

© DORNA WSBK ORGANIZATION Srl 2023