



## Prometeon Spanish Round, 27 - 29 October 2023 Results Race 1

Laps 17 = 75,191 Km - Time of Race 29'18.670 - Avg. 153,916 km/h

1 / 2

Pos	Grid	No. Rider	Nat	Team	Bike	LL	Gap	Rel.	Fastest Lap	Speed	Qualifying	Speed
1	1	<b>11 N. BULEGA</b>	ITA	Aruba.it Racing WorldSSP Team	Ducati Panigale V2	17			1'41.875	241,6	1'41.823	246,4
2	4	<b>62 S. MANZI</b>	ITA	Ten Kate Racing Yamaha	Yamaha YZF R6	17	<b>4.892</b>	4.892	1'42.932	241,6	1'42.749	244,3
3	2	<b>64 F. CARICASULO</b>	ITA	Althea Racing Team	Ducati Panigale V2	17	<b>4.931</b>	0.039	1'43.057	246,4	1'42.410	246,4
4	7	<b>9 J. NAVARRO</b>	ESP	Ten Kate Racing Yamaha	Yamaha YZF R6	17	<b>8.335</b>	3.404	1'43.154	248,1	1'43.032	244,8
5	9	<b>94 V. DEBISE</b>	FRA	GMT94 Yamaha	Yamaha YZF R6	17	<b>8.390</b>	0.055	1'42.922	245,3	1'43.120	247,0
6	6	<b>99 A. HUERTAS</b>	ESP	MTM Kawasaki	Kawasaki ZX-6R	17	<b>11.557</b>	3.167	1'43.507	244,8	1'42.830	244,3
7	8	<b>3 R. DE ROSA</b>	ITA	Orelac Racing Verdnatura	Ducati Panigale V2	17	<b>13.055</b>	1.498	1'43.461	245,3	1'43.101	248,7
8	16	<b>48 L. DALLA PORTA</b>	ITA	Evan Bros. WorldSSP Yamaha Team	Yamaha YZF R6	17	<b>21.083</b>	8.028	1'43.821	247,0	1'43.699	244,3
9	14	<b>66 N. TUULI</b>	FIN	PTR Triumph	Triumph Street Triple RS 765	17	<b>21.234</b>	0.151	1'43.796	244,8	1'43.505	241,1
10	10	<b>28 G. VAN STRAALEN</b>	NED	EAB Racing Team	Yamaha YZF R6	17	<b>21.563</b>	0.329	1'43.679	243,7	1'43.313	243,7
11	11	<b>61 C. ONCU</b>	TUR	Kawasaki Puccetti Racing	Kawasaki ZX-6R	17	<b>26.960</b>	5.397	1'43.269	245,9	1'43.318	244,8
12	31	<b>40 S. CORSI</b>	ITA	Altogo Racing Team	Yamaha YZF R6	17	<b>30.538</b>	3.578	1'44.057	245,9	1'43.405	240,5
13	22	<b>50 O. VOSTATEK</b>	CZE	PTR Triumph	Triumph Street Triple RS 765	17	<b>31.920</b>	1.382	1'44.178	247,6	1'44.506	244,3
14	24	<b>51 A. SARMOON</b>	THA	Yamaha Thailand Racing Team	Yamaha YZF R6	17	<b>37.815</b>	5.895	1'44.202	241,6	1'44.629	242,6
15	3	<b>23 M. SCHROETTER</b>	GER	MV Agusta Reparto Corse	MV Agusta F3 800 RR	17	<b>41.236</b>	3.421	1'42.848	248,1	1'42.690	244,8
16	13	<b>54 B. SOFUOGLU</b>	TUR	MV Agusta Reparto Corse	MV Agusta F3 800 RR	17	<b>46.087</b>	4.851	1'43.697	249,2	1'43.228	245,9
17	19	<b>24 A. WONGTHANANON</b>	THA	Yamaha Thailand Racing Team	Yamaha YZF R6	17	<b>47.175</b>	1.088	1'44.399	244,3	1'44.297	243,7
18	30	<b>32 O. BAYLISS</b>	AUS	D34G Racing	Ducati Panigale V2	17	<b>47.402</b>	0.227	1'44.820	243,7	1'45.679	241,6
19	23	<b>95 T. MACKENZIE</b>	GBR	PETRONAS MIE Racing Honda Team	Honda CBR600RR	17	<b>48.310</b>	0.908	1'44.929	244,3	1'44.603	243,2
20	27	<b>35 L. TACCINI</b>	ITA	Vince64 by Puccetti Racing	Kawasaki ZX-6R	17	<b>55.720</b>	7.410	1'45.368	241,1	1'45.617	242,1
21	26	<b>89 K. BIN PAWI</b>	MAS	PETRONAS MIE Racing Honda Team	Honda CBR600RR	17	<b>57.205</b>	1.485	1'45.610	241,1	1'45.004	240,0
22	29	<b>37 J. PEREZ GONZALEZ</b>	ESP	D34G Racing	Ducati Panigale V2	17	<b>1'03.104</b>	5.899	1'46.090	243,7	1'45.653	241,1
23	21	<b>27 A. DIAZ</b>	ESP	VFT Racing WEBIKE Yamaha	Yamaha YZF R6	17	<b>1'12.273</b>	9.169	1'45.542	248,1	1'44.393	245,3
24	18	<b>21 F. FULIGNI</b>	ITA	Orelac Racing Verdnatura	Yamaha YZF R6	17	<b>1'21.915</b>	9.642	1'44.984	238,4	1'44.211	242,6
<b>-----Not Classified-----</b>												
RET	12	<b>72 Y. RUIZ</b>	ESP	MDR Offrtec Yamaha	Yamaha YZF R6	16	<b>1 Lap</b>		1'43.599	243,7	1'43.398	244,8
RET	25	<b>75 M. PONS PAYERAS</b>	ESP	Zeus Motorsport	Yamaha YZF R6	13	<b>4 Laps</b>		1'45.075	236,4	1'44.975	234,4
RET	15	<b>20 M. VAN DER VOORT</b>	NED	Team SWPN	Yamaha YZF R6	5	<b>12 Laps</b>		1'44.413	244,3	1'43.544	242,6
RET	20	<b>12 G. GIANNINI</b>	ITA	ProDina Kawasaki Racing	Kawasaki ZX-6R	5	<b>12 Laps</b>		1'44.081	246,4	1'44.332	243,2
RET	28	<b>26 M. NORRODIN</b>	MAS	PETRONAS MIE Racing Honda Team	Honda CBR600RR	1	<b>16 Laps</b>			242,1	1'45.632	237,4
RET	5	<b>55 Y. MONTELLA</b>	ITA	Barni Spark Racing Team	Ducati Panigale V2	0				245,3	1'42.764	242,6
RET	17	<b>6 E. PUSCEDDU</b>	ITA	JAngel by Edafos	Yamaha YZF R6	0					1'43.951	240,5

AIR	Humidity:	68%	Temp:	22°C
TRACK	Condition:	Dry	Temp:	25°C

Records	Pole (SP)	2019	R.Krummenacher	1'41.775	156,451 Km/h
	Race (RC)	2021	D.Aegerter	1'42.329	155,604 Km/h
	All Times (SP)	2019	R.Krummenacher	1'41.775	156,451 Km/h
Race Fastest Lap	[New Record]	Lap 2	N.Bulega	1'41.875	156,297 Km/h

LAP LEADERS				
No. Rider	From	To	Laps	Total
<b>11 N. BULEGA</b>	1	17	17	17

TOTAL LEADER LAPS			
No. Rider	Laps		
<b>11 N. BULEGA</b>	269	<b>94 V. DEBISE</b>	1
<b>62 S. MANZI</b>	50		
<b>61 C. ONCU</b>	28		
<b>54 B. SOFUOGLU</b>	17		
<b>95 T. MACKENZIE</b>	9		
<b>64 F. CARICASULO</b>	8		
<b>55 Y. MONTELLA</b>	4		
<b>23 M. SCHROETTER</b>	1		

28/10/2023 Start 12:30 End 13:02 The results are provisional until the end of the time limit for protests and appeals and the completion of the technical checks.

These data/results cannot be reproduced, stored and/or transmitted in whole or in part by any manner of electronic, mechanical, photocopying, recording, broadcasting or otherwise now known or herein after developed without the previous express consent by the copyright owner, except for reproduction in daily press and regular printed publications on sale to the public within 60 days of the event related to those data/results and always provided that copyright symbol appears together as follows below.

© DORNA WSBK ORGANIZATION Srl 2023



**Prometeon Spanish Round, 27 - 29 October 2023**  
**Results Race 1**

**Race Highlights**

Time	No. Rider	Description
12.15.00		Sighting Lap Started
12.20.00		Pit Lane Closed
12.20.05		#6 and #75 didn't exit pit lane within 5 minutes
12.20.20	<b>6 E. PUSCEDDU</b>	Will start the race from the back of the grid
12.20.30	<b>75 M. PONS PAYERAS</b>	Will start the race from the back of the grid
12.27.11	<b>54 B. SOFUOGLU</b>	Will start the race from the back of the grid (tyre pressure)
12.28.05		Warm Up Lap Started
12.28.40		Pit Lane Closed
12.29.27	<b>54 B. SOFUOGLU</b>	Will start the race from the pit lane - failed to exit during warm up lap
12.30.44		Start
12.31.02	<b>6 E. PUSCEDDU</b>	Crashed - Turn 1
12.31.09	<b>21 F. FULIGNI</b>	On the Gravel - Re-Joined - Turn 1
12.31.45	<b>55 Y. MONTELLA</b>	Crashed - Turn 7
12.32.10	<b>6 E. PUSCEDDU</b>	Not Actively Competing
12.32.25	<b>27 A. DIAZ</b>	Crashed - Turn 13
12.32.37	<b>27 A. DIAZ</b>	Re-joined
12.32.43	<b>55 Y. MONTELLA</b>	Not Actively Competing
12.32.47		No Jump Starts
12.33.33	<b>26 M. NORRODIN</b>	Crashed - Turn 6
12.33.56	<b>26 M. NORRODIN</b>	Re-joined
12.34.07	<b>6 E. PUSCEDDU</b>	Medical Centre
12.34.50	<b>26 M. NORRODIN</b>	Entered Pits
12.35.04	<b>55 Y. MONTELLA</b>	Medical Centre
12.35.46	<b>26 M. NORRODIN</b>	Retired
12.38.30	<b>23 M. SCHROETTER</b>	Crashed - Turn 6
12.38.37	<b>54 B. SOFUOGLU</b>	Crashed - Turn 6
12.38.44	<b>23 M. SCHROETTER</b>	Re-joined
12.38.44	<b>54 B. SOFUOGLU</b>	Re-joined
12.38.58	<b>21 F. FULIGNI</b>	Crashed - Turn 6
12.39.10	<b>21 F. FULIGNI</b>	Re-joined
12.40.57	<b>20 M. VAN DER VOORT</b>	Crashed - Turn 9
12.40.57	<b>12 G. GIANNINI</b>	Crashed - Turn 9
12.41.44		Incident in turn 9 under investigation
12.41.48	<b>12 G. GIANNINI</b>	Not Actively Competing
12.41.51	<b>20 M. VAN DER VOORT</b>	Not Actively Competing
12.48.42	<b>54 B. SOFUOGLU</b>	Long Lap Penalty - Irresponsible Riding - Art. 1.21.2
12.49.32		2/3 of Race Distance Completed
12.53.26	<b>54 B. SOFUOGLU</b>	LLP Completed
12.55.15	<b>75 M. PONS PAYERAS</b>	Entered Pits
12.57.18	<b>75 M. PONS PAYERAS</b>	Retired
12.59.14	<b>72 Y. RUIZ</b>	Crashed - Turn 5
12.59.47	<b>72 Y. RUIZ</b>	Not Actively Competing
13.00.26		Podium Confirmed
13.00.39		2023 WorldSSP Winning Team: Ten Kate Racing Yamaha
13.01.52		Results confirmed
13.02.04		End Of Session
13.09.31		Incident in turn 9 - no further action

28/10/2023      Start      End      The results are provisional until the end of the time limit for protests and appeals and the completion of the technical checks.

These data/results cannot be reproduced, stored and/or transmitted in whole or in part by any manner of electronic, mechanical, photocopying, recording, broadcasting or otherwise now known or herein after developed without the previous express consent by the copyright owner, except for reproduction in daily press and regular printed publications on sale to the public within 60 days of the event related to those data/results and always provided that copyright symbol appears together as follows below.

© DORNA WSBK ORGANIZATION Srl 2023



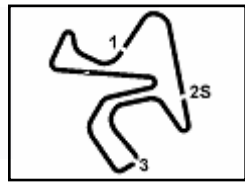
Jerez 4.423 m

**Prometeon Spanish Round, 27 - 29 October 2023**  
**Championship Standings**

	Points	Points From First	Points From Previous	February 26 PHILLIP ISLAND	March 5 MANDALIKA	April 23 ASSEN	May 7 BARCELONA	June 4 MISANO	July 2 DONINGTON PARK	July 16 IMOLA	July 30 MOST	September 10 MAGNY-COURS	September 24 ARAGON	October 1 PORTIMAO	October 29 JEREZ			
<b>1</b> <b>BULEGA</b> Nicolo (ITA)	<b>478</b>			25 25 1 1	11 16 1 1	25 25 1 1	25 1	25 20 1 1	25 25 1 1	16 20 1 1	25 1	25 25 1 1	25 25 1 1	25 20 1 1	25 1			
<b>2</b> <b>MANZI</b> Stefano (ITA)	<b>388</b>	90		10 20 6 2	9 20 3 2	11 20 2 2	10 16 2 3	20 25 2 2	20 11 2 2	25 25 2 2	20 2	20 16 2 2	5 20 2 2	20 25 2 2	20 2			
<b>3</b> <b>SCHROETTER</b> Marcel (GER)	<b>294</b>	184	94	9 13 7 3	13 11 5 5	20 13 3 3	20 20 3 2	13 16 3 3	8 3	20 8 3 3	10 20 3 3	9 13 3 3	20 11 3 3	13 13 3 3	1 3			
<b>4</b> <b>CARICASULO</b> Federico (ITA)	<b>247</b>	231	47	6 10 14	20 25 6 4	10 16 5 4	11 10 4 4	16 13 4 4	13 16 4 3		6 5 4 4	8 6 4 4	13 16 4 4	10 11 4 4	16 4			
<b>5</b> <b>DEBISE</b> Valentin (FRA)	<b>171</b>	307	76	3 8 13 10	10 8 10	13 10 8 7	8 13 8 6		6 9 9 8	9 8 8	5 4 8 8	16 20 7 6	6 9 6 6	11 6 6	11 5			
<b>6</b> <b>SOFUOGLU</b> Bahattin (TUR)	<b>168</b>	310	3	5 16	7 6 15 11	5 13 13	16 25 10 7	9 9 6	3 8 7 7	13 5 5	16 16 5 5	7 5 5	10 13 5 5	9 5 5				
<b>7</b> <b>TUULI</b> Niki (FIN)	<b>158</b>	320	10	13 7 4 4	16 10 4 5	4 11 6 6	6 8 5 5	7 6 5 5	1 4 5 5		9 7 6 6	11 11 6 6	7 7 7 7	7 6 7 7	7 7			
<b>8</b> <b>NAVARRO</b> Jorge (ESP)	<b>158</b>	320	0	7 10 9 7	4 8 8 8	6 9 7 7	9 7 7 10	8 7 8	4 5 8 9	10 9 9	7 8 10	7 12 11	9 10 11 9	16 9 8 8	13 7			
<b>9</b> <b>MONTELLA</b> Yari (ITA)	<b>145</b>	333	13			8 18 19	5 18 18	11 14 16	16 20 14 11	11 16 10 9		10 8 10 9	16 8 8 8		16 9 8			
<b>10</b> <b>DE ROSA</b> Raffaele (ITA)	<b>138</b>	340	7	9 13	9 16 11	7 7 12 10	1 6 12 12		9 7 12 14	10 11 12 12	13 6 10 9		11 7 12 10	8 8 10 10	9 10			
<b>11</b> <b>VAN STRAALEN</b> Glenn (NED)	<b>127</b>	351	11	2 11 14 9	5 11 11	16 5 8 9	13 11 8 8	9 6 7	11 6 6 6	3 7 7	8 7 7		3 8 9 10		10 11 11			
<b>12</b> <b>HUERTAS</b> Adrian (ESP)	<b>121</b>	357	6			3 8 21 17	4 4 15 14	5 11 14 13	10 13 13 12	6 13 13 11	11 1 11 11	13 9 8 8			10 11 12			
<b>13</b> <b>SPINELLI</b> Nicholas (ITA)	<b>74</b>	404	47	20 2 4	7 10 9	2 11 12	7 9 11 11	4 8 11 11		9 11 13		13 13 13 13	2 6 13 13		13 13			
<b>14</b> <b>ONCU</b> Can (TUR)	<b>73</b>	405	1	16 8	25 13 2 3	9 4 5		6 8 10 10	10 10 10 10		14 14 14 14		2 14 14		2 1 14 14	5 14		
<b>15</b> <b>BOOTH-AMOS</b> Tom (GBR)	<b>56</b>	422	17			1 6 23 20	3 2 19 19	4 20 18	7 10 17 15	8 15 15	3 3 15 15	3 15 15	5 1 15 15		15 15			
<b>16</b> <b>MCPHEE</b> John (GBR)	<b>55</b>	423	1	16 4 3 4	6 5 6 7		10 11 13 13	13 14 13 14	15 16 15 16	2 16 17	13 17 16	1 16 16	3 3 16 16	2 16 16	2 16			
<b>17</b> <b>MACKENZIE</b> Tarran (GBR)	<b>40</b>	438	15	11 5 10	2 2 13 15		15 15 15 16	17 20 17 20	20 20 20 20	20 20 20 20	20 20 20 17		17 17 17 17	17 17 17 17	17 17			
<b>18</b> <b>DALLA PORTA</b> Lorenzo (ITA)	<b>37</b>	441	3									6 10 29 24		6 7 21 19	8 18			
<b>19</b> <b>MAHIAS</b> Lucas (FRA)	<b>37</b>	441	0				3 25	6 7 21 18	5 19 19	7 7 17 16	2 16 18	18 18 18 18	18 18 18 18	18 18 18 18	18 18			
<b>20</b> <b>CORSI</b> Simone (ITA)	<b>27</b>	451	10			3 24	24 25 24 25	10 10 19 17	10 17 17 18		19 19 19 19		20 20 20 20	20 20 20 20	20 22 20 20	4 20		
<b>21</b> <b>BAYLISS</b> Oliver (AUS)	<b>26</b>	452	1	6 14	8 4 12 11		14 14 14 15	3 5 16 15		16 17 16 17	18 18 18 18	18 19 18 19	19 19 19 19	19 19 19 19	19 20 19 20	21 21		
<b>22</b> <b>EDWARDS</b> Tom (AUS)	<b>26</b>	452	0			1 25	2 5 24 21	3 23 22	2 2 22 20		20 20 20 20	20 23 24 25	25 24 25 24	2 5 4 21 20	21 21			
<b>23</b> <b>SARMOON</b> Anupab (THA)	<b>24</b>	454	2	8 2 8 12	3 1 13 16		16 16 17 17	17 17 18 21	21 22 21 22	22 22 22 22	23 21 23 21	21 21 21 21	21 21 21 21	21 23 21 23	23 23			
<b>24</b> <b>VERDOIA</b> Andy (FRA)	<b>21</b>	457	3						3 27	2 6 25 23	4 20 23	5 1 22 22	22 22 22 22	24 24 24 24	24 24			
<b>25</b> <b>NORRODIN</b> Adam (MAS)	<b>20</b>	458	1	4 1 12 16	1 3 17 17		17 18 20 20	20 20 21 23	23 23 23 23	23 25 23 25	11 25 22	22 23 22 23	23 23 23 23	25 25 25 25	25 25			

28/10/2023 First Line: Championship Standings - Second Line: Ranking Progression  
 These data/results cannot be reproduced, stored and/or transmitted in whole or in part by any manner of electronic, mechanical, photocopying, recording, broadcasting or otherwise now known or herein after developed without the previous express consent by the copyright owner, except for reproduction in daily press and regular printed publications on sale to the public within 60 days of the event related to those data/results and always provided that copyright symbol appears together as follows below.  
 © DORNA WSBK ORGANIZATION Srl 2023





Jerez 4.423 m

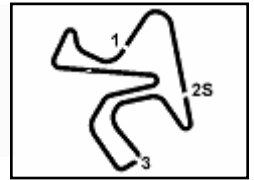
**Prometeon Spanish Round, 27 - 29 October 2023**  
**Championship Standings**

	Points	Points From First	Points From Previous	February 26 PHILLIP ISLAND	March 5 MANDALIKA	April 23 ASSEN	May 7 BARCELONA	June 4 MISANO	July 2 DONINGTON PARK	July 16 IMOLA	July 30 MOST	September 10 MAGNY-COURS	September 24 ARAGON	October 1 PORTIMAO	October 29 JEREZ				
26 <b>VOSTATEK</b> Ondrej [CZE]	15	463	5										1 40	4 33	4 29	3 26	3 26		
27 <b>GRADINGER</b> Thomas [AUT]	10	468	5								10 25	25 26	26 26	26 26	26 27	27 27			
28 <b>FULIGNI</b> Federico [ITA]	10	468	0					1 27	28 28	29 31	33 33	25 25	26 26	26 26	26 27	27 27			
29 <b>FULIGNI</b> Filippo [ITA]	10	468	0							5 25	5 24	24 24	25 25	26 26	26 26	26 27	27 27		
30 <b>RUIZ</b> Yeray [ESP]	10	468	0											4 34	1 33	5 34	27 27		
31 <b>GIMBERT</b> Johan [FRA]	9	469	1									4 31	5 29	29 29	29 29	31 31	31 31		
32 <b>MANTOVANI</b> Andrea [ITA]	9	469	0			2 22	4 21	21 21	22 22	23 23	23 23	23 23	25 25	28 28	29 29	29 29	31 31	31 31	
33 <b>JESPERSEN</b> Simon [DEN]	6	472	3										2 37	4 31	31 31	31 31	32 32	33 33	
34 <b>DIAZ</b> Alvaro [ESP]	6	472	0								3 31	31 31	33 35	36 36	31 31	31 31	32 32	33 33	
35 <b>TRUELOVE</b> Harry [GBR]	5	473	1	5 11	16 16	18 18	19 19	22 22	23 23	25 25	25 25	25 25	27 27	29 29	30 30	32 32	33 33	33 33	35 35
36 <b>KOFLER</b> Maximilian [AUT]	4	474	1								4 28	28 28	30 30	31 31	33 33	34 34	36 36	36 36	
37 <b>OTTAVIANI</b> Luca [ITA]	4	474	0							4 28	28 28	28 28	30 30	31 31	33 33	34 34	36 36	36 36	
38 <b>WONGTHANANON</b> Apiwath [THA]	4	474	0	1 15	3 19	19 19	20 20	23 23	23 23	24 24	26 26	26 26	26 26	26 26	28 28	28 28	28 28	30 30	
39 <b>KOFLER</b> Andreas [AUT]	3	475	1									1 33	2 33	33 33	35 35	36 36	38 38	39 39	
40 <b>BUSSOLOTTI</b> Marco [ITA]	2	476	1					2 27	27 27	28 28	30 30	32 32	35 35	37 37	38 38	39 39	40 40	40 40	
41 <b>POWER</b> Luke [AUS]	1	477	1								1 33	33 33	36 36	39 39	39 39	40 40	41 41	41 41	
42 <b>VALTULINI</b> Stefano [ITA]	1	477	0							1 31	33 33	33 33	36 36	39 39	39 39	40 40	41 41	41 41	
43 <b>IRWIN</b> Rhys [IRL]	1	477	0						1 29	31 31	33 33	33 33	36 36	39 39	39 39	40 40	41 41	41 41	
44 <b>FERNANDEZ GONZALEZ</b>	1	477	0				1 27	27 27	28 28	28 28	29 29	31 31	33 33	33 33	36 36	39 39	39 39	40 40	

28/10/2023 First Line: Championship Standings - Second Line: Ranking Progression  
These data/results cannot be reproduced, stored and/or transmitted in whole or in part by any manner of electronic, mechanical, photocopying, recording, broadcasting or otherwise now known or herein after developed without the previous express consent by the copyright owner, except for reproduction in daily press and regular printed publications on sale to the public within 60 days of the event related to those data/results and always provided that copyright symbol appears together as follows below.  
© DORNA WSBK ORGANIZATION Srl 2023







Jerez 4.423 m

**Prometeon Spanish Round, 27 - 29 October 2023**  
**Lap Chart Race 1**

1 / 4

		Lap																
	1	2	3	4	5	6	7	8	9	10	11	12	13	14	15	16	17	
1	11	11	11	11	11	11	11	11	11	11	11	11	11	11	11	11	11	
2	64	64	64	64	64	64	62	62	62	62	62	62	62	62	62	62	62	
3	23	23	23	23	62	62	64	64	64	64	64	64	64	64	64	64	64	
4	99	94	62	62	94	94	94	94	94	94	94	94	94	94	94	94	9	
5	94	62	94	94	99	9	9	9	9	9	9	9	9	9	9	9	94	
6	62	99	99	99	9	99	99	99	99	99	99	99	99	99	99	99	99	
7	3	9	9	9	61	3	3	3	3	3	3	3	3	3	3	3	3	
8	9	61	61	61	3	61	61	61	28	28	28	28	72	48	72	72	48	
9	61	3	3	3	72	28	28	28	72	66	66	72	48	72	48	66	66	
10	72	72	72	72	28	72	72	72	66	72	72	48	66	66	66	48	28	
11	28	28	28	28	66	66	66	66	61	61	48	66	28	28	28	28	61	
12	66	66	66	66	48	48	48	48	48	48	61	61	61	61	61	61	40	
13	48	48	48	48	20	51	50	50	50	50	50	50	40	40	40	40	50	
14	20	51	20	20	12	50	51	51	51	40	40	40	50	50	50	50	51	
15	51	20	51	51	51	24	24	24	40	51	51	51	51	51	51	51	23	
16	50	50	50	12	50	40	40	40	24	24	24	24	24	23	23	23	54	
17	24	24	12	50	24	95	95	75	54	54	54	54	23	24	24	54	24	
18	12	12	24	24	40	75	75	95	75	75	23	23	32	32	32	24	32	
19	32	75	54	54	75	32	32	32	32	23	75	32	54	54	54	32	95	
20	26	32	40	40	95	89	89	89	95	32	32	75	75	95	95	95	35	
21	75	54	75	32	32	54	54	54	23	95	95	95	95	89	89	35	89	
22	95	95	32	75	89	35	23	23	89	89	89	89	89	35	35	89	37	
23	35	40	95	95	54	23	35	35	35	35	35	35	35	37	37	37	27	
24	89	35	89	89	37	37	37	37	37	37	37	37	37	27	27	27	21	
25	40	89	37	37	35	27	27	27	27	27	27	27	27	21	21	21		
26	37	37	35	35	23	21	21	21	21	21	21	21	21					
27	54	21	21	21	27													
28	21	27	27	27	21													
29	27																	

Final Result		
1	<b>11</b> N. BULEGA	Laps 17
2	<b>62</b> S. MANZI	4.892
3	<b>64</b> F. CARICASULO	4.931
4	<b>9</b> J. NAVARRO	8.335
5	<b>94</b> V. DEBISE	8.390
6	<b>99</b> A. HUERTAS	11.557
7	<b>3</b> R. DE ROSA	13.055
8	<b>48</b> L. DALLA PORTA	21.083
9	<b>66</b> N. TUULI	21.234
10	<b>28</b> G. VAN STRAALEN	21.563
11	<b>61</b> C. ONCU	26.960
12	<b>40</b> S. CORSI	30.538
13	<b>50</b> D. VOSTATEK	31.920
14	<b>51</b> A. SARMOON	37.815
15	<b>23</b> M. SCHROETTER	41.236
16	<b>54</b> B. SOFUOGLU	46.087
17	<b>24</b> A. WONGTHANANON	47.175
18	<b>32</b> D. BAYLISS	47.402
19	<b>95</b> T. MACKENZIE	48.310
20	<b>35</b> L. TACCINI	55.720
21	<b>89</b> K. BIN PAWI	57.205
22	<b>37</b> J. PEREZ GONZALEZ	1'03.104
23	<b>27</b> A. DIAZ	1'12.273
24	<b>21</b> F. FULIGNI	1'21.915
RET	<b>72</b> Y. RUIZ	1 Lap
RET	<b>75</b> M. PONS PAYERAS	4 Laps
RET	<b>20</b> M. VAN DER VOORT	12 Laps
RET	<b>12</b> G. GIANNINI	12 Laps
RET	<b>26</b> M. NORRODIN	16 Laps
RET	<b>6</b> E. PUSCEDDU	
RET	<b>55</b> Y. MONTELLA	

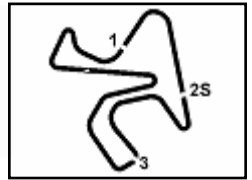
28/10/2023

These data/results cannot be reproduced, stored and/or transmitted in whole or in part by any manner of electronic, mechanical, photocopying, recording, broadcasting or otherwise now known or herein after developed without the previous express consent by the copyright owner, except for reproduction in daily press and regular printed publications on sale to the public within 60 days of the event related to those data/results and always provided that copyright symbol appears together as follows below.

© DORNA WSBK ORGANIZATION Srl 2023

FICR PERUGIA TIMING





Jerez 4.423 m

**Prometeon Spanish Round, 27 - 29 October 2023**  
**Lap Chart Race 1**

2 / 4

Lap 1		
1	11 N.Bulega	1'47.175
2	64 F.Caricasulo	0.649
3	23 M.Schroetter	1.026
4	99 A.Huertas	1.680
5	94 V.Debise	1.809
6	62 S.Manzi	2.156
7	3 R.De Rosa	2.773
8	9 J.Navarro	2.936
9	61 C.Oncu	3.098
10	72 Y.Ruiz	3.424
11	28 G.van Straalen	3.592
12	66 N.Tuuli	3.782
13	48 L.Dalla Porta	4.397
14	20 M.Van Der Voort	4.835
15	51 A.Sarmoon	5.138
16	50 O.Vostatek	5.938
17	24 A.Wongthananon	6.010
18	12 G.Giannini	6.551
19	32 O.Bayliss	7.610
20	26 M.Norrodin	8.138
21	75 M.Pons Payeras	8.147
22	95 T.Mackenzie	8.192
23	35 L.Taccini	8.307
24	89 K.Bin Pawi	8.373
25	40 S.Corsi	8.457
26	37 J.Perez Gonzalez	8.779
27	54 B.Sofuoglu	9.051
28	21 F.Fuligni	20.655
29	27 A.Diaz	23.228

12	66 N.Tuuli	7.721
13	48 L.Dalla Porta	7.877
14	20 M.Van Der Voort	9.953
15	51 A.Sarmoon	10.227
16	50 O.Vostatek	10.446
17	12 G.Giannini	11.057
18	24 A.Wongthananon	11.059
19	54 B.Sofuoglu	13.201
20	40 S.Corsi	14.153
21	75 M.Pons Payeras	15.316
22	32 O.Bayliss	15.320
23	95 T.Mackenzie	15.642
24	89 K.Bin Pawi	16.065
25	37 J.Perez Gonzalez	17.782
26	35 L.Taccini	18.066
27	21 F.Fuligni	26.773
28	27 A.Diaz	30.424

Lap 6		
1	11 N.Bulega	10'19.937
2	64 F.Caricasulo	4.320
3	62 S.Manzi	4.669
4	94 V.Debise	5.913
5	9 J.Navarro	6.894
6	99 A.Huertas	7.052
7	3 R.De Rosa	8.730
8	61 C.Oncu	9.183
9	28 G.van Straalen	10.489
10	72 Y.Ruiz	10.719
11	66 N.Tuuli	10.829
12	48 L.Dalla Porta	13.467
13	51 A.Sarmoon	16.370
14	50 O.Vostatek	16.450
15	24 A.Wongthananon	16.835
16	40 S.Corsi	18.510
17	95 T.Mackenzie	24.542
18	75 M.Pons Payeras	24.956
19	32 O.Bayliss	25.040
20	89 K.Bin Pawi	25.406
21	54 B.Sofuoglu	28.334
22	35 L.Taccini	29.414
23	23 M.Schroetter	29.730
24	37 J.Perez Gonzalez	30.050
25	27 A.Diaz	39.462
26	21 F.Fuligni	1'00.013

12	48 L.Dalla Porta	15.016
13	50 O.Vostatek	19.632
14	51 A.Sarmoon	19.989
15	24 A.Wongthananon	20.564
16	40 S.Corsi	20.699
17	75 M.Pons Payeras	29.596
18	95 T.Mackenzie	29.608
19	32 O.Bayliss	29.975
20	89 K.Bin Pawi	30.817
21	54 B.Sofuoglu	31.294
22	23 M.Schroetter	32.504
23	35 L.Taccini	34.081
24	37 J.Perez Gonzalez	36.534
25	27 A.Diaz	46.017
26	21 F.Fuligni	1'04.445

Lap 2		
1	11 N.Bulega	3'29.050
2	64 F.Caricasulo	1.831
3	23 M.Schroetter	1.999
4	94 V.Debise	2.856
5	62 S.Manzi	3.220
6	99 A.Huertas	3.312
7	9 J.Navarro	4.215
8	61 C.Oncu	4.773
9	3 R.De Rosa	4.892
10	72 Y.Ruiz	5.148
11	28 G.van Straalen	5.396
12	66 N.Tuuli	5.703
13	48 L.Dalla Porta	6.351
14	51 A.Sarmoon	7.465
15	20 M.Van Der Voort	7.655
16	50 O.Vostatek	8.241
17	24 A.Wongthananon	8.534
18	12 G.Giannini	8.834
19	75 M.Pons Payeras	11.426
20	32 O.Bayliss	11.500
21	54 B.Sofuoglu	11.665
22	95 T.Mackenzie	11.746
23	40 S.Corsi	12.052
24	35 L.Taccini	12.325
25	89 K.Bin Pawi	12.866
26	37 J.Perez Gonzalez	13.130
27	21 F.Fuligni	24.200
28	27 A.Diaz	27.293

Lap 4		
1	11 N.Bulega	6'54.036
2	64 F.Caricasulo	3.161
3	23 M.Schroetter	3.351
4	62 S.Manzi	4.218
5	94 V.Debise	4.947
6	99 A.Huertas	5.517
7	9 J.Navarro	6.086
8	61 C.Oncu	6.419
9	3 R.De Rosa	6.849
10	72 Y.Ruiz	7.722
11	28 G.van Straalen	8.082
12	66 N.Tuuli	9.002
13	48 L.Dalla Porta	9.140
14	20 M.Van Der Voort	12.072
15	51 A.Sarmoon	12.425
16	12 G.Giannini	12.726
17	50 O.Vostatek	12.812
18	24 A.Wongthananon	13.455
19	54 B.Sofuoglu	14.323
20	40 S.Corsi	15.708
21	32 O.Bayliss	18.197
22	75 M.Pons Payeras	18.565
23	95 T.Mackenzie	18.773
24	89 K.Bin Pawi	19.312
25	37 J.Perez Gonzalez	22.263
26	35 L.Taccini	22.622
27	21 F.Fuligni	29.265
28	27 A.Diaz	33.651

Lap 7		
1	11 N.Bulega	12'03.085
2	62 S.Manzi	4.997
3	64 F.Caricasulo	5.064
4	94 V.Debise	6.285
5	9 J.Navarro	7.388
6	99 A.Huertas	7.598
7	3 R.De Rosa	9.453
8	61 C.Oncu	10.991
9	28 G.van Straalen	11.505
10	72 Y.Ruiz	11.886
11	66 N.Tuuli	12.030
12	48 L.Dalla Porta	14.336
13	50 O.Vostatek	18.090
14	51 A.Sarmoon	18.490
15	24 A.Wongthananon	19.023
16	40 S.Corsi	19.822
17	95 T.Mackenzie	26.986
18	75 M.Pons Payeras	27.319
19	32 O.Bayliss	27.839
20	89 K.Bin Pawi	28.258
21	54 B.Sofuoglu	30.062
22	23 M.Schroetter	31.332
23	35 L.Taccini	31.893
24	37 J.Perez Gonzalez	33.017
25	27 A.Diaz	43.105
26	21 F.Fuligni	1'02.349

Lap 9		
1	11 N.Bulega	15'29.773
2	62 S.Manzi	5.277
3	64 F.Caricasulo	5.447
4	94 V.Debise	6.392
5	9 J.Navarro	7.938
6	99 A.Huertas	8.051
7	3 R.De Rosa	10.030
8	28 G.van Straalen	13.639
9	72 Y.Ruiz	14.013
10	66 N.Tuuli	14.068
11	61 C.Oncu	14.467
12	48 L.Dalla Porta	15.329
13	50 O.Vostatek	20.815
14	51 A.Sarmoon	21.394
15	40 S.Corsi	21.805
16	24 A.Wongthananon	23.386
17	54 B.Sofuoglu	32.466
18	75 M.Pons Payeras	32.972
19	32 O.Bayliss	33.027
20	95 T.Mackenzie	33.321
21	23 M.Schroetter	33.531
22	89 K.Bin Pawi	33.543
23	35 L.Taccini	36.796
24	37 J.Perez Gonzalez	39.432
25	27 A.Diaz	48.799
26	21 F.Fuligni	1'06.508

Lap 3		
1	11 N.Bulega	5'11.461
2	64 F.Caricasulo	2.582
3	23 M.Schroetter	2.796
4	62 S.Manzi	3.741
5	94 V.Debise	4.278
6	99 A.Huertas	4.534
7	9 J.Navarro	5.222
8	61 C.Oncu	5.631
9	3 R.De Rosa	5.942
10	72 Y.Ruiz	6.547
11	28 G.van Straalen	6.819

Lap 5		
1	11 N.Bulega	8'36.886
2	64 F.Caricasulo	3.923
3	62 S.Manzi	4.427
4	94 V.Debise	5.352
5	99 A.Huertas	6.274
6	9 J.Navarro	6.479
7	61 C.Oncu	7.147
8	3 R.De Rosa	7.803
9	72 Y.Ruiz	8.976
10	28 G.van Straalen	9.398
11	66 N.Tuuli	10.021
12	48 L.Dalla Porta	12.388
13	20 M.Van Der Voort	13.635
14	12 G.Giannini	13.957
15	51 A.Sarmoon	14.437
16	50 O.Vostatek	14.516
17	24 A.Wongthananon	15.049
18	40 S.Corsi	17.128
19	75 M.Pons Payeras	21.608
20	95 T.Mackenzie	21.700
21	32 O.Bayliss	22.122
22	89 K.Bin Pawi	22.385
23	54 B.Sofuoglu	26.502
24	37 J.Perez Gonzalez	26.771

Lap 8		
1	11 N.Bulega	13'46.265
2	62 S.Manzi	5.436
3	64 F.Caricasulo	5.540
4	94 V.Debise	6.540
5	9 J.Navarro	7.834
6	99 A.Huertas	7.956
7	3 R.De Rosa	9.931
8	61 C.Oncu	12.480
9	28 G.van Straalen	12.572
10	72 Y.Ruiz	12.882
11	66 N.Tuuli	13.237

Lap 10		
1	11 N.Bulega	17'13.149
2	62 S.Manzi	5.542
3	64 F.Caricasulo	5.788
4	94 V.Debise	6.441
5	9 J.Navarro	8.129
6	99 A.Huertas	8.334
7	3 R.De Rosa	10.177
8	28 G.van Straalen	14.941
9	66 N.Tuuli	15.097
10	72 Y.Ruiz	15.355
11	61 C.Oncu	15.618
12	48 L.Dalla Porta	15.937
13	50 O.Vostatek	22.182
14	40 S.Corsi	22.967
15	51 A.Sarmoon	23.175
16	24 A.Wongthananon	26.575
17	54 B.Sofuoglu	34.198
18	75 M.Pons Payeras	34.671
19	23 M.Schroetter	34.887
20	32 O.Bayliss	35.177
21	95 T.Mackenzie	35.438
22	89 K.Bin Pawi	36.346
23	35 L.Taccini	39.703
24	37 J.Perez Gonzalez	42.791
25	27 A.Diaz	51.994
26	21 F.Fuligni	1'08.548

Lap 11		
--------	--	--

28/10/2023

These data/results cannot be reproduced, stored and/or transmitted in whole or in part by any manner of electronic, mechanical, photocopying, recording, broadcasting or otherwise now known or herein after developed without the previous express consent by the copyright owner, except for reproduction in daily press and regular printed publications on sale to the public within 60 days of the event related to those data/results and always provided that copyright symbol appears together as follows below.

© DORNA WSBK ORGANIZATION Srl 2023



Jerez 4.423 m

## Prometeon Spanish Round, 27 - 29 October 2023 Lap Chart Race 1

1	11	N.Bulega	18'56.810
2	62	S.Manzi	5.146
3	64	F.Caricasulo	5.370
4	94	V.Debise	6.866
5	9	J.Navarro	8.054
6	99	A.Huertas	8.429
7	3	R.De Rosa	10.498
8	28	G.van Straalen	15.566
9	66	N.Tuuli	15.798
10	72	Y.Ruiz	16.020
11	48	L.Dalla Porta	16.255
12	61	C.Oncu	17.286
13	50	O.Vostatek	23.277
14	40	S.Corsi	23.710
15	51	A.Sarmoon	24.281
16	24	A.Wongthananon	29.656
17	54	B.Sofuoglu	35.509
18	23	M.Schroetter	35.686
19	75	M.Pons Payeras	36.301
20	32	O.Bayliss	36.592
21	95	T.Mackenzie	37.109
22	89	K.Bin Pawi	38.522
23	35	L.Taccini	42.432
24	37	J.Perez Gonzalez	45.325
25	27	A.Diaz	54.445
26	21	F.Fuligni	1'10.343

### Lap 12

1	11	N.Bulega	20'40.559
2	62	S.Manzi	4.924
3	64	F.Caricasulo	5.079
4	94	V.Debise	6.885
5	9	J.Navarro	7.896
6	99	A.Huertas	8.550
7	3	R.De Rosa	10.783
8	28	G.van Straalen	16.437
9	72	Y.Ruiz	16.548
10	48	L.Dalla Porta	16.896
11	66	N.Tuuli	17.152
12	61	C.Oncu	18.134
13	50	O.Vostatek	24.207
14	40	S.Corsi	24.516
15	51	A.Sarmoon	25.541
16	24	A.Wongthananon	32.845
17	54	B.Sofuoglu	36.363
18	23	M.Schroetter	36.538
19	32	O.Bayliss	37.741
20	75	M.Pons Payeras	38.382
21	95	T.Mackenzie	38.611
22	89	K.Bin Pawi	41.391
23	35	L.Taccini	44.695
24	37	J.Perez Gonzalez	48.354
25	27	A.Diaz	56.773
26	21	F.Fuligni	1'12.173

### Lap 13

1	11	N.Bulega	22'23.979
2	62	S.Manzi	4.900
3	64	F.Caricasulo	5.118
4	94	V.Debise	7.098
5	9	J.Navarro	8.059
6	99	A.Huertas	8.814
7	3	R.De Rosa	11.439
8	72	Y.Ruiz	17.733
9	48	L.Dalla Porta	17.755
10	66	N.Tuuli	18.086
11	28	G.van Straalen	18.255
12	61	C.Oncu	19.250
13	40	S.Corsi	26.043
14	50	O.Vostatek	26.666
15	51	A.Sarmoon	27.479
16	24	A.Wongthananon	36.437
17	23	M.Schroetter	37.976

18	32	O.Bayliss	39.141
19	54	B.Sofuoglu	40.682
20	75	M.Pons Payeras	40.959
21	95	T.Mackenzie	40.998
22	89	K.Bin Pawi	44.677
23	35	L.Taccini	47.097
24	37	J.Perez Gonzalez	51.675
25	27	A.Diaz	59.722
26	21	F.Fuligni	1'14.274

### Lap 14

1	11	N.Bulega	24'07.465
2	62	S.Manzi	4.730
3	64	F.Caricasulo	4.974
4	94	V.Debise	7.456
5	9	J.Navarro	8.125
6	99	A.Huertas	9.116
7	3	R.De Rosa	12.094
8	48	L.Dalla Porta	18.552
9	72	Y.Ruiz	18.775
10	66	N.Tuuli	18.912
11	28	G.van Straalen	19.452
12	61	C.Oncu	20.289
13	40	S.Corsi	27.453
14	50	O.Vostatek	27.996
15	51	A.Sarmoon	29.530
16	23	M.Schroetter	38.914
17	24	A.Wongthananon	39.494
18	32	O.Bayliss	40.941
19	54	B.Sofuoglu	42.033
20	95	T.Mackenzie	42.675
21	89	K.Bin Pawi	48.157
22	35	L.Taccini	49.204
23	37	J.Perez Gonzalez	54.921
24	27	A.Diaz	1'03.010
25	21	F.Fuligni	1'16.076

### Lap 15

1	11	N.Bulega	25'51.243
2	62	S.Manzi	4.353
3	64	F.Caricasulo	4.613
4	94	V.Debise	7.575
5	9	J.Navarro	8.067
6	99	A.Huertas	9.455
7	3	R.De Rosa	12.414
8	72	Y.Ruiz	19.121
9	48	L.Dalla Porta	19.192
10	66	N.Tuuli	19.460
11	28	G.van Straalen	19.838
12	61	C.Oncu	21.985
13	40	S.Corsi	28.313
14	50	O.Vostatek	28.866
15	51	A.Sarmoon	31.322
16	23	M.Schroetter	39.288
17	24	A.Wongthananon	41.537
18	32	O.Bayliss	42.503
19	54	B.Sofuoglu	42.909
20	95	T.Mackenzie	43.826
21	89	K.Bin Pawi	50.761
22	35	L.Taccini	51.028
23	37	J.Perez Gonzalez	58.075
24	27	A.Diaz	1'06.557
25	21	F.Fuligni	1'17.715

### Lap 16

1	11	N.Bulega	27'34.786
2	62	S.Manzi	4.896
3	64	F.Caricasulo	4.977
4	94	V.Debise	8.045
5	9	J.Navarro	8.286
6	99	A.Huertas	10.691
7	3	R.De Rosa	12.839
8	72	Y.Ruiz	20.390

9	66	N.Tuuli	20.572
10	48	L.Dalla Porta	20.698
11	28	G.van Straalen	20.860
12	61	C.Oncu	24.409
13	40	S.Corsi	29.701
14	50	O.Vostatek	30.164
15	51	A.Sarmoon	34.206
16	23	M.Schroetter	40.350
17	54	B.Sofuoglu	44.620
18	24	A.Wongthananon	45.038
19	32	O.Bayliss	45.194
20	95	T.Mackenzie	46.116
21	35	L.Taccini	53.856
22	89	K.Bin Pawi	54.099
23	37	J.Perez Gonzalez	1'00.898
24	27	A.Diaz	1'09.655
25	21	F.Fuligni	1'19.622

### Lap 17

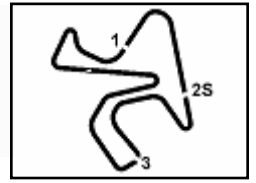
1	11	N.Bulega	29'18.670
2	62	S.Manzi	4.892
3	64	F.Caricasulo	4.931
4	9	J.Navarro	8.335
5	94	V.Debise	8.390
6	99	A.Huertas	11.557
7	3	R.De Rosa	13.055
8	48	L.Dalla Porta	21.083
9	66	N.Tuuli	21.234
10	28	G.van Straalen	21.563
11	61	C.Oncu	26.960
12	40	S.Corsi	30.538
13	50	O.Vostatek	31.920
14	51	A.Sarmoon	37.815
15	23	M.Schroetter	41.236
16	54	B.Sofuoglu	46.087
17	24	A.Wongthananon	47.175
18	32	O.Bayliss	47.402
19	95	T.Mackenzie	48.310
20	35	L.Taccini	55.720
21	89	K.Bin Pawi	57.205
22	37	J.Perez Gonzalez	1'03.104
23	27	A.Diaz	1'12.273
24	21	F.Fuligni	1'21.915

28/10/2023

These data/results cannot be reproduced, stored and/or transmitted in whole or in part by any manner of electronic, mechanical, photocopying, recording, broadcasting or otherwise now known or herein after developed without the previous express consent by the copyright owner, except for reproduction in daily press and regular printed publications on sale to the public within 60 days of the event related to those data/results and always provided that copyright symbol appears together as follows below.

© DORNA WSBK ORGANIZATION Srl 2023





Jerez 4.423 m

4 / 4

**Prometeon Spanish Round, 27 - 29 October 2023**  
**Lap Chart Race 1**

**Race Pace Comparison**

	11 Bul	62 Man	64 Car	9 Nav	94 Deb	99 Hue	3 DeR	48 DPo	66 Tuu	28 vSt	61 Onc	40 Cor	50 Vos	51 Sar
1	1'47.175	1'49.331	1'47.824	1'50.111	1'48.984	1'48.855	1'49.948	1'51.572	1'50.957	1'50.767	1'50.273	1'55.632	1'53.113	1'52.313
2	<b>1'41.875</b>	1'42.939	<b>1'43.057</b>	<b>1'43.154</b>	<b>1'42.922</b>	<b>1'43.507</b>	1'43.994	1'43.829	<b>1'43.796</b>	<b>1'43.679</b>	1'43.550	1'45.470	<b>1'44.178</b>	<b>1'44.202</b>
3	1'42.411	<b>1'42.932</b>	1'43.162	1'43.418	1'43.833	1'43.633	<b>1'43.461</b>	1'43.937	1'44.429	1'43.834	<b>1'43.269</b>	1'44.512	1'44.616	1'45.173
4	1'42.575	1'43.052	1'43.154	1'43.439	1'43.244	1'43.558	1'43.482	1'43.838	1'43.856	1'43.838	1'43.363	1'44.130	1'44.941	1'44.773
5	1'42.850	1'43.059	1'43.612	1'43.243	1'43.255	1'43.607	1'43.804	1'46.098	1'43.869	1'44.166	1'43.578	1'44.270	1'44.554	1'44.862
6	1'43.051	1'43.293	1'43.448	1'43.466	1'43.612	1'43.829	1'43.978	1'44.130	1'43.859	1'44.142	1'45.087	1'44.433	1'44.985	1'44.984
7	1'43.148	1'43.476	1'43.892	1'43.642	1'43.520	1'43.694	1'43.871	1'44.017	1'44.349	1'44.164	1'44.956	1'44.460	1'44.788	1'45.268
8	1'43.180	1'43.619	1'43.656	1'43.626	1'43.435	1'43.538	1'43.658	1'43.860	1'44.387	1'44.247	1'44.669	<b>1'44.057</b>	1'44.722	1'44.679
9	1'43.508	1'43.349	1'43.415	1'43.612	1'43.360	1'43.603	1'43.607	<b>1'43.821</b>	1'44.339	1'44.575	1'45.495	1'44.614	1'44.691	1'44.913
10	1'43.376	1'43.641	1'43.717	1'43.567	1'43.425	1'43.659	1'43.523	1'43.984	1'44.405	1'44.678	1'44.527	1'44.538	1'44.743	1'45.157
11	1'43.661	1'43.265	1'43.243	1'43.586	1'44.086	1'43.756	1'43.982	1'43.979	1'44.362	1'44.286	1'45.329	1'44.404	1'44.756	1'44.767
12	1'43.749	1'43.527	1'43.458	1'43.591	1'43.768	1'43.870	1'44.034	1'44.390	1'45.103	1'44.620	1'44.597	1'44.555	1'44.679	1'45.009
13	1'43.420	1'43.396	1'43.459	1'43.583	1'43.633	1'43.684	1'44.076	1'44.279	1'44.354	1'45.238	1'44.536	1'44.947	1'45.879	1'45.358
14	1'43.486	1'43.316	1'43.342	1'43.552	1'43.844	1'43.788	1'44.141	1'44.283	1'44.312	1'44.683	1'44.525	1'44.896	1'44.816	1'45.537
15	1'43.778	1'43.401	1'43.417	1'43.720	1'43.897	1'44.117	1'44.098	1'44.418	1'44.326	1'44.164	1'45.474	1'44.638	1'44.648	1'45.570
16	1'43.543	1'44.086	1'43.907	1'43.762	1'44.013	1'44.779	1'43.968	1'45.049	1'44.655	1'44.565	1'45.967	1'44.931	1'44.841	1'46.427
17	1'43.884	1'43.880	1'43.838	1'43.933	1'44.229	1'44.750	1'44.100	1'44.269	1'44.546	1'44.587	1'46.435	1'44.721	1'45.640	1'47.493

	23 Sch	54 Sof	24 Won	32 Bay	95 Mac	35 Tac	89 Bin	37 Per	27 Dia	21 FuF	72 Rui	75 Pon	20 Van	12 Gia
1	1'48.201	1'56.226	1'53.185	1'54.785	1'55.367	1'55.482	1'55.548	1'55.954	2'10.403	2'07.830	1'50.599	1'55.322	1'52.010	1'53.726
2	<b>1'42.848</b>	1'44.489	<b>1'44.399</b>	1'45.765	1'45.429	1'45.893	1'46.368	1'46.226	1'45.940	1'45.420	<b>1'43.599</b>	1'45.154	1'44.695	1'44.158
3	1'43.208	1'43.947	1'44.936	1'46.231	1'46.307	1'48.152	<b>1'45.610</b>	1'47.063	<b>1'45.542</b>	<b>1'44.984</b>	1'43.810	1'46.301	1'44.709	1'44.634
4	1'43.130	<b>1'43.697</b>	1'44.971	1'45.452	1'45.706	1'47.131	1'45.822	1'47.056	1'45.802	1'45.067	1'43.750	1'45.824	1'44.694	1'44.244
5	2'06.851	1'55.029	1'44.444	1'46.775	1'45.777	1'47.232	1'45.923	1'47.358	1'45.785	2'10.721	1'44.104	1'45.893	<b>1'44.413</b>	<b>1'44.081</b>
6	1'45.429	1'44.883	1'44.837	1'45.969	1'45.893	1'45.461	1'46.072	1'46.330	1'45.927	1'45.928	1'44.794	1'46.399		
7	1'44.750	1'44.876	1'45.336	1'45.947	1'45.592	1'45.627	1'46.000	1'46.115	1'46.791	1'45.484	1'44.315	1'45.511		
8	1'44.352	1'44.412	1'44.721	1'45.316	1'45.802	<b>1'45.368</b>	1'45.739	1'46.697	1'46.092	1'45.276	1'44.176	1'45.457		
9	1'44.535	1'44.680	1'46.330	1'46.560	1'47.221	1'46.223	1'46.234	1'46.406	1'46.290	1'45.571	1'44.639	1'46.884		
10	1'44.732	1'45.108	1'46.565	1'45.526	1'45.493	1'46.283	1'46.179	1'46.735	1'46.571	1'45.416	1'44.718	<b>1'45.075</b>		
11	1'44.460	1'44.972	1'46.742	1'45.076	1'45.332	1'46.390	1'45.837	1'46.195	1'46.112	1'45.456	1'44.326	1'45.291		
12	1'44.601	1'44.603	1'46.938	1'44.898	1'45.251	1'46.012	1'46.618	1'46.778	1'46.077	1'45.579	1'44.277	1'45.830		
13	1'44.858	1'47.739	1'47.012	<b>1'44.820</b>	1'45.807	1'45.822	1'46.706	1'46.741	1'46.369	1'45.521	1'44.605	1'45.997		
14	1'44.424	1'44.837	1'46.543	1'45.286	1'45.163	1'45.593	1'46.966	1'46.732	1'46.774	1'45.288	1'44.528			
15	1'44.152	1'44.654	1'45.821	1'45.340	<b>1'44.929</b>	1'45.602	1'46.382	1'46.932	1'47.325	1'45.417	1'44.124			
16	1'44.605	1'45.254	1'47.044	1'46.234	1'45.833	1'46.371	1'46.881	1'46.366	1'46.641	1'45.450	1'44.812			
17	1'44.770	1'45.351	1'46.021	1'46.092	1'46.078	1'45.748	1'46.990	<b>1'46.090</b>	1'46.502	1'46.177				

	26 NoM
1	1'55.313

28/10/2023  
These data/results cannot be reproduced, stored and/or transmitted in whole or in part by any manner of electronic, mechanical, photocopying, recording, broadcasting or otherwise now known or herein after developed without the previous express consent by the copyright owner, except for reproduction in daily press and regular printed publications on sale to the public within 60 days of the event related to those data/results and always provided that copyright symbol appears together as follows below.  
© DORNA WSBK ORGANIZATION Srl 2023

**Prometeon Spanish Round, 27 - 29 October 2023**  
**Best Sectors & Speed Race 1**

**RESULTS**

1	11	N. BULEGA	Ducati Panigale V2	Laps 17
2	62	S. MANZI	Yamaha YZF R6	4.892
3	64	F. CARICASULO	Ducati Panigale V2	4.931
4	9	J. NAVARRO	Yamaha YZF R6	8.335
5	94	V. DEBISE	Yamaha YZF R6	8.390
6	99	A. HUERTAS	Kawasaki ZX-6R	11.557
7	3	R. DE ROSA	Ducati Panigale V2	13.055
8	48	L. DALLA PORTA	Yamaha YZF R6	21.083
9	66	N. TUULI	Triumph Street Triple RS 765	21.234
10	28	G. VAN STRAALEN	Yamaha YZF R6	21.563
11	61	C. ONCU	Kawasaki ZX-6R	26.960
12	40	S. CORSI	Yamaha YZF R6	30.538
13	50	D. VOSTATEK	Triumph Street Triple RS 765	31.920
14	51	A. SARMOON	Yamaha YZF R6	37.815
15	23	M. SCHROETTER	MV Agusta F3 800 RR	41.236
16	54	B. SOFUOGLU	MV Agusta F3 800 RR	46.087
17	24	A. WONGTHANANON	Yamaha YZF R6	47.175
18	32	D. BAYLISS	Ducati Panigale V2	47.402
19	95	T. MACKENZIE	Honda CBR600RR	48.310
20	35	L. TACCINI	Kawasaki ZX-6R	55.720
21	89	K. BIN PAWI	Honda CBR600RR	57.205
22	37	J. PEREZ GONZALEZ	Ducati Panigale V2	1'03.104
23	27	A. DIAZ	Yamaha YZF R6	1'12.273
24	21	F. FULIGNI	Yamaha YZF R6	1'21.915
RET	72	Y. RUIZ	Yamaha YZF R6	1 Lap
RET	75	M. PONS PAYERAS	Yamaha YZF R6	4 Laps
RET	20	M. VAN DER VOORT	Yamaha YZF R6	12 Laps
RET	12	G. GIANNINI	Kawasaki ZX-6R	12 Laps
RET	26	M. NORRODIN	Honda CBR600RR	16 Laps
RET	6	E. PUSCEDDU	Yamaha YZF R6	
RET	55	Y. MONTELLA	Ducati Panigale V2	

**SPEED**

1	54	B. SOFUOGLU	MV Agusta F3 800 RR	249,2
2	9	J. NAVARRO	Yamaha YZF R6	248,1
3	27	A. DIAZ	Yamaha YZF R6	248,1
4	23	M. SCHROETTER	MV Agusta F3 800 RR	248,1
5	50	D. VOSTATEK	Triumph Street Triple RS 765	247,6
6	48	L. DALLA PORTA	Yamaha YZF R6	247,0
7	12	G. GIANNINI	Kawasaki ZX-6R	246,4
8	64	F. CARICASULO	Ducati Panigale V2	246,4
9	61	C. ONCU	Kawasaki ZX-6R	245,9
10	40	S. CORSI	Yamaha YZF R6	245,9
11	55	Y. MONTELLA	Ducati Panigale V2	245,3
12	3	R. DE ROSA	Ducati Panigale V2	245,3
13	94	V. DEBISE	Yamaha YZF R6	245,3
14	99	A. HUERTAS	Kawasaki ZX-6R	244,8
15	66	N. TUULI	Triumph Street Triple RS 765	244,8
16	24	A. WONGTHANANON	Yamaha YZF R6	244,3
17	95	T. MACKENZIE	Honda CBR600RR	244,3
18	20	M. VAN DER VOORT	Yamaha YZF R6	244,3
19	28	G. VAN STRAALEN	Yamaha YZF R6	243,7
20	32	D. BAYLISS	Ducati Panigale V2	243,7
21	37	J. PEREZ GONZALEZ	Ducati Panigale V2	243,7
22	72	Y. RUIZ	Yamaha YZF R6	243,7
23	26	M. NORRODIN	Honda CBR600RR	242,1
24	62	S. MANZI	Yamaha YZF R6	241,6
25	51	A. SARMOON	Yamaha YZF R6	241,6
26	11	N. BULEGA	Ducati Panigale V2	241,6
27	35	L. TACCINI	Kawasaki ZX-6R	241,1
28	89	K. BIN PAWI	Honda CBR600RR	241,1
29	21	F. FULIGNI	Yamaha YZF R6	238,4
30	75	M. PONS PAYERAS	Yamaha YZF R6	236,4

**SEG. 1**

1	11	N. BULEGA	25.091
2	62	S. MANZI	25.347
3	64	F. CARICASULO	25.385
4	94	V. DEBISE	25.403
5	99	A. HUERTAS	25.424
6	72	Y. RUIZ	25.475
7	23	M. SCHROETTER	25.487
8	3	R. DE ROSA	25.487
9	9	J. NAVARRO	25.492
10	61	C. ONCU	25.511
11	28	G. VAN STRAALEN	25.533
12	54	B. SOFUOGLU	25.563
13	48	L. DALLA PORTA	25.619
14	66	N. TUULI	25.683
15	50	D. VOSTATEK	25.693
16	32	D. BAYLISS	25.725
17	12	G. GIANNINI	25.728
18	40	S. CORSI	25.757
19	20	M. VAN DER VOORT	25.759
20	51	A. SARMOON	25.799
21	24	A. WONGTHANANON	25.835
22	21	F. FULIGNI	25.858
23	75	M. PONS PAYERAS	25.896
24	95	T. MACKENZIE	25.944
25	35	L. TACCINI	25.956
26	27	A. DIAZ	26.008
27	89	K. BIN PAWI	26.027
28	37	J. PEREZ GONZALEZ	26.158
29	26	M. NORRODIN	27.056
30	55	Y. MONTELLA	31.253

**SEG. 2**

1	11	N. BULEGA	15.203
2	23	M. SCHROETTER	15.231
3	94	V. DEBISE	15.239
4	99	A. HUERTAS	15.314
5	61	C. ONCU	15.331
6	55	Y. MONTELLA	15.341
7	54	B. SOFUOGLU	15.342
8	64	F. CARICASULO	15.359
9	28	G. VAN STRAALEN	15.365
10	9	J. NAVARRO	15.390
11	3	R. DE ROSA	15.414
12	62	S. MANZI	15.419
13	66	N. TUULI	15.423
14	48	L. DALLA PORTA	15.437
15	72	Y. RUIZ	15.451
16	12	G. GIANNINI	15.475
17	40	S. CORSI	15.491
18	24	A. WONGTHANANON	15.496
19	32	D. BAYLISS	15.497
20	51	A. SARMOON	15.520
21	95	T. MACKENZIE	15.541
22	50	D. VOSTATEK	15.568
23	35	L. TACCINI	15.594
24	75	M. PONS PAYERAS	15.602
25	27	A. DIAZ	15.620
26	20	M. VAN DER VOORT	15.620
27	37	J. PEREZ GONZALEZ	15.638
28	89	K. BIN PAWI	15.652
29	26	M. NORRODIN	15.730
30	21	F. FULIGNI	15.738

**SEG. 3**

1	11	N. BULEGA	30.097
2	62	S. MANZI	30.297
3	64	F. CARICASULO	30.409
4	23	M. SCHROETTER	30.424
5	94	V. DEBISE	30.469
6	61	C. ONCU	30.505
7	3	R. DE ROSA	30.524
8	9	J. NAVARRO	30.526
9	99	A. HUERTAS	30.535
10	72	Y. RUIZ	30.582
11	54	B. SOFUOGLU	30.631
12	66	N. TUULI	30.644
13	48	L. DALLA PORTA	30.685
14	50	D. VOSTATEK	30.688
15	28	G. VAN STRAALEN	30.694
16	51	A. SARMOON	30.767
17	12	G. GIANNINI	30.774
18	20	M. VAN DER VOORT	30.782
19	40	S. CORSI	30.783
20	24	A. WONGTHANANON	30.860
21	75	M. PONS PAYERAS	30.931
22	21	F. FULIGNI	30.948
23	32	D. BAYLISS	31.003
24	95	T. MACKENZIE	31.003
25	27	A. DIAZ	31.117
26	35	L. TACCINI	31.211
27	37	J. PEREZ GONZALEZ	31.225
28	89	K. BIN PAWI	31.297
29	26	M. NORRODIN	32.016

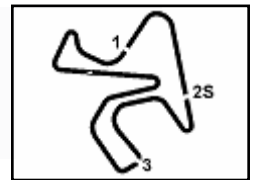
**SEG. 4**

1	11	N. BULEGA	31.484
2	94	V. DEBISE	31.600
3	64	F. CARICASULO	31.609
4	23	M. SCHROETTER	31.644
5	99	A. HUERTAS	31.703
6	3	R. DE ROSA	31.706
7	62	S. MANZI	31.706
8	9	J. NAVARRO	31.716
9	28	G. VAN STRAALEN	31.750
10	61	C. ONCU	31.768
11	48	L. DALLA PORTA	31.769
12	66	N. TUULI	31.793
13	40	S. CORSI	31.832
14	20	M. VAN DER VOORT	31.868
15	54	B. SOFUOGLU	31.916
16	12	G. GIANNINI	31.933
17	72	Y. RUIZ	31.991
18	24	A. WONGTHANANON	31.992
19	51	A. SARMOON	32.028
20	50	D. VOSTATEK	32.046
21	95	T. MACKENZIE	32.166
22	32	D. BAYLISS	32.277
23	37	J. PEREZ GONZALEZ	32.283
24	21	F. FULIGNI	32.324
25	27	A. DIAZ	32.346
26	75	M. PONS PAYERAS	32.387
27	35	L. TACCINI	32.399
28	89	K. BIN PAWI	32.532
29	26	M. NORRODIN	33.595

28/10/2023

These data/results cannot be reproduced, stored and/or transmitted in whole or in part by any manner of electronic, mechanical, photocopying, recording, broadcasting or otherwise now known or herein after developed without the previous express consent by the copyright owner, except for reproduction in daily press and regular printed publications on sale to the public within 60 days of the event related to those data/results and always provided that copyright symbol appears together as follows below.

© DORNA WSBK ORGANIZATION Srl 2023



Jerez 4.423 m

**Prometeon Spanish Round, 27 - 29 October 2023**  
**Chronological Analysis Race 1**

Start at 12:30'33.175

1 / 5

1° 11 N. BULEGA [1'41.875]							
Lap	Seg.1	Seg.2	Seg.3	Seg.4	Lap Time	km/h	Local Time
1		15.339	30.251	31.633	1'47.175	241,1	12:32'20.350
2	<b>25.091</b>	<b>15.203</b>	<b>30.097</b>	<b>31.484</b>	<b>1'41.875</b>	<b>241,6</b>	12:34'02.225
3	25.211	15.352	30.289	31.559	1'42.411	240,5	12:35'44.636
4	25.300	15.360	30.317	31.598	1'42.575	<b>241,6</b>	12:37'27.211
5	25.370	15.389	30.487	31.604	1'42.850	240,5	12:39'10.061
6	25.455	15.364	30.552	31.680	1'43.051	240,5	12:40'53.112
7	25.479	15.423	30.551	31.695	1'43.148	240,5	12:42'36.260
8	25.510	15.441	30.479	31.750	1'43.180	240,0	12:44'19.440
9	25.664	15.432	30.605	31.807	1'43.508	241,1	12:46'02.948
10	25.512	15.501	30.585	31.778	1'43.376	240,0	12:47'46.324
11	25.601	15.484	30.712	31.864	1'43.661	240,0	12:49'29.985
12	25.683	15.490	30.711	31.865	1'43.749	239,5	12:51'13.734
13	25.554	15.462	30.602	31.802	1'43.420	241,1	12:52'57.154
14	25.558	15.487	30.601	31.840	1'43.486	240,5	12:54'40.640
15	25.523	15.441	31.066	31.748	1'43.778	240,5	12:56'24.418
16	25.493	15.468	30.691	31.891	1'43.543	<b>241,6</b>	12:58'07.961
17	25.651	15.520	30.671	32.042	1'43.884	240,5	12:59'51.845

Race Time 29'18.670

2° 62 S. MANZI [1'42.932]							
Lap	Seg.1	Seg.2	Seg.3	Seg.4	Lap Time	km/h	Local Time
1		15.464	30.482	31.736	1'49.331	<b>241,6</b>	12:32'22.506
2	25.509	<b>15.419</b>	<b>30.297</b>	31.714	1'42.939	240,0	12:34'05.445
3	25.389	15.441	30.337	31.765	<b>1'42.932</b>	240,5	12:35'48.377
4	25.437	15.516	30.343	31.756	1'43.052	240,0	12:37'31.429
5	25.394	15.579	30.380	<b>31.706</b>	1'43.059	238,4	12:39'14.488
6	25.408	15.616	30.396	31.873	1'43.293	238,4	12:40'57.781
7	25.533	15.559	30.492	31.892	1'43.476	240,0	12:42'41.257
8	25.505	15.700	30.563	31.851	1'43.619	236,4	12:44'24.876
9	25.483	15.615	30.417	31.834	1'43.349	237,9	12:46'08.225
10	25.659	15.655	30.489	31.838	1'43.641	235,9	12:47'51.866
11	25.437	15.680	30.335	31.813	1'43.265	235,4	12:49'35.131
12	25.434	15.691	30.517	31.885	1'43.527	236,4	12:51'18.658
13	25.456	15.703	30.356	31.881	1'43.396	236,4	12:53'02.054
14	<b>25.347</b>	15.631	30.443	31.895	1'43.316	236,9	12:54'45.370
15	25.406	15.631	30.509	31.855	1'43.401	236,4	12:56'28.771
16	25.724	15.674	30.590	32.098	1'44.086	237,4	12:58'12.857
17	25.607	15.681	30.584	32.008	1'43.880	236,9	12:59'56.737

Race Time 29'23.562

3° 64 F. CARICASULO [1'43.057]							
Lap	Seg.1	Seg.2	Seg.3	Seg.4	Lap Time	km/h	Local Time
1		15.366	30.444	<b>31.609</b>	1'47.824	243,2	12:32'20.999
2	25.490	<b>15.359</b>	30.478	31.730	<b>1'43.057</b>	242,1	12:34'04.056
3	<b>25.385</b>	15.573	30.485	31.719	1'43.162	240,0	12:35'47.218
4	25.484	15.505	<b>30.409</b>	31.756	1'43.154	239,5	12:37'30.372
5	25.510	15.544	30.746	31.812	1'43.612	240,5	12:39'13.984
6	25.588	15.553	30.465	31.842	1'43.448	240,0	12:40'57.432
7	25.509	15.526	31.177	31.680	1'43.892	240,0	12:42'41.324
8	25.649	15.472	30.842	31.693	1'43.656	243,2	12:44'24.980
9	25.579	15.451	30.628	31.757	1'43.415	244,3	12:46'08.395
10	25.653	15.559	30.688	31.817	1'43.717	245,3	12:47'52.112
11	25.533	15.444	30.524	31.742	1'43.243	244,3	12:49'35.355
12	25.537	15.520	30.647	31.754	1'43.458	243,2	12:51'18.813
13	25.584	15.512	30.622	31.741	1'43.459	244,8	12:53'02.272
14	25.545	15.422	30.569	31.806	1'43.342	244,3	12:54'45.614
15	25.593	15.496	30.529	31.799	1'43.417	243,2	12:56'29.031
16	25.690	15.462	30.844	31.911	1'43.907	<b>246,4</b>	12:58'12.938
17	25.824	15.533	30.703	31.778	1'43.838	244,8	12:59'56.776

Race Time 29'23.601

4° 9 J. NAVARRO [1'43.154]							
Lap	Seg.1	Seg.2	Seg.3	Seg.4	Lap Time	km/h	Local Time
1							
2							
3							

1		15.424	30.856	31.874	1'50.111	<b>248,1</b>	12:32'23.286
2	25.512	<b>15.390</b>	<b>30.526</b>	31.726	<b>1'43.154</b>	247,0	12:34'06.440
3	25.519	15.460	30.687	31.752	1'43.418	242,1	12:35'49.858
4	25.573	15.460	30.564	31.842	1'43.439	242,1	12:37'33.297
5	<b>25.492</b>	15.441	30.594	<b>31.716</b>	1'43.243	241,6	12:39'16.540
6	25.557	15.429	30.635	31.845	1'43.466	244,3	12:41'00.006
7	25.553	15.469	30.673	31.947	1'43.642	241,6	12:42'43.648
8	25.564	15.554	30.628	31.880	1'43.626	240,5	12:44'27.274
9	25.610	15.479	30.724	31.799	1'43.612	241,1	12:46'10.886
10	25.546	15.552	30.612	31.857	1'43.567	238,4	12:47'54.453
11	25.541	15.555	30.672	31.818	1'43.586	239,0	12:49'38.039
12	25.571	15.577	30.565	31.878	1'43.591	239,0	12:51'21.630
13	25.568	15.516	30.645	31.854	1'43.583	240,0	12:53'05.213
14	25.566	15.539	30.602	31.845	1'43.552	239,5	12:54'48.765
15	25.629	15.564	30.715	31.812	1'43.720	240,5	12:56'32.485
16	25.603	15.549	30.686	31.924	1'43.762	241,6	12:58'16.247
17	25.677	15.497	30.703	32.056	1'43.933	244,8	13:00'00.180

Race Time 29'27.005

5° 94 V. DEBISE [1'42.922]							
Lap	Seg.1	Seg.2	Seg.3	Seg.4	Lap Time	km/h	Local Time
1		15.360	30.636	<b>31.600</b>	1'48.984	242,6	12:32'22.159
2	<b>25.403</b>	<b>15.239</b>	30.513	31.767	<b>1'42.922</b>	<b>245,3</b>	12:34'05.081
3	25.444	15.489	31.079	31.821	1'43.833	240,5	12:35'48.914
4	25.521	15.449	<b>30.469</b>	31.805	1'43.244	242,1	12:37'32.158
5	25.522	15.482	30.513	31.738	1'43.255	240,5	12:39'15.413
6	25.648	15.538	30.612	31.814	1'43.612	240,0	12:40'59.025
7	25.616	15.508	30.564	31.832	1'43.520	240,5	12:42'42.545
8	25.566	15.491	30.574	31.804	1'43.435	241,6	12:44'25.980
9	25.510	15.515	30.566	31.769	1'43.360	241,1	12:46'09.340
10	25.533	15.555	30.521	31.816	1'43.425	240,5	12:47'52.765
11	25.715	15.870	30.665	31.836	1'44.086	239,5	12:49'36.851
12	25.563	15.621	30.726	31.858	1'43.768	239,0	12:51'20.619
13	25.584	15.604	30.589	31.856	1'43.633	239,5	12:53'04.252
14	25.596	15.589	30.683	31.976	1'43.844	240,0	12:54'48.096
15	25.709	15.621	30.597	31.970	1'43.897	240,0	12:56'31.993
16	25.731	15.620	30.587	32.075	1'44.013	239,5	12:58'16.006
17	25.760	15.609	30.919	31.941	1'44.229	239,5	13:00'00.235

Race Time 29'27.060

6° 99 A. HUERTAS [1'43.507]							
Lap	Seg.1	Seg.2	Seg.3	Seg.4	Lap Time	km/h	Local Time
1		15.420	30.607	<b>31.703</b>	1'48.855	239,0	12:32'22.030
2	<b>25.424</b>	<b>15.314</b>	30.761	32.008	<b>1'43.507</b>	242,1	12:34'05.537
3	25.822	15.408	<b>30.535</b>	31.868	1'43.633	241,6	12:35'49.170
4	25.482	15.400	30.730	31.946	1'43.558	<b>244,8</b>	12:37'32.728
5	25.633	15.443	30.665	31.866	1'43.607	240,0	12:39'16.335
6	25.527	15.491	30.998	31.813	1'43.829	239,5	12:41'00.164
7	25.550	15.469	30.741	31.934	1'43.694	242,6	12:42'43.858
8	25.580	15.485	30.650	31.823	1'43.538	243,7	12:44'27.396
9	25.620	15.411	30.808	31.764	1'43.603	244,3	12:46'10.999
10	25.592	15.448	30.757	31.862	1'43.659	243,2	12:47'54.658
11	25.621	15.431	30.866	31.838	1'43.756	241,6	12:49'38.414
12	25.571	15.563	30.754	31.982	1'43.870	240,5	12:51'22.284
13	25.582	15.529	30.707	31.866	1'43.684	240,5	12:53'05.968
14	25.616	15.489	30.781	31.902	1'43.788	241,6	12:54'49.756
15	25.720	15.547	30.878	31.972	1'44.117	240,5	12:56'33.873
16	25.811	15.610	31.026	32.332	1'44.779	240,5	12:58'18.652
17	25.950	15.698	30.871	32.231	1'44.750	239,0	13:00'03.402

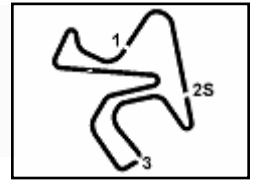
Race Time 29'30.227

7° 3 R. DE ROSA [1'43.461]							
Lap	Seg.1	Seg.2	Seg.3	Seg.4	Lap Time	km/h	Local Time
1		15.479	30.798	31.857	1'49.948	<b>245,3</b>	12:32'23.123
2	25.555	15.484	31.068	31.887	1'43.994	242,6	12:34'07.117
3	25.621	<b>15.414</b>	30.720	<b>31.706</b>	<b>1'43.461</b>	243,7	12:35'50.578

28/10/2023

P = Pits In/Out - C = Lap Time Cancelled

These data/results cannot be reproduced, stored and/or transmitted in whole or in part by any manner of electronic, mechanical, photocopying, recording, broadcasting or otherwise now known or herein after developed without the previous express consent by the copyright owner, except for reproduction in daily press and regular printed publications on sale to the public within 60 days of the event related to those data/results and always provided that copyright symbol appears together as follows below.



Jerez 4.423 m

**Prometeon Spanish Round, 27 - 29 October 2023**  
**Chronological Analysis Race 1**

Start at 12:30'33.175

2 / 5

4	25.557	15.432	30.756	31.737	1'43.482	242,6	12:37'34.060	7	25.651	15.528	30.908	32.077	1'44.164	240,0	12:42'47.765
5	25.593	15.635	30.791	31.785	1'43.804	238,4	12:39'17.864	8	25.672	15.501	30.857	32.217	1'44.247	241,6	12:44'32.012
6	25.628	15.525	30.884	31.941	1'43.978	240,5	12:41'01.842	9	25.748	15.682	30.888	32.257	1'44.575	237,9	12:46'16.587
7	25.588	15.590	30.796	31.897	1'43.871	239,0	12:42'45.713	10	25.864	15.707	30.903	32.204	1'44.678	236,9	12:48'01.265
8	25.600	15.546	30.711	31.801	1'43.658	239,5	12:44'29.371	11	25.707	15.670	30.849	32.060	1'44.286	236,4	12:49'45.551
9	25.533	15.535	30.696	31.843	1'43.607	240,0	12:46'12.978	12	25.765	15.715	30.855	32.285	1'44.620	236,4	12:51'30.171
10	<b>25.487</b>	15.554	<b>30.524</b>	31.958	1'43.523	239,0	12:47'56.501	13	25.811	15.686	31.629	32.112	1'45.238	237,4	12:53'15.409
11	25.602	15.609	30.763	32.008	1'43.982	238,4	12:49'40.483	14	25.874	15.617	30.805	32.387	1'44.683	241,6	12:55'00.092
12	25.579	15.651	30.745	32.059	1'44.034	237,4	12:51'24.517	15	25.698	15.711	30.773	31.982	1'44.164	241,1	12:56'44.256
13	25.666	15.664	30.799	31.947	1'44.076	239,0	12:53'08.593	16	25.722	15.578	31.070	32.195	1'44.565	<b>243,7</b>	12:58'28.821
14	25.710	15.575	30.736	32.120	1'44.141	239,5	12:54'52.734	17	25.887	15.686	30.844	32.170	1'44.587	239,5	13:00'13.408
15	25.621	15.655	30.767	32.055	1'44.098	239,5	12:56'36.832								
16	25.611	15.628	30.727	32.002	1'43.968	240,0	12:58'20.800								
17	25.710	15.597	30.724	32.069	1'44.100	239,5	13:00'04.900								

Race Time 29'40.233

Race Time 29'31.725

8° 48 L. DALLA PORTA [1'43.821]							
Lap	Seg.1	Seg.2	Seg.3	Seg.4	Lap Time	km/h	Local Time
1		15.584	30.991	31.903	1'51.572	245,3	12:32'24.747
2	25.764	<b>15.437</b>	30.764	31.864	1'43.829	243,7	12:34'08.576
3	25.712	15.443	30.808	31.974	1'43.937	245,9	12:35'52.513
4	25.730	15.445	30.894	<b>31.769</b>	1'43.838	<b>247,0</b>	12:37'36.351
5	27.744	15.564	30.855	31.935	1'46.098	241,6	12:39'22.449
6	25.781	15.537	30.769	32.043	1'44.130	241,6	12:41'06.579
7	25.715	15.518	30.887	31.897	1'44.017	240,5	12:42'50.596
8	25.770	15.508	<b>30.685</b>	31.897	1'43.860	241,6	12:44'34.456
9	<b>25.619</b>	15.513	30.813	31.876	1'43.821	242,6	12:46'18.277
10	25.708	15.548	30.826	31.902	1'43.984	242,6	12:48'02.261
11	25.672	15.486	30.907	31.914	1'43.979	245,3	12:49'46.240
12	25.769	15.484	31.076	32.061	1'44.390	244,3	12:51'30.630
13	25.733	15.498	31.017	32.031	1'44.279	246,4	12:53'14.909
14	25.842	15.585	30.822	32.034	1'44.283	241,1	12:54'59.192
15	25.731	15.624	31.096	31.967	1'44.418	241,6	12:56'43.610
16	25.923	15.628	31.197	32.301	1'45.049	242,1	12:58'28.659
17	25.934	15.472	30.755	32.108	1'44.269	244,8	13:00'12.928

Race Time 29'39.753

9° 66 N. TUULI [1'43.796]							
Lap	Seg.1	Seg.2	Seg.3	Seg.4	Lap Time	km/h	Local Time
1		15.545	30.966	31.858	1'50.957	<b>244,8</b>	12:32'24.132
2	25.746	<b>15.423</b>	30.834	<b>31.793</b>	1'43.796	241,1	12:34'07.928
3	26.046	15.517	30.851	32.015	1'44.429	239,5	12:35'52.357
4	<b>25.683</b>	15.549	30.799	31.825	1'43.856	240,0	12:37'36.213
5	25.767	15.516	<b>30.644</b>	31.942	1'43.869	240,5	12:39'20.082
6	<b>25.683</b>	15.546	30.818	31.812	1'43.859	239,0	12:41'03.941
7	25.854	15.462	30.932	32.101	1'44.349	242,6	12:42'48.290
8	25.780	15.656	30.926	32.025	1'44.387	236,9	12:44'32.677
9	25.775	15.549	31.095	31.920	1'44.339	242,1	12:46'17.016
10	25.871	15.590	30.921	32.023	1'44.405	238,4	12:48'01.421
11	25.787	15.585	31.054	31.936	1'44.362	240,5	12:49'45.783
12	25.773	15.696	31.167	32.467	1'45.103	237,9	12:51'30.886
13	25.741	15.566	30.973	32.074	1'44.354	242,6	12:53'15.240
14	25.772	15.540	30.977	32.023	1'44.312	242,6	12:54'59.552
15	25.875	15.594	30.869	31.988	1'44.326	241,6	12:56'43.878
16	25.930	15.599	30.928	32.198	1'44.655	243,2	12:58'28.533
17	25.911	15.622	30.954	32.059	1'44.546	237,9	13:00'13.079

Race Time 29'39.904

10° 28 G. VAN STRAALLEN [1'43.679]							
Lap	Seg.1	Seg.2	Seg.3	Seg.4	Lap Time	km/h	Local Time
1		15.458	30.922	31.876	1'50.767	<b>243,7</b>	12:32'23.942
2	25.613	<b>15.365</b>	30.951	<b>31.750</b>	1'43.679	<b>243,7</b>	12:34'07.621
3	25.663	15.489	30.817	31.865	1'43.834	242,1	12:35'51.455
4	25.645	15.468	<b>30.694</b>	32.031	1'43.838	242,6	12:37'35.293
5	25.683	15.572	30.903	32.008	1'44.166	240,5	12:39'19.459
6	<b>25.533</b>	15.516	30.887	32.206	1'44.142	242,1	12:41'03.601

28/10/2023 P = Pits In/Out - C = Lap Time Cancelled

These data/results cannot be reproduced, stored and/or transmitted in whole or in part by any manner of electronic, mechanical, photocopying, recording, broadcasting or otherwise now known or herein after developed without the previous express consent by the copyright owner, except for reproduction in daily press and regular printed publications on sale to the public within 60 days of the event related to those data/results and always provided that copyright symbol appears together as follows below.

© DORNA WSBK ORGANIZATION Srl 2023

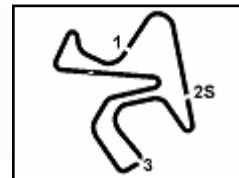
11° 61 C. ONCU [1'43.269]								
Lap	Seg.1	Seg.2	Seg.3	Seg.4	Lap Time	km/h	Local Time	
1			<b>15.331</b>	30.920	31.821	1'50.273	<b>245,9</b>	12:32'23.448
2	25.566	15.346	30.710	31.928	1'43.550	245,3	12:34'06.998	
3	25.544	15.452	<b>30.505</b>	<b>31.768</b>	<b>1'43.269</b>	240,5	12:35'50.267	
4	<b>25.511</b>	15.428	30.568	31.856	1'43.363	242,1	12:37'33.630	
5	25.516	15.487	30.609	31.966	1'43.578	239,5	12:39'17.208	
6	25.932	15.655	31.228	32.272	1'45.087	237,4	12:41'02.295	
7	25.884	15.751	31.057	32.264	1'44.956	235,9	12:42'47.251	
8	25.794	15.729	30.863	32.283	1'44.669	236,4	12:44'31.920	
9	26.174	15.758	31.367	32.196	1'45.495	240,5	12:46'17.415	
10	25.923	15.610	30.887	32.107	1'44.527	238,4	12:48'01.942	
11	25.754	15.630	31.469	32.476	1'45.329	238,4	12:49'47.271	
12	25.820	15.773	30.823	32.181	1'44.597	236,9	12:51'31.868	
13	25.795	15.782	30.811	32.148	1'44.536	235,9	12:53'16.404	
14	25.645	15.656	30.864	32.360	1'44.525	238,4	12:55'00.929	
15	25.883	15.793	31.120	32.678	1'45.474	236,9	12:56'46.403	
16	26.178	15.870	31.129	32.790	1'45.967	235,9	12:58'32.370	
17	26.268	16.002	31.359	32.806	1'46.435	233,9	13:00'18.805	

Race Time 29'45.630

12° 40 S. CORSI [1'44.057]							
Lap	Seg.1	Seg.2	Seg.3	Seg.4	Lap Time	km/h	Local Time
1		15.624	31.140	32.208	1'55.632	237,4	12:32'28.807
2	26.710	15.539	31.102	32.119	1'45.470	244,8	12:34'14.277
3	26.194	<b>15.491</b>	30.876	31.951	1'44.512	<b>245,9</b>	12:35'58.789
4	25.766	15.573	30.821	31.970	1'44.130	238,4	12:37'42.919
5	<b>25.757</b>	15.626	30.836	32.051	1'44.270	237,9	12:39'27.189
6	25.833	15.639	30.896	32.065	1'44.433	237,4	12:41'11.622
7	25.850	15.616	30.927	32.067	1'44.460	238,4	12:42'56.082
8	25.825	15.617	<b>30.783</b>	<b>31.832</b>	<b>1'44.057</b>	237,9	12:44'40.139
9	26.121	15.607	30.901	31.985	1'44.614	237,4	12:46'24.753
10	25.919	15.592	30.950	32.077	1'44.538	241,1	12:48'09.291
11	25.789	15.694	30.825	32.096	1'44.404	236,4	12:49'53.695
12	25.862	15.721	30.843	32.129	1'44.555	237,4	12:51'38.250
13	25.868	15.728	31.034	32.317	1'44.947	239,0	12:53'23.197
14	25.892	15.808	30.953	32.243	1'44.896	234,9	12:55'08.093
15	25.812	15.777	30.870	32.179	1'44.638	235,4	12:56'52.731
16	25.823	15.799	30.996	32.313	1'44.931	235,4	12:58'37.662
17	25.873	15.742	30.898	32.208	1'44.721	234,9	13:00'22.383

Race Time 29'49.208

13° 50 O. VOSTATEK [1'44.178]							
Lap	Seg.1	Seg.2	Seg.3	Seg.4	Lap Time	km/h	Local Time
1		15.615	31.635	32.247	1'53.113	<b>247,6</b>	12:32'26.288
2	25.828	15.616	<b>30.688</b>	<b>32.046</b>	<b>1'44.178</b>	241,6	12:34'10.466
3	25.782	15.707	30.928	32.199	1'44.616	242,6	12:35'55.082
4	25.824	15.589	31.132	32.396	1'44.941	244,3	12:37'40.023
5	25.875	<b>15.568</b>	30.988	32.123	1'44.554	242,6	12:39'24.577
6	25.969	15.686	31.144	32.186	1'44.985	243,7	12:41'09.562
7	25.954	15.789	30.820	32.225	1'44.788	239,0	12:42'54.350
8	25.757	15.810	30.937	32.218	1'44.722	237,4	12:44'39.072
9	25.815	15.770	30.938	32.168	1'44.691		



## Prometeon Spanish Round, 27 - 29 October 2023 Chronological Analysis Race 1

Start at 12:30'33.175

Lap	Seg1	Seg2	Seg3	Seg4	Lap Time	km/h	Local Time
10	<b>25.693</b>	15.846	30.920	32.284	1'44.743	235,4	12:48'08.506
11	25.737	15.816	30.845	32.358	1'44.756	237,4	12:49'53.262
12	25.738	15.817	30.917	32.207	1'44.679	236,4	12:51'37.941
13	25.770	15.867	31.151	33.091	1'45.879	235,9	12:53'23.820
14	25.857	15.756	31.031	32.172	1'44.816	239,5	12:55'08.636
15	25.829	15.661	30.927	32.231	1'44.648	240,5	12:56'53.284
16	25.951	15.736	31.030	32.124	1'44.841	240,5	12:58'38.125
17	26.048	15.795	31.204	32.593	1'45.640	240,0	13:00'23.765
Race Time 30'04,757							

17° 24 A. WONGTHANON [1'44.399]							
Lap	Seg1	Seg2	Seg3	Seg4	Lap Time	km/h	Local Time
1		15.617	31.304	32.511	1'53.185	<b>244,3</b>	12:32'26.360
2	25.955	<b>15.496</b>	<b>30.860</b>	32.088	<b>1'44.399</b>	242,6	12:34'10.759
3	25.843	15.639	31.147	32.307	1'44.936	241,6	12:35'55.695
4	26.177	15.595	30.960	32.239	1'44.971	241,1	12:37'40.666
5	25.918	15.630	30.904	<b>31.992</b>	1'44.444	237,9	12:39'25.110
6	25.953	15.639	31.012	32.233	1'44.837	238,4	12:41'09.947
7	26.173	15.597	31.259	32.307	1'45.336	239,5	12:42'55.283
8	<b>25.835</b>	15.577	31.115	32.194	1'44.721	241,1	12:44'40.004
9	26.655	15.730	31.372	32.573	1'46.330	237,4	12:46'26.334
10	26.349	15.863	31.606	32.747	1'46.565	235,4	12:48'12.899
11	26.445	15.870	31.724	32.703	1'46.742	235,4	12:49'59.641
12	26.446	15.844	31.797	32.851	1'46.938	234,4	12:51'46.579
13	26.624	15.946	31.621	32.821	1'47.012	234,4	12:53'33.591
14	26.747	15.969	31.427	32.400	1'46.543	233,4	12:55'20.134
15	26.073	15.905	31.250	32.593	1'45.821	235,9	12:57'05.955
16	26.473	15.952	31.977	32.642	1'47.044	232,9	12:58'52.999
17	26.139	15.821	31.283	32.778	1'46.021	241,6	13:00'39.020
Race Time 30'05,845							

14° 51 A. SARMOON [1'44.202]							
Lap	Seg1	Seg2	Seg3	Seg4	Lap Time	km/h	Local Time
1		15.688	31.106	32.042	1'52.313	<b>241,6</b>	12:32'25.488
2	<b>25.799</b>	<b>15.520</b>	30.855	<b>32.028</b>	<b>1'44.202</b>	241,1	12:34'09.690
3	26.268	15.811	30.888	32.206	1'45.173	<b>241,6</b>	12:35'54.863
4	25.873	15.622	31.070	32.208	1'44.773	236,9	12:37'39.636
5	25.849	15.629	31.116	32.268	1'44.862	238,4	12:39'24.498
6	25.966	15.701	30.862	32.455	1'44.984	237,4	12:41'09.482
7	25.955	15.921	31.224	32.168	1'45.268	232,4	12:42'54.750
8	26.016	15.767	<b>30.767</b>	32.129	1'44.679	235,4	12:44'39.429
9	25.998	15.709	30.916	32.290	1'44.913	236,4	12:46'24.342
10	26.009	15.848	31.146	32.154	1'45.157	233,9	12:48'09.499
11	25.928	15.793	<b>30.767</b>	32.279	1'44.767	235,4	12:49'54.266
12	25.931	15.846	31.005	32.227	1'45.009	233,9	12:51'39.273
13	26.023	15.870	31.010	32.455	1'45.358	233,4	12:53'24.633
14	26.084	15.923	30.943	32.587	1'45.537	234,9	12:55'10.170
15	26.027	15.858	31.016	32.669	1'45.570	234,9	12:56'55.740
16	26.193	15.954	31.421	32.859	1'46.427	234,4	12:58'42.167
17	26.245	16.253	31.834	33.161	1'47.493	231,4	13:00'29.660
Race Time 29'56,485							

18° 32 D. BAYLISS [1'44.820]							
Lap	Seg1	Seg2	Seg3	Seg4	Lap Time	km/h	Local Time
1		15.804	31.832	33.362	1'54.785	<b>243,7</b>	12:32'27.960
2	26.022	15.735	31.619	32.389	1'45.765	240,5	12:34'13.725
3	26.454	15.690	31.518	32.569	1'46.231	<b>243,7</b>	12:35'59.956
4	25.919	15.665	31.337	32.531	1'45.452	240,5	12:37'45.408
5	26.903	15.741	31.574	32.557	1'46.775	240,5	12:39'32.183
6	26.184	15.653	31.570	32.562	1'45.969	240,5	12:41'18.152
7	26.184	15.644	31.477	32.642	1'45.947	240,0	12:43'04.099
8	26.062	<b>15.497</b>	31.357	32.400	1'45.316	241,6	12:44'49.415
9	26.225	15.960	31.776	32.599	1'46.560	236,9	12:46'35.975
10	26.070	15.656	31.335	32.465	1'45.526	241,6	12:48'21.501
11	26.003	15.637	31.156	32.280	1'45.076	240,5	12:50'06.577
12	25.898	15.719	31.004	<b>32.277</b>	1'44.898	240,5	12:51'51.475
13	<b>25.725</b>	15.699	<b>31.003</b>	32.393	<b>1'44.820</b>	239,5	12:53'36.295
14	25.876	15.683	31.095	32.632	1'45.286	240,0	12:55'21.581
15	26.000	15.796	31.066	32.478	1'45.340	239,5	12:57'06.921
16	25.946	15.688	31.907	32.693	1'46.234	241,6	12:58'53.155
17	25.926	15.798	31.501	32.867	1'46.092	239,0	13:00'39.247
Race Time 30'06,072							

15° 23 M. SCHROETTER [1'42.848]							
Lap	Seg1	Seg2	Seg3	Seg4	Lap Time	km/h	Local Time
1		15.278	30.483	<b>31.644</b>	1'48.201	244,8	12:32'21.376
2	<b>25.487</b>	<b>15.231</b>	30.465	31.665	<b>1'42.848</b>	246,4	12:34'04.224
3	25.569	15.406	30.499	31.734	1'43.208	245,3	12:35'47.432
4	25.682	15.337	<b>30.424</b>	31.687	1'43.130	244,3	12:37'30.562
5	25.568	15.358	52.208	33.717	2'06.851	245,3	12:39'37.413
6	26.069	15.438	31.598	32.324	1'45.429	245,9	12:41'22.842
7	25.863	15.603	31.077	32.207	1'44.750	244,3	12:43'07.592
8	25.824	15.521	30.846	32.161	1'44.352	243,2	12:44'51.944
9	25.789	15.542	30.914	32.290	1'44.535	243,7	12:46'36.479
10	26.033	15.485	31.183	32.031	1'44.732	247,6	12:48'21.211
11	25.900	15.525	30.863	32.172	1'44.460	242,6	12:50'05.671
12	25.828	15.549	31.064	32.160	1'44.601	244,3	12:51'50.272
13	25.816	15.573	31.033	32.436	1'44.858	<b>248,1</b>	12:53'35.130
14	25.758	15.508	30.918	32.240	1'44.424	243,2	12:55'19.554
15	25.739	15.524	30.791	32.098	1'44.152	241,6	12:57'03.706
16	25.832	15.598	30.952	32.223	1'44.605	241,6	12:58'48.311
17	25.813	15.655	30.882	32.420	1'44.770	240,5	13:00'33.081
Race Time 29'59,906							

19° 95 T. MACKENZIE [1'44.929]							
Lap	Seg1	Seg2	Seg3	Seg4	Lap Time	km/h	Local Time
1		15.731	32.155	33.463	1'55.367	<b>244,3</b>	12:32'28.542
2	26.268	<b>15.541</b>	31.267	32.353	1'45.429	239,0	12:34'13.971
3	26.554	16.028	31.202	32.523	1'46.307	241,1	12:36'00.278
4	26.284	15.636	31.463	32.323	1'45.706	235,9	12:37'45.984
5	26.172	15.640	31.516	32.449	1'45.777	236,4	12:39'31.761
6	26.100	15.647	31.362	32.784	1'45.893	235,4	12:41'17.654
7	26.209	15.813	31.132	32.438	1'45.592	234,4	12:43'03.246
8	26.142	15.862	31.179	32.619	1'45.802	233,4	12:44'49.048
9	26.531	16.201	31.828	32.661	1'47.221	235,9	12:46'36.269
10	26.029	15.629	31.562	32.273	1'45.493	239,0	12:48'21.762
11	26.001	15.643	31.383	32.305	1'45.332	237,4	12:50'07.094
12	<b>25.944</b>	15.742	31.249	32.316	1'45.251	236,9	12:51'52.345
13	26.057	15.743	31.389	32.618	1'45.807	236,4	12:53'38.152
14	26.280	15.685	31.032	<b>32.166</b>	1'45.163	237,9	12:55'23.315
15	25.993	15.733	<b>31.003</b>	32.200	<b>1'44.929</b>	235,9	12:57'08.244

28/10/2023

P = Pits In/Out - C = Lap Time Cancelled

These data/results cannot be reproduced, stored and/or transmitted in whole or in part by any manner of electronic, mechanical, photocopying, recording, broadcasting or otherwise now known or herein after developed without the previous express consent by the copyright owner, except for reproduction in daily press and regular printed publications on sale to the public within 60 days of the event related to those data/results and always provided that copyright symbol appears together as follows below.

© DORNA WSBK ORGANIZATION Srl 2023



Jerez 4.423 m

4 / 5

**Prometeon Spanish Round, 27 - 29 October 2023**  
**Chronological Analysis Race 1**

Start at 12:30'33.175

16	25.988	15.715	31.495	32.635	1'45.833	236,4	12:58'54.077
17	26.168	15.824	31.352	32.734	1'46.078	234,4	13:00'40.155

Race Time 30'06.980

<b>20° 35 L. TACCINI [1'45.368]</b>							
Lap	Seg1	Seg2	Seg3	Seg4	Lap Time	km/h	Local Time
1		15.856	31.813	33.430	1'55.482	240,0	12:32'28.657
2	26.311	<b>15.594</b>	31.231	32.757	1'45.893	240,5	12:34'14.550
3	26.175	15.642	33.917	32.418	1'48.152	<b>241,1</b>	12:36'02.702
4	26.235	15.900	31.789	33.207	1'47.131	239,0	12:37'49.833
5	26.175	15.827	32.170	33.060	1'47.232	238,4	12:39'37.065
6	26.074	15.606	31.382	<b>32.399</b>	1'45.461	240,5	12:41'22.526
7	26.000	15.729	31.425	32.473	1'45.627	236,4	12:43'08.153
8	26.052	15.660	31.236	32.420	<b>1'45.368</b>	237,9	12:44'53.521
9	26.231	15.849	31.320	32.823	1'46.223	236,4	12:46'39.744
10	26.272	15.843	31.538	32.630	1'46.283	234,4	12:48'26.027
11	26.285	15.979	31.462	32.664	1'46.390	233,9	12:50'12.417
12	26.119	15.865	31.342	32.686	1'46.012	235,4	12:51'58.429
13	26.037	15.970	31.317	32.498	1'45.822	234,4	12:53'44.251
14	26.049	15.777	31.298	32.469	1'45.593	236,4	12:55'29.844
15	<b>25.956</b>	15.751	<b>31.211</b>	32.684	1'45.602	236,4	12:57'15.446
16	26.056	15.857	31.595	32.863	1'46.371	238,4	12:59'01.817
17	26.127	15.827	31.371	32.423	1'45.748	234,4	13:00'47.565

Race Time 30'14.390

<b>21° 89 K. BIN PAWI [1'45.610]</b>							
Lap	Seg1	Seg2	Seg3	Seg4	Lap Time	km/h	Local Time
1		15.970	32.103	32.975	1'55.548	237,9	12:32'28.723
2	26.635	15.675	31.526	<b>32.532</b>	1'46.368	240,0	12:34'15.091
3	<b>26.027</b>	15.665	<b>31.297</b>	32.621	<b>1'45.610</b>	<b>241,1</b>	12:36'00.701
4	26.065	<b>15.652</b>	31.494	32.611	1'45.822	238,4	12:37'46.523
5	26.054	15.768	31.542	32.559	1'45.923	236,4	12:39'32.446
6	26.165	15.697	31.458	32.752	1'46.072	239,5	12:41'18.518
7	26.204	15.689	31.441	32.666	1'46.000	238,4	12:43'04.518
8	26.061	15.759	31.301	32.618	1'45.739	238,4	12:44'50.257
9	26.063	15.739	31.752	32.680	1'46.234	238,4	12:46'36.491
10	26.409	15.682	31.417	32.671	1'46.179	239,0	12:48'22.670
11	26.038	15.809	31.313	32.677	1'45.837	237,9	12:50'08.507
12	26.231	15.922	31.519	32.946	1'46.618	236,4	12:51'55.125
13	26.321	15.967	31.506	32.912	1'46.706	236,4	12:53'41.831
14	26.285	15.946	31.701	33.034	1'46.966	236,4	12:55'28.797
15	26.166	15.914	31.519	32.783	1'46.382	236,4	12:57'15.179
16	26.239	15.890	31.463	33.289	1'46.881	237,4	12:59'02.060
17	26.362	15.971	31.694	32.963	1'46.990	235,4	13:00'49.050

Race Time 30'15.875

<b>22° 37 J. PEREZ GONZALEZ [1'46.090]</b>							
Lap	Seg1	Seg2	Seg3	Seg4	Lap Time	km/h	Local Time
1		16.094	32.171	33.050	1'55.954	<b>243,7</b>	12:32'29.129
2	26.944	15.774	<b>31.225</b>	<b>32.283</b>	1'46.226	242,1	12:34'15.355
3	26.239	15.708	32.235	32.881	1'47.063	242,6	12:36'02.418
4	26.435	15.826	31.796	32.999	1'47.056	239,0	12:37'49.474
5	26.442	15.791	32.180	32.945	1'47.358	237,4	12:39'36.832
6	<b>26.158</b>	<b>15.638</b>	31.717	32.817	1'46.330	240,0	12:41'23.162
7	26.384	15.769	31.393	32.569	1'46.115	239,0	12:43'09.277
8	26.607	15.829	31.639	32.622	1'46.697	238,4	12:44'55.974
9	26.280	15.721	31.642	32.763	1'46.406	238,4	12:46'42.380
10	26.416	15.942	31.848	32.529	1'46.735	232,9	12:48'29.115
11	26.326	15.891	31.423	32.555	1'46.195	234,4	12:50'15.310
12	26.653	15.898	31.436	32.791	1'46.778	235,9	12:52'02.088
13	26.348	15.877	31.813	32.703	1'46.741	235,9	12:53'48.829
14	26.278	16.059	31.628	32.767	1'46.732	233,9	12:55'35.561
15	26.564	15.864	31.618	32.886	1'46.932	237,4	12:57'22.493
16	26.330	15.948	31.493	32.595	1'46.366	235,9	12:59'08.859
17	26.340	16.079	31.297	32.374	<b>1'46.090</b>	233,4	13:00'54.949

Race Time 30'21.774

<b>23° 27 A. DIAZ [1'45.542]</b>								
Lap	Seg1	Seg2	Seg3	Seg4	Lap Time	km/h	Local Time	
1			<b>15.620</b>	31.654	49.853	2'10.403	<b>248,1</b>	12:32'43.578
2	26.469	15.799	31.286	32.386	1'45.940	236,9	12:34'29.518	
3	26.333	15.746	<b>31.117</b>	<b>32.346</b>	<b>1'45.542</b>	237,4	12:36'15.060	
4	26.028	15.745	31.474	32.555	1'45.802	235,9	12:38'00.862	
5	26.080	15.710	31.508	32.487	1'45.785	235,9	12:39'46.647	
6	26.017	15.872	31.502	32.536	1'45.927	233,4	12:41'32.574	
7	26.220	15.783	31.548	33.240	1'46.791	236,4	12:43'19.365	
8	26.090	15.801	31.643	32.558	1'46.092	235,4	12:45'05.457	
9	26.117	15.769	31.678	32.726	1'46.290	234,9	12:46'51.747	
10	26.476	15.813	31.605	32.677	1'46.571	234,4	12:48'38.318	
11	<b>26.008</b>	15.856	31.595	32.653	1'46.112	234,4	12:50'24.430	
12	26.165	15.853	31.421	32.638	1'46.077	234,9	12:52'10.507	
13	26.312	15.911	31.502	32.644	1'46.369	234,9	12:53'56.876	
14	26.333	16.083	31.633	32.725	1'46.774	235,4	12:55'43.650	
15	26.130	16.022	32.362	32.811	1'47.325	234,9	12:57'30.975	
16	26.251	15.873	31.555	32.962	1'46.641	236,4	12:59'17.616	
17	26.152	15.987	31.598	32.765	1'46.502	234,4	13:01'04.118	

Race Time 30'30.943

<b>24° 21 F. FULIGNI [1'44.984]</b>							
Lap	Seg1	Seg2	Seg3	Seg4	Lap Time	km/h	Local Time
1		16.234	31.577	32.774	2'07.830	236,9	12:32'41.005
2	26.077	<b>15.738</b>	31.113	32.492	1'45.420	<b>238,4</b>	12:34'26.425
3	25.937	15.759	30.964	<b>32.324</b>	<b>1'44.984</b>	<b>238,4</b>	12:36'11.409
4	25.931	15.767	<b>30.948</b>	32.421	1'45.067	<b>238,4</b>	12:37'56.476
5	25.882	15.781	56.131	32.927	2'10.721	237,9	12:40'07.197
6	26.036	15.878	31.363	32.651	1'45.928	235,9	12:41'53.125
7	25.977	15.743	31.239	32.525	1'45.484	236,9	12:43'38.609
8	25.907	15.848	31.123	32.398	1'45.276	235,4	12:45'23.885
9	25.946	15.752	31.354	32.519	1'45.571	235,4	12:47'09.456
10	25.963	15.834	31.164	32.455	1'45.416	234,9	12:48'54.872
11	<b>25.888</b>	15.941	31.129	32.528	1'45.456	234,9	12:50'40.328
12	25.926	15.919	31.131	32.603	1'45.579	234,9	12:52'25.907
13	25.911	15.865	31.186	32.559	1'45.521	236,9	12:54'11.428
14	25.868	15.840	31.110	32.470	1'45.288	236,9	12:55'56.716
15	25.911	15.783	31.227	32.496	1'45.417	236,4	12:57'42.133
16	25.900	15.863	31.141	32.546	1'45.450	236,9	12:59'27.583
17	25.924	15.928	31.285	33.040	1'46.177	234,9	13:01'13.760

Race Time 30'40.585

<b>RET 72 Y. RUIZ [1'43.599]</b>							
Lap	Seg1	Seg2	Seg3	Seg4	Lap Time	km/h	Local Time
1		<b>15.451</b>	30.863	<b>31.991</b>	1'50.599	242,1	12:32'23.774
2	<b>25.475</b>	15.456	30.625	32.043	<b>1'43.599</b>	240,5	12:34'07.373
3	25.660	15.475	30.628	32.047	1'43.810	240,0	12:35'51.183
4	25.502	15.564	<b>30.582</b>	32.102	1'43.750	238,4	12:37'34.933
5	25.617	15.717	30.610	32.160	1'44.104	236,4	12:39'19.037
6	25.658	15.667	30.887	32.582	1'44.794	236,4	12:41'03.831
7	25.733	15.595	30.798	32.189	1'44.315	237,9	12:42'48.146
8	25.663	15.709	30.622	32.182	1'44.176	233,4	12:44'32.322
9	25.814	15.671	31.018	32.136	1'44.639	237,4	12:46'16.961
10	26.052	15.635	30.890	32.141	1'44.718	239,0	12:48'01.679
11	25.687	15.594	30.975	32.070	1'44.326	239,5	12:49'46.005
12	25.658	15.652	30.846	32.121	1'44.277	241,1	12:51'30.282
13	25.794	15.731	30.719	32.361	1'44.605	239,5	12:53'14.887
14	25.925	15.661	30.811	32.131	1'44.528	240,5	12:54'59.415
15	25.605	15.628	30.623	32.268	1'44.124	242,1	12:56'43.539
16	26.139	15.542	30.746	32.385	1'44.812	<b>243,7</b>	12:58'28.351

Race Time 27'55.176

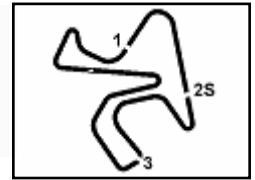
<b>RET 75 M. PONS PAYERAS [1'45.075]</b>							
Lap	Seg1	Seg2	Seg3	Seg4	Lap Time	km/h	Local Time
1		16.131	31.591	32.890	1'55.322	<b>236,4</b>	12:32'28.497
2	26.039	<b>15.602</b>	31.052	32.461	1'45.154	233,4	12:34'13.651

28/10/2023 P = Pits In/Out - C = Lap Time Cancelled

These data/results cannot be reproduced, stored and/or transmitted in whole or in part by any manner of electronic, mechanical, photocopying, recording, broadcasting or otherwise now known or herein after developed without the previous express consent by the copyright owner, except for reproduction in daily press and regular printed publications on sale to the public within 60 days of the event related to those data/results and always provided that copyright symbol appears together as follows below.

© DORNA WSBK ORGANIZATION Srl 2023





**Prometeon Spanish Round, 27 - 29 October 2023**  
**Chronological Analysis Race 1**

Start at 12:30'33.175

3	26.239	15.717	31.606	32.739	1'46.301	232,9	12:35'59.952
4	26.225	15.644	31.440	32.515	1'45.824	233,9	12:37'45.776
5	26.059	15.788	31.435	32.611	1'45.893	230,5	12:39'31.669
6	26.031	15.826	31.596	32.946	1'46.399	229,5	12:41'18.068
7	25.898	15.777	31.223	32.613	1'45.511	234,9	12:43'03.579
8	26.006	15.750	31.248	32.453	1'45.457	233,4	12:44'49.036
9	26.496	16.150	31.804	32.434	1'46.884	227,6	12:46'35.920
10	26.020	15.737	<b>30.931</b>	<b>32.387</b>	<b>1'45.075</b>	229,5	12:48'20.995
11	<b>25.896</b>	15.796	31.144	32.455	1'45.291	230,0	12:50'06.286
12	26.065	15.903	31.241	32.621	1'45.830	229,0	12:51'52.116
13	26.005	15.868	31.254	32.870	1'45.997	230,5	12:53'38.113

Race Time 23'04.938

**RET 20 M. VAN DER VOORT (1'44.413)**

Lap	Seg.1	Seg.2	Seg.3	Seg.4	Lap Time	km/h	Local Time
1		15.622	31.338	<b>31.868</b>	1'52.010	<b>244,3</b>	12:32'25.185
2	25.907	15.634	30.831	32.323	1'44.695	238,4	12:34'09.880
3	26.144	15.702	<b>30.782</b>	32.081	1'44.709	240,5	12:35'54.589
4	25.816	15.643	31.077	32.158	1'44.694	239,5	12:37'39.283
5	25.820	<b>15.620</b>	30.875	32.098	<b>1'44.413</b>	240,0	12:39'23.696

Race Time 8'50.521

**RET 12 G. GIANNINI (1'44.081)**

Lap	Seg.1	Seg.2	Seg.3	Seg.4	Lap Time	km/h	Local Time
1		15.635	31.717	32.151	1'53.726	<b>246,4</b>	12:32'26.901
2	25.757	15.502	<b>30.774</b>	32.125	1'44.158	240,5	12:34'11.059
3	26.056	15.595	30.832	32.151	1'44.634	239,5	12:35'55.693
4	25.870	15.551	30.813	32.010	1'44.244	239,5	12:37'39.937
5	<b>25.728</b>	<b>15.475</b>	30.945	<b>31.933</b>	<b>1'44.081</b>	240,5	12:39'24.018

Race Time 8'50.843

**RET 26 M. NORRODIN**

Lap	Seg.1	Seg.2	Seg.3	Seg.4	Lap Time	km/h	Local Time
1		<b>15.730</b>	<b>32.016</b>	<b>33.595</b>	1'55.313	<b>242,1</b>	12:32'28.488

Race Time 1'55.313

28/10/2023 P = Pits In/Dut - C = Lap Time Cancelled

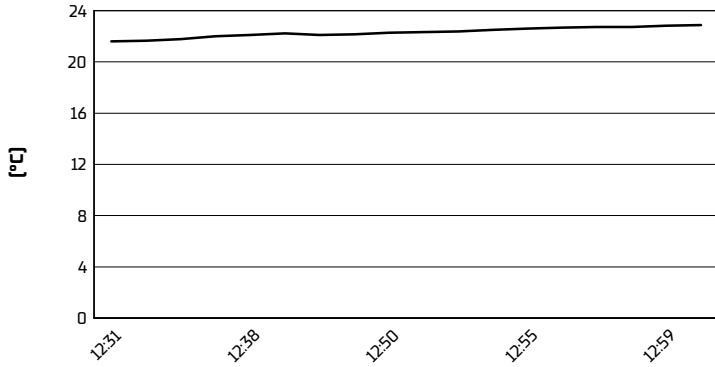
These data/results cannot be reproduced, stored and/or transmitted in whole or in part by any manner of electronic, mechanical, photocopying, recording, broadcasting or otherwise now known or herein after developed without the previous express consent by the copyright owner, except for reproduction in daily press and regular printed publications on sale to the public within 60 days of the event related to those data/results and always provided that copyright symbol appears together as follows below.

© DORNA WSBK ORGANIZATION Srl 2023

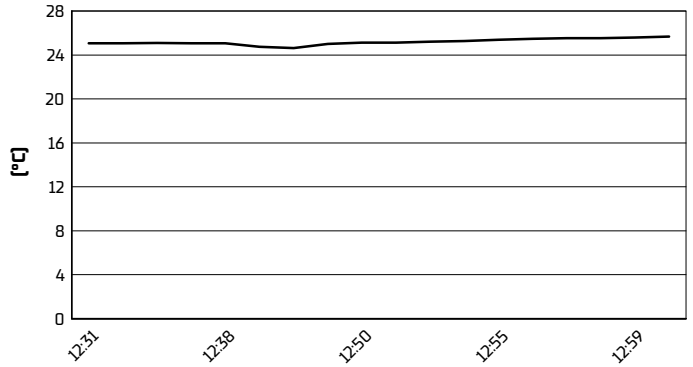
**Prometeon Spanish Round, 27 - 29 October 2023**  
**Weather Report Race 1**

Session started 12:31 - Session ended 13:02

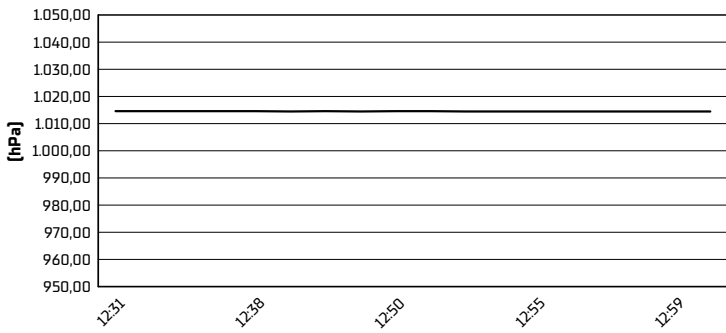
**Air Temperature**



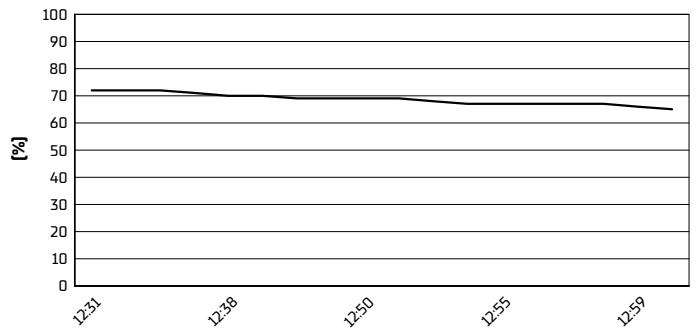
**Track Temperature**



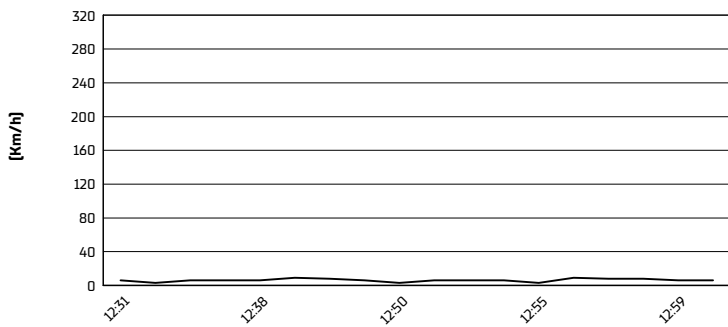
**Air Pressure**



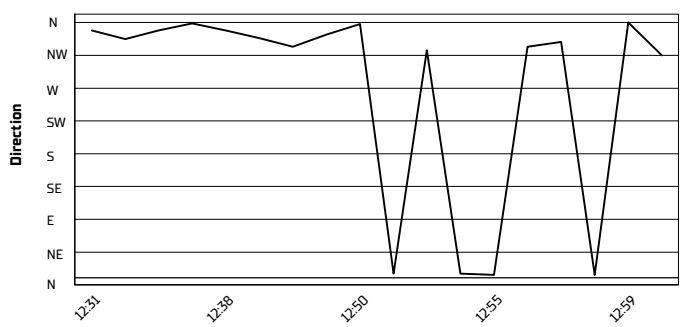
**Humidity**



**Wind Speed**



**Wind Direction**

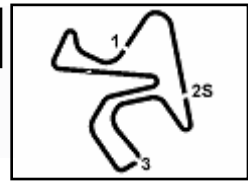


28/10/2023

These data/results cannot be reproduced, stored and/or transmitted in whole or in part by any manner of electronic, mechanical, photocopying, recording, broadcasting or otherwise now known or herein after developed without the previous express consent by the copyright owner, except for reproduction in daily press and regular printed publications on sale to the public within 60 days of the event related to those data/results and always provided that copyright symbol appears together as follows below.

© DORNA WSBK ORGANIZATION Srl 2023





Jerez 4.423 m

**Prometeon Spanish Round, 27 - 29 October 2023**  
**Manufacturers Standings**

Rank	Manufacturer	Points	Points From First	Points From Previous	February 26 PHILLIP ISLAND		March 5 MANDALIKA		April 23 ASSEN		May 7 BARCELONA		June 4 MISANO		July 2 DONINGTON PARK		July 16 IMOLA		July 30 MOST		September 10 MAGNY-COURS		September 24 ARAGON		October 1 PORTIMAO		October 29 JEREZ		
					1	2	1	2	1	2	1	2	1	2	1	2	1	2	1	2	1	2	1	2	1	2	1	2	
1	DUCATI	515			25	25	20	25	25	25	25	10	25	20	25	25	16	20	25	9	25	25	25	25	25	20	25		
2	YAMAHA	425	90		20	20	10	20	16	20	13	16	20	25	11	25	25	25	10	10	20	20	9	20	20	25	20		
3	MV AGUSTA	315	200	110	9	13	13	11	20	13	20	25	13	16	8	8	20	8	16	20	9	13	20	13	13	13	1		
4	KAWASAKI	220	295	95	16	16	25	13	9	8	4	4	6	11	10	13	8	13	11	13	13	9	5	2	1	10			
5	TRIUMPH	162	353	58	13	7	16	10	4	11	6	8	7	6	1	4			9	7	11	11	7	4	7	6	7		
6	HONDA	42	473	120	11	1	2	3											25										
7	SUZUKI	1	514	41											1														

28/10/2023 First Line: Championship Standings - Second Line: Ranking Progression

These data/results cannot be reproduced, stored and/or transmitted in whole or in part by any manner of electronic, mechanical, photocopying, recording, broadcasting or otherwise now known or herein after developed without the previous express consent by the copyright owner, except for reproduction in daily press and regular printed publications on sale to the public within 60 days of the event related to those data/results and always provided that copyright symbol appears together as follows below.

© DORNA WSBK ORGANIZATION Srl 2023




**Prometeon Spanish Round, 27 - 29 October 2023**  
**Best Lap & Speed**

No.	Rider Bike	Nat	Best Lap		FP1		FP2		SP		RC1							
			LL	SPD	LL	SPD	LL	SPD	LL	SPD	LL	SPD						
1	<b>11 N. BULEGA</b> Ducati Panigale V2	ITA	<b>1'41.823</b> 45	246,4			1'43.171 18	<b>246,4</b>	10	<b>246,4</b>	17	241,5						
2	<b>64 F. CARICASULO</b> Ducati Panigale V2	ITA	<b>1'42.410</b> 49	246,4			1'44.465 22	245,3	10	<b>246,4</b>	17	<b>246,4</b>						
3	<b>23 M. SCHROETTER</b> MV Agusta F3 800 RR	GER	<b>1'42.690</b> 46	248,1			1'44.110 20	245,3	9	244,8	17	<b>248,1</b>						
4	<b>62 S. MANZI</b> Yamaha YZF R6	ITA	<b>1'42.749</b> 46	244,2			1'44.012 19	239,4	10	<b>244,2</b>	17	241,5						
5	<b>55 Y. MONTELLA</b> Ducati Panigale V2	ITA	<b>1'42.764</b> 30	242,6			1'43.799 20	<b>242,6</b>	10	<b>242,6</b>								
6	<b>99 A. HUERTAS</b> Kawasaki ZX-6R	ESP	<b>1'42.830</b> 47	244,8			1'44.878 20	<b>244,8</b>	10	244,2	17	<b>244,8</b>						
7	<b>94 V. DEBISE</b> Yamaha YZF R6	FRA	<b>1'42.922</b> 53	247,0	2'00.656 5	231,9	1'44.123 21	242,1	10	<b>247,0</b>	17	245,3						
8	<b>9 J. NAVARRO</b> Yamaha YZF R6	ESP	<b>1'43.032</b> 46	248,1			1'44.733 19	243,7	10	244,8	17	<b>248,1</b>						
9	<b>3 R. DE ROSA</b> Ducati Panigale V2	ITA	<b>1'43.101</b> 44	248,6			1'44.986 18	241,5	9	<b>248,6</b>	17	245,3						
10	<b>54 B. SOFUOGLU</b> MV Agusta F3 800 RR	TUR	<b>1'43.228</b> 48	249,2			1'44.709 22	245,3	9	245,8	17	<b>249,2</b>						
11	<b>61 C. ONCU</b> Kawasaki ZX-6R	TUR	<b>1'43.269</b> 43	245,8			1'44.232 17	238,9	9	244,8	17	<b>245,8</b>						
12	<b>28 G. VAN STRAALEN</b> Yamaha YZF R6	NED	<b>1'43.313</b> 47	243,7			1'45.638 20	240,0	10	<b>243,7</b>	17	<b>243,7</b>						
13	<b>72 Y. RUIZ</b> Yamaha YZF R6	ESP	<b>1'43.398</b> 45	244,8			1'45.868 19	236,9	10	<b>244,8</b>	16	243,7						
14	<b>40 S. CORSI</b> Yamaha YZF R6	ITA	<b>1'43.405</b> 44	245,8			1'44.786 17	241,5	10	240,5	17	<b>245,8</b>						
15	<b>66 N. TUULI</b> Triumph Street Triple RS 765	FIN	<b>1'43.505</b> 41	244,8			1'45.615 16	242,6	8	241,0	17	<b>244,8</b>						
16	<b>20 M. VAN DER VOORT</b> Yamaha YZF R6	NED	<b>1'43.544</b> 23	244,2			1'44.645 9	240,0	9	242,6	5	<b>244,2</b>						
17	<b>48 L. DALLA PORTA</b> Yamaha YZF R6	ITA	<b>1'43.699</b> 45	247,0			1'44.814 18	243,1	10	244,2	17	<b>247,0</b>						
18	<b>6 E. PUSCEDDU</b> Yamaha YZF R6	ITA	<b>1'43.951</b> 28	240,5			1'45.909 18	237,4	10	<b>240,5</b>								
19	<b>12 G. GIANNINI</b> Kawasaki ZX-6R	ITA	<b>1'44.081</b> 32	246,4			1'45.716 17	238,4	10	243,1	5	<b>246,4</b>						
20	<b>50 O. VOSTATEK</b> Triumph Street Triple RS 765	CZE	<b>1'44.178</b> 27	247,5					1'44.506 10	244,2	17	<b>247,5</b>						
21	<b>51 A. SARMOON</b> Yamaha YZF R6	THA	<b>1'44.202</b> 45	242,6			1'45.970 19	239,4	9	<b>242,6</b>	17	241,5						
22	<b>21 F. FULIGNI</b> Yamaha YZF R6	ITA	<b>1'44.211</b> 42	242,6			1'45.919 16	241,0	9	<b>242,6</b>	17	238,4						
23	<b>24 A. WONGTHANANON</b> Yamaha YZF R6	THA	<b>1'44.297</b> 45	244,2			1'46.964 19	242,1	9	243,7	17	<b>244,2</b>						
24	<b>27 A. DIAZ</b> Yamaha YZF R6	ESP	<b>1'44.393</b> 27	248,1					1'44.393 10	245,3	17	<b>248,1</b>						
25	<b>95 T. MACKENZIE</b> Honda CBR600RR	GBR	<b>1'44.603</b> 42	244,2			1'46.123 16	236,9	9	243,1	17	<b>244,2</b>						

28/10/2023

These data/results cannot be reproduced, stored and/or transmitted in whole or in part by any manner of electronic, mechanical, photocopying, recording, broadcasting or otherwise now known or herein after developed without the previous express consent by the copyright owner, except for reproduction in daily press and regular printed publications on sale to the public within 60 days of the event related to those data/results and always provided that copyright symbol appears together as follows below.

© DORNA WSBK ORGANIZATION Srl 2023



Jerez 4.423 m

**Prometeon Spanish Round, 27 - 29 October 2023**  
**Best Lap & Speed**

2 / 2

No.	Rider Bike	Nat	Best Lap		FP1		FP2		SP		RC1							
			LL	SPD	LL	SPD	LL	SPD	LL	SPD	LL	SPD						
26	<b>32 D. BAYLISS</b> Ducati Panigale V2	AUS	<b>1'44.820</b>		2'07.121		1'47.200		1'45.679		<b>1'44.820</b>							
			53	243,7	6	229,5	21	240,5	9	241,5	17	<b>243,7</b>						
27	<b>75 M. PONS PAYERAS</b> Yamaha YZF R6	ESP	<b>1'44.975</b>		2'00.293		1'46.803		<b>1'44.975</b>		1'45.075							
			52	236,4	12	224,8	18	234,8	9	234,3	13	<b>236,4</b>						
28	<b>89 K. BIN PAWI</b> Honda CBR600RR	MAS	<b>1'45.004</b>				1'47.540		<b>1'45.004</b>		1'45.610							
			45	241,0			18	238,9	10	240,0	17	<b>241,0</b>						
29	<b>35 L. TACCINI</b> Kawasaki ZX-6R	ITA	<b>1'45.368</b>		2'05.020		1'46.337		1'45.617		<b>1'45.368</b>							
			51	242,1	7	230,4	17	241,0	10	<b>242,1</b>	17	241,0						
30	<b>29 N. SPINELLI</b> Yamaha YZF R6	ITA	<b>1'45.539</b>		2'02.001		<b>1'45.539</b>											
			22	243,1	4	229,5	18	<b>243,1</b>										
31	<b>26 M. NORRODIN</b> Honda CBR600RR	MAS	<b>1'45.632</b>				1'48.494		<b>1'45.632</b>									
			23	237,4			15	235,8	8	<b>237,4</b>								
32	<b>37 J. PEREZ GONZALEZ</b> Ducati Panigale V2	ESP	<b>1'45.653</b>		2'02.831		1'46.583		<b>1'45.653</b>		1'46.090							
			53	243,7	6	231,9	21	242,6	9	241,0	17	<b>243,7</b>						

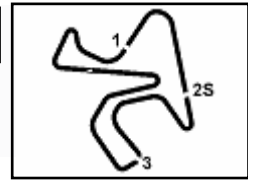
28/10/2023

These data/results cannot be reproduced, stored and/or transmitted in whole or in part by any manner of electronic, mechanical, photocopying, recording, broadcasting or otherwise now known or herein after developed without the previous express consent by the copyright owner, except for reproduction in daily press and regular printed publications on sale to the public within 60 days of the event related to those data/results and always provided that copyright symbol appears together as follows below.

© DORNA WSBK ORGANIZATION Srl 2023

FICR PERUGIA TIMING





**Prometeon Spanish Round, 27 - 29 October 2023**  
**Pirelli Best Lap Award**

	Points	Points From First	Points From Previous	February 26 <b>PHILLIP ISLAND</b>	March 5 <b>MANDALIKA</b>	April 23 <b>ASSEN</b>	May 7 <b>BARCELONA</b>	June 4 <b>MISANO</b>	July 2 <b>DONINGTON PARK</b>	July 16 <b>IMOLA</b>	July 30 <b>MOST</b>	September 10 <b>MAGNY-COURS</b>	September 24 <b>ARAGON</b>	October 1 <b>PORTIMAO</b>	October 29 <b>JEREZ</b>			
1 <b>BULEGA</b> Nicolo (ITA)	11			1		1 1	1		1 1		1 1		1 1		1			
2 <b>MANZI</b> Stefano (ITA)	5	6		1	1					1 1				1				
3 <b>DEBISE</b> Valentin (FRA)	2	9	3									1 1						
4 <b>CARICASULO</b> Federico (ITA)	2	9	0					1 1										
5 <b>MONTELLA</b> Yari (ITA)	1	10	1											1				
6 <b>SOFUOGLU</b> Bahattin (TUR)	1	10	0				1											
7 <b>ONCU</b> Can (TUR)	1	10	0		1													