

Jerez 4.423 m

**Prometeon Spanish Round, 27 - 29 October 2023**  
**Chronological Analysis Race 1**

Start at 12:30'33.175

1 / 5

1º 11 N. BULEGA [1'41.875]							
Lap	Seg1	Seg2	Seg3	Seg4	Lap Time	km/h	Local Time
1		15.339	30.251	31.633	1'47.175	241,1	12:32'20.350
2	25.091	15.203	30.097	31.484	1'41.875	241,6	12:34'02.225
3	25.211	15.352	30.289	31.559	1'42.411	240,5	12:35'44.636
4	25.300	15.360	30.317	31.598	1'42.575	241,6	12:37'27.211
5	25.370	15.389	30.487	31.604	1'42.850	240,5	12:39'10.061
6	25.455	15.364	30.552	31.680	1'43.051	240,5	12:40'53.112
7	25.479	15.423	30.551	31.695	1'43.148	240,5	12:42'36.260
8	25.510	15.441	30.479	31.750	1'43.180	240,0	12:44'19.440
9	25.664	15.432	30.605	31.807	1'43.508	241,1	12:46'02.948
10	25.512	15.501	30.585	31.778	1'43.376	240,0	12:47'46.324
11	25.601	15.484	30.712	31.864	1'43.661	240,0	12:49'29.985
12	25.683	15.490	30.711	31.865	1'43.749	239,5	12:51'13.734
13	25.554	15.462	30.602	31.802	1'43.420	241,1	12:52'57.154
14	25.558	15.487	30.601	31.840	1'43.486	240,5	12:54'40.640
15	25.523	15.441	31.066	31.748	1'43.778	240,5	12:56'24.418
16	25.493	15.468	30.691	31.891	1'43.543	241,6	12:58'07.961
17	25.651	15.520	30.671	32.042	1'43.884	240,5	12:59'51.845

Race Time 29'18.670

1	15.424	30.856	31.874	1'50.111	248,1	12:32'23.286	
2	25.512	15.390	30.526	31.726	1'43.154	247,0	12:34'06.440
3	25.519	15.460	30.687	31.752	1'43.418	242,1	12:35'49.858
4	25.573	15.460	30.564	31.842	1'43.439	242,1	12:37'33.297
5	25.492	15.441	30.594	31.716	1'43.243	241,6	12:39'16.540
6	25.557	15.429	30.635	31.845	1'43.466	244,3	12:41'00.006
7	25.553	15.469	30.673	31.947	1'43.642	241,6	12:42'43.648
8	25.564	15.554	30.628	31.880	1'43.626	240,5	12:44'27.274
9	25.610	15.479	30.724	31.799	1'43.612	241,1	12:46'10.886
10	25.546	15.552	30.612	31.857	1'43.567	238,4	12:47'54.453
11	25.541	15.555	30.672	31.818	1'43.586	239,0	12:49'38.039
12	25.571	15.577	30.565	31.878	1'43.591	239,0	12:51'21.630
13	25.568	15.516	30.645	31.854	1'43.583	240,0	12:53'05.213
14	25.566	15.539	30.602	31.845	1'43.552	239,5	12:54'48.765
15	25.629	15.564	30.715	31.812	1'43.720	240,5	12:56'32.485
16	25.603	15.549	30.686	31.924	1'43.762	241,6	12:58'16.247
17	25.677	15.497	30.703	32.056	1'43.933	244,8	13:00'00.180

Race Time 29'27.005

2º 62 S. MANZI [1'42.932]							
Lap	Seg1	Seg2	Seg3	Seg4	Lap Time	km/h	Local Time
1		15.464	30.482	31.736	1'49.331	241,6	12:32'22.506
2	25.509	15.419	30.297	31.714	1'42.939	240,0	12:34'05.445
3	25.389	15.441	30.337	31.765	1'42.932	240,5	12:35'48.377
4	25.437	15.516	30.343	31.756	1'43.052	240,0	12:37'31.429
5	25.394	15.579	30.380	31.706	1'43.059	238,4	12:39'14.488
6	25.408	15.616	30.396	31.873	1'43.293	238,4	12:40'57.781
7	25.533	15.559	30.492	31.892	1'43.476	240,0	12:42'41.257
8	25.505	15.700	30.563	31.851	1'43.619	236,4	12:44'24.876
9	25.483	15.615	30.417	31.834	1'43.349	237,9	12:46'08.225
10	25.659	15.655	30.489	31.838	1'43.641	235,9	12:47'51.866
11	25.437	15.680	30.335	31.813	1'43.265	235,4	12:49'35.131
12	25.434	15.691	30.517	31.885	1'43.527	236,4	12:51'18.658
13	25.456	15.703	30.356	31.881	1'43.396	236,4	12:53'02.054
14	25.347	15.631	30.443	31.895	1'43.316	236,9	12:54'45.370
15	25.406	15.631	30.509	31.855	1'43.401	236,4	12:56'28.771
16	25.724	15.674	30.590	32.098	1'44.086	237,4	12:58'12.857
17	25.607	15.681	30.584	32.008	1'43.880	236,9	12:59'56.737

Race Time 29'23.562

5º 94 V. DEBISE [1'42.922]							
Lap	Seg1	Seg2	Seg3	Seg4	Lap Time	km/h	Local Time
1		15.360	30.636	31.600	1'48.984	242,6	12:32'22.159
2	25.403	15.239	30.513	31.767	1'42.922	245,3	12:34'05.081
3	25.444	15.489	31.079	31.821	1'43.833	240,5	12:35'48.914
4	25.521	15.449	30.469	31.805	1'43.244	242,1	12:37'32.158
5	25.522	15.482	30.513	31.738	1'43.255	240,5	12:39'15.413
6	25.648	15.538	30.612	31.814	1'43.612	240,0	12:40'59.025
7	25.616	15.508	30.564	31.832	1'43.520	240,5	12:42'42.545
8	25.566	15.491	30.574	31.804	1'43.435	241,6	12:44'25.980
9	25.510	15.515	30.566	31.769	1'43.360	241,1	12:46'09.340
10	25.533	15.555	30.521	31.816	1'43.425	240,5	12:47'52.765
11	25.715	15.870	30.665	31.836	1'44.086	239,5	12:49'36.851
12	25.563	15.621	30.726	31.858	1'43.768	239,0	12:51'20.619
13	25.584	15.604	30.589	31.856	1'43.633	239,5	12:53'04.252
14	25.596	15.589	30.683	31.976	1'43.844	240,0	12:54'48.096
15	25.709	15.621	30.597	31.970	1'43.897	240,0	12:56'31.993
16	25.731	15.620	30.587	32.075	1'44.013	239,5	12:58'16.006
17	25.760	15.609	30.919	31.941	1'44.229	239,5	13:00'00.235

Race Time 29'27.060

3º 64 F. CARICASULO [1'43.057]							
Lap	Seg1	Seg2	Seg3	Seg4	Lap Time	km/h	Local Time
1		15.366	30.444	31.609	1'47.824	243,2	12:32'20.999
2	25.490	15.359	30.478	31.730	1'43.057	242,1	12:34'04.056
3	25.385	15.573	30.485	31.719	1'43.162	240,0	12:35'47.218
4	25.484	15.505	30.409	31.756	1'43.154	239,5	12:37'30.372
5	25.510	15.544	30.746	31.812	1'43.612	240,5	12:39'13.984
6	25.588	15.553	30.465	31.842	1'43.448	240,0	12:40'57.432
7	25.509	15.526	31.177	31.680	1'43.892	240,0	12:42'41.324
8	25.649	15.472	30.842	31.693	1'43.656	243,2	12:44'24.980
9	25.579	15.451	30.628	31.757	1'43.415	244,3	12:46'08.395
10	25.653	15.559	30.688	31.817	1'43.717	245,3	12:47'52.112
11	25.533	15.444	30.524	31.742	1'43.243	244,3	12:49'35.355
12	25.537	15.520	30.647	31.754	1'43.458	243,2	12:51'18.813
13	25.584	15.512	30.622	31.741	1'43.459	244,8	12:53'02.272
14	25.545	15.422	30.569	31.806	1'43.342	244,3	12:54'45.614
15	25.593	15.496	30.529	31.799	1'43.417	243,2	12:56'29.031
16	25.690	15.462	30.844	31.911	1'43.907	246,4	12:58'12.938
17	25.824	15.533	30.703	31.778	1'43.838	244,8	12:59'56.776

Race Time 29'23.601

6º 99 A. HUERTAS [1'43.507]							
Lap	Seg1	Seg2	Seg3	Seg4	Lap Time	km/h	Local Time
1		15.420	30.607	31.703	1'48.855	239,0	12:32'22.030
2	25.424	15.314	30.761	32.008	1'43.507	242,1	12:34'05.537
3	25.822	15.408	30.535	31.868	1'43.633	241,6	12:35'49.170
4	25.482	15.400	30.730	31.946	1'43.558	244,8	12:37'32.728
5	25.633	15.443	30.665	31.866	1'43.607	240,0	12:39'16.335
6	25.527	15.491	30.998	31.813	1'43.829	239,5	12:41'00.164
7	25.550	15.469	30.741	31.934	1'43.694	242,6	12:42'43.858
8	25.580	15.485	30.650	31.823	1'43.538	243,7	12:44'27.396
9	25.620	15.411	30.808	31.764	1'43.603	244,3	12:46'10.999
10	25.592	15.448	30.757	31.862	1'43.659	243,2	12:47'54.658
11	25.621	15.431	30.866	31.838	1'43.756	241,6	12:49'38.414
12	25.571	15.563	30.754	31.982	1'43.870	240,5	12:51'22.284
13	25.582	15.529	30.707	31.866	1'43.684	240,5	12:53'05.968
14	25.616	15.489	30.781	31.902	1'43.788	241,6	12:54'49.756
15	25.720	15.547	30.878	31.972	1'44.117	240,5	12:56'33.873
16	25.811	15.610	31.026	32.332	1'44.779	240,5	12:58'18.652
17	25.950	15.698	30.871	32.231	1'44.750	239,0	13:00'03.402

Race Time 29'30.227

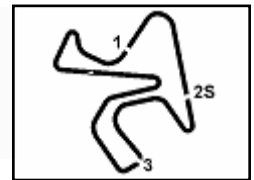
4º 9 J. NAVARRO [1'43.154]							
Lap	Seg1	Seg2	Seg3	Seg4	Lap Time	km/h	Local Time
1		15.479	30.798	31.857	1'49.948	245,3	12:32'23.123
2	25.555	15.484	31.068	31.887	1'43.994	242,6	12:34'07.117
3	25.621	15.414	30.720	31.706	1'43.461	243,7	12:35'50.578

7º 3 R. DE ROSA [1'43.461]							
Lap	Seg1	Seg2	Seg3	Seg4	Lap Time	km/h	Local Time
1		15.479	30.798	31.857	1'49.948	245,3	12:32'23.123
2	25.555	15.484	31.068	31.887	1'43.994	242,6	12:34'07.117
3	25.621	15.414	30.720	31.706	1'43.461	243,7	12:35'50.578

28/10/2023 P = Pits In/Out - C = Lap Time Cancelled

These data/results cannot be reproduced, stored and/or transmitted in whole or in part by any manner of electronic, mechanical, photocopying, recording, broadcasting or otherwise now known or herein after developed without the previous express consent by the copyright owner, except for reproduction in daily press and regular printed publications on sale to the public within 60 days of the event related to those data/results and always provided that copyright symbol appears together as follows below.

© DORNA WSBK ORGANIZATION Srl 2023



Jerez 4.423 m

## Prometeon Spanish Round, 27 - 29 October 2023 Chronological Analysis Race 1

Start at 12:30'33.175

2 / 5

4	25.557	15.432	30.756	31.737	1'43.482	242,6	12:37'34.060	7	25.651	15.528	30.908	32.077	1'44.164	240,0	12:42'47.765
5	25.593	15.635	30.791	31.785	1'43.804	238,4	12:39'17.864	8	25.672	15.501	30.857	32.217	1'44.247	241,6	12:44'32.012
6	25.628	15.525	30.884	31.941	1'43.978	240,5	12:41'01.842	9	25.748	15.682	30.888	32.257	1'44.575	237,9	12:46'16.587
7	25.588	15.590	30.796	31.897	1'43.871	239,0	12:42'45.713	10	25.864	15.707	30.903	32.204	1'44.678	236,9	12:48'01.265
8	25.600	15.546	30.711	31.801	1'43.658	239,5	12:44'29.371	11	25.707	15.670	30.849	32.060	1'44.286	236,4	12:49'45.551
9	25.533	15.535	30.696	31.843	1'43.607	240,0	12:46'12.978	12	25.765	15.715	30.855	32.285	1'44.620	236,4	12:51'30.171
10	<b>25.487</b>	15.554	<b>30.524</b>	31.958	1'43.523	239,0	12:47'56.501	13	25.811	15.686	31.629	32.112	1'45.238	237,4	12:53'15.409
11	25.602	15.609	30.763	32.008	1'43.982	238,4	12:49'40.483	14	25.874	15.617	30.805	32.387	1'44.683	241,6	12:55'00.092
12	25.579	15.651	30.745	32.059	1'44.034	237,4	12:51'24.517	15	25.698	15.711	30.773	31.982	1'44.164	241,1	12:56'44.256
13	25.666	15.664	30.799	31.947	1'44.076	239,0	12:53'08.593	16	25.722	15.578	31.070	32.195	1'44.565	<b>243,7</b>	12:58'28.821
14	25.710	15.575	30.736	32.120	1'44.141	239,5	12:54'52.734	17	25.887	15.686	30.844	32.170	1'44.587	239,5	13:00'13.408
15	25.621	15.655	30.767	32.055	1'44.098	239,5	12:56'36.832								
16	25.611	15.628	30.727	32.002	1'43.968	240,0	12:58'20.800								
17	25.710	15.597	30.724	32.069	1'44.100	239,5	13:00'04.900								

Race Time 29'40.233

Race Time 29'31.725

8° 48 L. DALLA PORTA [1'43.821]							
Lap	Seg.1	Seg.2	Seg.3	Seg.4	Lap Time	km/h	Local Time
1		15.584	30.991	31.903	1'51.572	245,3	12:32'24.747
2	25.764	<b>15.437</b>	30.764	31.864	1'43.829	243,7	12:34'08.576
3	25.712	15.443	30.808	31.974	1'43.937	245,9	12:35'52.513
4	25.730	15.445	30.894	<b>31.769</b>	1'43.838	<b>247,0</b>	12:37'36.351
5	27.744	15.564	30.855	31.935	1'46.098	241,6	12:39'22.449
6	25.781	15.537	30.769	32.043	1'44.130	241,6	12:41'06.579
7	25.715	15.518	30.887	31.897	1'44.017	240,5	12:42'50.596
8	25.770	15.508	<b>30.685</b>	31.897	1'43.860	241,6	12:44'34.456
9	<b>25.619</b>	15.513	30.813	31.876	1'43.821	242,6	12:46'18.277
10	25.708	15.548	30.826	31.902	1'43.984	242,6	12:48'02.261
11	25.672	15.486	30.907	31.914	1'43.979	245,3	12:49'46.240
12	25.769	15.484	31.076	32.061	1'44.390	244,3	12:51'30.630
13	25.733	15.498	31.017	32.031	1'44.279	246,4	12:53'14.909
14	25.842	15.585	30.822	32.034	1'44.283	241,1	12:54'59.192
15	25.731	15.624	31.096	31.967	1'44.418	241,6	12:56'43.610
16	25.923	15.628	31.197	32.301	1'45.049	242,1	12:58'28.659
17	25.934	15.472	30.755	32.108	1'44.269	244,8	13:00'12.928

Race Time 29'39.753

9° 66 N. TUULI [1'43.796]							
Lap	Seg.1	Seg.2	Seg.3	Seg.4	Lap Time	km/h	Local Time
1		15.545	30.966	31.858	1'50.957	<b>244,8</b>	12:32'24.132
2	25.746	<b>15.423</b>	30.834	<b>31.793</b>	1'43.796	241,1	12:34'07.928
3	26.046	15.517	30.851	32.015	1'44.429	239,5	12:35'52.357
4	<b>25.683</b>	15.549	30.799	31.825	1'43.856	240,0	12:37'36.213
5	25.767	15.516	<b>30.644</b>	31.942	1'43.869	240,5	12:39'20.082
6	<b>25.683</b>	15.546	30.818	31.812	1'43.859	239,0	12:41'03.941
7	25.854	15.462	30.932	32.101	1'44.349	242,6	12:42'48.290
8	25.780	15.656	30.926	32.025	1'44.387	236,9	12:44'32.677
9	25.775	15.549	31.095	31.920	1'44.339	242,1	12:46'17.016
10	25.871	15.590	30.921	32.023	1'44.405	238,4	12:48'01.421
11	25.787	15.585	31.054	31.936	1'44.362	240,5	12:49'45.783
12	25.773	15.696	31.167	32.467	1'45.103	237,9	12:51'30.886
13	25.741	15.566	30.973	32.074	1'44.354	242,6	12:53'15.240
14	25.772	15.540	30.977	32.023	1'44.312	242,6	12:54'59.552
15	25.875	15.594	30.869	31.988	1'44.326	241,6	12:56'43.878
16	25.930	15.599	30.928	32.198	1'44.655	243,2	12:58'28.533
17	25.911	15.622	30.954	32.059	1'44.546	237,9	13:00'13.079

Race Time 29'39.904

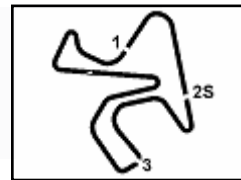
10° 28 G. VAN STRAALLEN [1'43.679]							
Lap	Seg.1	Seg.2	Seg.3	Seg.4	Lap Time	km/h	Local Time
1		15.458	30.922	31.876	1'50.767	<b>243,7</b>	12:32'23.942
2	25.613	<b>15.365</b>	30.951	<b>31.750</b>	1'43.679	<b>243,7</b>	12:34'07.621
3	25.663	15.489	30.817	31.865	1'43.834	242,1	12:35'51.455
4	25.645	15.468	<b>30.694</b>	32.031	1'43.838	242,6	12:37'35.293
5	25.683	15.572	30.903	32.008	1'44.166	240,5	12:39'19.459
6	<b>25.533</b>	15.516	30.887	32.206	1'44.142	242,1	12:41'03.601

28/10/2023

P = Pits In/Out - C = Lap Time Cancelled

These data/results cannot be reproduced, stored and/or transmitted in whole or in part by any manner of electronic, mechanical, photocopying, recording, broadcasting or otherwise now known or herein after developed without the previous express consent by the copyright owner, except for reproduction in daily press and regular printed publications on sale to the public within 60 days of the event related to those data/results and always provided that copyright symbol appears together as follows below.

© DORNA WSBK ORGANIZATION Srl 2023



Prometeon Spanish Round, 27 - 29 October 2023  
Chronological Analysis Race 1

Start at 12:30'33.175

3 / 5

Lap	Seg1	Seg2	Seg3	Seg4	Lap Time	km/h	Local Time
10	25.693	15.846	30.920	32.284	1'44.743	235,4	12:48'08.506
11	25.737	15.816	30.845	32.358	1'44.756	237,4	12:49'53.262
12	25.738	15.817	30.917	32.207	1'44.679	236,4	12:51'37.941
13	25.770	15.867	31.151	33.091	1'45.879	235,9	12:53'23.820
14	25.857	15.756	31.031	32.172	1'44.816	239,5	12:55'08.636
15	25.829	15.661	30.927	32.231	1'44.648	240,5	12:56'53.284
16	25.951	15.736	31.030	32.124	1'44.841	240,5	12:58'38.125
17	26.048	15.795	31.204	32.593	1'45.640	240,0	13:00'23.765

Race Time 29'50.590

17° 24 A. WONGTHANON [1'44.399]							
Lap	Seg1	Seg2	Seg3	Seg4	Lap Time	km/h	Local Time
1		15.617	31.304	32.511	1'53.185	244,3	12:32'26.360
2	25.955	15.496	30.860	32.088	1'44.399	242,6	12:34'10.759
3	25.843	15.639	31.147	32.307	1'44.936	241,6	12:35'55.695
4	26.177	15.595	30.960	32.239	1'44.971	241,1	12:37'40.666
5	25.918	15.630	30.904	31.992	1'44.444	237,9	12:39'25.110
6	25.953	15.639	31.012	32.233	1'44.837	238,4	12:41'09.947
7	26.173	15.597	31.259	32.307	1'45.336	239,5	12:42'55.283
8	25.835	15.577	31.115	32.194	1'44.721	241,1	12:44'40.004
9	26.655	15.730	31.372	32.573	1'46.330	237,4	12:46'26.334
10	26.349	15.863	31.606	32.747	1'46.565	235,4	12:48'12.899
11	26.445	15.870	31.724	32.703	1'46.742	235,4	12:49'59.641
12	26.446	15.844	31.797	32.851	1'46.938	234,4	12:51'46.579
13	26.624	15.946	31.621	32.821	1'47.012	234,4	12:53'33.591
14	26.747	15.969	31.427	32.400	1'46.543	233,4	12:55'20.134
15	26.073	15.905	31.250	32.593	1'45.821	235,9	12:57'05.955
16	26.473	15.952	31.977	32.642	1'47.044	232,9	12:58'52.999
17	26.139	15.821	31.283	32.778	1'46.021	241,6	13:00'39.020

Race Time 30'05.845

14° 51 A. SARMOON [1'44.202]							
Lap	Seg1	Seg2	Seg3	Seg4	Lap Time	km/h	Local Time
1		15.688	31.106	32.042	1'52.313	241,6	12:32'25.488
2	25.799	15.520	30.855	32.028	1'44.202	241,1	12:34'09.690
3	26.268	15.811	30.888	32.206	1'45.173	241,6	12:35'54.863
4	25.873	15.622	31.070	32.208	1'44.773	236,9	12:37'39.636
5	25.849	15.629	31.116	32.268	1'44.862	238,4	12:39'24.498
6	25.966	15.701	30.862	32.455	1'44.984	237,4	12:41'09.482
7	25.955	15.921	31.224	32.168	1'45.268	232,4	12:42'54.750
8	26.016	15.767	30.767	32.129	1'44.679	235,4	12:44'39.429
9	25.998	15.709	30.916	32.290	1'44.913	236,4	12:46'24.342
10	26.009	15.848	31.146	32.154	1'45.157	233,9	12:48'09.499
11	25.928	15.793	30.767	32.279	1'44.767	235,4	12:49'54.266
12	25.931	15.846	31.005	32.227	1'45.009	233,9	12:51'39.273
13	26.023	15.870	31.010	32.455	1'45.358	233,4	12:53'24.633
14	26.084	15.923	30.943	32.587	1'45.537	234,9	12:55'10.170
15	26.027	15.858	31.016	32.669	1'45.570	234,9	12:56'55.740
16	26.193	15.954	31.421	32.859	1'46.427	234,4	12:58'42.167
17	26.245	16.253	31.834	33.161	1'47.493	231,4	13:00'29.660

Race Time 29'56.485

18° 32 O. BAYLISS [1'44.820]							
Lap	Seg1	Seg2	Seg3	Seg4	Lap Time	km/h	Local Time
1		15.804	31.832	33.362	1'54.785	243,7	12:32'27.960
2	26.022	15.735	31.619	32.389	1'45.765	240,5	12:34'13.725
3	26.454	15.690	31.518	32.569	1'46.231	243,7	12:35'59.956
4	25.919	15.665	31.337	32.531	1'45.452	240,5	12:37'45.408
5	26.903	15.741	31.574	32.557	1'46.775	240,5	12:39'32.183
6	26.184	15.653	31.570	32.562	1'45.969	240,5	12:41'18.152
7	26.184	15.644	31.477	32.642	1'45.947	240,0	12:43'04.099
8	26.062	15.497	31.357	32.400	1'45.316	241,6	12:44'49.415
9	26.225	15.960	31.776	32.599	1'46.560	236,9	12:46'35.975
10	26.070	15.656	31.335	32.465	1'45.526	241,6	12:48'21.501
11	26.003	15.637	31.156	32.280	1'45.076	240,5	12:50'06.577
12	25.898	15.719	31.004	32.277	1'44.898	240,5	12:51'51.475
13	25.725	15.699	31.003	32.393	1'44.820	239,5	12:53'36.295
14	25.876	15.683	31.095	32.632	1'45.286	240,0	12:55'21.581
15	26.000	15.796	31.066	32.478	1'45.340	239,5	12:57'06.921
16	25.946	15.688	31.907	32.693	1'46.234	241,6	12:58'53.155
17	25.926	15.798	31.501	32.867	1'46.092	239,0	13:00'39.247

Race Time 30'06.072

15° 23 M. SCHROETTER [1'42.848]							
Lap	Seg1	Seg2	Seg3	Seg4	Lap Time	km/h	Local Time
1		15.278	30.483	31.644	1'48.201	244,8	12:32'21.376
2	25.487	15.231	30.465	31.665	1'42.848	246,4	12:34'04.224
3	25.569	15.406	30.499	31.734	1'43.208	245,3	12:35'47.432
4	25.682	15.337	30.424	31.687	1'43.130	244,3	12:37'30.562
5	25.568	15.358	52.208	33.717	2'06.851	245,3	12:39'37.413
6	26.069	15.438	31.598	32.324	1'45.429	245,9	12:41'22.842
7	25.863	15.603	31.077	32.207	1'44.750	244,3	12:43'07.592
8	25.824	15.521	30.846	32.161	1'44.352	243,2	12:44'51.944
9	25.789	15.542	30.914	32.290	1'44.535	243,7	12:46'36.479
10	26.033	15.485	31.183	32.031	1'44.732	247,6	12:48'21.211
11	25.900	15.525	30.863	32.172	1'44.460	242,6	12:50'05.671
12	25.828	15.549	31.064	32.160	1'44.601	244,3	12:51'50.272
13	25.816	15.573	31.033	32.436	1'44.858	248,1	12:53'35.130
14	25.758	15.508	30.918	32.240	1'44.424	243,2	12:55'19.554
15	25.739	15.524	30.791	32.098	1'44.152	241,6	12:57'03.706
16	25.832	15.598	30.952	32.223	1'44.605	241,6	12:58'48.311
17	25.813	15.655	30.882	32.420	1'44.770	240,5	13:00'33.081

Race Time 29'59.906

19° 95 T. MACKENZIE [1'44.929]							
Lap	Seg1	Seg2	Seg3	Seg4	Lap Time	km/h	Local Time
1		15.731	32.155	33.463	1'55.367	244,3	12:32'28.542
2	26.268	15.541	31.267	32.353	1'45.429	239,0	12:34'13.971
3	26.554	16.028	31.202	32.523	1'46.307	241,1	12:36'00.278
4	26.284	15.636	31.463	32.323	1'45.706	235,9	12:37'45.984
5	26.172	15.640	31.516	32.449	1'45.777	236,4	12:39'31.761
6	26.100	15.647	31.362	32.784	1'45.893	235,4	12:41'17.654
7	26.209	15.813	31.132	32.438	1'45.592	234,4	12:43'03.246
8	26.142	15.862	31.179	32.619	1'45.802	233,4	12:44'49.048
9	26.531	16.201	31.828	32.661	1'47.221	235,9	12:46'36.269
10	26.029	15.629	31.562	32.273	1'45.493	239,0	12:48'21.762
11	26.001	15.643	31.383	32.305	1'45.332	237,4	12:50'07.094
12	25.944	15.742	31.249	32.316	1'45.251	236,9	12:51'52.345
13	26.057	15.743	31.389	32.618	1'45.807	236,4	12:53'38.152
14	26.280	15.685	31.032	32.166	1'45.163	237,9	12:55'23.315
15	25.993	15.733	31.003	32.200	1'44.929	235,9	12:57'08.244

28/10/2023 P = Pits In/Dut - C = Lap Time Cancelled

These data/results cannot be reproduced, stored and/or transmitted in whole or in part by any manner of electronic, mechanical, photocopying, recording, broadcasting or otherwise now known or herein after developed without the previous express consent by the copyright owner, except for reproduction in daily press and regular printed publications on sale to the public within 60 days of the event related to those data/results and always provided that copyright symbol appears together as follows below.

© DORNA WSBK ORGANIZATION Srl 2023



## Prometeon Spanish Round, 27 - 29 October 2023

### Chronological Analysis Race 1

Start at 12:30'33.175

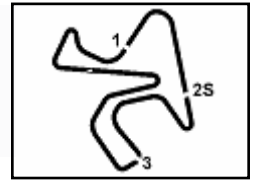
**4 / 5**

20°								23°										
35 L. TACCINI [1'45.368]								27 A. DIAZ [1'45.542]										
Lap	Seg1	Seg2	Seg3	Seg4	Lap Time	km/h	Local Time	Lap	Seg1	Seg2	Seg3	Seg4	Lap Time	km/h	Local Time			
1		15.856	31.813	33.430	1'55.482	240,0	12:32'28.657	1		<b>15.620</b>	31.654	49.853	2'10.403	<b>248,1</b>	12:32'43.578			
2	26.311	<b>15.594</b>	31.231	32.757	1'45.893	240,5	12:34'14.550	2	26.469	15.799	31.286	32.386	1'45.940	236,9	12:34'29.518			
3	26.175	15.642	33.917	32.418	1'48.152	<b>241,1</b>	12:36'02.702	3	26.333	15.746	<b>31.117</b>	<b>32.346</b>	<b>1'45.542</b>	237,4	12:36'15.060			
4	26.235	15.900	31.789	33.207	1'47.131	239,0	12:37'49.833	4	26.028	15.745	31.474	32.555	1'45.802	235,9	12:38'00.862			
5	26.175	15.827	32.170	33.060	1'47.232	238,4	12:39'37.065	5	26.080	15.710	31.508	32.487	1'45.785	235,9	12:39'46.647			
6	26.074	15.606	31.382	<b>32.399</b>	1'45.461	240,5	12:41'22.526	6	26.017	15.872	31.502	32.536	1'45.927	233,4	12:41'32.574			
7	26.000	15.729	31.425	32.473	1'45.627	236,4	12:43'08.153	7	26.220	15.783	31.548	33.240	1'46.791	236,4	12:43'19.365			
8	26.052	15.660	31.236	32.420	<b>1'45.368</b>	237,9	12:44'53.521	8	26.090	15.801	31.643	32.558	1'46.092	235,4	12:45'05.457			
9	26.231	15.849	31.320	32.823	1'46.223	236,4	12:46'39.744	9	26.117	15.769	31.678	32.726	1'46.290	234,9	12:46'51.747			
10	26.272	15.843	31.538	32.630	1'46.283	234,4	12:48'26.027	10	26.476	15.813	31.605	32.677	1'46.571	234,4	12:48'38.318			
11	26.285	15.979	31.462	32.664	1'46.390	233,9	12:50'12.417	11	<b>26.008</b>	15.856	31.595	32.653	1'46.112	234,4	12:50'24.430			
12	26.119	15.865	31.342	32.686	1'46.012	235,4	12:51'58.429	12	26.165	15.853	31.421	32.638	1'46.077	234,9	12:52'10.507			
13	26.037	15.970	31.317	32.498	1'45.822	234,4	12:53'44.251	13	26.312	15.911	31.502	32.644	1'46.369	234,9	12:53'56.876			
14	26.049	15.777	31.298	32.469	1'45.593	236,4	12:55'29.844	14	26.333	16.083	31.633	32.725	1'46.774	234,4	12:55'43.650			
15	<b>25.956</b>	15.751	<b>31.211</b>	32.684	1'45.602	236,4	12:57'15.446	15	26.130	16.022	32.362	32.811	1'47.325	234,9	12:57'30.975			
16	26.056	15.857	31.595	32.863	1'46.371	235,4	12:59'01.817	16	26.251	15.873	31.555	32.962	1'46.641	236,4	12:59'17.616			
17	26.127	15.827	31.371	32.423	1'45.748	234,4	13:00'47.565	17	26.152	15.987	31.598	32.765	1'46.502	234,4	13:01'04.118			
Race Time 30'06.980								Race Time 30'30.943										
21°								24°										
89 K. BIN PAWI [1'45.610]								21 F. FULIGNI [1'44.984]										
Lap	Seg1	Seg2	Seg3	Seg4	Lap Time	km/h	Local Time	Lap	Seg1	Seg2	Seg3	Seg4	Lap Time	km/h	Local Time			
1		15.970	32.103	32.975	1'55.548	237,9	12:32'28.723	1		16.234	31.577	32.774	2'07.830	236,9	12:32'41.005			
2	26.635	15.675	31.526	<b>32.532</b>	1'46.368	240,0	12:34'15.091	2	26.077	<b>15.738</b>	31.113	32.492	1'45.420	<b>238,4</b>	12:34'26.425			
3	<b>26.027</b>	15.665	<b>31.297</b>	32.621	<b>1'45.610</b>	<b>241,1</b>	12:36'00.701	3	25.937	15.759	30.964	<b>32.324</b>	<b>1'44.984</b>	<b>238,4</b>	12:36'11.409			
4	26.065	<b>15.652</b>	31.494	32.611	1'45.822	238,4	12:37'46.523	4	25.931	15.767	<b>30.948</b>	32.421	1'45.067	<b>238,4</b>	12:37'56.476			
5	26.054	15.768	31.542	32.559	1'45.923	236,4	12:39'32.446	5	25.882	15.781	56.131	32.927	2'10.721	237,9	12:40'07.197			
6	26.165	15.697	31.458	32.752	1'46.072	239,5	12:41'18.518	6	26.036	15.878	31.363	32.651	1'45.928	235,9	12:41'53.125			
7	26.204	15.689	31.441	32.666	1'46.000	238,4	12:43'04.518	7	25.977	15.743	31.239	32.525	1'45.484	236,9	12:43'38.609			
8	26.061	15.759	31.301	32.618	1'45.739	238,4	12:44'50.257	8	25.907	15.848	31.123	32.398	1'45.276	235,4	12:45'23.885			
9	26.063	15.739	31.752	32.680	1'46.234	238,4	12:46'36.491	9	25.946	15.752	31.354	32.519	1'45.571	235,4	12:47'09.456			
10	26.409	15.682	31.417	32.671	1'46.179	239,0	12:48'22.670	10	25.963	15.834	31.164	32.455	1'45.416	234,9	12:48'54.872			
11	26.038	15.809	31.313	32.677	1'45.837	237,9	12:50'08.507	11	<b>25.858</b>	15.941	31.129	32.528	1'45.456	234,9	12:50'40.328			
12	26.231	15.922	31.519	32.946	1'46.618	236,4	12:51'55.125	12	25.926	15.919	31.131	32.603	1'45.579	234,9	12:52'25.907			
13	26.321	15.967	31.506	32.912	1'46.706	236,4	12:53'41.831	13	25.911	15.865	31.186	32.559	1'45.521	236,9	12:54'11.428			
14	26.285	15.946	31.701	33.034	1'46.966	236,4	12:55'28.797	14	25.868	15.840	31.110	32.470	1'45.288	236,9	12:55'56.716			
15	26.166	15.914	31.519	32.783	1'46.382	236,4	12:57'15.179	15	25.911	15.783	31.227	32.496	1'45.417	236,4	12:57'42.133			
16	26.239	15.890	31.463	33.289	1'46.881	237,4	12:59'02.060	16	25.900	15.863	31.141	32.546	1'45.450	236,9	12:59'27.583			
17	26.362	15.971	31.694	32.963	1'46.990	235,4	13:00'49.050	17	25.924	15.928	31.285	33.040	1'46.177	234,9	13:01'13.760			
Race Time 30'15.875								Race Time 30'40.585										
22°								RET										
37 J. PEREZ GONZALEZ [1'46.090]								72 Y. RUIZ [1'43.599]										
Lap	Seg1	Seg2	Seg3	Seg4	Lap Time	km/h	Local Time	Lap	Seg1	Seg2	Seg3	Seg4	Lap Time	km/h	Local Time			
1		16.094	32.171	33.050	1'55.954	<b>243,7</b>	12:32'29.129	1		<b>15.451</b>	30.863	<b>31.991</b>	1'50.599	242,1	12:32'23.774			
2	26.944	15.774	<b>31.225</b>	<b>32.283</b>	1'46.226	242,1	12:34'15.355	2	<b>25.475</b>	15.456	30.625	32.043	<b>1'43.599</b>	240,5	12:34'07.373			
3	26.239	15.708	32.235	32.881	1'47.063	242,6	12:36'02.418	3	25.660	15.475	30.628	32.047	1'43.810	240,0	12:35'51.183			
4	26.435	15.826	31.796	32.999	1'47.056	239,0	12:37'49.474	4	25.502	15.564	<b>30.582</b>	32.102	1'43.750	238,4	12:37'34.933			
5	26.442	15.791	32.180	32.945	1'47.358	237,4	12:39'36.832	5	25.617	15.717	30.610	32.160	1'44.104	236,4	12:39'19.037			
6	<b>26.158</b>	<b>15.638</b>	31.717	32.817	1'46.330	240,0	12:41'23.162	6	25.658	15.667	30.887	32.582	1'44.794	236,4	12:41'03.831			
7	26.384	15.769	31.393	32.569	1'46.115	239,0	12:43'09.277	7	25.733	15.595	30.798	32.189	1'44.315	237,9	12:42'48.146			
8	26.607	15.829	31.639	32.622	1'46.697	238,4	12:44'55.974	8	25.663	15.709	30.622	32.182	1'44.176	233,4	12:44'32.322			
9	26.280	15.721	31.642	32.763	1'46.406	238,4	12:46'42.380	9	25.814	15.671	31.018	32.136	1'44.639	237,4	12:46'16.961			
10	26.416	15.942	31.848	32.529	1'46.735	232,9	12:48'29.115	10	26.052	15.635	30.890	32.141	1'44.718	239,0	12:48'01.679			
11	26.326	15.891	31.423	32.555	1'46.195	234,4	12:50'15.310	11	25.687	15.594	30.975	32.070	1'44.326	239,5	12:49'46.005			
12	26.653	15.898	31.436	32.791	1'46.778	235,9	12:52'02.088	12	25.658	15.652	30.846	32.121	1'44.277	241,1	12:51'30.282			
13	26.348	15.877	31.813	32.703	1'46.741	235,9	12:53'48.829	13	25.794	15.731	30.719	32.361	1'44.605	239,5	12:53'14.887			
14	26.278	16.059	31.628	32.767	1'46.732	233,9	12:55'35.561	14	25.925	15.661	30.811	32.131	1'44.528	240,5	12:54'59.415			
15	26.564	15.864	31.618	32.886	1'46.932	237,4	12:57'22.493	15	25.605	15.628	30.623	32.268	1'44.124	242,1	12:56'43.539			
16	26.330	15.948	31.493	32.595	1'46.366	235,9	12:59'08.859	16	26.139	15.542	30.746	32.385	1'44.812	<b>243,7</b>	12:58'28.351			
17	26.340	16.079	31.297	32.374	<b>1'46.090</b>	233,4	13:00'54.949	Race Time 27'55.176										
Race Time 30'21.774								RET										
								75 M. PONS PAYERAS [1'45.075]										
Lap	Seg1	Seg2	Seg3	Seg4	Lap Time	km/h	Local Time	Lap	Seg1	Seg2	Seg3	Seg4	Lap Time	km/h	Local Time			
1					16.131	31.591	32.890	1'55.322	<b>236,4</b>	12:32'28.497	1					15.522	<b>236,4</b>	12:32'28.497
2	26.039				<b>15.602</b>	31.052	32.461	1'45.154	233,4	12:34'13.651	2					15.522	<b>236,4</b>	12:32'28.497

28/10/2023 P = Pits In/Out - C = Lap Time Cancelled

These data/results cannot be reproduced, stored and/or transmitted in whole or in part by any manner of electronic, mechanical, photocopying, recording, broadcasting or otherwise now known or herein after developed without the previous express consent by the copyright owner, except for reproduction in daily press and regular printed publications on sale to the public within 60 days of the event related to those data/results and always provided that copyright symbol appears together as follows below.

© DORNA WSBK ORGANIZATION Srl 2023



**Prometeon Spanish Round, 27 - 29 October 2023**  
**Chronological Analysis Race 1**

Start at 12:30'33.175

3	26.239	15.717	31.606	32.739	1'46.301	232,9	12:35'59.952
4	26.225	15.644	31.440	32.515	1'45.824	233,9	12:37'45.776
5	26.059	15.788	31.435	32.611	1'45.893	230,5	12:39'31.669
6	26.031	15.826	31.596	32.946	1'46.399	229,5	12:41'18.068
7	25.898	15.777	31.223	32.613	1'45.511	234,9	12:43'03.579
8	26.006	15.750	31.248	32.453	1'45.457	233,4	12:44'49.036
9	26.496	16.150	31.804	32.434	1'46.884	227,6	12:46'35.920
10	26.020	15.737	<b>30.931</b>	<b>32.387</b>	<b>1'45.075</b>	229,5	12:48'20.995
11	<b>25.896</b>	15.796	31.144	32.455	1'45.291	230,0	12:50'06.286
12	26.065	15.903	31.241	32.621	1'45.830	229,0	12:51'52.116
13	26.005	15.868	31.254	32.870	1'45.997	230,5	12:53'38.113

Race Time 23'04.938

**RET** **20 M. VAN DER VOORT (1'44.413)**

Lap	Seg.1	Seg.2	Seg.3	Seg.4	Lap Time	km/h	Local Time
1		15.622	31.338	<b>31.868</b>	1'52.010	<b>244,3</b>	12:32'25.185
2	25.907	15.634	30.831	32.323	1'44.695	238,4	12:34'09.880
3	26.144	15.702	<b>30.782</b>	32.081	1'44.709	240,5	12:35'54.589
4	25.816	15.643	31.077	32.158	1'44.694	239,5	12:37'39.283
5	25.820	<b>15.620</b>	30.875	32.098	<b>1'44.413</b>	240,0	12:39'23.696

Race Time 8'50.521

**RET** **12 G. GIANNINI (1'44.081)**

Lap	Seg.1	Seg.2	Seg.3	Seg.4	Lap Time	km/h	Local Time
1		15.635	31.717	32.151	1'53.726	<b>246,4</b>	12:32'26.901
2	25.757	15.502	<b>30.774</b>	32.125	1'44.158	240,5	12:34'11.059
3	26.056	15.595	30.832	32.151	1'44.634	239,5	12:35'55.693
4	25.870	15.551	30.813	32.010	1'44.244	239,5	12:37'39.937
5	<b>25.728</b>	<b>15.475</b>	30.945	<b>31.933</b>	<b>1'44.081</b>	240,5	12:39'24.018

Race Time 8'50.843

**RET** **26 M. NORRODIN**

Lap	Seg.1	Seg.2	Seg.3	Seg.4	Lap Time	km/h	Local Time
1		<b>15.730</b>	<b>32.016</b>	<b>33.595</b>	1'55.313	<b>242,1</b>	12:32'28.488

Race Time 1'55.313

28/10/2023 P = Pits In/Dut - C = Lap Time Cancelled

These data/results cannot be reproduced, stored and/or transmitted in whole or in part by any manner of electronic, mechanical, photocopying, recording, broadcasting or otherwise now known or herein after developed without the previous express consent by the copyright owner, except for reproduction in daily press and regular printed publications on sale to the public within 60 days of the event related to those data/results and always provided that copyright symbol appears together as follows below.

© DORNA WSBK ORGANIZATION Srl 2023