



Prometeon Spanish Round, 27 - 29 October 2023
Results Race 2 - Red Flag

Laps 4 = 19,912 Km - Time of Race 7'47.609 - Avg. 153,297 km/h

Pos	Grid	No. Rider	Nat	Team	Bike	LL	Int.	Gap	Rel.	Fastest Lap	Speed	Qualifying	Speed
1	1	11 N. BULEGA	ITA	Aruba.it Racing WorldSSP Team	Ducati Panigale V2	4	I2.1			1'42.342	240,5	1'41.823	246,4
2	2	64 F. CARICASULO	ITA	Althea Racing Team	Ducati Panigale V2	4	I2.1	4.726	4.726	1'43.501	240,0	1'42.410	246,4
3	4	62 S. MANZI	ITA	Ten Kate Racing Yamaha	Yamaha YZF R6	4	I2.1	4.893	0.167	1'43.192	241,1	1'42.749	244,3
4	7	3 R. DE ROSA	ITA	Orelac Racing Verdnatura	Ducati Panigale V2	4	I2.1	5.078	0.185	1'43.261	242,6	1'43.101	248,7
5	8	94 V. DEBISE	FRA	GMT94 Yamaha	Yamaha YZF R6	4	I2.1	5.321	0.243	1'43.332	246,4	1'43.120	247,0
6	6	9 J. NAVARRO	ESP	Ten Kate Racing Yamaha	Yamaha YZF R6	4	I2.1	7.361	2.040	1'43.487	243,7	1'43.032	244,8
7	11	61 C. ONCU	TUR	Kawasaki Puccetti Racing	Kawasaki ZX-6R	4	I2.1	7.798	0.437	1'43.324	243,7	1'43.318	244,8
8	12	72 Y. RUIZ	ESP	MDR Offitec Yamaha	Yamaha YZF R6	4	I2.1	7.885	0.087	1'43.575	241,1	1'43.398	244,8
9	15	48 L. DALLA PORTA	ITA	Evan Bros. WorldSSP Yamaha Team	Yamaha YZF R6	4	I2.1	9.645	1.760	1'44.035	247,6	1'43.699	244,3
10	10	28 G. VAN STRAALEN	NED	EAB Racing Team	Yamaha YZF R6	4	I2.1	9.831	0.186	1'43.830	247,6	1'43.313	243,7
11	5	99 A. HUERTAS	ESP	MTM Kawasaki	Kawasaki ZX-6R	4	I2.1	10.485	0.654	1'44.622	242,6	1'42.830	244,3
12	13	66 N. TUULI	FIN	PTR Triumph	Triumph Street Triple R5 765	4	I2.1	11.119	0.634	1'44.539	243,7	1'43.505	241,1
13	14	20 M. VAN DER VOORT	NED	Team SWPN	Yamaha YZF R6	4	I2.1	11.774	0.655	1'44.278	242,6	1'43.544	242,6
14	16	21 F. FULIGNI	ITA	Orelac Racing Verdnatura	Yamaha YZF R6	4	I2.1	12.206	0.432	1'44.226	242,6	1'44.211	242,6
15	27	40 S. CORSI	ITA	Altogo Racing Team	Yamaha YZF R6	4	I2.1	13.474	1.268	1'44.063	243,7	1'43.405	240,5
16	21	51 A. SARMOON	THA	Yamaha Thailand Racing Team	Yamaha YZF R6	4	I2.1	13.656	0.182	1'44.660	243,7	1'44.629	242,6
17	25	37 J. PEREZ GONZALEZ	ESP	D34G Racing	Ducati Panigale V2	4	I2.1	13.857	0.201	1'44.721	245,9	1'45.653	241,1
18	18	27 A. DIAZ	ESP	VFT Racing WEBIKE Yamaha	Yamaha YZF R6	4	I2	1 Sector	1 Sector	1'45.215	244,8	1'44.393	245,3
19	17	12 G. GIANNINI	ITA	ProDina Kawasaki Racing	Kawasaki ZX-6R	4	I2	1 Sector	0.263	1'44.804	239,5	1'44.332	243,2
20	20	95 T. MACKENZIE	GBR	PETRONAS MIE Racing Honda Team	Honda CBR600RR	4	I2	1 Sector	0.108	1'44.976	242,1	1'44.603	243,2
21	24	26 M. NORRODIN	MAS	PETRONAS MIE Racing Honda Team	Honda CBR600RR	4	I2	1 Sector	0.107	1'44.651	239,5	1'45.632	237,4
22	26	32 O. BAYLISS	AUS	D34G Racing	Ducati Panigale V2	4	I2	1 Sector	0.389	1'44.936	242,6	1'45.679	241,6
23	23	35 L. TACCINI	ITA	Vince64 by Puccetti Racing	Kawasaki ZX-6R	4	I2	1 Sector	0.556	1'45.116	242,1	1'45.617	242,1
24	22	89 K. BIN PAWI	MAS	PETRONAS MIE Racing Honda Team	Honda CBR600RR	4	I2	1 Sector	0.466	1'45.128	241,6	1'45.004	240,0
-----Not Classified-----													
RET	19	50 O. VOSTATEK	CZE	PTR Triumph	Triumph Street Triple R5 765	3				1'44.450	245,9	1'44.506	244,3
RET	3	23 M. SCHROETTER	GER	MV Agusta Reparto Corse	MV Agusta F3 800 RR	2				1'43.409	243,2	1'42.690	244,8
RET	9	54 B. SOFUOGLU	TUR	MV Agusta Reparto Corse	MV Agusta F3 800 RR	0					245,9	1'43.228	245,9

AIR	Humidity:	71%	Temp:	21°C
TRACK	Condition:	Dry	Temp:	22°C

Records	Pole (SP)	2019	R.Krummenacher	1'41.775	156,451 Km/h
	Race (RC1)	2023	N.Bulega	1'41.875	156,297 Km/h
	All Times (SP)	2019	R.Krummenacher	1'41.775	156,451 Km/h
Race Fastest Lap		Lap 2	N.Bulega	1'42.342	155,584 Km/h

LAP LEADERS					
No. Rider	From	To	Laps	Total	
11 N. BULEGA	1	4	4	0	

TOTAL LEADER LAPS					
No. Rider	Laps				
11 N. BULEGA	269				
62 S. MANZI	50				
61 C. ONCU	28				
54 B. SOFUOGLU	17				
95 T. MACKENZIE	9				
64 F. CARICASULO	8				
55 Y. MONTELLA	4				
23 M. SCHROETTER	1				
		94 V. DEBISE			1

Start End The results are provisional until the end of the time limit for protests and appeals
29/10/2023 12:30 12:39 and the completion of the technical checks.

These data/results cannot be reproduced, stored and/or transmitted in whole or in part by any manner of electronic, mechanical, photocopying, recording, broadcasting or otherwise now known or herein after developed without the previous express consent by the copyright owner, except for reproduction in daily press and regular printed publications on sale to the public within 60 days of the event related to those data/results and always provided that copyright symbol appears together as follows below.

© DORNA WSBK ORGANIZATION Srl 2023



Prometeon Spanish Round, 27 - 29 October 2023
Results Race 2 - Red Flag

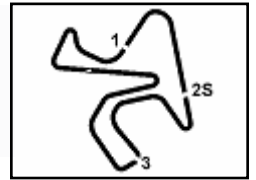
Race Highlights

Time	No. Rider	Description
12.27.45		Warm Up Lap Started
12.30.22		Start
12.31.13	54 B. SOFUOGLU	Crashed - Turn 6
12.31.50		No Jump Starts
12.33.10	54 B. SOFUOGLU	Not Actively Competing
12.35.34	23 M. SCHROETTER	Crashed - Turn 13
12.36.38	23 M. SCHROETTER	Not Actively Competing
12.36.51	50 O. VOSTATEK	Crashed - Turn 8
12.37.15	50 O. VOSTATEK	Not Actively Competing
12.38.14		RED FLAG
12.39.13		End Of Session

Start End The results are provisional until the end of the time limit for protests and appeals
29/10/2023 12:30 12:39 and the completion of the technical checks.

These data/results cannot be reproduced, stored and/or transmitted in whole or in part by any manner of electronic, mechanical, photocopying, recording, broadcasting or otherwise now known or herein after developed without the previous express consent by the copyright owner, except for reproduction in daily press and regular printed publications on sale to the public within 60 days of the event related to those data/results and always provided that copyright symbol appears together as follows below.

© DORNA WSBK ORGANIZATION Srl 2023



Jerez 4.423 m

1 / 3

Prometeon Spanish Round, 27 - 29 October 2023
Lap Chart Race 2 - Red Flag

	Lap			
	1	2	3	4
1	11	11	11	11
2	64	64	64	64
3	23	23	62	62
4	62	62	3	3
5	3	3	94	94
6	94	94	61	9
7	99	9	9	72
8	72	61	72	61
9	9	72	48	48
10	61	99	99	28
11	66	66	28	99
12	48	28	66	66
13	50	48	20	20
14	28	20	50	21
15	20	50	21	51
16	27	21	51	40
17	21	27	37	37
18	51	51	27	27
19	12	37	40	12
20	37	95	95	95
21	95	12	12	26
22	32	26	26	32
23	26	40	32	35
24	35	32	35	89
25	89	35	89	
26	40	89		

29/10/2023

These data/results cannot be reproduced, stored and/or transmitted in whole or in part by any manner of electronic, mechanical, photocopying, recording, broadcasting or otherwise now known or herein after developed without the previous express consent by the copyright owner, except for reproduction in daily press and regular printed publications on sale to the public within 60 days of the event related to those data/results and always provided that copyright symbol appears together as follows below.

© DORNA WSBK ORGANIZATION Srl 2023



Prometeon Spanish Round, 27 - 29 October 2023
Lap Chart Race 2 - Red Flag

Lap 1

1	11	N.Bulega	1'47.844
2	64	F.Caricasulo	0.970
3	23	M.Schroetter	1.501
4	62	S.Manzi	1.757
5	3	R.De Rosa	1.839
6	94	V.Debise	2.076
7	99	A.Huertas	3.458
8	72	Y.Ruiz	3.627
9	9	J.Navarro	3.754
10	61	C.Oncu	3.900
11	66	N.Tuuli	4.095
12	48	L.Dalla Porta	4.319
13	50	O.Vostatek	4.503
14	28	G.van Straalen	4.628
15	20	M.Van Der Voort	4.894
16	27	A.Diaz	5.109
17	21	F.Fuligni	5.332
18	51	A.Sarmoon	5.595
19	12	G.Giannini	5.909
20	37	J.Perez Gonzalez	5.940
21	95	T.Mackenzie	6.295
22	32	O.Bayliss	6.485
23	26	M.Norrodin	6.874
24	35	L.Taccini	7.156
25	89	K.Bin Pawi	7.309
26	40	S.Corsi	7.844

17	37	J.Perez Gonzalez	10.888
18	27	A.Diaz	11.077
19	40	S.Corsi	11.469
20	95	T.Mackenzie	11.673
21	12	G.Giannini	11.902
22	26	M.Norrodin	12.387
23	32	O.Bayliss	12.522
24	35	L.Taccini	12.758
25	89	K.Bin Pawi	12.997

Lap 4

1	11	N.Bulega	6'55.445
2	64	F.Caricasulo	4.303
3	62	S.Manzi	4.322
4	3	R.De Rosa	4.529
5	94	V.Debise	5.257
6	9	J.Navarro	7.141
7	72	Y.Ruiz	7.490
8	61	C.Oncu	7.679
9	48	L.Dalla Porta	9.260
10	28	G.van Straalen	9.398
11	99	A.Huertas	9.866
12	66	N.Tuuli	10.483
13	20	M.Van Der Voort	11.114
14	21	F.Fuligni	11.673
15	51	A.Sarmoon	12.601
16	40	S.Corsi	12.778
17	37	J.Perez Gonzalez	12.855
18	27	A.Diaz	13.538
19	12	G.Giannini	13.952
20	95	T.Mackenzie	13.988
21	26	M.Norrodin	14.284
22	32	O.Bayliss	14.704
23	35	L.Taccini	15.122
24	89	K.Bin Pawi	15.482

Lap 2

1	11	N.Bulega	3'30.186
2	64	F.Caricasulo	2.129
3	23	M.Schroetter	2.568
4	62	S.Manzi	2.607
5	3	R.De Rosa	2.853
6	94	V.Debise	3.455
7	9	J.Navarro	5.166
8	61	C.Oncu	5.395
9	72	Y.Ruiz	5.565
10	99	A.Huertas	5.869
11	66	N.Tuuli	6.292
12	28	G.van Straalen	6.380
13	48	L.Dalla Porta	6.392
14	20	M.Van Der Voort	6.830
15	50	O.Vostatek	7.011
16	21	F.Fuligni	7.897
17	27	A.Diaz	8.009
18	51	A.Sarmoon	8.258
19	37	J.Perez Gonzalez	8.342
20	95	T.Mackenzie	9.202
21	12	G.Giannini	9.401
22	26	M.Norrodin	9.537
23	40	S.Corsi	9.654
24	32	O.Bayliss	9.815
25	35	L.Taccini	10.147
26	89	K.Bin Pawi	10.374

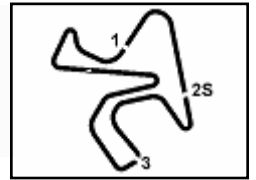
Lap 3

1	11	N.Bulega	5'12.691
2	64	F.Caricasulo	3.171
3	62	S.Manzi	3.439
4	3	R.De Rosa	4.022
5	94	V.Debise	4.679
6	61	C.Oncu	6.214
7	9	J.Navarro	6.408
8	72	Y.Ruiz	6.635
9	48	L.Dalla Porta	7.979
10	99	A.Huertas	7.986
11	28	G.van Straalen	8.322
12	66	N.Tuuli	8.661
13	20	M.Van Der Voort	8.923
14	50	O.Vostatek	8.956
15	21	F.Fuligni	10.201
16	51	A.Sarmoon	10.695

29/10/2023

These data/results cannot be reproduced, stored and/or transmitted in whole or in part by any manner of electronic, mechanical, photocopying, recording, broadcasting or otherwise now known or herein after developed without the previous express consent by the copyright owner, except for reproduction in daily press and regular printed publications on sale to the public within 60 days of the event related to those data/results and always provided that copyright symbol appears together as follows below.

© DORNA WSBK ORGANIZATION Srl 2023



Jerez 4.423 m

3 / 3

Prometeon Spanish Round, 27 - 29 October 2023
Lap Chart Race 2 - Red Flag

Race Pace Comparison

	11 Bui	64 Car	62 Man	3 DeR	94 Deb	9 Nav	61 Onc	27 Dia	12 Gia	95 Mac	26 NoM	32 Bay	35 Tac	89 Bin
1	1'47.844	1'48.814	1'49.601	1'49.683	1'49.920	1'51.598	1'51.744	1'52.953	1'53.753	1'54.139	1'54.718	1'54.329	1'55.000	1'55.153
2	1'42.342	1'43.501	1'43.192	1'43.356	1'43.721	1'43.754	1'43.837	1'45.242	1'45.834	1'45.249	1'45.005	1'45.672	1'45.333	1'45.407
3	1'42.505	1'43.547	1'43.337	1'43.674	1'43.729	1'43.747	1'43.324	1'45.573	1'45.006	1'44.976	1'45.355	1'45.212	1'45.116	1'45.128
4	1'42.754	1'43.886	1'43.637	1'43.261	1'43.332	1'43.487	1'44.219	1'45.215	1'44.804	1'45.069	1'44.651	1'44.936	1'45.118	1'45.239

	72 Rui	48 DPo	28 vSt	99 Hue	66 Tuu	20 Van	21 FuF	40 Cor	51 Sar	37 Per	50 Vos	23 Sch
1	1'51.471	1'52.163	1'52.472	1'51.302	1'51.939	1'52.738	1'53.176	1'55.688	1'53.439	1'53.784	1'52.347	1'49.345
2	1'44.280	1'44.415	1'44.094	1'44.753	1'44.539	1'44.278	1'44.907	1'44.152	1'45.005	1'44.744	1'44.850	1'43.409
3	1'43.575	1'44.092	1'44.447	1'44.622	1'44.874	1'44.598	1'44.809	1'44.320	1'44.942	1'45.051	1'44.450	
4	1'43.609	1'44.035	1'43.830	1'44.634	1'44.576	1'44.945	1'44.226	1'44.063	1'44.660	1'44.721		

29/10/2023

These data/results cannot be reproduced, stored and/or transmitted in whole or in part by any manner of electronic, mechanical, photocopying, recording, broadcasting or otherwise now known or herein after developed without the previous express consent by the copyright owner, except for reproduction in daily press and regular printed publications on sale to the public within 60 days of the event related to those data/results and always provided that copyright symbol appears together as follows below.

© DORNA WSBK ORGANIZATION Srl 2023



Prometeon Spanish Round, 27 - 29 October 2023
Best Sector & Speed Race 2 - Red Flag

RESULTS			LL	Int.	
1	11	N. BULEGA	Ducati Panigale V2	4	I2.1
2	64	F. CARICASULO	Ducati Panigale V2	4	I2.1
3	62	S. MANZI	Yamaha YZF R6	4	I2.1
4	3	R. DE ROSA	Ducati Panigale V2	4	I2.1
5	94	V. DEBISE	Yamaha YZF R6	4	I2.1
6	9	J. NAVARRO	Yamaha YZF R6	4	I2.1
7	61	C. ONCU	Kawasaki ZX-6R	4	I2.1
8	72	Y. RUIZ	Yamaha YZF R6	4	I2.1
9	48	L. DALLA PORTA	Yamaha YZF R6	4	I2.1
10	28	G. VAN STRAALEN	Yamaha YZF R6	4	I2.1
11	99	A. HUERTAS	Kawasaki ZX-6R	4	I2.1
12	66	N. TUULI	Triumph Street Triple RS 765	4	I2.1
13	20	M. VAN DER VOORT	Yamaha YZF R6	4	I2.1
14	21	F. FULIGNI	Yamaha YZF R6	4	I2.1
15	40	S. CORSI	Yamaha YZF R6	4	I2.1
16	51	A. SARMOON	Yamaha YZF R6	4	I2.1
17	37	J. PEREZ GONZALEZ	Ducati Panigale V2	4	I2.1
18	27	A. DIAZ	Yamaha YZF R6	4	I2
19	12	G. GIANNINI	Kawasaki ZX-6R	4	I2
20	95	T. MACKENZIE	Honda CBR600RR	4	I2
21	26	M. NORRODIN	Honda CBR600RR	4	I2
22	32	D. BAYLISS	Ducati Panigale V2	4	I2
23	35	L. TACCINI	Kawasaki ZX-6R	4	I2
24	89	K. BIN PAWI	Honda CBR600RR	4	I2
RET	50	D. VOSTATEK	Triumph Street Triple RS 765	3	
RET	23	M. SCHROETTER	MV Agusta F3 800 RR	2	
RET	54	B. SOFUOGLU	MV Agusta F3 800 RR		

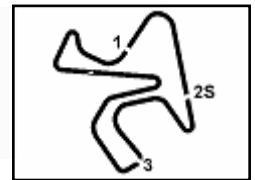
SPEED				
1	28	G. VAN STRAALEN	Yamaha YZF R6	247,6
2	48	L. DALLA PORTA	Yamaha YZF R6	247,6
3	94	V. DEBISE	Yamaha YZF R6	246,4
4	54	B. SOFUOGLU	MV Agusta F3 800 RR	245,9
5	37	J. PEREZ GONZALEZ	Ducati Panigale V2	245,9
6	50	D. VOSTATEK	Triumph Street Triple RS 765	245,9
7	27	A. DIAZ	Yamaha YZF R6	244,8
8	66	N. TUULI	Triumph Street Triple RS 765	243,7
9	61	C. ONCU	Kawasaki ZX-6R	243,7
10	51	A. SARMOON	Yamaha YZF R6	243,7
11	40	S. CORSI	Yamaha YZF R6	243,7
12	9	J. NAVARRO	Yamaha YZF R6	243,7
13	23	M. SCHROETTER	MV Agusta F3 800 RR	243,2
14	21	F. FULIGNI	Yamaha YZF R6	242,6
15	3	R. DE ROSA	Ducati Panigale V2	242,6
16	32	D. BAYLISS	Ducati Panigale V2	242,6
17	99	A. HUERTAS	Kawasaki ZX-6R	242,6
18	20	M. VAN DER VOORT	Yamaha YZF R6	242,6
19	95	T. MACKENZIE	Honda CBR600RR	242,1
20	35	L. TACCINI	Kawasaki ZX-6R	242,1
21	89	K. BIN PAWI	Honda CBR600RR	241,6
22	72	Y. RUIZ	Yamaha YZF R6	241,1
23	62	S. MANZI	Yamaha YZF R6	241,1
24	11	N. BULEGA	Ducati Panigale V2	240,5
25	64	F. CARICASULO	Ducati Panigale V2	240,0
26	26	M. NORRODIN	Honda CBR600RR	239,5
27	12	G. GIANNINI	Kawasaki ZX-6R	239,5

SEG. 1			SEG. 2			SEG. 3			SEG. 4						
1	11	N. BULEGA	25.277	1	11	N. BULEGA	15.325	1	11	N. BULEGA	30.243	1	11	N. BULEGA	31.497
2	62	S. MANZI	25.414	2	3	R. DE ROSA	15.357	2	62	S. MANZI	30.374	2	3	R. DE ROSA	31.688
3	3	R. DE ROSA	25.469	3	94	V. DEBISE	15.395	3	61	C. ONCU	30.390	3	94	V. DEBISE	31.718
4	72	Y. RUIZ	25.481	4	48	L. DALLA PORTA	15.397	4	9	J. NAVARRO	30.449	4	62	S. MANZI	31.742
5	94	V. DEBISE	25.488	5	62	S. MANZI	15.401	5	64	F. CARICASULO	30.462	5	9	J. NAVARRO	31.780
6	64	F. CARICASULO	25.514	6	40	S. CORSI	15.405	6	3	R. DE ROSA	30.487	6	64	F. CARICASULO	31.813
7	61	C. ONCU	25.545	7	23	M. SCHROETTER	15.431	7	94	V. DEBISE	30.491	7	72	Y. RUIZ	31.816
8	9	J. NAVARRO	25.545	8	64	F. CARICASULO	15.456	8	23	M. SCHROETTER	30.504	8	23	M. SCHROETTER	31.819
9	28	G. VAN STRAALEN	25.571	9	9	J. NAVARRO	15.457	9	72	Y. RUIZ	30.598	9	61	C. ONCU	31.823
10	23	M. SCHROETTER	25.578	10	28	G. VAN STRAALEN	15.469	10	48	L. DALLA PORTA	30.652	10	28	G. VAN STRAALEN	31.824
11	48	L. DALLA PORTA	25.648	11	61	C. ONCU	15.493	11	28	G. VAN STRAALEN	30.676	11	20	M. VAN DER VOORT	31.832
12	21	F. FULIGNI	25.655	12	66	N. TUULI	15.494	12	21	F. FULIGNI	30.791	12	50	D. VOSTATEK	31.856
13	50	D. VOSTATEK	25.724	13	20	M. VAN DER VOORT	15.496	13	51	A. SARMOON	30.797	13	40	S. CORSI	31.861
14	20	M. VAN DER VOORT	25.735	14	54	B. SOFUOGLU	15.504	14	40	S. CORSI	30.818	14	48	L. DALLA PORTA	31.892
15	40	S. CORSI	25.763	15	99	A. HUERTAS	15.507	15	99	A. HUERTAS	30.844	15	99	A. HUERTAS	31.940
16	26	M. NORRODIN	25.777	16	37	J. PEREZ GONZALEZ	15.510	16	20	M. VAN DER VOORT	30.909	16	66	N. TUULI	31.982
17	51	A. SARMOON	25.796	17	72	Y. RUIZ	15.516	17	37	J. PEREZ GONZALEZ	30.933	17	21	F. FULIGNI	32.001
18	99	A. HUERTAS	25.816	18	95	T. MACKENZIE	15.551	18	50	D. VOSTATEK	31.004	18	12	G. GIANNINI	32.118
19	66	N. TUULI	25.841	19	50	D. VOSTATEK	15.554	19	32	D. BAYLISS	31.013	19	27	A. DIAZ	32.137
20	95	T. MACKENZIE	25.883	20	26	M. NORRODIN	15.558	20	66	N. TUULI	31.043	20	37	J. PEREZ GONZALEZ	32.172
21	32	D. BAYLISS	25.891	21	32	D. BAYLISS	15.582	21	95	T. MACKENZIE	31.050	21	26	M. NORRODIN	32.209
22	37	J. PEREZ GONZALEZ	25.901	22	27	A. DIAZ	15.616	22	35	L. TACCINI	31.070	22	51	A. SARMOON	32.247
23	12	G. GIANNINI	25.906	23	35	L. TACCINI	15.621	23	89	K. BIN PAWI	31.071	23	35	L. TACCINI	32.255
24	35	L. TACCINI	25.906	24	21	F. FULIGNI	15.635	24	26	M. NORRODIN	31.086	24	32	D. BAYLISS	32.263
25	89	K. BIN PAWI	25.927	25	12	G. GIANNINI	15.646	25	12	G. GIANNINI	31.088	25	89	K. BIN PAWI	32.357
26	27	A. DIAZ	25.956	26	89	K. BIN PAWI	15.669	26	27	A. DIAZ	31.190	26	95	T. MACKENZIE	32.367
27	54	B. SOFUOGLU	32.353	27	51	A. SARMOON	15.697								

29/10/2023

These data/results cannot be reproduced, stored and/or transmitted in whole or in part by any manner of electronic, mechanical, photocopying, recording, broadcasting or otherwise now known or herein after developed without the previous express consent by the copyright owner, except for reproduction in daily press and regular printed publications on sale to the public within 60 days of the event related to those data/results and always provided that copyright symbol appears together as follows below.

© DORNA WSBK ORGANIZATION Srl 2023



Prometeon Spanish Round, 27 - 29 October 2023
Chronological Analysis Race 2 - Red Flag

Start at 12:30'12.732

18° 27 A. DIAZ [1'45.215]							
Lap	Seg.1	Seg.2	Seg.3	Seg.4	Lap Time	km/h	Local Time
1		15.728	31.693	32.165	1'52.953	242,1	12:32'05.685
2	25.956	15.674	31.190	32.422	1'45.242	240,0	12:33'50.927
3	26.350	15.639	31.447	32.137	1'45.573	244,8	12:35'36.500
4	26.055	15.616	31.308	32.236	1'45.215	240,5	12:37'21.715

Last Passing Point I2 at 12:38'03.487

19° 12 G. GIANNINI [1'44.804]							
Lap	Seg.1	Seg.2	Seg.3	Seg.4	Lap Time	km/h	Local Time
1		15.701	31.673	32.375	1'53.753	239,5	12:32'06.485
2	26.120	15.646	31.572	32.496	1'45.834	237,9	12:33'52.319
3	25.926	15.684	31.278	32.118	1'45.006	236,9	12:35'37.325
4	25.906	15.662	31.088	32.148	1'44.804	239,0	12:37'22.129

Last Passing Point I2 at 12:38'03.750

20° 95 T. MACKENZIE [1'44.976]							
Lap	Seg.1	Seg.2	Seg.3	Seg.4	Lap Time	km/h	Local Time
1		15.745	32.171	32.491	1'54.139	242,1	12:32'06.871
2	25.960	15.551	31.371	32.367	1'45.249	240,5	12:33'52.120
3	25.883	15.672	31.052	32.369	1'44.976	237,9	12:35'37.096
4	25.941	15.664	31.050	32.414	1'45.069	237,9	12:37'22.165

Last Passing Point I2 at 12:38'03.858

21° 26 M. NORRODIN [1'44.651]							
Lap	Seg.1	Seg.2	Seg.3	Seg.4	Lap Time	km/h	Local Time
1		16.153	31.916	32.537	1'54.718	237,4	12:32'07.450
2	25.876	15.568	31.173	32.388	1'45.005	238,4	12:33'52.455
3	26.205	15.558	31.280	32.312	1'45.355	239,5	12:35'37.810
4	25.777	15.579	31.086	32.209	1'44.651	238,4	12:37'22.461

Last Passing Point I2 at 12:38'03.965

22° 32 O. BAYLISS [1'44.936]							
Lap	Seg.1	Seg.2	Seg.3	Seg.4	Lap Time	km/h	Local Time
1		15.961	31.708	32.438	1'54.329	241,1	12:32'07.061
2	26.334	15.591	31.323	32.424	1'45.672	242,6	12:33'52.733
3	25.995	15.680	31.274	32.263	1'45.212	242,6	12:35'37.945
4	25.904	15.643	31.013	32.376	1'44.936	240,5	12:37'22.881

Last Passing Point I2 at 12:38'04.354

23° 35 L. TACCINI [1'45.116]							
Lap	Seg.1	Seg.2	Seg.3	Seg.4	Lap Time	km/h	Local Time
1		15.870	32.032	32.536	1'55.000	242,1	12:32'07.732
2	26.008	15.641	31.329	32.355	1'45.333	239,5	12:33'53.065
3	26.092	15.699	31.070	32.255	1'45.116	240,5	12:35'38.181
4	25.963	15.621	31.197	32.337	1'45.118	241,1	12:37'23.299

Last Passing Point I2 at 12:38'04.910

24° 89 K. BIN PAWI [1'45.128]							
Lap	Seg.1	Seg.2	Seg.3	Seg.4	Lap Time	km/h	Local Time
1		15.917	31.957	32.881	1'55.153	239,0	12:32'07.885
2	25.955	15.707	31.349	32.396	1'45.407	241,6	12:33'53.292
3	25.941	15.751	31.079	32.357	1'45.128	239,5	12:35'38.420
4	25.927	15.779	31.071	32.462	1'45.239	239,0	12:37'23.659

Last Passing Point I2 at 12:38'05.376

RET 50 O. VOSTATEK [1'44.450]							
Lap	Seg.1	Seg.2	Seg.3	Seg.4	Lap Time	km/h	Local Time
1		15.709	31.413	32.063	1'52.347	244,3	12:32'05.079
2	25.775	15.554	31.665	31.856	1'44.850	245,3	12:33'49.929
3	25.724	15.634	31.004	32.088	1'44.450	245,9	12:35'34.379

Last Passing Point I2.1 at 12:36'27.243

RET 23 M. SCHROETTER [1'43.409]							
Lap	Seg.1	Seg.2	Seg.3	Seg.4	Lap Time	km/h	Local Time
1		15.486	30.665	31.850	1'49.345	241,1	12:32'02.077
2	25.578	15.437	30.575	31.819	1'43.409	241,1	12:33'45.486

Last Passing Point I3.1 at 12:35'16.751

29/10/2023 P = Pits In/Dut - C = Lap Time Cancelled

These data/results cannot be reproduced, stored and/or transmitted in whole or in part by any manner of electronic, mechanical, photocopying, recording, broadcasting or otherwise now known or herein after developed without the previous express consent by the copyright owner, except for reproduction in daily press and regular printed publications on sale to the public within 60 days of the event related to those data/results and always provided that copyright symbol appears together as follows below.


© DORNA WSBK ORGANIZATION Srl 2023

Prometeon Spanish Round, 27 - 29 October 2023


Weather Report Race 2 - Red Flag

Session started 12:30 - Session ended 12:39


Air Temperature




Track Temperature




Air Pressure



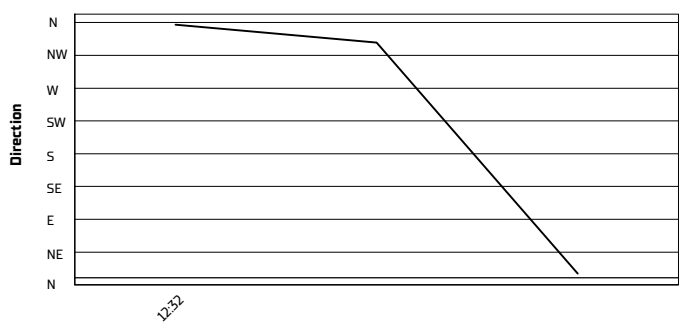
Humidity



Wind Speed



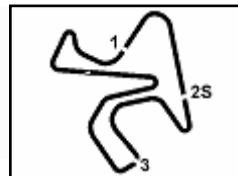
Wind Direction



29/10/2023

These data/results cannot be reproduced, stored and/or transmitted in whole or in part by any manner of electronic, mechanical, photocopying, recording, broadcasting or otherwise now known or herein after developed without the previous express consent by the copyright owner, except for reproduction in daily press and regular printed publications on sale to the public within 60 days of the event related to those data/results and always provided that copyright symbol appears together as follows below.

© DORNA WSBK ORGANIZATION Srl 2023



Jerez 4.423 m

Prometeon Spanish Round, 27 - 29 October 2023
Starting Grid - Race 2 ReStart [7 Laps x 4,423 km = 30,961 km]

1	1	11 BULEGA N. Ducati	2	64 CARICASULO F. Ducati	3	62 MANZI S. Yamaha
2	4	3 DE ROSA R. Ducati	5	94 DEBISE V. Yamaha	6	9 NAVARRO J. Yamaha
3	7	61 ONCU C. Kawasaki	8	72 RUIZ Y. Yamaha	9	48 DALLA PORTA L. Yamaha
4	10	28 VAN STRAALEN G. Yamaha	11	99 HUERTAS A. Kawasaki	12	66 TUULI N. Triumph
5	13	20 VAN DER VOORT M. Yamaha	14	21 FULIGNI F. Yamaha	15	40 CORSI S. Yamaha
6	16	51 SARMOON A. Yamaha	17	37 PEREZ GONZALEZ J. Ducati	18	27 DIAZ A. Yamaha
7	19	12 GIANNINI G. Kawasaki	20	95 MACKENZIE T. Honda	21	26 NORRODIN M. Honda
8	22	32 BAYLISS O. Ducati	23	35 TACCINI L. Kawasaki	24	89 BIN PAWI K. Honda

29/10/2023 The Race Director

These data/results cannot be reproduced, stored and/or transmitted in whole or in part by any manner of electronic, mechanical, photocopying, recording, broadcasting or otherwise now known or herein after developed without the previous express consent by the copyright owner, except for reproduction in daily press and regular printed publications on sale to the public within 60 days of the event related to those data/results and always provided that copyright symbol appears together as follows below. © DORNA WSBK ORGANIZATION Srl 2023