

**Prometeon Spanish Round, 27 - 29 October 2023**  
**Results Tissot Superpole**

No.	Rider	Nat	Team	Bike	Time	Gap	Rel.	Laps	Speed	
									Avg	Max
1	<b>11 N. BULEGA</b>	ITA	Aruba.it Racing WorldSSP Team	Ducati Panigale V2	<b>1'41.823</b>			10	156,377	<b>246,4</b>
2	<b>64 F. CARICASULO</b>	ITA	Althea Racing Team	Ducati Panigale V2	<b>1'42.410</b>	0.587	0.587	10	155,481	<b>246,4</b>
3	<b>23 M. SCHROETTER</b>	GER	MV Agusta Reparto Corse	MV Agusta F3 800 RR	<b>1'42.690</b>	0.867	0.280	9	155,057	<b>244,8</b>
4	<b>62 S. MANZI</b>	ITA	Ten Kate Racing Yamaha	Yamaha YZF R6	<b>1'42.749</b>	0.926	0.059	10	154,968	<b>244,3</b>
5	<b>55 Y. MONTELLA</b>	ITA	Barni Spark Racing Team	Ducati Panigale V2	<b>1'42.764</b>	0.941	0.015	10	154,945	<b>242,6</b>
6	<b>99 A. HUERTAS</b>	ESP	MTM Kawasaki	Kawasaki ZX-6R	<b>1'42.830</b>	1.007	0.066	10	154,846	<b>244,3</b>
7	<b>9 J. NAVARRO</b>	ESP	Ten Kate Racing Yamaha	Yamaha YZF R6	<b>1'43.032</b>	1.209	0.202	10	154,542	<b>244,8</b>
8	<b>3 R. DE ROSA</b>	ITA	Orelac Racing Verdatura	Ducati Panigale V2	<b>1'43.101</b>	1.278	0.069	9	154,439	<b>248,7</b>
9	<b>94 V. DEBISE</b>	FRA	GMT94 Yamaha	Yamaha YZF R6	<b>1'43.120</b>	1.297	0.019	10	154,410	<b>247,0</b>
10	<b>54 B. SOFUOGLU</b>	TUR	MV Agusta Reparto Corse	MV Agusta F3 800 RR	<b>1'43.228</b>	1.405	0.108	9	154,249	<b>245,9</b>
11	<b>28 G. VAN STRAALEN</b>	NED	EAB Racing Team	Yamaha YZF R6	<b>1'43.313</b>	1.490	0.085	10	154,122	<b>243,7</b>
12	<b>61 C. ONCU</b>	TUR	Kawasaki Puccetti Racing	Kawasaki ZX-6R	<b>1'43.318</b>	1.495	0.005	9	154,114	<b>244,8</b>
13	<b>72 Y. RUIZ</b>	ESP	MDR Offtec Yamaha	Yamaha YZF R6	<b>1'43.398</b>	1.575	0.080	10	153,995	<b>244,8</b>
14	<b>40 S. CORSI</b>	ITA	AltoGo Racing Team	Yamaha YZF R6	<b>1'43.405</b>	1.582	0.007	10	153,985	<b>240,5</b>
15	<b>66 N. TUULI</b>	FIN	PTR Triumph	Triumph Street Triple RS 765	<b>1'43.505</b>	1.682	0.100	8	153,836	<b>241,1</b>
16	<b>20 M. VAN DER VOORT</b>	NED	Team SWPN	Yamaha YZF R6	<b>1'43.544</b>	1.721	0.039	9	153,778	<b>242,6</b>
17	<b>48 L. DALLA PORTA</b>	ITA	Evan Bros. WorldSSP Yamaha Team	Yamaha YZF R6	<b>1'43.699</b>	1.876	0.155	10	153,548	<b>244,3</b>
18	<b>6 E. PUSCEDDU</b>	ITA	J.Angel by Edafos	Yamaha YZF R6	<b>1'43.951</b>	2.128	0.252	10	153,176	<b>240,5</b>
19	<b>21 F. FULIGNI</b>	ITA	Orelac Racing Verdatura	Yamaha YZF R6	<b>1'44.211</b>	2.388	0.260	9	152,794	<b>242,6</b>
20	<b>24 A. WONGTHANANON</b>	THA	Yamaha Thailand Racing Team	Yamaha YZF R6	<b>1'44.297</b>	2.474	0.086	9	152,668	<b>243,7</b>
21	<b>12 G. GIANNINI</b>	ITA	ProDina Kawasaki Racing	Kawasaki ZX-6R	<b>1'44.332</b>	2.509	0.035	10	152,617	<b>243,2</b>
22	<b>27 A. DIAZ</b>	ESP	VFT Racing WEBIKE Yamaha	Yamaha YZF R6	<b>1'44.393</b>	2.570	0.061	10	152,527	<b>245,3</b>
23	<b>50 O. VOSTATEK</b>	CZE	PTR Triumph	Triumph Street Triple RS 765	<b>1'44.506</b>	2.683	0.113	10	152,363	<b>244,3</b>
24	<b>95 T. MACKENZIE</b>	GBR	PETRONAS MIE Racing Honda Team	Honda CBR600RR	<b>1'44.603</b>	2.780	0.097	9	152,221	<b>243,2</b>
25	<b>51 A. SARMOON</b>	THA	Yamaha Thailand Racing Team	Yamaha YZF R6	<b>1'44.629</b>	2.806	0.026	9	152,183	<b>242,6</b>
26	<b>75 M. PONS PAYERAS</b>	ESP	Zeus Motorsport	Yamaha YZF R6	<b>1'44.975</b>	3.152	0.346	9	151,682	<b>234,4</b>
27	<b>89 K. BIN PAWI</b>	MAS	PETRONAS MIE Racing Honda Team	Honda CBR600RR	<b>1'45.004</b>	3.181	0.029	10	151,640	<b>240,0</b>
28	<b>35 L. TACCINI</b>	ITA	Vince64 by Puccetti Racing	Kawasaki ZX-6R	<b>1'45.617</b>	3.794	0.613	10	150,760	<b>242,1</b>
29	<b>26 M. NORRODIN</b>	MAS	PETRONAS MIE Racing Honda Team	Honda CBR600RR	<b>1'45.632</b>	3.809	0.015	8	150,738	<b>237,4</b>
30	<b>37 J. PEREZ GONZALEZ</b>	ESP	D34G Racing	Ducati Panigale V2	<b>1'45.653</b>	3.830	0.021	9	150,708	<b>241,1</b>
31	<b>32 O. BAYLISS</b>	AUS	D34G Racing	Ducati Panigale V2	<b>1'45.679</b>	3.856	0.026	9	150,671	<b>241,6</b>

Qualifying Lap Time (105% of 1'41.823): 1'46.915

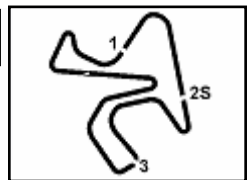
AIR	Humidity:	82%	Temp:	18°C
TRACK	Condition:	Dry	Temp:	20°C

Records	Pole	(SP)	2019 R.Krummenacher	1'41.775	156,450	Km/h
	Race	(RC)	2021 D.Aegerter	1'42.329	155,600	Km/h
	All Times	(SP)	2019 R.Krummenacher	1'41.775	156,450	Km/h

Start 28/10/2023 10:25 End 10:49 The results are provisional until the end of the time limit for protests and appeals and the completion of the technical checks.

These data/results cannot be reproduced, stored and/or transmitted in whole or in part by any manner of electronic, mechanical, photocopying, recording, broadcasting or otherwise now known or herein after developed without the previous express consent by the copyright owner, except for reproduction in daily press and regular printed publications on sale to the public within 60 days of the event related to those data/results and always provided that copyright symbol appears together as follows below.

© DORNA WSBK ORGANIZATION Srl 2023



**Prometeon Spanish Round, 27 - 29 October 2023**  
**Results Tissot Superpole**

**Session Highlights**

Local Time	No. Rider	Description
10.16.18		Patches of water in turn 1-2-3-6-8-9-11-13
10.25.00		Start
10.29.56	<b>35</b> L. <b>TACCINI</b>	Lap Cancelled [1'46.261] - Exceeded Track Limits - Turn 13
10.32.39	<b>28</b> G. <b>VAN STRAALLEN</b>	Lap Cancelled [1'44.240] - Exceeded Track Limits - Turn 13
10.32.52	<b>94</b> V. <b>DEBISE</b>	Lap Cancelled [1'43.513] - Exceeded Track Limits - Turn 13
10.39.37	<b>35</b> L. <b>TACCINI</b>	Lap Cancelled [1'57.677] - Exceeded Track Limits - Turn 13
10.40.57	<b>66</b> N. <b>TUULI</b>	Lap Cancelled [1'44.007] - Exceeded Track Limits - Turn 13
10.41.10	<b>11</b> N. <b>BULEGA</b>	On Asphalt - Re-Joined - Turn 1
10.42.01	<b>12</b> G. <b>GIANNINI</b>	Lap Cancelled [1'43.668] - Exceeded Track Limits - Turn 13
10.43.16	<b>21</b> F. <b>FULIGNI</b>	Lap Cancelled [1'50.687] - Exceeded Track Limits - Turn 13
10.43.48	<b>27</b> A. <b>DIAZ</b>	Lap Cancelled [1'44.392] - Exceeded Track Limits - Turn 13
10.44.11	<b>54</b> B. <b>SOFUOGLU</b>	Crashed - Turn 1
10.44.56	<b>54</b> B. <b>SOFUOGLU</b>	Re-joined
10.45.19	<b>26</b> M. <b>NORRODIN</b>	Lap Cancelled [1'52.221] - Exceeded Track Limits - Turn 13
10.45.25	<b>32</b> O. <b>BAYLISS</b>	Lap Cancelled [1'52.246] - Exceeded Track Limits - Turn 13
10.47.03	<b>35</b> L. <b>TACCINI</b>	Lap Cancelled [1'45.827] - Exceeded Track Limits - Turn 13
10.47.12		Results Under Review
10.48.15	<b>99</b> A. <b>HUERTAS</b>	Lap Cancelled [1'55.059] - Yellow Flag - Turn 1
10.48.20	<b>40</b> S. <b>CORSI</b>	Lap Cancelled [1'53.601] - Yellow Flag - Turn 1
10.48.25	<b>9</b> J. <b>NAVARRO</b>	Lap Cancelled [1'54.460] - Yellow Flag - Turn 1
10.48.30	<b>48</b> L. <b>DALLA PORTA</b>	Lap Cancelled [1'50.561] - Yellow Flag - Turn 1
10.49.38		Results Confirmed
10.52.33		End Of Session

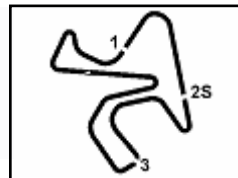
**Fastest Laps Sequence**

No.	Rider	Nat	Team	Bike	Local Time	Time	Gap	Avg
<b>55</b>	Y. <b>MONTELLA</b>	ITA	Barni Spark Racing Team	Ducati Panigale V2	10:28'35.492	<b>1'44.345</b>		152,598
<b>94</b>	V. <b>DEBISE</b>	FRA	GMT94 Yamaha	Yamaha YZF R6	10:28'35.778	<b>1'44.062</b>	-0.283	153,013
<b>62</b>	S. <b>MANZI</b>	ITA	Ten Kate Racing Yamaha	Yamaha YZF R6	10:29'54.562	<b>1'44.055</b>	-0.007	153,023
<b>11</b>	N. <b>BULEGA</b>	ITA	Aruba.it Racing WorldSSP Team	Ducati Panigale V2	10:29'59.171	<b>1'42.567</b>	-1.488	155,243
<b>11</b>	N. <b>BULEGA</b>	ITA	Aruba.it Racing WorldSSP Team	Ducati Panigale V2	10:31'41.301	<b>1'42.130</b>	-0.437	155,907
<b>11</b>	N. <b>BULEGA</b>	ITA	Aruba.it Racing WorldSSP Team	Ducati Panigale V2	10:39'04.378	<b>1'41.823</b>	-0.307	156,377

Start 10:25 End 10:49 The results are provisional until the end of the time limit for protests and appeals and the completion of the technical checks.

These data/results cannot be reproduced, stored and/or transmitted in whole or in part by any manner of electronic, mechanical, photocopying, recording, broadcasting or otherwise now known or herein after developed without the previous express consent by the copyright owner, except for reproduction in daily press and regular printed publications on sale to the public within 60 days of the event related to those data/results and always provided that copyright symbol appears together as follows below.

© DORNA WSBK ORGANIZATION Srl 2023



Jerez 4.423 m

## Prometeon Spanish Round, 27 - 29 October 2023

### Starting Grid - Race 1 (17 Laps x 4,423 km = 75,191 km)

1	1	<b>11</b> BULEGA N. Ducati 1'41.823	2	<b>64</b> CARICASULO F. Ducati 1'42.410	3	<b>23</b> SCHROETTER M. MV Agusta 1'42.690
2	4	<b>62</b> MANZI S. Yamaha 1'42.749	5	<b>55</b> MONTELLA Y. Ducati 1'42.764	6	<b>99</b> HUERTAS A. Kawasaki 1'42.830
3	7	<b>9</b> NAVARRO J. Yamaha 1'43.032	8	<b>3</b> DE ROSA R. Ducati 1'43.101	9	<b>94</b> DEBISE V. Yamaha 1'43.120
4	10	<b>28</b> VAN STRAALEN G. Yamaha 1'43.313	11	<b>61</b> ONCU C. Kawasaki 1'43.318	12	<b>72</b> RUIZ Y. Yamaha 1'43.398
5	13	<b>54</b> SOFUOGLU B. MV Agusta 1'43.228	14	<b>66</b> TUULI N. Triumph 1'43.505	15	<b>20</b> VAN DER VOORT M. Yamaha 1'43.544
6	16	<b>48</b> DALLA PORTA L. Yamaha 1'43.699	17	<b>6</b> PUSCEDDU E. Yamaha 1'43.951	18	<b>21</b> FULIGNI F. Yamaha 1'44.211
7	19	<b>24</b> WONGTHANANON A. Yamaha 1'44.297	20	<b>12</b> GIANNINI G. Kawasaki 1'44.332	21	<b>27</b> DIAZ A. Yamaha 1'44.393
8	22	<b>50</b> VOSTATEK O. Triumph 1'44.506	23	<b>95</b> MACKENZIE T. Honda 1'44.603	24	<b>51</b> SARMOON A. Yamaha 1'44.629
9	25	<b>75</b> PONS PAYERAS M. Yamaha 1'44.975	26	<b>89</b> BIN PAWI K. Honda 1'45.004	27	<b>35</b> TACCINI L. Kawasaki 1'45.617
10	28	<b>26</b> NORRODIN M. Honda 1'45.632	29	<b>37</b> PEREZ GONZALEZ J Ducati 1'45.653	30	<b>32</b> BAYLISS O. Ducati 1'45.679
11	31	<b>40</b> CORSI S. Yamaha 1'43.405				

N.40 (Corsi S.) will start the race from the pit lane according to Art. 1.21.23 (engine allocation)  
N.54 (Sofuoglu B.) has been penalized with 3 grid positions according to Art. 1.21.1

28/10/2023 The Race Director .....

\* = Penalized

These data/results cannot be reproduced, stored and/or transmitted in whole or in part by any manner of electronic, mechanical, photocopying, recording, broadcasting or otherwise now known or herein after developed without the previous express consent by the copyright owner, except for reproduction in daily press and regular printed publications on sale to the public within 60 days of the event related to those data/results and always provided that copyright symbol appears together as follows below. @ DORNA WSBK ORGANIZATION Srl 2023



**Prometeon Spanish Round, 27 - 29 October 2023**  
**Best Sectors & Speed Tissot Superpole**

BEST LAP			
1	11	N. BULEGA	Ducati Panigale V2 1'41.823
2	64	F. CARICASULO	Ducati Panigale V2 1'42.410
3	23	M. SCHROETTER	MV Agusta F3 800 RR 1'42.690
4	62	S. MANZI	Yamaha YZF R6 1'42.749
5	55	Y. MONTELLA	Ducati Panigale V2 1'42.764
6	99	A. HUERTAS	Kawasaki ZX-6R 1'42.830
7	9	J. NAVARRO	Yamaha YZF R6 1'43.032
8	3	R. DE ROSA	Ducati Panigale V2 1'43.101
9	94	V. DEBISE	Yamaha YZF R6 1'43.120
10	54	B. SOFUOGLU	MV Agusta F3 800 RR 1'43.228
11	28	G. VAN STRAALEN	Yamaha YZF R6 1'43.313
12	61	C. ONCU	Kawasaki ZX-6R 1'43.318
13	72	Y. RUIZ	Yamaha YZF R6 1'43.398
14	40	S. CORSI	Yamaha YZF R6 1'43.405
15	66	N. TUULI	Triumph Street Triple RS 765 1'43.505
16	20	M. VAN DER VOORT	Yamaha YZF R6 1'43.544
17	48	L. DALLA PORTA	Yamaha YZF R6 1'43.699
18	6	E. PUSCEDDU	Yamaha YZF R6 1'43.951
19	21	F. FULIGNI	Yamaha YZF R6 1'44.211
20	24	A. WONGTHANANON	Yamaha YZF R6 1'44.297
21	12	G. GIANNINI	Kawasaki ZX-6R 1'44.332
22	27	A. DIAZ	Yamaha YZF R6 1'44.393
23	50	D. VOSTATEK	Triumph Street Triple RS 765 1'44.506
24	95	T. MACKENZIE	Honda CBR600RR 1'44.603
25	51	A. SARMOON	Yamaha YZF R6 1'44.629
26	75	M. PONS PAYERAS	Yamaha YZF R6 1'44.975
27	89	K. BIN PAWI	Honda CBR600RR 1'45.004
28	35	L. TACCINI	Kawasaki ZX-6R 1'45.617
29	26	M. NORRODIN	Honda CBR600RR 1'45.632
30	37	J. PEREZ GONZALEZ	Ducati Panigale V2 1'45.653
31	32	O. BAYLISS	Ducati Panigale V2 1'45.679

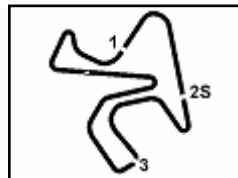
SPEED			
1	3	R. DE ROSA	Ducati Panigale V2 248,7
2	94	V. DEBISE	Yamaha YZF R6 247,0
3	64	F. CARICASULO	Ducati Panigale V2 246,4
4	11	N. BULEGA	Ducati Panigale V2 246,4
5	54	B. SOFUOGLU	MV Agusta F3 800 RR 245,9
6	27	A. DIAZ	Yamaha YZF R6 245,3
7	23	M. SCHROETTER	MV Agusta F3 800 RR 244,8
8	72	Y. RUIZ	Yamaha YZF R6 244,8
9	61	C. ONCU	Kawasaki ZX-6R 244,8
10	9	J. NAVARRO	Yamaha YZF R6 244,8
11	99	A. HUERTAS	Kawasaki ZX-6R 244,3
12	48	L. DALLA PORTA	Yamaha YZF R6 244,3
13	62	S. MANZI	Yamaha YZF R6 244,3
14	50	D. VOSTATEK	Triumph Street Triple RS 765 244,3
15	24	A. WONGTHANANON	Yamaha YZF R6 243,7
16	28	G. VAN STRAALEN	Yamaha YZF R6 243,7
17	95	T. MACKENZIE	Honda CBR600RR 243,2
18	12	G. GIANNINI	Kawasaki ZX-6R 243,2
19	20	M. VAN DER VOORT	Yamaha YZF R6 242,6
20	51	A. SARMOON	Yamaha YZF R6 242,6
21	55	Y. MONTELLA	Ducati Panigale V2 242,6
22	21	F. FULIGNI	Yamaha YZF R6 242,6
23	35	L. TACCINI	Kawasaki ZX-6R 242,1
24	32	O. BAYLISS	Ducati Panigale V2 241,6
25	66	N. TUULI	Triumph Street Triple RS 765 241,1
26	37	J. PEREZ GONZALEZ	Ducati Panigale V2 241,1
27	6	E. PUSCEDDU	Yamaha YZF R6 240,5
28	40	S. CORSI	Yamaha YZF R6 240,5
29	89	K. BIN PAWI	Honda CBR600RR 240,0
30	26	M. NORRODIN	Honda CBR600RR 237,4
31	75	M. PONS PAYERAS	Yamaha YZF R6 234,4

SEG. 1			SEG. 2			SEG. 3			SEG. 4						
1	11	N. BULEGA	25.043	1	11	N. BULEGA	15.177	1	11	N. BULEGA	30.162	1	11	N. BULEGA	31.248
2	64	F. CARICASULO	25.207	2	3	R. DE ROSA	15.247	2	64	F. CARICASULO	30.188	2	55	Y. MONTELLA	31.360
3	62	S. MANZI	25.308	3	23	M. SCHROETTER	15.284	3	62	S. MANZI	30.197	3	23	M. SCHROETTER	31.576
4	61	C. ONCU	25.328	4	64	F. CARICASULO	15.294	4	99	A. HUERTAS	30.294	4	64	F. CARICASULO	31.597
5	9	J. NAVARRO	25.353	5	94	V. DEBISE	15.294	5	23	M. SCHROETTER	30.299	5	99	A. HUERTAS	31.711
6	3	R. DE ROSA	25.367	6	61	C. ONCU	15.300	6	72	Y. RUIZ	30.300	6	3	R. DE ROSA	31.711
7	23	M. SCHROETTER	25.384	7	24	A. WONGTHANANON	15.372	7	55	Y. MONTELLA	30.355	7	62	S. MANZI	31.738
8	99	A. HUERTAS	25.395	8	99	A. HUERTAS	15.375	8	9	J. NAVARRO	30.428	8	54	B. SOFUOGLU	31.752
9	55	Y. MONTELLA	25.395	9	55	Y. MONTELLA	15.387	9	28	G. VAN STRAALEN	30.463	9	40	S. CORSI	31.772
10	72	Y. RUIZ	25.418	10	12	G. GIANNINI	15.408	10	54	B. SOFUOGLU	30.491	10	20	M. VAN DER VOORT	31.809
11	94	V. DEBISE	25.420	11	54	B. SOFUOGLU	15.413	11	94	V. DEBISE	30.506	11	66	N. TUULI	31.813
12	28	G. VAN STRAALEN	25.440	12	9	J. NAVARRO	15.419	12	61	C. ONCU	30.513	12	9	J. NAVARRO	31.832
13	6	E. PUSCEDDU	25.506	13	28	G. VAN STRAALEN	15.436	13	12	G. GIANNINI	30.534	13	28	G. VAN STRAALEN	31.834
14	54	B. SOFUOGLU	25.516	14	48	L. DALLA PORTA	15.447	14	40	S. CORSI	30.576	14	61	C. ONCU	31.841
15	20	M. VAN DER VOORT	25.545	15	27	A. DIAZ	15.464	15	3	R. DE ROSA	30.584	15	94	V. DEBISE	31.850
16	66	N. TUULI	25.564	16	20	M. VAN DER VOORT	15.476	16	66	N. TUULI	30.610	16	48	L. DALLA PORTA	31.886
17	40	S. CORSI	25.568	17	51	A. SARMOON	15.480	17	20	M. VAN DER VOORT	30.652	17	95	T. MACKENZIE	32.008
18	12	G. GIANNINI	25.584	18	66	N. TUULI	15.480	18	48	L. DALLA PORTA	30.658	18	72	Y. RUIZ	32.014
19	95	T. MACKENZIE	25.639	19	40	S. CORSI	15.489	19	6	E. PUSCEDDU	30.741	19	21	F. FULIGNI	32.016
20	21	F. FULIGNI	25.645	20	62	S. MANZI	15.506	20	21	F. FULIGNI	30.750	20	6	E. PUSCEDDU	32.037
21	48	L. DALLA PORTA	25.688	21	21	F. FULIGNI	15.507	21	50	D. VOSTATEK	30.776	21	12	G. GIANNINI	32.071
22	27	A. DIAZ	25.711	22	95	T. MACKENZIE	15.525	22	51	A. SARMOON	30.804	22	24	A. WONGTHANANON	32.184
23	24	A. WONGTHANANON	25.817	23	6	E. PUSCEDDU	15.549	23	24	A. WONGTHANANON	30.857	23	27	A. DIAZ	32.184
24	50	D. VOSTATEK	25.821	24	50	D. VOSTATEK	15.554	24	35	L. TACCINI	30.959	24	51	A. SARMOON	32.194
25	51	A. SARMOON	25.881	25	72	Y. RUIZ	15.570	25	95	T. MACKENZIE	30.977	25	50	D. VOSTATEK	32.203
26	89	K. BIN PAWI	25.910	26	75	M. PONS PAYERAS	15.599	26	75	M. PONS PAYERAS	30.989	26	89	K. BIN PAWI	32.396
27	26	M. NORRODIN	25.927	27	37	J. PEREZ GONZALEZ	15.615	27	27	A. DIAZ	31.010	27	75	M. PONS PAYERAS	32.411
28	75	M. PONS PAYERAS	25.931	28	35	L. TACCINI	15.635	28	89	K. BIN PAWI	31.018	28	35	L. TACCINI	32.437
29	32	O. BAYLISS	25.985	29	32	O. BAYLISS	15.657	29	26	M. NORRODIN	31.030	29	37	J. PEREZ GONZALEZ	32.466
30	35	L. TACCINI	26.031	30	89	K. BIN PAWI	15.670	30	32	O. BAYLISS	31.345	30	32	O. BAYLISS	32.588
31	37	J. PEREZ GONZALEZ	26.130	31	26	M. NORRODIN	15.784	31	37	J. PEREZ GONZALEZ	31.352	31	26	M. NORRODIN	32.812

28/10/2023

These data/results cannot be reproduced, stored and/or transmitted in whole or in part by any manner of electronic, mechanical, photocopying, recording, broadcasting or otherwise now known or herein after developed without the previous express consent by the copyright owner, except for reproduction in daily press and regular printed publications on sale to the public within 60 days of the event related to those data/results and always provided that copyright symbol appears together as follows below.

© DORNA WSBK ORGANIZATION Srl 2023



Jerez 4.423 m

**Prometeon Spanish Round, 27 - 29 October 2023**  
**Ideal Times Tissot Superpole**

No. Rider	Nat	Bike	Seg. 1	Seg. 2	Seg. 3	Seg. 4	Ideal Time		
			Diff. 1	Diff. 2	Diff. 3	Diff. 4	Best Lap	Pos.	Diff.
1 <b>11 N. BULEGA</b>	ITA	Ducati Panigale V2	<b>25.043</b> +0.160	<b>15.177</b>	<b>30.162</b> +0.033	<b>31.248</b>	<b>1'41.630</b> 1'41.823	1	0.193
2 <b>64 F. CARICASULO</b>	ITA	Ducati Panigale V2	25.207	15.294 +0.111	30.188	31.597 +0.013	<b>1'42.286</b> 1'42.410	2	0.124
3 <b>55 Y. MONTELLA</b>	ITA	Ducati Panigale V2	25.395 +0.070	15.387 +0.031	30.355	31.360 +0.166	<b>1'42.497</b> 1'42.764	5	0.267
4 <b>23 M. SCHROETTER</b>	GER	MV Agusta F3 800 RR	25.384 +0.066	15.284 +0.081	30.299	31.576	<b>1'42.543</b> 1'42.690	3	0.147
5 <b>62 S. MANZI</b>	ITA	Yamaha YZF R6	25.308	15.506	30.197	31.738	<b>1'42.749</b> 1'42.749	4	
6 <b>99 A. HUERTAS</b>	ESP	Kawasaki ZX-6R	25.395	15.375	30.294	31.711 +0.055	<b>1'42.775</b> 1'42.830	6	0.055
7 <b>3 R. DE ROSA</b>	ITA	Ducati Panigale V2	25.367 +0.027	15.247	30.584	31.711 +0.165	<b>1'42.909</b> 1'43.101	8	0.192
8 <b>61 C. ONCU</b>	TUR	Kawasaki ZX-6R	25.328	15.300 +0.167	30.513 +0.169	31.841	<b>1'42.982</b> 1'43.318	12	0.336
9 <b>9 J. NAVARRO</b>	ESP	Yamaha YZF R6	25.353	15.419	30.428	31.832	<b>1'43.032</b> 1'43.032	7	
10 <b>94 V. DEBISE</b>	FRA	Yamaha YZF R6	25.420 +0.040	15.294	30.506 +0.007	31.850 +0.003	<b>1'43.070</b> 1'43.120	9	0.050
11 <b>54 B. SOFUOGLU</b>	TUR	MV Agusta F3 800 RR	25.516 +0.056	15.413	30.491	31.752	<b>1'43.172</b> 1'43.228	10	0.056
12 <b>28 G. VAN STRALEN</b>	NED	Yamaha YZF R6	25.440	15.436	30.463 +0.084	31.834 +0.056	<b>1'43.173</b> 1'43.313	11	0.140
13 <b>72 Y. RUIZ</b>	ESP	Yamaha YZF R6	25.418	15.570 +0.044	30.300	32.014 +0.052	<b>1'43.302</b> 1'43.398	13	0.096
14 <b>40 S. CORSI</b>	ITA	Yamaha YZF R6	25.568	15.489	30.576	31.772	<b>1'43.405</b> 1'43.405	14	
15 <b>66 N. TUULI</b>	FIN	Triumph Street Triple RS 765	25.564 +0.038	15.480	30.610	31.813	<b>1'43.467</b> 1'43.505	15	0.038
16 <b>20 M. VAN DER VOORT</b>	NED	Yamaha YZF R6	25.545 +0.038	15.476 +0.024	30.652	31.809	<b>1'43.482</b> 1'43.544	16	0.062
17 <b>12 G. GIANNINI</b>	ITA	Kawasaki ZX-6R	25.584	15.408 +0.329	30.534 +0.225	32.071 +0.181	<b>1'43.597</b> 1'44.332	21	0.735
18 <b>48 L. DALLA PORTA</b>	ITA	Yamaha YZF R6	25.688	15.447	30.658	31.886 +0.020	<b>1'43.679</b> 1'43.699	17	0.020
19 <b>6 E. PUSCEDDU</b>	ITA	Yamaha YZF R6	25.506 +0.064	15.549 +0.044	30.741	32.037 +0.010	<b>1'43.833</b> 1'43.951	18	0.118
20 <b>21 F. FULIGNI</b>	ITA	Yamaha YZF R6	25.645	15.507 +0.096	30.750 +0.101	32.016 +0.096	<b>1'43.918</b> 1'44.211	19	0.293
21 <b>95 T. MACKENZIE</b>	GBR	Honda CBR600RR	25.639 +0.180	15.525 +0.274	30.977	32.008	<b>1'44.149</b> 1'44.603	24	0.454
22 <b>24 A. WONGTHANANON</b>	THA	Yamaha YZF R6	25.817	15.372 +0.038	30.857	32.184 +0.029	<b>1'44.230</b> 1'44.297	20	0.067
23 <b>50 D. VOSTATEK</b>	CZE	Triumph Street Triple RS 765	25.821 +0.004	15.554	30.776	32.203 +0.148	<b>1'44.354</b> 1'44.506	23	0.152
24 <b>51 A. SARMOON</b>	THA	Yamaha YZF R6	25.881	15.480 +0.148	30.804	32.194 +0.122	<b>1'44.359</b> 1'44.629	25	0.270
25 <b>27 A. DIAZ</b>	ESP	Yamaha YZF R6	25.711	15.464	31.010 +0.024	32.184	<b>1'44.369</b> 1'44.393	22	0.024
26 <b>75 M. PONS PAYERAS</b>	ESP	Yamaha YZF R6	25.931	15.599	30.989	32.411 +0.045	<b>1'44.930</b> 1'44.975	26	0.045
27 <b>89 K. BIN PAWI</b>	MAS	Honda CBR600RR	25.910	15.670 +0.010	31.018	32.396	<b>1'44.994</b> 1'45.004	27	0.010
28 <b>35 L. TACCINI</b>	ITA	Kawasaki ZX-6R	26.031 +0.184	15.635	30.959	32.437 +0.371	<b>1'45.062</b> 1'45.617	28	0.555
29 <b>26 M. NORRODIN</b>	MAS	Honda CBR600RR	25.927 +0.003	15.784	31.030 +0.076	32.812	<b>1'45.553</b> 1'45.632	29	0.079
30 <b>37 J. PEREZ GONZALEZ</b>	ESP	Ducati Panigale V2	26.130	15.615 +0.090	31.352	32.466	<b>1'45.563</b> 1'45.653	30	0.090
31 <b>32 D. BAYLISS</b>	AUS	Ducati Panigale V2	25.985	15.657	31.345	32.588 +0.104	<b>1'45.575</b> 1'45.679	31	0.104
<b>Overall Ideal Time</b>			25.043	15.177	30.162	31.248	<b>1'41.630</b>		

28/10/2023

These data/results cannot be reproduced, stored and/or transmitted in whole or in part by any manner of electronic, mechanical, photocopying, recording, broadcasting or otherwise now known or herein after developed without the previous express consent by the copyright owner, except for reproduction in daily press and regular printed publications on sale to the public within 60 days of the event related to those data/results and always provided that copyright symbol appears together as follows below.

© DORNA WSBK ORGANIZATION Srl 2023

FIGR PERUGIA TIMING





**Prometeon Spanish Round, 27 - 29 October 2023**  
**Chronological Analysis Tissot Superpole**

1° 11 N. BULEGA [1'41.823]							
Lap	Seg.1	Seg.2	Seg.3	Seg.4	Lap Time	km/h	Local Time
1							10:26'25.729
2	31.562	15.999	31.266	32.048	1'50.875P	240,0	10:28'16.604
3	25.498	15.308	30.252	31.509	1'42.567	243,7	10:29'59.171
4	25.164	15.294	30.242	31.430	1'42.130	244,8	10:31'41.301
5	25.321	15.370	33.970	2'38.950	3'53.611P	241,6	10:35'34.912
6	30.072	15.455	30.379	31.737	1'47.643P	242,1	10:37'22.555
7	25.203	<b>15.177</b>	30.195	<b>31.248</b>	<b>1'41.823</b>	244,3	10:39'04.378
8	<b>25.043</b>	15.299	30.224	31.274	1'41.840	245,3	10:40'46.218
9	49.410	15.559	30.420	32.994	2'08.383	244,3	10:42'54.601
10	25.135	15.204	30.234	31.452	1'42.025	<b>246,4</b>	10:44'36.626
11	25.175	15.255	<b>30.162</b>	31.363	1'41.955	244,3	10:46'18.581

2° 64 F. CARICASULO [1'42.410]							
Lap	Seg.1	Seg.2	Seg.3	Seg.4	Lap Time	km/h	Local Time
1							10:26'27.144
2	31.911	16.204	30.985	32.686	1'51.786P	240,0	10:28'18.930
3	25.678	<b>15.294</b>	30.387	31.823	1'43.182	<b>246,4</b>	10:30'02.112
4	25.371	15.378	30.331	31.778	1'42.858	245,3	10:31'44.970
5	25.546	15.370	31.418	2'39.435	3'51.769P	244,8	10:35'36.739
6	29.467	15.405	30.375	31.807	1'47.054P	242,1	10:37'23.793
7	25.383	15.324	30.455	<b>31.597</b>	1'42.759	243,2	10:39'06.552
8	25.295	15.310	30.220	31.808	1'42.633	244,3	10:40'49.185
9	25.401	15.542	39.040	32.407	1'52.390	241,6	10:42'41.575
10	<b>25.207</b>	15.405	<b>30.188</b>	31.610	<b>1'42.410</b>	242,6	10:44'23.985
11	26.719	15.860	31.518	38.002	1'52.099	242,1	10:46'16.084

3° 23 M. SCHROETTER [1'42.690]							
Lap	Seg.1	Seg.2	Seg.3	Seg.4	Lap Time	km/h	Local Time
1							10:26'24.373
2	33.230	15.858	31.673	32.194	1'52.955P	243,2	10:28'17.328
3	25.837	15.372	30.676	31.910	1'43.795	244,3	10:30'01.123
4	25.638	15.325	30.526	31.677	1'43.166	<b>244,8</b>	10:31'44.289
5	25.440	15.312	31.486	3'26.419	4'38.657P	244,3	10:36'22.946
6	30.911	15.539	32.950	32.160	1'51.560P	242,1	10:38'14.506
7	25.450	15.365	<b>30.299</b>	<b>31.576</b>	<b>1'42.690</b>	242,6	10:39'57.196
8	25.468	<b>15.284</b>	30.425	31.616	1'42.793	244,3	10:41'39.989
9	31.202	15.514	30.605	32.853	1'50.174	<b>244,8</b>	10:43'30.163
10	<b>25.384</b>	15.744	31.486	32.350	1'44.964	<b>244,8</b>	10:45'15.127

4° 62 S. MANZI [1'42.749]							
Lap	Seg.1	Seg.2	Seg.3	Seg.4	Lap Time	km/h	Local Time
1							10:26'19.961
2	31.442	15.857	31.024	32.223	1'50.546P	239,0	10:28'10.507
3	25.830	15.669	30.514	32.042	1'44.055	238,4	10:29'54.562
4	25.596	15.657	30.416	31.924	1'43.593	239,5	10:31'38.155
5	25.470	15.602	30.382	31.887	1'43.341	240,0	10:33'21.496
6	27.072	15.949	31.507	3'07.512	4'22.040P	231,9	10:37'43.536
7	30.168	15.522	30.503	31.782	1'47.975P	241,1	10:39'31.511
8	25.536	15.569	30.371	31.805	1'43.281	241,1	10:41'14.792
9	<b>25.308</b>	<b>15.506</b>	<b>30.197</b>	<b>31.738</b>	<b>1'42.749</b>	241,6	10:42'57.541
10	25.345	15.555	30.665	31.943	1'43.508	<b>244,3</b>	10:44'41.049
11	26.687	16.163	31.273	33.381	1'47.504	237,9	10:46'28.553

5° 55 Y. MONTELLA [1'42.764]							
Lap	Seg.1	Seg.2	Seg.3	Seg.4	Lap Time	km/h	Local Time
1							10:24'58.430
2	33.420	15.808	31.298	32.191	1'52.717P	237,4	10:26'51.147
3	25.911	15.544	30.806	32.084	1'44.345	240,5	10:28'35.492
4	25.636	15.437	30.491	31.680	1'43.244	241,1	10:30'18.736
5	25.524	15.439	34.483	4'19.789	5'35.235P	241,6	10:35'53.971

6	30.501	15.500	30.838	31.875	1'48.714P	240,5	10:37'42.685
7	25.465	15.418	<b>30.355</b>	31.526	<b>1'42.764</b>	241,6	10:39'25.449
8	25.525	15.396	30.474	31.590	1'42.985	<b>242,6</b>	10:41'08.434
9	25.515	<b>15.387</b>	30.814	31.560	1'43.276	241,6	10:42'51.710
10	<b>25.395</b>	15.447	30.642	<b>31.360</b>	1'42.844	241,6	10:44'34.554
11	29.023	15.860	31.575	32.785	1'49.243	239,0	10:46'23.797

6° 99 A. HUERTAS [1'42.830]							
Lap	Seg.1	Seg.2	Seg.3	Seg.4	Lap Time	km/h	Local Time
1							10:25'33.709
2	30.540	16.094	31.120	33.528	1'51.282P	242,1	10:27'24.991
3	25.754	15.586	30.739	32.143	1'44.222	240,0	10:29'09.213
4	25.591	15.564	30.646	31.800	1'43.601	239,5	10:30'52.814
5	26.241	15.595	34.940	33.407	1'50.183	243,2	10:32'42.997
6	25.524	15.457	30.554	31.823	1'43.358	<b>244,3</b>	10:34'26.355
7	25.635	15.585	30.588	3'20.238	4'32.046P	239,5	10:38'58.401
8	30.265	15.621	31.291	<b>31.711</b>	1'48.888P	236,9	10:40'47.289
9	25.575	15.584	35.446	31.724	1'48.329	239,5	10:42'35.618
10	<b>25.395</b>	<b>15.375</b>	<b>30.294</b>	31.766	<b>1'42.830</b>	243,2	10:44'18.448
11	30.375	15.607	35.647	33.430	1'55.059C	240,0	10:46'13.507

7° 9 J. NAVARRO [1'43.032]							
Lap	Seg.1	Seg.2	Seg.3	Seg.4	Lap Time	km/h	Local Time
1							10:25'30.633
2	32.160	16.095	32.007	36.282	1'56.544P	240,0	10:27'27.177
3	25.899	15.650	31.083	32.340	1'44.972	241,1	10:29'12.149
4	25.638	15.509	30.928	32.081	1'44.156	244,3	10:30'56.305
5	25.609	15.517	34.348	33.098	1'48.572	241,1	10:32'44.877
6	25.728	15.574	30.678	32.096	1'44.076	241,6	10:34'28.953
7	25.716	15.654	31.124	3'10.232	4'22.726P	240,5	10:38'51.679
8	32.133	15.793	31.429	37.274	1'56.629P	239,5	10:40'48.308
9	25.521	15.503	35.867	31.965	1'48.856	241,1	10:42'37.164
10	<b>25.353</b>	<b>15.419</b>	<b>30.428</b>	<b>31.832</b>	<b>1'43.032</b>	242,1	10:44'20.196
11	32.417	15.670	31.627	34.746	1'54.460C	<b>244,8</b>	10:46'14.656

8° 3 R. DE ROSA [1'43.101]							
Lap	Seg.1	Seg.2	Seg.3	Seg.4	Lap Time	km/h	Local Time
1							10:26'20.373
2	31.555	15.726	31.126	32.048	1'50.455P	242,1	10:28'10.828
3	25.830	15.485	30.964	31.982	1'44.261	243,7	10:29'55.089
4	25.566	15.484	30.886	31.821	1'43.757	243,7	10:31'38.846
5	25.548	17.095	33.124	4'49.452	6'05.219P	180,3	10:37'44.065
6	30.167	15.615	30.627	31.872	1'48.281P	243,2	10:39'32.346
7	25.394	<b>15.247</b>	<b>30.584</b>	31.876	<b>1'43.101</b>	<b>248,7</b>	10:41'15.447
8	<b>25.367</b>	15.420	30.705	<b>31.711</b>	1'43.203	243,2	10:42'58.650
9	30.360	16.570	32.471	32.984	1'52.385	230,5	10:44'51.035
10	25.715	15.576	31.583	32.355	1'45.229	242,1	10:46'36.264

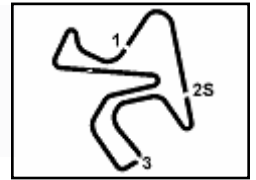
9° 94 V. DEBISE [1'43.120]							
Lap	Seg.1	Seg.2	Seg.3	Seg.4	Lap Time	km/h	Local Time
1							10:24'49.792
2	42.780	15.544	31.288	32.312	2'01.924P	242,6	10:26'51.716
3	25.841	15.380	30.649	32.192	1'44.062	245,3	10:28'35.778
4	25.668	15.461	30.936	31.907	1'43.972	242,1	10:30'19.750
5	25.548	15.489	30.562	31.914	1'43.513C	241,1	10:32'03.263
6	28.065	15.622	30.778	3'11.586	4'26.051P	241,6	10:36'29.314
7	35.074	15.874	34.555	36.504	2'02.007P	238,4	10:38'31.321
8	25.460	<b>15.294</b>	30.513	31.853	<b>1'43.120</b>	<b>247,0</b>	10:40'14.441
9	26.462	16.258	31.006	32.041	1'45.767	236,9	10:42'00.208
10	<b>25.420</b>	15.394	37.392	33.074	1'51.280	243,2	10:43'51.488
11	25.639	15.485	<b>30.506</b>	<b>31.850</b>	1'43.480	241,6	10:45'34.968

28/10/2023

P = Pits In/Out - C = Lap Time Cancelled

These data/results cannot be reproduced, stored and/or transmitted in whole or in part by any manner of electronic, mechanical, photocopying, recording, broadcasting or otherwise now known or herein after developed without the previous express consent by the copyright owner, except for reproduction in daily press and regular printed publications on sale to the public within 60 days of the event related to those data/results and always provided that copyright symbol appears together as follows below.

© DORNA WSBK ORGANIZATION Srl 2023



**Prometeon Spanish Round, 27 - 29 October 2023**  
**Chronological Analysis Tissot Superpole**

10° 54 B. SOFUOGLU [1'43.228]							
Lap	Seg.1	Seg.2	Seg.3	Seg.4	Lap Time	km/h	Local Time
1							10:25'40.255
2	33.322	16.174	33.285	33.307	1'56.088P	241,1	10:27'36.343
3	25.977	15.520	31.061	32.022	1'44.580	240,5	10:29'20.923
4	26.251	16.041	31.139	32.119	1'45.550	239,0	10:31'06.473
5	25.637	15.420	30.563	31.976	1'43.596	243,7	10:32'50.069
6	25.587	15.490	32.070	2'29.923	3'43.070P	243,7	10:36'33.139
7	33.352	15.580	35.144	33.756	1'57.832P	<b>245,9</b>	10:38'30.971
8	25.572	<b>15.413</b>	<b>30.491</b>	<b>31.752</b>	<b>1'43.228</b>	243,2	10:40'14.199
9	28.071	18.206	33.050	32.885	1'52.212	219,4	10:42'06.411
10	<b>25.516</b>	15.942	31.176	31.999	1'44.633	243,2	10:43'51.044

11° 28 G. VAN STRAALEN [1'43.313]							
Lap	Seg.1	Seg.2	Seg.3	Seg.4	Lap Time	km/h	Local Time
1							10:24'51.841
2	40.261	15.893	31.196	32.355	1'59.705P	240,0	10:26'51.546
3	25.849	15.515	31.491	31.902	1'44.757	<b>243,7</b>	10:28'36.303
4	25.787	15.626	30.891	31.936	1'44.240C	240,5	10:30'20.543
5	25.645	15.608	30.664	31.935	1'43.852	240,5	10:32'04.395
6	26.253	15.716	31.035	3'12.913	4'25.917P	239,5	10:36'30.312
7	34.199	16.585	31.744	32.325	1'54.853P	239,5	10:38'25.165
8	25.531	15.522	30.552	<b>31.834</b>	1'43.439	238,4	10:40'08.604
9	25.442	15.601	35.866	36.102	1'53.011	240,5	10:42'01.615
10	25.447	15.615	<b>30.463</b>	36.186	1'47.711	241,6	10:43'49.326
11	<b>25.440</b>	<b>15.436</b>	30.547	31.890	<b>1'43.313</b>	242,1	10:45'32.639

12° 61 C. ONCU [1'43.318]							
Lap	Seg.1	Seg.2	Seg.3	Seg.4	Lap Time	km/h	Local Time
1							10:25'34.852
2	31.026	16.257	33.719	33.423	1'54.425P	232,9	10:27'29.277
3	25.567	15.451	31.492	32.933	1'45.443	242,1	10:29'14.720
4	25.489	15.572	30.595	31.895	1'43.551	241,1	10:30'58.271
5	25.557	15.504	30.580	32.183	1'43.824	243,2	10:32'42.095
6	26.170	15.695	31.004	5'08.044	6'20.913P	237,9	10:39'03.008
7	30.866	<b>15.300</b>	<b>30.513</b>	32.049	1'48.728P	241,6	10:40'51.736
8	<b>25.328</b>	15.467	30.682	<b>31.841</b>	<b>1'43.318</b>	240,5	10:42'35.054
9	25.429	15.410	34.055	32.348	1'47.242	241,6	10:44'22.296
10	29.972	15.591	31.589	33.253	1'50.405	<b>244,8</b>	10:46'12.701

13° 72 Y. RUIZ [1'43.398]							
Lap	Seg.1	Seg.2	Seg.3	Seg.4	Lap Time	km/h	Local Time
1							10:25'10.475
2	32.368	16.020	31.142	33.021	1'52.551P	236,4	10:27'03.026
3	25.881	15.736	30.977	32.395	1'44.989	237,4	10:28'48.015
4	25.879	15.685	31.135	32.321	1'45.020	238,4	10:30'33.035
5	25.729	15.668	30.769	32.440	1'44.606	238,4	10:32'17.641
6	25.833	15.761	30.765	32.317	1'44.676	236,4	10:34'02.317
7	25.719	15.887	30.611	32.536	1'44.753	232,9	10:35'47.070
8	26.140	15.905	31.121	3'06.526	4'19.692P	236,4	10:40'06.762
9	31.650	15.705	34.344	32.294	1'53.993P	236,4	10:42'00.755
10	25.502	<b>15.570</b>	30.428	<b>32.014</b>	1'43.514	<b>244,8</b>	10:43'44.269
11	<b>25.418</b>	15.614	<b>30.300</b>	32.066	<b>1'43.398</b>	243,7	10:45'27.667

14° 40 S. CORSI [1'43.405]							
Lap	Seg.1	Seg.2	Seg.3	Seg.4	Lap Time	km/h	Local Time
1							10:25'11.837
2	32.031	16.320	31.492	32.520	1'52.363P	236,9	10:27'04.200
3	25.980	15.607	30.937	32.146	1'44.670	237,4	10:28'48.870
4	25.831	15.527	31.259	32.778	1'45.395	240,0	10:30'34.265
5	25.755	15.526	30.687	32.073	1'44.041	240,0	10:32'18.306
6	27.149	15.800	30.933	3'35.094	4'48.976P	239,0	10:37'07.282

7	34.404	15.935	31.690	32.395	1'54.424P	234,9	10:39'01.706
8	25.954	15.934	30.748	32.315	1'44.951	232,9	10:40'46.657
9	27.221	15.787	34.569	31.858	1'49.435	<b>240,5</b>	10:42'36.092
10	<b>25.568</b>	<b>15.489</b>	<b>30.576</b>	<b>31.772</b>	<b>1'43.405</b>	<b>240,5</b>	10:44'19.497
11	30.265	15.862	32.960	34.514	1'53.601C	237,9	10:46'13.098

15° 66 N. TUULI [1'43.505]							
Lap	Seg.1	Seg.2	Seg.3	Seg.4	Lap Time	km/h	Local Time
1							10:26'25.711
2	32.397	16.087	31.725	32.353	1'52.562P	231,4	10:28'18.273
3	25.828	15.799	31.192	32.804	1'45.623	231,4	10:30'03.896
4	25.825	15.750	30.988	5'06.897	6'19.460P	232,4	10:36'23.356
5	30.894	15.643	33.127	32.328	1'51.992P	<b>241,1</b>	10:38'15.348
6	<b>25.564</b>	15.593	30.777	32.073	1'44.007C	238,4	10:39'59.355
7	25.602	<b>15.480</b>	<b>30.610</b>	<b>31.813</b>	<b>1'43.505</b>	239,0	10:41'42.860
8	27.235	15.782	31.218	32.259	1'46.494	238,4	10:43'29.354
9	25.740	15.548	30.869	32.022	1'44.179	239,5	10:45'13.533

16° 20 M. VAN DER VOORT [1'43.544]							
Lap	Seg.1	Seg.2	Seg.3	Seg.4	Lap Time	km/h	Local Time
1							10:25'03.413
2	31.196	16.009	32.029	32.945	1'52.179P	<b>242,6</b>	10:26'55.592
3	25.913	15.632	31.165	31.932	1'44.642	240,0	10:28'40.234
4	25.685	15.597	30.675	31.939	1'43.896	241,1	10:30'24.130
5	25.649	15.547	30.724	32.010	1'43.930	241,1	10:32'08.060
6	26.514	15.974	31.283	4'16.032	5'29.803P	237,9	10:37'37.863
7	32.676	16.066	31.270	32.071	1'52.083P	235,9	10:39'29.946
8	25.583	15.500	<b>30.652</b>	<b>31.809</b>	<b>1'43.544</b>	241,6	10:41'13.490
9	25.584	<b>15.476</b>	30.701	31.998	1'43.759	241,6	10:42'57.249
10	<b>25.545</b>	15.488	30.982	32.050	1'44.065	241,1	10:44'41.314

17° 48 L. DALLA PORTA [1'43.699]							
Lap	Seg.1	Seg.2	Seg.3	Seg.4	Lap Time	km/h	Local Time
1							10:25'24.436
2	33.084	16.284	32.772	33.011	1'55.151P	237,9	10:27'19.587
3	26.254	15.825	31.377	32.406	1'45.862	241,6	10:29'05.449
4	26.124	21.895	35.145	32.479	1'55.643	191,9	10:31'01.092
5	26.147	15.636	31.099	32.264	1'45.146	243,7	10:32'46.238
6	25.889	15.619	30.878	32.146	1'44.532	<b>244,3</b>	10:34'30.770
7	26.791	15.816	32.082	3'07.332	4'22.021P	241,1	10:38'52.791
8	31.776	15.631	31.357	38.701	1'57.465P	243,2	10:40'50.256
9	<b>25.688</b>	<b>15.447</b>	<b>30.658</b>	31.906	<b>1'43.699</b>	243,2	10:42'33.955
10	25.693	15.485	34.088	<b>31.886</b>	1'47.152	241,1	10:44'21.107
11	30.656	15.644	31.577	32.684	1'50.561C	243,2	10:46'11.668

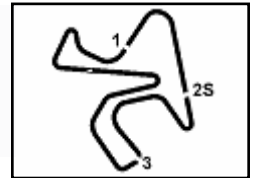
18° 6 E. PUSCEDDU [1'43.951]							
Lap	Seg.1	Seg.2	Seg.3	Seg.4	Lap Time	km/h	Local Time
1							10:24'54.203
2	39.182	16.079	34.185	40.771	2'10.217P	235,9	10:27'04.420
3	26.072	15.619	31.136	32.344	1'45.171	<b>240,5</b>	10:28'49.591
4	25.851	15.566	31.166	32.407	1'44.990	239,5	10:30'34.581
5	25.833	15.577	30.769	32.201	1'44.380	<b>240,5</b>	10:32'18.961
6	27.817	15.888	31.786	3'40.205	4'55.696P	236,9	10:37'14.657
7	32.311	16.137	32.239	32.108	1'52.795P	230,0	10:39'07.452
8	25.674	<b>15.549</b>	31.267	47.394	1'59.884	239,0	10:41'07.336
9	27.171	15.605	30.899	<b>32.037</b>	1'45.712	237,9	10:42'53.048
10	25.570	15.593	<b>30.741</b>	32.047	<b>1'43.951</b>	237,4	10:44'36.999
11	<b>25.506</b>	15.932	31.171	34.404	1'47.013	237,9	10:46'24.012

19° 21 F. FULIGNI [1'44.211]							
Lap	Seg.1	Seg.2	Seg.3	Seg.4	Lap Time	km/h	Local Time
1							10:25'24.017

28/10/2023 P = Pits In/Dut - C = Lap Time Cancelled

These data/results cannot be reproduced, stored and/or transmitted in whole or in part by any manner of electronic, mechanical, photocopying, recording, broadcasting or otherwise now known or herein after developed without the previous express consent by the copyright owner, except for reproduction in daily press and regular printed publications on sale to the public within 60 days of the event related to those data/results and always provided that copyright symbol appears together as follows below.

© DORNA WSBK ORGANIZATION Srl 2023



Jerez 4.423 m

**Prometeon Spanish Round, 27 - 29 October 2023**  
**Chronological Analysis Tissot Superpole**

3 / 4

2	36.897	15.944	32.186	33.157	1'58.184P	241,1	10:27'22.201
3	26.023	15.847	31.143	32.564	1'45.577	242,1	10:29'07.778
4	25.951	15.587	31.063	32.341	1'44.942	241,1	10:30'52.720
5	26.085	15.653	33.084	4'20.645	5'35.467P	241,6	10:36'28.187
6	34.739	16.431	33.731	32.387	1'57.288P	220,3	10:38'25.475
7	25.937	<b>15.507</b>	<b>30.750</b>	32.148	1'44.342	241,6	10:40'09.817
8	25.817	15.607	32.325	36.938	1'50.687C	241,6	10:42'00.504
9	25.725	15.535	31.162	<b>32.016</b>	1'44.438	<b>242,6</b>	10:43'44.942
10	<b>25.645</b>	15.603	30.851	32.112	<b>1'44.211</b>	242,1	10:45'29.153

10	<b>25.821</b>	15.644	30.871	<b>32.203</b>	1'44.539	243,2	10:43'47.327
11	25.833	15.765	31.441	33.294	1'46.333	<b>244,3</b>	10:45'33.660

20° 24 A. WONGTHANANON [1'44.297]							
Lap	Seg.1	Seg.2	Seg.3	Seg.4	Lap Time	km/h	Local Time
1							10:25'02.482
2	32.056	15.909	32.011	35.590	1'55.566P	236,9	10:26'58.048
3	26.298	15.650	31.356	32.678	1'45.982	241,6	10:28'44.030
4	29.016	15.598	33.231	33.178	1'51.023	241,6	10:30'35.053
5	<b>25.817</b>	15.410	<b>30.857</b>	32.213	<b>1'44.297</b>	242,6	10:32'19.350
6	30.681	16.863	31.478	5'37.288	6'56.310P	240,5	10:39'15.660
7	32.448	15.731	35.768	37.142	2'01.089P	237,4	10:41'16.749
8	26.056	<b>15.372</b>	30.930	<b>32.184</b>	1'44.542	<b>243,7</b>	10:43'01.291
9	25.953	15.524	31.155	32.404	1'45.036	240,5	10:44'46.327
10	31.740	16.035	33.844	34.881	1'56.500	237,9	10:46'42.827

24° 95 T. MACKENZIE [1'44.603]							
Lap	Seg.1	Seg.2	Seg.3	Seg.4	Lap Time	km/h	Local Time
1							10:25'33.244
2	33.912	16.354	33.266	33.904	1'57.436P	236,4	10:27'30.680
3	26.480	15.620	31.769	32.410	1'46.279	240,0	10:29'16.959
4	25.835	15.617	31.403	32.162	1'45.017	239,0	10:31'01.976
5	25.767	<b>15.525</b>	31.243	32.356	1'44.891	<b>243,2</b>	10:32'46.867
6	26.467	15.693	31.197	4'31.002	5'44.359P	240,0	10:38'31.226
7	33.239	16.049	31.660	32.557	1'53.505P	235,4	10:40'24.731
8	25.819	15.799	<b>30.977</b>	<b>32.008</b>	<b>1'44.603</b>	234,9	10:42'09.334
9	<b>25.639</b>	15.648	31.118	32.199	1'44.604	237,9	10:43'53.938
10	25.730	15.568	31.067	32.265	1'44.630	238,4	10:45'38.568

21° 12 G. GIANNINI [1'44.332]							
Lap	Seg.1	Seg.2	Seg.3	Seg.4	Lap Time	km/h	Local Time
1							10:25'26.958
2	31.168	16.392	32.400	33.251	1'53.211P	234,4	10:27'20.169
3	26.014	15.865	31.144	32.560	1'45.583	238,4	10:29'05.752
4	25.873	16.707	33.039	<b>32.071</b>	1'47.690	232,4	10:30'53.442
5	26.062	15.662	33.528	33.802	1'49.054	240,5	10:32'42.496
6	25.970	15.863	31.185	3'42.270	4'55.288P	237,9	10:37'37.784
7	32.931	15.999	32.138	32.939	1'54.007P	239,0	10:39'31.791
8	25.653	<b>15.408</b>	<b>30.534</b>	32.073	1'43.668C	<b>243,2</b>	10:41'15.459
9	25.823	15.629	30.887	<b>32.071</b>	1'44.410	241,1	10:42'59.869
10	<b>25.584</b>	15.737	30.759	<b>32.252</b>	<b>1'44.332</b>	238,4	10:44'44.201
11	26.379	16.236	33.742	32.815	1'49.172	216,4	10:46'33.373

25° 51 A. SARMOON [1'44.629]							
Lap	Seg.1	Seg.2	Seg.3	Seg.4	Lap Time	km/h	Local Time
1							10:25'00.576
2	33.228	15.944	32.208	35.579	1'56.959P	237,9	10:26'57.535
3	26.060	15.727	31.695	32.785	1'46.267	237,4	10:28'43.802
4	28.912	15.654	32.902	33.926	1'51.394	237,4	10:30'35.196
5	25.942	<b>15.480</b>	30.938	32.271	1'44.631	<b>242,6</b>	10:32'19.827
6	26.272	15.642	31.749	4'21.240	5'34.903P	240,0	10:37'54.730
7	31.660	16.465	35.651	39.060	2'02.836P	224,8	10:39'57.566
8	<b>25.881</b>	15.628	<b>30.804</b>	32.316	<b>1'44.629</b>	236,9	10:41'42.195
9	26.845	15.857	33.416	32.864	1'48.982	232,4	10:43'31.177
10	25.956	15.921	30.856	<b>32.194</b>	1'44.927	237,4	10:45'16.104

22° 27 A. DIAZ [1'44.393]							
Lap	Seg.1	Seg.2	Seg.3	Seg.4	Lap Time	km/h	Local Time
1							10:25'31.531
2	32.303	16.511	32.831	34.145	1'55.790P	239,5	10:27'27.321
3	26.701	15.849	31.810	33.424	1'47.784	242,1	10:29'15.105
4	26.297	15.674	31.706	32.517	1'46.194	242,1	10:31'01.299
5	26.223	15.597	31.275	32.267	1'45.362	<b>245,3</b>	10:32'46.661
6	26.193	15.725	31.395	32.567	1'45.880	243,2	10:34'32.541
7	26.201	15.648	31.751	3'17.722	4'31.322P	242,1	10:39'03.863
8	30.450	15.584	31.100	32.743	1'49.877P	244,3	10:40'53.740
9	25.814	15.564	<b>31.010</b>	32.004	1'44.392C	240,5	10:42'38.132
10	<b>25.711</b>	<b>15.464</b>	31.034	<b>32.184</b>	<b>1'44.393</b>	242,1	10:44'22.525
11	29.334	15.885	32.700	33.363	1'51.282	237,9	10:46'13.807

26° 75 M. PONS PAYERAS [1'44.975]							
Lap	Seg.1	Seg.2	Seg.3	Seg.4	Lap Time	km/h	Local Time
1							10:25'15.318
2	41.015	20.460	33.667	33.760	2'08.902P	215,6	10:27'24.220
3	26.651	15.901	31.333	32.997	1'46.882	232,4	10:29'11.102
4	26.193	15.926	31.321	32.680	1'46.120	229,0	10:30'57.222
5	26.245	15.860	31.363	5'27.587	6'41.055P	230,9	10:37'38.277
6	32.563	16.115	31.435	32.551	1'52.664P	233,4	10:39'30.941
7	25.982	15.737	31.271	<b>32.411</b>	1'45.401	230,5	10:41'16.342
8	26.021	15.710	31.204	32.431	1'45.366	231,9	10:43'01.708
9	<b>25.931</b>	<b>15.599</b>	<b>30.989</b>	32.456	<b>1'44.975</b>	<b>234,4</b>	10:44'46.683
10	27.784	16.297	33.532	34.433	1'52.046	230,5	10:46'38.729

23° 50 O. VOSTATEK [1'44.506]							
Lap	Seg.1	Seg.2	Seg.3	Seg.4	Lap Time	km/h	Local Time
1							10:25'05.468
2	30.950	15.984	32.042	33.430	1'52.406P	240,5	10:26'57.874
3	26.275	15.812	31.855	32.588	1'46.530	242,1	10:28'44.404
4	26.689	15.901	31.390	32.572	1'46.552	241,1	10:30'30.956
5	26.139	15.850	31.273	32.682	1'45.944	240,5	10:32'16.900
6	28.826	15.805	33.196	33.326	1'51.153	239,5	10:34'08.053
7	26.104	15.974	31.586	3'06.290	4'19.954P	237,9	10:38'28.007
8	31.225	15.807	30.982	32.261	1'50.275P	242,1	10:40'18.282
9	25.825	<b>15.554</b>	<b>30.776</b>	32.351	<b>1'44.506</b>	242,6	10:42'02.788

27° 89 K. BIN PAWI [1'45.004]							
Lap	Seg.1	Seg.2	Seg.3	Seg.4	Lap Time	km/h	Local Time
1							10:25'04.018
2	33.663	16.024	31.872	33.469	1'55.028P	238,4	10:26'59.046
3	26.329	15.766	31.726	32.814	1'46.635	239,0	10:28'45.681
4	26.260	15.741	31.311	32.783	1'46.095	239,5	10:30'31.776
5	26.091	15.689	31.305	32.896	1'45.981	239,0	10:32'17.757
6	26.198	15.721	31.346	32.843	1'46.108	237,9	10:34'03.865
7	27.020	16.073	32.581	3'09.118	4'24.792P	235,9	10:38'28.657
8	31.943	15.740	36.475	32.656	1'56.814P	239,0	10:40'25.471
9	25.937	15.674	31.110	32.415	1'45.136	239,5	10:42'10.607
10	<b>25.910</b>	15.680	<b>31.018</b>	<b>32.396</b>	<b>1'45.004</b>	<b>240,0</b>	10:43'55.611
11	25.968	<b>15.670</b>	31.542	32.999	1'46.179	239,5	10:45'41.790

28° 35 L. TACCINI [1'45.617]							
Lap	Seg.1	Seg.2	Seg.3	Seg.4	Lap Time	km/h	Local Time
1							10:25'10.196
2	33.308	16.608	32.101	32.955	1'54.972P	235,4	10:27'05.168
3	26.401	15.874	31.208	32.778	1'46.261C	237,9	10:28'51.429
4	26.186	15.866	31.198	32.850	1'46.100	238,4	10:30'37.529

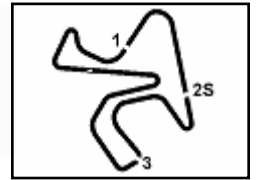
28/10/2023 P = Pits In/Out - C = Lap Time Cancelled

These data/results cannot be reproduced, stored and/or transmitted in whole or in part by any manner of electronic, mechanical, photocopying, recording, broadcasting or otherwise now known or herein after developed without the previous express consent by the copyright owner, except for reproduction in daily press and regular printed publications on sale to the public within 60 days of the event related to those data/results and always provided that copyright symbol appears together as follows below.

© DORNA WSBK ORGANIZATION Srl 2023







Jerez 4.423 m

4 / 4

**Prometeon Spanish Round, 27 - 29 October 2023**  
**Chronological Analysis Tissot Superpole**

5	26.144	15.845	31.385	32.733	1'46.107	238,4	10:32'23.636
6	26.602	16.248	31.644	2'50.240	4'04.734P	236,9	10:36'28.370
7	32.926	17.165	33.875	33.711	1'57.677CP	210,6	10:38'26.047
8	26.215	<b>15.635</b>	<b>30.959</b>	32.808	<b>1'45.617</b>	239,0	10:40'11.664
9	26.115	15.661	31.405	36.129	1'49.310	<b>242,1</b>	10:42'00.974
10	<b>26.031</b>	15.988	31.404	<b>32.437</b>	1'45.860	236,4	10:43'46.834
11	26.180	15.857	31.222	32.568	1'45.827C	238,4	10:45'32.661

**29° 26 M. NORRODIN [1'45.632]**

Lap	Seg.1	Seg.2	Seg.3	Seg.4	Lap Time	km/h	Local Time
1							10:25'24.635
2	35.492	16.435	32.623	33.536	1'58.086P	233,4	10:27'22.721
3	26.217	15.913	31.484	33.273	1'46.887	236,9	10:29'09.608
4	25.930	<b>15.784</b>	31.106	<b>32.812</b>	<b>1'45.632</b>	236,9	10:30'55.240
5	<b>25.927</b>	15.885	31.545	5'36.686	6'50.043P	<b>237,4</b>	10:37'45.283
6	30.387	15.862	<b>31.030</b>	32.917	1'50.196P	236,4	10:39'35.479
7	26.170	15.869	31.293	32.895	1'46.227	236,4	10:41'21.706
8	26.396	15.853	36.653	33.319	1'52.221C	236,9	10:43'13.927
9	25.985	15.924	31.149	33.130	1'46.188	235,4	10:45'00.115

**30° 37 J. PEREZ GONZALEZ [1'45.653]**

Lap	Seg.1	Seg.2	Seg.3	Seg.4	Lap Time	km/h	Local Time
1							10:25'36.617
2	32.605	16.262	32.696	33.646	1'55.209P	238,4	10:27'31.826
3	26.533	15.771	32.524	33.326	1'48.154	<b>241,1</b>	10:29'19.980
4	27.117	16.078	32.014	32.985	1'48.194	237,4	10:31'08.174
5	26.480	15.803	31.968	32.886	1'47.137	<b>241,1</b>	10:32'55.311
6	28.059	16.078	32.780	4'05.456	5'22.373P	239,5	10:38'17.684
7	31.684	15.914	33.363	32.818	1'53.779P	237,9	10:40'11.463
8	26.224	<b>15.615</b>	31.373	32.671	1'45.883	239,5	10:41'57.346
9	26.325	15.719	31.572	32.485	1'46.101	238,4	10:43'43.447
10	<b>26.130</b>	15.705	<b>31.352</b>	<b>32.466</b>	<b>1'45.653</b>	<b>241,1</b>	10:45'29.100

**31° 32 O. BAYLISS [1'45.679]**

Lap	Seg.1	Seg.2	Seg.3	Seg.4	Lap Time	km/h	Local Time
1							10:25'34.200
2	31.515	16.614	33.967	33.532	1'55.628P	239,5	10:27'29.828
3	26.307	15.714	33.058	35.257	1'50.336	240,0	10:29'20.164
4	27.426	15.764	32.078	33.630	1'48.898	241,1	10:31'09.062
5	26.024	15.779	31.700	32.987	1'46.490	<b>241,6</b>	10:32'55.552
6	26.720	15.972	32.019	3'35.952	4'50.663P	238,4	10:37'46.215
7	30.318	15.807	31.749	32.753	1'50.627P	240,5	10:39'36.842
8	<b>25.985</b>	<b>15.657</b>	<b>31.345</b>	32.692	<b>1'45.679</b>	241,1	10:41'22.521
9	26.020	15.778	37.240	33.208	1'52.246C	240,0	10:43'14.767
10	26.053	15.782	31.382	<b>32.588</b>	1'45.805	237,4	10:45'00.572

28/10/2023 P = Pits In/Out - C = Lap Time Cancelled

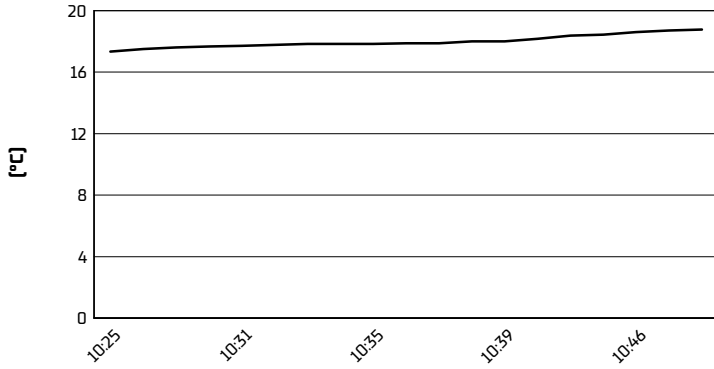
These data/results cannot be reproduced, stored and/or transmitted in whole or in part by any manner of electronic, mechanical, photocopying, recording, broadcasting or otherwise now known or herein after developed without the previous express consent by the copyright owner, except for reproduction in daily press and regular printed publications on sale to the public within 60 days of the event related to those data/results and always provided that copyright symbol appears together as follows below.

© DORNA WSBK ORGANIZATION Srl 2023

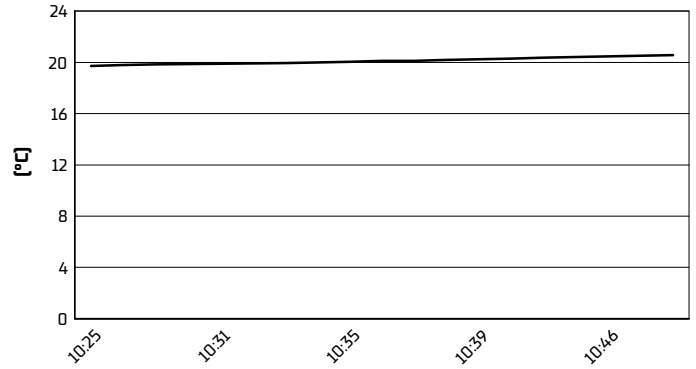


**Prometeon Spanish Round, 27 - 29 October 2023**  
**Weather Report Tissot Superpole**  
Session started 10:25 - Session ended 10:49

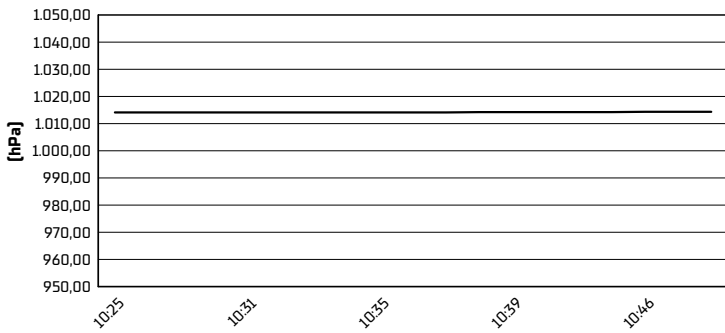
**Air Temperature**



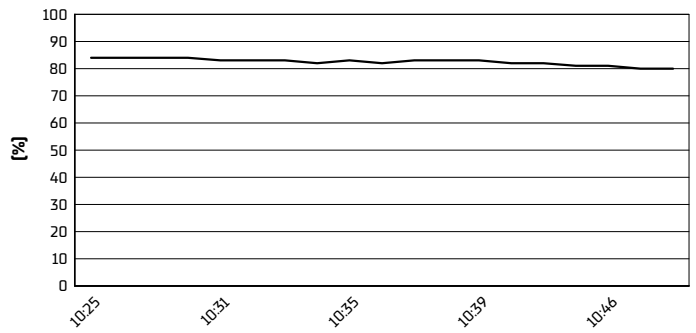
**Track Temperature**



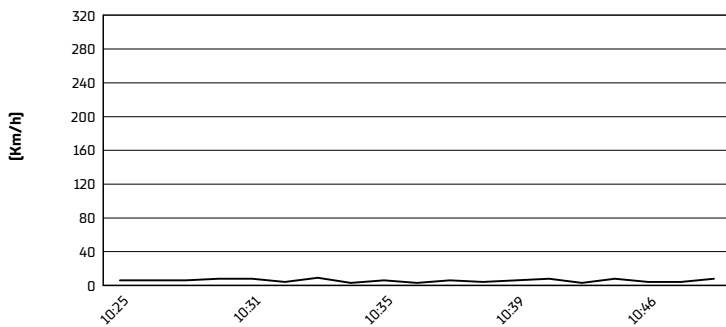
**Air Pressure**



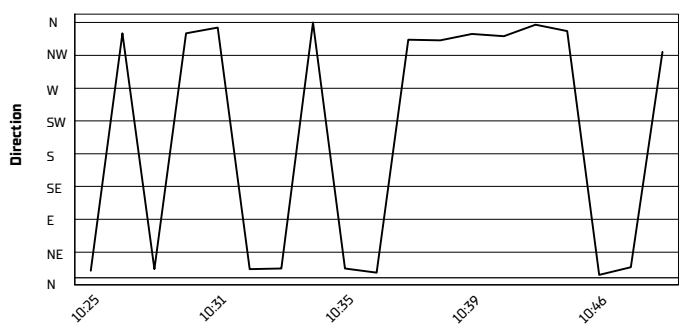
**Humidity**



**Wind Speed**



**Wind Direction**



28/10/2023

These data/results cannot be reproduced, stored and/or transmitted in whole or in part by any manner of electronic, mechanical, photocopying, recording, broadcasting or otherwise now known or herein after developed without the previous express consent by the copyright owner, except for reproduction in daily press and regular printed publications on sale to the public within 60 days of the event related to those data/results and always provided that copyright symbol appears together as follows below.

© DORNA WSBK ORGANIZATION Srl 2023



**Prometeon Spanish Round, 27 - 29 October 2023**  
**Superpole Ranking**

	2020	2021	2022	2023
<b>01 Philip Island</b>	Locatelli (Ita) Yam 1'32.176 [173,6 Km/h]		Caricasulo (Ita) Duc 1'37.161 [164,7 Km/h]	Manzi (Ita) Yam 1'32.814 [172,4 Km/h]
<b>02 Mandalika</b>		Aegerter (Sui) Yam 1'36.288 [160,8 Km/h]	Tuuli (Fin) MvA 1'35.947 [161,3 Km/h]	Bulega (Ita) Duc 1'35.520 [162,1 Km/h]
<b>03 Assen</b>		Aegerter (Sui) Yam 1'37.222 [168,2 Km/h]	Aegerter (Sui) Yam 1'36.906 [168,7 Km/h]	Bulega (Ita) Duc 1'36.900 [168,7 Km/h]
<b>04 Barcelona</b>	Locatelli (Ita) Yam 1'44.958 [158,7 Km/h]	Gonzalez (Esp) Yam 1'44.593 [159,3 Km/h]	Aegerter (Sui) Yam 1'43.983 [160,2 Km/h]	Bulega (Ita) Duc 1'44.243 [159,8 Km/h]
<b>05 Misano</b>		Aegerter (Sui) Yam 1'37.726 [149,6 Km/h]	Aegerter (Sui) Yam 1'37.173 [150,4 Km/h]	Bulega (Ita) Duc 1'36.495 [151,5 Km/h]
<b>06 Donington</b>			Aegerter (Sui) Yam 1'29.961 [160,9 Km/h]	Bulega (Ita) Duc 1'29.323 [162,0 Km/h]
<b>07 Imola</b>				Caricasulo (Ita) Duc 1'50.779 [160,3 Km/h]
<b>08 Most</b>		Gonzalez (Esp) Yam 1'35.213 [159,3 Km/h]	Baldassarri (Ita) Yam 1'34.952 [159,7 Km/h]	Bulega (Ita) Duc 1'34.479 [160,5 Km/h]
<b>09 Magny-Cours</b>	Smith (Gbr) Yam 1'49.318 [145,3 Km/h]	Bernardi (Smi) Yam 1'40.330 [158,3 Km/h]	Caricasulo (Ita) Duc 1'40.565 [157,9 Km/h]	Bulega (Ita) Duc 1'40.074 [158,7 Km/h]
<b>10 Aragon</b>	Locatelli (Ita) Yam 1'53.003 [161,7 Km/h]	Cluzel (Fra) Yam 1'52.937 [161,8 Km/h]	Baldassarri (Ita) Yam 1'52.706 [162,2 Km/h]	Bulega (Ita) Duc 1'52.306 [162,7 Km/h]
<b>11 Portimao</b>	Locatelli (Ita) Yam 1'44.627 [158,0 Km/h]	Cluzel (Fra) Yam 1'43.908 [159,1 Km/h]	Aegerter (Sui) Yam 1'43.065 [160,4 Km/h]	Bulega (Ita) Duc 1'42.769 [160,9 Km/h]
<b>12 Jerez</b>	Locatelli (Ita) Yam 1'42.214 [155,8 Km/h]	Oetli (Ger) Kaw 1'41.798 [156,4 Km/h]		Bulega (Ita) Duc 1'41.823 [156,4 Km/h]

**2023**

- 10** N. Bulega
- 1** S. Manzi
- 1** F. Caricasulo

**ALL TIMES**

- |                          |                          |                          |
|--------------------------|--------------------------|--------------------------|
| <b>34</b> K. Sofuoglu    | <b>4</b> R. Krummenacher | <b>1</b> L. Bernardi     |
| <b>24</b> J. Cluzel      | <b>4</b> R. Xaus         | <b>1</b> K. Coghlan      |
| <b>22</b> S. Charpentier | <b>3</b> S. Cortese      | <b>1</b> C. Davies       |
| <b>17</b> B. Parkes      | <b>3</b> K. Curtain      | <b>1</b> M. Fabrizio     |
| <b>15</b> K. Muggeridge  | <b>3</b> J. Lascorz      | <b>1</b> T. Gradinger    |
| <b>14</b> F. Foret       | <b>3</b> I. MacPherson   | <b>1</b> C. Jones        |
| <b>14</b> S. Lowes       | <b>3</b> A. Pitt         | <b>1</b> C. Kellner      |
| <b>12</b> F. Caricasulo  | <b>3</b> D. Salom        | <b>1</b> S. Manzi        |
| <b>11</b> D. Aegerter    | <b>2</b> L. Baldassarri  | <b>1</b> F. Marino       |
| <b>10</b> N. Bulega      | <b>2</b> P. Bontempi     | <b>1</b> M. Meregalli    |
| <b>10</b> C. Crutchlow   | <b>2</b> M. Gonzalez     | <b>1</b> S. Morais       |
| <b>8</b> L. Mahias       | <b>2</b> V. Guareschi    | <b>1</b> P. Oetli        |
| <b>7</b> A. Locatelli    | <b>2</b> M. Lagrive      | <b>1</b> C. Perolari     |
| <b>6</b> S. Chambon      | <b>2</b> M. Pirro        | <b>1</b> P. Riba         |
| <b>6</b> E. Laverty      | <b>2</b> L. Scassa       | <b>1</b> S. Sanna        |
| <b>5</b> P. Casoli       | <b>2</b> K. Smith        | <b>1</b> L. Stapleford   |
| <b>5</b> K. Fujiwara     | <b>2</b> J. Teuchert     | <b>1</b> J. Vd Goorbergh |
| <b>5</b> P. Jacobsen     | <b>2</b> N. Tuuli        | <b>1</b> J. Whitham      |
| <b>5</b> C. Vermeulen    | <b>2</b> M. van der Mark |                          |

28/10/2023

These data/results cannot be reproduced, stored and/or transmitted in whole or in part by any manner of electronic, mechanical, photocopying, recording, broadcasting or otherwise now known or herein after developed without the previous express consent by the copyright owner, except for reproduction in daily press and regular printed publications on sale to the public within 60 days of the event related to those data/results and always provided that copyright symbol appears together as follows below.

© DORNA WSBK ORGANIZATION Srl 2023



**Prometeon Spanish Round, 27 - 29 October 2023**  
**Tissot Superpole Award**

	Points	Points From First	Points From Previous	February 26 PHILLIP ISLAND	March 5 MANDALIKA	April 23 ASSEN	May 7 BARCELONA	June 4 MISANO	July 2 DONNINGTON PARK	July 16 IMOLA	July 30 MOST	September 10 MAGNY-COURS	September 24 ARAGON	October 1 PORTIMAO	October 29 JEREZ				
1 <b>BULEGA</b> Nicolo (ITA)	135			6	12	12	12	12	12	9	12	12	12	12	12				
2 <b>CARICASULO</b> Federico (ITA)	67	68		1	9	9	7	9	2	12	2		7		9				
3 <b>MANZI</b> Stefano (ITA)	65	70	2	12		2	2		7	7	9	6	5	9	6				
4 <b>MONTELLA</b> Yari (ITA)	61	74	4	7		3		7	9	5	4	5	9	7	5				
5 <b>SCHROETTER</b> Marcel (GER)	50	85	11	4	5	1	9	6	1	6		2	6	3	7				
6 <b>VAN STRAALLEN</b> Glenn (NED)	29	106	21	3	3	7	5	5	3				1	2					
7 <b>DE ROSA</b> Raffaele (ITA)	28	107	1		4	4					7	7	4		2				
8 <b>HUERTAS</b> Adrian (ESP)	26	109	2	2					5	3	5	4	3		4				
9 <b>DEBISE</b> Valentin (FRA)	25	110	1			6	3				1	9		5	1				
10 <b>ONCU</b> Can (TUR)	22	113	3	9	7	5								1					
11 <b>NAVARRO</b> Jorge (ESP)	21	114	1		1		4	1		1	3		2	6	3				
12 <b>SOFUOGLU</b> Bahattin (TUR)	15	120	6				1	4		4	6								
13 <b>TUULI</b> Niki (FIN)	15	120	0		6				4	2		3							
14 <b>EDWARDS</b> Tom (AUS)	10	125	5				6							4					
15 <b>MAHIAS</b> Lucas (FRA)	9	126	1					3	6										
16 <b>SPINELLI</b> Nicholas (ITA)	7	128	2	5	2														
17 <b>CORSI</b> Simone (ITA)	2	133	5					2											
18 <b>DALLA PORTA</b> Lorenzo (ITA)	1	134	1									1							

28/10/2023 Odd points columns: Tissot Superpole Even points columns: Tissot Superpole Race

These data/results cannot be reproduced, stored and/or transmitted in whole or in part by any manner of electronic, mechanical, photocopying, recording, broadcasting or otherwise now known or herein after developed without the previous express consent by the copyright owner, except for reproduction in daily press and regular printed publications on sale to the public within 60 days of the event related to those data/results and always provided that copyright symbol appears together as follows below.

© DORNA WSBK ORGANIZATION Srl 2023