



Jerez 4.423 m

1 / 2

**Prometeon Spanish Round, 27 - 29 October 2023**  
**Results Warm Up**

No.	Rider	Nat	Team	Bike	Time	Gap	Rel.	Laps	Speed	
									Avg	Max
1	<b>11 N. BULEGA</b>	ITA	Aruba.it Racing WorldSSP Team	Ducati Panigale V2	<b>1'42.607</b>			8	155,182	<b>243,7</b>
2	<b>23 M. SCHROETTER</b>	GER	MV Agusta Reparto Corse	MV Agusta F3 800 RR	<b>1'43.344</b>	0.737	0.737	9	154,076	<b>243,7</b>
3	<b>62 S. MANZI</b>	ITA	Ten Kate Racing Yamaha	Yamaha YZF R6	<b>1'43.384</b>	0.777	0.040	8	154,016	<b>243,2</b>
4	<b>61 C. ONCU</b>	TUR	Kawasaki Puccetti Racing	Kawasaki ZX-6R	<b>1'43.441</b>	0.834	0.057	9	153,931	<b>243,7</b>
5	<b>3 R. DE ROSA</b>	ITA	Orelac Racing Verdatura	Ducati Panigale V2	<b>1'43.559</b>	0.952	0.118	8	153,756	<b>241,1</b>
6	<b>54 B. SOFUOGLU</b>	TUR	MV Agusta Reparto Corse	MV Agusta F3 800 RR	<b>1'43.639</b>	1.032	0.080	9	153,637	<b>245,3</b>
7	<b>72 Y. RUIZ</b>	ESP	MDR Offitec Yamaha	Yamaha YZF R6	<b>1'43.701</b>	1.094	0.062	9	153,545	<b>243,2</b>
8	<b>48 L. DALLA PORTA</b>	ITA	Evan Bros. WorldSSP Yamaha Team	Yamaha YZF R6	<b>1'43.757</b>	1.150	0.056	9	153,462	<b>243,7</b>
9	<b>99 A. HUERTAS</b>	ESP	MTM Kawasaki	Kawasaki ZX-6R	<b>1'43.812</b>	1.205	0.055	8	153,381	<b>240,0</b>
10	<b>64 F. CARICASULO</b>	ITA	Althea Racing Team	Ducati Panigale V2	<b>1'43.843</b>	1.236	0.031	8	153,335	<b>241,1</b>
11	<b>94 V. DEBISE</b>	FRA	GMT94 Yamaha	Yamaha YZF R6	<b>1'43.979</b>	1.372	0.136	5	153,135	<b>240,5</b>
12	<b>21 F. FULIGNI</b>	ITA	Orelac Racing Verdatura	Yamaha YZF R6	<b>1'43.989</b>	1.382	0.010	9	153,120	<b>244,8</b>
13	<b>40 S. CORSI</b>	ITA	Altogo Racing Team	Yamaha YZF R6	<b>1'43.995</b>	1.388	0.006	9	153,111	<b>241,6</b>
14	<b>9 J. NAVARRO</b>	ESP	Ten Kate Racing Yamaha	Yamaha YZF R6	<b>1'44.023</b>	1.416	0.028	9	153,070	<b>244,3</b>
15	<b>28 G. VAN STRAALEN</b>	NED	EAB Racing Team	Yamaha YZF R6	<b>1'44.111</b>	1.504	0.088	9	152,941	<b>239,5</b>
16	<b>50 O. VOSTATEK</b>	CZE	PTR Triumph	Triumph Street Triple RS 765	<b>1'44.152</b>	1.545	0.041	9	152,880	<b>245,9</b>
17	<b>95 T. MACKENZIE</b>	GBR	PETRONAS MIE Racing Honda Team	Honda CBR600RR	<b>1'44.257</b>	1.650	0.105	7	152,726	<b>240,5</b>
18	<b>66 N. TUULI</b>	FIN	PTR Triumph	Triumph Street Triple RS 765	<b>1'44.325</b>	1.718	0.068	9	152,627	<b>241,1</b>
19	<b>20 M. VAN DER VOORT</b>	NED	Team SWPN	Yamaha YZF R6	<b>1'44.395</b>	1.788	0.070	9	152,525	<b>240,5</b>
20	<b>24 A. WONGTHANANON</b>	THA	Yamaha Thailand Racing Team	Yamaha YZF R6	<b>1'44.508</b>	1.901	0.113	5	152,360	<b>240,5</b>
21	<b>12 G. GIANNINI</b>	ITA	ProDina Kawasaki Racing	Kawasaki ZX-6R	<b>1'44.562</b>	1.955	0.054	7	152,281	<b>239,0</b>
22	<b>51 A. SARMOON</b>	THA	Yamaha Thailand Racing Team	Yamaha YZF R6	<b>1'44.712</b>	2.105	0.150	9	152,063	<b>237,4</b>
23	<b>32 O. BAYLISS</b>	AUS	D34G Racing	Ducati Panigale V2	<b>1'44.736</b>	2.129	0.024	9	152,028	<b>242,1</b>
24	<b>89 K. BIN PAWI</b>	MAS	PETRONAS MIE Racing Honda Team	Honda CBR600RR	<b>1'44.890</b>	2.283	0.154	9	151,805	<b>240,0</b>
25	<b>26 M. NORRODIN</b>	MAS	PETRONAS MIE Racing Honda Team	Honda CBR600RR	<b>1'45.183</b>	2.576	0.293	9	151,382	<b>239,5</b>
26	<b>37 J. PEREZ GONZALEZ</b>	ESP	D34G Racing	Ducati Panigale V2	<b>1'45.468</b>	2.861	0.285	9	150,973	<b>239,5</b>
27	<b>27 A. DIAZ</b>	ESP	VFT Racing WEBIKE Yamaha	Yamaha YZF R6	<b>1'45.473</b>	2.866	0.005	8	150,966	<b>239,0</b>
28	<b>75 M. PONS PAYERAS</b>	ESP	Zeus Motorsport	Yamaha YZF R6	<b>1'45.838</b>	3.231	0.365	9	150,445	<b>232,4</b>
29	<b>35 L. TACCINI</b>	ITA	Vince64 by Puccetti Racing	Kawasaki ZX-6R	<b>1'45.991</b>	3.384	0.153	8	150,228	<b>235,9</b>

**Qualifying Lap Time [105% of 1'42.607]: 1'47.738**

AIR	Humidity:	89%	Temp:	17°C
TRACK	Condition:	Dry	Temp:	19°C

Records	Pole	[SP]	2019	R.Krummenacher	1'41.775	156,450	Km/h
	Race	[RC1]	2023	N.Bulega	1'41.875	156,300	Km/h
	All Times	[SP]	2019	R.Krummenacher	1'41.775	156,450	Km/h

Start 09:25 End 09:43 The results are provisional until the end of the time limit for protests and appeals and the completion of the technical checks.

These data/results cannot be reproduced, stored and/or transmitted in whole or in part by any manner of electronic, mechanical, photocopying, recording, broadcasting or otherwise now known or herein after developed without the previous express consent by the copyright owner, except for reproduction in daily press and regular printed publications on sale to the public within 60 days of the event related to those data/results and always provided that copyright symbol appears together as follows below.

© DORNA WSBK ORGANIZATION Srl 2023



**Prometeon Spanish Round, 27 - 29 October 2023**  
**Results Warm Up**

**Session Highlights**

Local Time	No. Rider	Description
09.21.58		Patches of water at Pit Exit-6-9-13
09.25.00		Start
09.26.01	<b>94</b> V. <b>DEBISE</b>	Transponder NDT Working
09.32.21	<b>11</b> N. <b>BULEGA</b>	On the Gravel - Re-Joined - Turn 1
09.38.06	<b>12</b> G. <b>GIANNINI</b>	Crashed - Turn 1
09.38.20	<b>94</b> V. <b>DEBISE</b>	Transponder is OK
09.38.39	<b>28</b> G. <b>VAN STRAALEN</b>	Lap Cancelled [1'44.927] - Exceeded Track Limits - Turn 13
09.38.45	<b>23</b> M. <b>SCHROETTER</b>	Lap Cancelled [1'44.340] - Exceeded Track Limits - Turn 13
09.41.37	<b>32</b> D. <b>BAYLISS</b>	Lap Cancelled [1'51.262] - Yellow Flag - Turn 1
09.41.42	<b>21</b> F. <b>FULIGNI</b>	Lap Cancelled [1'47.606] - Yellow Flag - Turn 1
09.41.47	<b>23</b> M. <b>SCHROETTER</b>	Lap Cancelled [1'51.416] - Yellow Flag - Turn 1
09.41.52	<b>54</b> B. <b>SOFUOGLU</b>	Lap Cancelled [1'46.001] - Yellow Flag - Turn 1
09.41.57	<b>9</b> J. <b>NAVARRO</b>	Lap Cancelled [1'58.156] - Yellow Flag - Turn 1
09.42.02	<b>66</b> N. <b>TUULI</b>	Lap Cancelled [1'49.823] - Yellow Flag - Turn 1
09.43.55		End Of Session

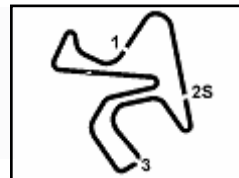
**Fastest Laps Sequence**

No.	Rider	Nat	Team	Bike	Local Time	Time	Gap	Avg
<b>94</b>	V. <b>DEBISE</b>	FRA	GMT94 Yamaha	Yamaha YZF R6	09:28'39.484	<b>1'45.419</b>		151,043
<b>20</b>	M. <b>VAN DER VOORT</b>	NED	Team SWPN	Yamaha YZF R6	09:28'42.748	<b>1'45.329</b>	-0.090	151,172
<b>61</b>	C. <b>ONCU</b>	TUR	Kawasaki Puccetti Racing	Kawasaki ZX-6R	09:28'51.311	<b>1'44.043</b>	-1.286	153,041
<b>11</b>	N. <b>BULEGA</b>	ITA	Aruba.it Racing WorldSSP Team	Ducati Panigale V2	09:30'07.797	<b>1'42.607</b>	-1.436	155,182

Start 09:25 End 09:43 The results are provisional until the end of the time limit for protests and appeals and the completion of the technical checks.

These data/results cannot be reproduced, stored and/or transmitted in whole or in part by any manner of electronic, mechanical, photocopying, recording, broadcasting or otherwise now known or herein after developed without the previous express consent by the copyright owner, except for reproduction in daily press and regular printed publications on sale to the public within 60 days of the event related to those data/results and always provided that copyright symbol appears together as follows below.

© DORNA WSBK ORGANIZATION Srl 2023



Jerez 4.423 m

## Prometeon Spanish Round, 27 - 29 October 2023

### Starting Grid - Race 2 [17 Laps x 4,423 km = 75,191 km]

1	11	<b>BULEGA N.</b> Ducati 1'41.823	2	64	<b>CARICASULO F.</b> Ducati 1'42.410	3	23	<b>SCHROETTER M.</b> MV Agusta 1'42.690	
2	4	62	<b>MANZI S.</b> Yamaha 1'42.749	5	99	<b>HUERTAS A.</b> Kawasaki 1'42.830	6	9	<b>NAVARRO J.</b> Yamaha 1'43.032
3	7	3	<b>DE ROSA R.</b> Ducati 1'43.101	8	94	<b>DEBISE V.</b> Yamaha 1'43.120	9	54	<b>SOFUOGLU B.</b> MV Agusta 1'43.228
4	10	28	<b>VAN STRAALLEN G.</b> Yamaha 1'43.313	11	61	<b>ONCU C.</b> Kawasaki 1'43.318	12	72	<b>RUIZ Y.</b> Yamaha 1'43.398
5	13	66	<b>TUULI N.</b> Triumph 1'43.505	14	20	<b>VAN DER VOORT M.</b> Yamaha 1'43.544	15	48	<b>DALLA PORTA L.</b> Yamaha 1'43.699
6	16	21	<b>FULIGNI F.</b> Yamaha 1'44.211	17	12	<b>GIANNINI G.</b> Kawasaki 1'44.332	18	27	<b>DIAZ A.</b> Yamaha 1'44.393
7	19	50	<b>VOSTATEK O.</b> Triumph 1'44.506	20	95	<b>MACKENZIE T.</b> Honda 1'44.603	21	51	<b>SARMOON A.</b> Yamaha 1'44.629
8	22	75	<b>PONS PAYERAS M.</b> Yamaha 1'44.975	23	89	<b>BIN PAWI K.</b> Honda 1'45.004	24	35	<b>TACCINI L.</b> Kawasaki 1'45.617
9	25	26	<b>NORRODIN M.</b> Honda 1'45.632	26	37	<b>PEREZ GONZALEZ J</b> Ducati 1'45.653	27	32	<b>BAYLISS O.</b> Ducati 1'45.679
10	28	40	<b>CORSI S.</b> Yamaha 1'43.405						

N.40 [Corsi S.] will start the race from the pit lane according to Art. 1.21.23 [engine allocation]  
 N.6 [Puscetdu E.] will not take part in the race. Declared unfit after Race 1  
 N.24 [Wongthananon A.] will not take part in the race. Declared unfit after Warm Up  
 N.55 [Montella Y.] will not take part in the race. Declared unfit after Race 1

29/10/2023 The Race Director .....

\* = Penalized

These data/results cannot be reproduced, stored and/or transmitted in whole or in part by any manner of electronic, mechanical, photocopying, recording, broadcasting or otherwise now known or herein after developed without the previous express consent by the copyright owner, except for reproduction in daily press and regular printed publications on sale to the public within 60 days of the event related to those data/results and always provided that copyright symbol appears together as follows below. © DORNA WSBK ORGANIZATION Srl 2023

**Prometeon Spanish Round, 27 - 29 October 2023**  
**Best Sectors & Speed Warm Up**

BEST LAP		
1	11 N. BULEGA	Ducati Panigale V2 1'42.607
2	23 M. SCHROETTER	MV Agusta F3 800 RR 1'43.344
3	62 S. MANZI	Yamaha YZF R6 1'43.384
4	61 C. ONCU	Kawasaki ZX-6R 1'43.441
5	3 R. DE ROSA	Ducati Panigale V2 1'43.559
6	54 B. SOFUOGLU	MV Agusta F3 800 RR 1'43.639
7	72 Y. RUIZ	Yamaha YZF R6 1'43.701
8	48 L. DALLA PORTA	Yamaha YZF R6 1'43.757
9	99 A. HUERTAS	Kawasaki ZX-6R 1'43.812
10	64 F. CARICASULO	Ducati Panigale V2 1'43.843
11	94 V. DEBISE	Yamaha YZF R6 1'43.979
12	21 F. FULIGNI	Yamaha YZF R6 1'43.989
13	40 S. CORSI	Yamaha YZF R6 1'43.995
14	9 J. NAVARRO	Yamaha YZF R6 1'44.023
15	28 G. VAN STRAALLEN	Yamaha YZF R6 1'44.111
16	50 D. VOSTATEK	Triumph Street Triple RS 765 1'44.152
17	95 T. MACKENZIE	Honda CBR600RR 1'44.257
18	66 N. TUULI	Triumph Street Triple RS 765 1'44.325
19	20 M. VAN DER VOORT	Yamaha YZF R6 1'44.395
20	24 A. WONGTHANANON	Yamaha YZF R6 1'44.508
21	12 G. GIANNINI	Kawasaki ZX-6R 1'44.562
22	51 A. SARMOON	Yamaha YZF R6 1'44.712
23	32 D. BAYLISS	Ducati Panigale V2 1'44.736
24	89 K. BIN PAWI	Honda CBR600RR 1'44.890
25	26 M. NORRODIN	Honda CBR600RR 1'45.183
26	37 J. PEREZ GONZALEZ	Ducati Panigale V2 1'45.468
27	27 A. DIAZ	Yamaha YZF R6 1'45.473
28	75 M. PONS PAYERAS	Yamaha YZF R6 1'45.838
29	35 L. TACCINI	Kawasaki ZX-6R 1'45.991

SPEED		
1	50 D. VOSTATEK	Triumph Street Triple RS 765 245.9
2	54 B. SOFUOGLU	MV Agusta F3 800 RR 245.3
3	21 F. FULIGNI	Yamaha YZF R6 244.8
4	9 J. NAVARRO	Yamaha YZF R6 244.3
5	23 M. SCHROETTER	MV Agusta F3 800 RR 243.7
6	48 L. DALLA PORTA	Yamaha YZF R6 243.7
7	11 N. BULEGA	Ducati Panigale V2 243.7
8	61 C. ONCU	Kawasaki ZX-6R 243.7
9	62 S. MANZI	Yamaha YZF R6 243.2
10	72 Y. RUIZ	Yamaha YZF R6 243.2
11	32 D. BAYLISS	Ducati Panigale V2 242.1
12	40 S. CORSI	Yamaha YZF R6 241.6
13	66 N. TUULI	Triumph Street Triple RS 765 241.1
14	64 F. CARICASULO	Ducati Panigale V2 241.1
15	3 R. DE ROSA	Ducati Panigale V2 241.1
16	95 T. MACKENZIE	Honda CBR600RR 240.5
17	20 M. VAN DER VOORT	Yamaha YZF R6 240.5
18	94 V. DEBISE	Yamaha YZF R6 240.5
19	24 A. WONGTHANANON	Yamaha YZF R6 240.5
20	99 A. HUERTAS	Kawasaki ZX-6R 240.0
21	89 K. BIN PAWI	Honda CBR600RR 240.0
22	28 G. VAN STRAALLEN	Yamaha YZF R6 239.5
23	26 M. NORRODIN	Honda CBR600RR 239.5
24	37 J. PEREZ GONZALEZ	Ducati Panigale V2 239.5
25	12 G. GIANNINI	Kawasaki ZX-6R 239.0
26	27 A. DIAZ	Yamaha YZF R6 239.0
27	51 A. SARMOON	Yamaha YZF R6 237.4
28	35 L. TACCINI	Kawasaki ZX-6R 235.9
29	75 M. PONS PAYERAS	Yamaha YZF R6 232.4

SEG. 1	
1	62 S. MANZI 25.411
2	11 N. BULEGA 25.427
3	61 C. ONCU 25.475
4	72 Y. RUIZ 25.557
5	99 A. HUERTAS 25.588
6	23 M. SCHROETTER 25.589
7	64 F. CARICASULO 25.613
8	3 R. DE ROSA 25.616
9	48 L. DALLA PORTA 25.647
10	21 F. FULIGNI 25.660
11	28 G. VAN STRAALLEN 25.664
12	66 N. TUULI 25.667
13	54 B. SOFUOGLU 25.672
14	95 T. MACKENZIE 25.682
15	9 J. NAVARRO 25.717
16	50 D. VOSTATEK 25.743
17	40 S. CORSI 25.785
18	20 M. VAN DER VOORT 25.790
19	12 G. GIANNINI 25.799
20	94 V. DEBISE 25.842
21	89 K. BIN PAWI 25.855
22	26 M. NORRODIN 25.882
23	32 D. BAYLISS 25.902
24	51 A. SARMOON 25.929
25	37 J. PEREZ GONZALEZ 26.001
26	24 A. WONGTHANANON 26.023
27	27 A. DIAZ 26.037
28	35 L. TACCINI 26.112
29	75 M. PONS PAYERAS 26.296

SEG. 2	
1	11 N. BULEGA 15.320
2	23 M. SCHROETTER 15.348
3	54 B. SOFUOGLU 15.399
4	61 C. ONCU 15.463
5	95 T. MACKENZIE 15.473
6	3 R. DE ROSA 15.502
7	99 A. HUERTAS 15.503
8	48 L. DALLA PORTA 15.503
9	24 A. WONGTHANANON 15.505
10	9 J. NAVARRO 15.529
11	40 S. CORSI 15.532
12	64 F. CARICASULO 15.532
13	62 S. MANZI 15.549
14	66 N. TUULI 15.551
15	21 F. FULIGNI 15.566
16	72 Y. RUIZ 15.569
17	94 V. DEBISE 15.588
18	20 M. VAN DER VOORT 15.591
19	50 D. VOSTATEK 15.594
20	26 M. NORRODIN 15.598
21	12 G. GIANNINI 15.607
22	28 G. VAN STRAALLEN 15.611
23	32 D. BAYLISS 15.612
24	89 K. BIN PAWI 15.643
25	51 A. SARMOON 15.658
26	37 J. PEREZ GONZALEZ 15.731
27	27 A. DIAZ 15.779
28	75 M. PONS PAYERAS 15.795
29	35 L. TACCINI 15.812

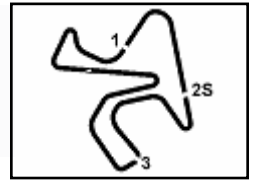
SEG. 3	
1	11 N. BULEGA 30.318
2	62 S. MANZI 30.352
3	72 Y. RUIZ 30.489
4	61 C. ONCU 30.508
5	23 M. SCHROETTER 30.548
6	64 F. CARICASULO 30.549
7	99 A. HUERTAS 30.553
8	28 G. VAN STRAALLEN 30.559
9	3 R. DE ROSA 30.600
10	21 F. FULIGNI 30.628
11	48 L. DALLA PORTA 30.629
12	50 D. VOSTATEK 30.690
13	51 A. SARMOON 30.692
14	54 B. SOFUOGLU 30.701
15	40 S. CORSI 30.716
16	94 V. DEBISE 30.716
17	9 J. NAVARRO 30.736
18	24 A. WONGTHANANON 30.742
19	20 M. VAN DER VOORT 30.811
20	66 N. TUULI 30.822
21	89 K. BIN PAWI 30.865
22	12 G. GIANNINI 30.902
23	95 T. MACKENZIE 30.918
24	32 D. BAYLISS 30.943
25	26 M. NORRODIN 31.036
26	75 M. PONS PAYERAS 31.075
27	27 A. DIAZ 31.123
28	37 J. PEREZ GONZALEZ 31.179
29	35 L. TACCINI 31.266

SEG. 4	
1	11 N. BULEGA 31.542
2	23 M. SCHROETTER 31.776
3	3 R. DE ROSA 31.786
4	54 B. SOFUOGLU 31.787
5	61 C. ONCU 31.866
6	62 S. MANZI 31.879
7	40 S. CORSI 31.914
8	50 D. VOSTATEK 31.939
9	48 L. DALLA PORTA 31.945
10	72 Y. RUIZ 31.967
11	99 A. HUERTAS 31.972
12	94 V. DEBISE 31.981
13	21 F. FULIGNI 32.003
14	64 F. CARICASULO 32.004
15	9 J. NAVARRO 32.007
16	20 M. VAN DER VOORT 32.024
17	28 G. VAN STRAALLEN 32.038
18	12 G. GIANNINI 32.039
19	66 N. TUULI 32.046
20	95 T. MACKENZIE 32.072
21	24 A. WONGTHANANON 32.238
22	37 J. PEREZ GONZALEZ 32.257
23	32 D. BAYLISS 32.279
24	51 A. SARMOON 32.334
25	89 K. BIN PAWI 32.354
26	27 A. DIAZ 32.403
27	35 L. TACCINI 32.442
28	75 M. PONS PAYERAS 32.468
29	26 M. NORRODIN 32.544

29/10/2023

These data/results cannot be reproduced, stored and/or transmitted in whole or in part by any manner of electronic, mechanical, photocopying, recording, broadcasting or otherwise now known or herein after developed without the previous express consent by the copyright owner, except for reproduction in daily press and regular printed publications on sale to the public within 60 days of the event related to those data/results and always provided that copyright symbol appears together as follows below.

© DORNA WSBK ORGANIZATION Srl 2023



Jerez 4.423 m

**Prometeon Spanish Round, 27 - 29 October 2023**  
**Ideal Times Warm Up**

No. Rider	Nat	Bike	Seg. 1 Diff. 1	Seg. 2 Diff. 2	Seg. 3 Diff. 3	Seg. 4 Diff. 4	Ideal Time Best Lap	Pos.	Diff.	
1 11 N. BULEGA	ITA	Ducati Panigale V2	25.427	<b>15.320</b>	<b>30.318</b>	<b>31.542</b>	<b>1'42.607</b> 1'42.607	1		
2 62 S. MANZI	ITA	Yamaha YZF R6	<b>25.411</b> +0.065	15.549 +0.076	30.352	31.879 +0.052	<b>1'43.191</b> 1'43.384	3	0.193	
3 23 M. SCHROETTER	GER	MV Agusta F3 800 RR	25.589 +0.013	15.348 +0.070	30.548	31.776	<b>1'43.261</b> 1'43.344	2	0.083	
4 61 C. ONCU	TUR	Kawasaki ZX-6R	25.475	15.463	30.508 +0.084	31.866 +0.045	<b>1'43.312</b> 1'43.441	4	0.129	
5 3 R. DE ROSA	ITA	Ducati Panigale V2	25.616	15.502 +0.055	30.600	31.786	<b>1'43.504</b> 1'43.559	5	0.055	
6 54 B. SOFUOGLU	TUR	MV Agusta F3 800 RR	25.672 +0.080	15.399	30.701	31.787	<b>1'43.559</b> 1'43.639	6	0.080	
7 72 Y. RUIZ	ESP	Yamaha YZF R6	25.557	15.569 +0.050	30.489 +0.069	31.967	<b>1'43.582</b> 1'43.701	7	0.119	
8 99 A. HUERTAS	ESP	Kawasaki ZX-6R	25.588 +0.088	15.503 +0.108	30.553	31.972	<b>1'43.616</b> 1'43.812	9	0.196	
9 64 F. CARICASULO	ITA	Ducati Panigale V2	25.613	15.532 +0.109	30.549	32.004 +0.036	<b>1'43.698</b> 1'43.843	10	0.145	
10 48 L. DALLA PORTA	ITA	Yamaha YZF R6	25.647	15.503	30.629 +0.033	31.945	<b>1'43.724</b> 1'43.757	8	0.033	
11 21 F. FULIGNI	ITA	Yamaha YZF R6	25.660 +0.090	15.566 +0.020	30.628	32.003 +0.022	<b>1'43.857</b> 1'43.989	12	0.132	
12 28 G. VAN STRALEN	NED	Yamaha YZF R6	25.664	15.611 +0.118	30.559 +0.061	32.038 +0.060	<b>1'43.872</b> 1'44.111	15	0.239	
13 40 S. CORSI	ITA	Yamaha YZF R6	25.785	15.532 +0.018	30.716	31.914 +0.030	<b>1'43.947</b> 1'43.995	13	0.048	
14 50 D. VOSTATEK	CZE	Triumph Street Triple RS 765	25.743	15.594	30.690 +0.124	31.939 +0.062	<b>1'43.966</b> 1'44.152	16	0.186	
15 9 J. NAVARRO	ESP	Yamaha YZF R6	25.717	15.529	30.736 +0.034	32.007	<b>1'43.989</b> 1'44.023	14	0.034	
16 66 N. TUULI	FIN	Triumph Street Triple RS 765	25.667 +0.115	15.551 +0.070	30.822 +0.054	32.046	<b>1'44.086</b> 1'44.325	18	0.239	
17 95 T. MACKENZIE	GBR	Honda CBR600RR	25.682	15.473 +0.042	30.918 +0.068	32.072 +0.002	<b>1'44.145</b> 1'44.257	17	0.112	
18 20 M. VAN DER VOORT	NED	Yamaha YZF R6	25.790 +0.038	15.591 +0.049	30.811	32.024 +0.092	<b>1'44.216</b> 1'44.395	19	0.179	
19 12 G. GIANNINI	ITA	Kawasaki ZX-6R	25.799 +0.135	15.607	30.902 +0.080	32.039	<b>1'44.347</b> 1'44.562	21	0.215	
20 24 A. WONGTHANANON	THA	Yamaha YZF R6	26.023	15.505	30.742	32.238	<b>1'44.508</b> 1'44.508	20		
21 51 A. SARMOON	THA	Yamaha YZF R6	25.929	15.658	30.692	32.334 +0.099	<b>1'44.613</b> 1'44.712	22	0.099	
22 89 K. BIN PAWI	MAS	Honda CBR600RR	25.855	15.643	30.865 +0.075	32.354 +0.098	<b>1'44.717</b> 1'44.890	24	0.173	
23 32 D. BAYLISS	AUS	Ducati Panigale V2	25.902	15.612	30.943	32.279	<b>1'44.736</b> 1'44.736	23		
24 26 M. NORRODIN	MAS	Honda CBR600RR	25.882 +0.098	15.598	31.036 +0.014	32.544 +0.011	<b>1'45.060</b> 1'45.183	25	0.123	
25 37 J. PEREZ GONZALEZ	ESP	Ducati Panigale V2	26.001	15.731 +0.013	31.179 +0.157	32.257 +0.130	<b>1'45.168</b> 1'45.468	26	0.300	
26 27 A. DIAZ	ESP	Yamaha YZF R6	26.037 +0.060	15.779 +0.001	31.123	32.403 +0.070	<b>1'45.342</b> 1'45.473	27	0.131	
27 35 L. TACCINI	ITA	Kawasaki ZX-6R	26.112	15.812	31.266 +0.208	32.442 +0.151	<b>1'45.632</b> 1'45.991	29	0.359	
28 75 M. PONS PAYERAS	ESP	Yamaha YZF R6	26.296 +0.204	15.795	31.075	32.468	<b>1'45.634</b> 1'45.838	28	0.204	
94 V. DEBISE	FRA	Yamaha YZF R6	One or more sectors missing					1'43.979		
<b>Overall Ideal Time</b>			25.411	15.320	30.318	31.542	<b>1'42.591</b>			

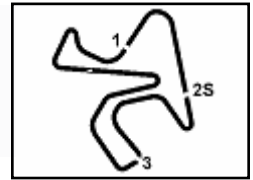
29/10/2023

These data/results cannot be reproduced, stored and/or transmitted in whole or in part by any manner of electronic, mechanical, photocopying, recording, broadcasting or otherwise now known or herein after developed without the previous express consent by the copyright owner, except for reproduction in daily press and regular printed publications on sale to the public within 60 days of the event related to those data/results and always provided that copyright symbol appears together as follows below.

© DORNA WSBK ORGANIZATION Srl 2023

FIGR PERUGIA TIMING





**Prometeon Spanish Round, 27 - 29 October 2023**  
**Chronological Analysis Warm Up**

1° 11 N. BULEGA [1'42.607]								6° 54 B. SOFUOGLU [1'43.639]							
Lap	Seg.1	Seg.2	Seg.3	Seg.4	Lap Time	km/h	Local Time	Lap	Seg.1	Seg.2	Seg.3	Seg.4	Lap Time	km/h	Local Time
1							9:26'31.403	1							9:25'28.849
2	32.582	15.736	32.748	32.721	1'53.787P	239,0	9:28'25.190	2	38.854	16.078	33.047	32.584	2'00.563P	240,5	9:27'29.412
3	<b>25.427</b>	<b>15.320</b>	<b>30.318</b>	<b>31.542</b>	<b>1'42.607</b>	241,6	9:30'07.797	3	26.676	15.494	30.998	32.276	1'45.444	243,2	9:29'14.856
4	32.216	15.572	30.667	32.282	1'50.737	242,1	9:31'58.534	4	25.965	15.524	30.876	32.151	1'44.516	242,1	9:30'59.372
5	1'00.736	16.159	30.776	31.958	2'19.629	239,5	9:34'18.163	5	25.982	15.505	34.008	32.285	1'47.780	243,2	9:32'47.152
6	25.490	15.386	30.478	32.158	1'43.512	243,2	9:36'01.675	6	25.863	15.415	30.881	31.921	1'44.080	243,7	9:34'31.232
7	25.576	15.338	30.924	31.703	1'43.541	<b>243,7</b>	9:37'45.216	7	<b>25.672</b>	15.462	30.857	31.859	1'43.850	243,7	9:36'15.082
8	25.539	15.366	30.538	31.617	1'43.060	243,2	9:39'28.276	8	25.752	<b>15.399</b>	<b>30.701</b>	<b>31.787</b>	<b>1'43.639</b>	<b>245,3</b>	9:37'58.721
9	25.788	15.471	30.453	31.690	1'43.402	242,1	9:41'11.678	9	26.395	15.975	31.299	32.332	1'46.001C	241,6	9:39'44.722
								10	25.814	16.646	32.055	33.734	1'48.249	193,9	9:41'32.971

2° 23 M. SCHROETTER [1'43.344]								7° 72 Y. RUIZ [1'43.701]							
Lap	Seg.1	Seg.2	Seg.3	Seg.4	Lap Time	km/h	Local Time	Lap	Seg.1	Seg.2	Seg.3	Seg.4	Lap Time	km/h	Local Time
1							9:25'34.255	1							9:25'21.802
2	34.342	15.707	31.662	32.496	1'54.207P	241,6	9:27'28.462	2	31.944	15.999	31.371	32.809	1'52.123P	235,9	9:27'13.925
3	26.047	15.468	30.832	31.993	1'44.340C	242,1	9:29'12.802	3	25.849	15.642	30.663	32.295	1'44.449	238,4	9:28'58.374
4	25.788	15.398	33.917	33.883	1'48.986	<b>243,7</b>	9:31'01.788	4	25.691	15.602	30.774	32.129	1'44.196	239,5	9:30'42.570
5	25.843	15.524	31.170	31.975	1'44.512	242,1	9:32'46.300	5	25.944	15.602	<b>30.489</b>	32.304	1'44.339	242,6	9:32'26.909
6	25.593	15.420	30.708	31.896	1'43.617	242,1	9:34'29.917	6	<b>25.557</b>	15.619	30.558	<b>31.967</b>	<b>1'43.701</b>	234,9	9:34'10.610
7	<b>25.589</b>	<b>15.348</b>	30.712	32.008	1'43.657	<b>243,7</b>	9:36'13.574	7	25.781	<b>15.569</b>	31.030	36.169	1'48.549	<b>243,2</b>	9:35'59.159
8	25.602	15.418	<b>30.548</b>	<b>31.776</b>	<b>1'43.344</b>	243,2	9:37'56.918	8	25.746	15.701	30.690	32.288	1'44.425	237,4	9:37'43.584
9	29.311	15.693	32.782	33.630	1'51.416C	242,6	9:39'48.334	9	25.904	15.723	30.751	32.233	1'44.611	236,9	9:39'28.195
10	25.647	15.452	30.709	32.018	1'43.826	242,6	9:41'32.160	10	25.765	15.795	30.628	32.372	1'44.560	239,5	9:41'12.755

3° 62 S. MANZI [1'43.384]								8° 48 L. DALLA PORTA [1'43.757]							
Lap	Seg.1	Seg.2	Seg.3	Seg.4	Lap Time	km/h	Local Time	Lap	Seg.1	Seg.2	Seg.3	Seg.4	Lap Time	km/h	Local Time
1							9:26'32.738	1							9:25'26.984
2	34.038	16.416	31.483	32.358	1'54.295P	237,4	9:28'27.033	2	35.248	16.595	33.444	32.926	1'58.213P	236,4	9:27'25.197
3	26.073	15.751	30.743	32.049	1'44.616	<b>243,2</b>	9:30'11.649	3	26.252	15.609	31.025	32.043	1'44.929	241,6	9:29'10.126
4	25.632	15.554	30.531	31.891	1'43.608	240,0	9:31'55.257	4	25.956	15.548	31.002	31.980	1'44.486	243,2	9:30'54.612
5	25.537	<b>15.549</b>	30.468	<b>31.879</b>	1'43.433	241,1	9:33'38.690	5	25.761	15.570	30.828	32.106	1'44.265	240,0	9:32'38.877
6	25.490	15.577	30.451	31.958	1'43.476	238,4	9:35'22.166	6	25.779	15.546	30.664	32.056	1'44.045	241,6	9:34'22.922
7	<b>25.411</b>	15.651	30.410	32.053	1'43.525	236,9	9:37'05.691	7	<b>25.647</b>	<b>15.503</b>	30.662	<b>31.945</b>	<b>1'43.757</b>	<b>243,7</b>	9:36'06.679
8	28.302	15.923	30.933	32.125	1'47.283	237,4	9:38'52.974	8	25.695	15.569	<b>30.629</b>	31.953	1'43.846	242,1	9:37'50.525
9	25.476	15.625	<b>30.352</b>	31.931	<b>1'43.384</b>	238,4	9:40'36.358	9	25.912	15.816	33.674	32.665	1'48.067	242,1	9:39'38.592
								10	25.674	15.526	31.041	32.067	1'44.308	241,6	9:41'22.900

4° 61 C. ONCU [1'43.441]								9° 99 A. HUERTAS [1'43.812]							
Lap	Seg.1	Seg.2	Seg.3	Seg.4	Lap Time	km/h	Local Time	Lap	Seg.1	Seg.2	Seg.3	Seg.4	Lap Time	km/h	Local Time
1							9:25'14.109	1							9:26'02.380
2	31.542	16.694	32.678	32.245	1'53.159P	209,0	9:27'07.268	2	31.729	16.047	31.196	32.653	1'51.625P	236,4	9:27'54.005
3	25.763	15.533	30.693	32.054	1'44.043	241,6	9:28'51.311	3	25.904	15.627	30.651	32.201	1'44.383	239,0	9:29'38.388
4	25.573	15.647	30.567	<b>31.866</b>	1'43.653	237,9	9:30'34.964	4	25.676	15.611	<b>30.553</b>	<b>31.972</b>	<b>1'43.812</b>	239,5	9:31'22.200
5	25.706	15.602	30.613	32.103	1'44.024	237,9	9:32'18.988	5	25.775	15.659	30.694	32.128	1'44.256	<b>240,0</b>	9:33'06.456
6	41.752	16.010	<b>30.508</b>	31.951	2'00.221	240,0	9:34'19.209	6	25.680	<b>15.503</b>	30.882	31.975	1'44.040	239,0	9:34'50.496
7	<b>25.475</b>	<b>15.463</b>	30.592	31.911	<b>1'43.441</b>	240,0	9:36'02.650	7	<b>25.588</b>	15.630	30.598	32.051	1'43.867	239,0	9:36'34.363
8	25.747	15.479	30.619	32.073	1'43.918	<b>243,7</b>	9:37'46.568	8	25.743	15.531	30.739	32.010	1'44.023	239,0	9:38'18.386
9	25.656	15.542	30.712	32.030	1'43.940	241,6	9:39'30.508	9	25.751	15.561	30.721	32.056	1'44.089	239,5	9:40'02.475
10	25.563	15.489	30.571	32.046	1'43.669	240,5	9:41'14.177								

5° 3 R. DE ROSA [1'43.559]								10° 64 F. CARICASULO [1'43.843]							
Lap	Seg.1	Seg.2	Seg.3	Seg.4	Lap Time	km/h	Local Time	Lap	Seg.1	Seg.2	Seg.3	Seg.4	Lap Time	km/h	Local Time
1							9:26'18.409	1							9:26'08.806
2	41.153	18.284	34.066	33.500	2'07.003P	206,7	9:28'25.412	2	33.164	16.048	32.635	32.875	1'54.722P	239,5	9:28'03.528
3	25.916	15.633	31.192	32.229	1'44.970	239,5	9:30'10.382	3	26.085	15.579	31.003	32.101	1'44.768	240,5	9:29'48.296
4	25.865	15.807	30.838	32.054	1'44.564	235,4	9:31'54.946	4	25.692	15.560	30.662	32.078	1'43.992	<b>241,1</b>	9:31'32.288
5	25.650	15.727	30.988	31.830	1'44.195	238,4	9:33'39.141	5	25.812	<b>15.532</b>	30.631	<b>32.004</b>	1'43.979	<b>241,1</b>	9:33'16.267
6	25.647	<b>15.502</b>	30.883	31.866	1'43.898	<b>241,1</b>	9:35'23.039	6	25.692	15.616	30.810	32.214	1'44.332	239,5	9:35'00.599
7	25.655	15.591	30.654	31.851	1'43.751	240,5	9:37'06.790	7	<b>25.613</b>	15.641	<b>30.549</b>	32.040	<b>1'43.843</b>	239,5	9:36'44.442
8	27.728	15.975	31.271	32.027	1'47.001	236,9	9:38'53.791	8	26.703	18.472	36.110	32.164	1'53.449	162,7	9:38'37.891
9	<b>25.616</b>	15.557	<b>30.600</b>	<b>31.786</b>	<b>1'43.559</b>	240,5	9:40'37.350	9	25.619	15.559	30.915	32.824	1'44.917	240,0	9:40'22.808

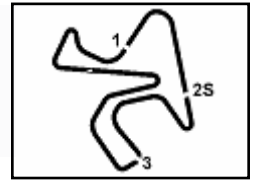
29/10/2023

P = Pits In/Out - C = Lap Time Cancelled

These data/results cannot be reproduced, stored and/or transmitted in whole or in part by any manner of electronic, mechanical, photocopying, recording, broadcasting or otherwise now known or herein after developed without the previous express consent by the copyright owner, except for reproduction in daily press and regular printed publications on sale to the public within 60 days of the event related to those data/results and always provided that copyright symbol appears together as follows below.

© DORNA WSBK ORGANIZATION Srl 2023





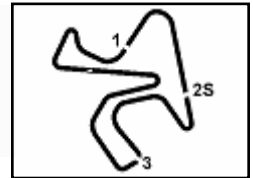
**Prometeon Spanish Round, 27 - 29 October 2023**  
**Chronological Analysis Warm Up**

11° 94 V. DEBISE [1'43.979]								16° 50 O. VOSTATEK [1'44.152]							
Lap	Seg.1	Seg.2	Seg.3	Seg.4	Lap Time	km/h	Local Time	Lap	Seg.1	Seg.2	Seg.3	Seg.4	Lap Time	km/h	Local Time
1							9:26'54.065	1							9:25'15.953
2					1'45.419		9:28'39.484	2	31.604	15.938	34.413	32.376	1'54.331P	241,1	9:27'10.284
3					1'43.979		9:30'23.463	3	26.141	15.599	31.657	32.351	1'45.748	245,9	9:28'56.032
4					7'24.148P		9:37'47.611	4	26.122	15.710	30.690	31.939	1'44.461	238,4	9:30'40.493
5	36.179	16.095	32.893	32.738	1'57.905P	237,4	9:39'45.516	5	25.743	15.594	30.814	32.001	1'44.152	245,9	9:32'24.645
6	25.842	15.588	30.716	31.981	1'44.127	240,5	9:41'29.643	6	25.822	15.636	30.847	32.037	1'44.342	240,5	9:34'08.987
								7	25.758	15.660	30.746	32.013	1'44.177	239,5	9:35'53.164
								8	25.743	15.677	30.761	32.179	1'44.360	241,1	9:37'37.524
								9	30.079	16.076	33.516	32.026	1'51.697	231,9	9:39'29.221
								10	25.843	15.635	30.880	31.976	1'44.334	244,3	9:41'13.555
12° 21 F. FULIGNI [1'43.989]								17° 95 T. MACKENZIE [1'44.257]							
Lap	Seg.1	Seg.2	Seg.3	Seg.4	Lap Time	km/h	Local Time	Lap	Seg.1	Seg.2	Seg.3	Seg.4	Lap Time	km/h	Local Time
1							9:25'31.732	1							9:25'28.753
2	34.136	16.034	32.006	32.646	1'54.822P	238,4	9:27'26.554	2	34.415	16.051	33.261	33.012	1'56.739P	236,9	9:27'25.492
3	26.174	15.566	31.032	32.140	1'44.912	243,7	9:29'11.466	3	26.188	15.473	31.196	32.201	1'45.058	240,0	9:29'10.550
4	25.909	15.661	30.938	33.164	1'45.672	244,8	9:30'57.138	4	25.842	15.474	31.044	32.087	1'44.447	240,5	9:30'54.997
5	25.750	15.586	30.628	32.025	1'43.989	243,7	9:32'41.127	5	25.682	15.515	30.986	32.074	1'44.257	237,9	9:32'39.254
6	25.747	15.628	30.749	32.003	1'44.127	240,5	9:34'25.254	6	25.847	15.497	30.918	32.200	1'44.462	239,0	9:34'23.716
7	25.660	15.581	31.833	33.023	1'46.097	241,6	9:36'11.351	7	25.827	15.540	30.931	32.132	1'44.430	238,4	9:36'08.146
8	25.872	15.620	30.782	32.109	1'44.383	241,6	9:37'55.734	8	25.798	15.624	30.923	32.072	1'44.417	236,4	9:37'52.563
9	25.990	16.768	32.109	32.739	1'47.606C	230,0	9:39'43.340								
10	25.734	15.742	31.087	32.361	1'44.924	240,5	9:41'28.264								
13° 40 S. CORSI [1'43.995]								18° 66 N. TUULI [1'44.325]							
Lap	Seg.1	Seg.2	Seg.3	Seg.4	Lap Time	km/h	Local Time	Lap	Seg.1	Seg.2	Seg.3	Seg.4	Lap Time	km/h	Local Time
1							9:25'15.226	1							9:25'28.198
2	31.519	16.085	33.767	32.881	1'54.252P	235,9	9:27'09.478	2	34.390	16.294	33.099	32.809	1'56.592P	240,0	9:27'24.790
3	26.398	15.532	31.695	32.326	1'45.951	241,6	9:28'55.429	3	26.126	15.643	31.125	32.274	1'45.168	238,4	9:29'09.958
4	25.915	15.644	30.778	31.934	1'44.271	238,4	9:30'39.700	4	25.974	15.668	30.822	32.085	1'44.549	239,5	9:30'54.507
5	25.785	15.550	30.716	31.944	1'43.995	239,0	9:32'23.695	5	25.667	15.744	36.362	32.620	1'50.393	236,9	9:32'44.900
6	26.565	16.129	31.352	34.061	1'48.107	233,4	9:34'11.802	6	25.782	15.621	30.876	32.046	1'44.325	240,5	9:34'29.225
7	25.963	15.601	30.987	32.128	1'44.679	238,4	9:35'56.481	7	25.760	15.551	31.827	34.697	1'47.835	241,1	9:36'17.060
8	25.876	15.560	30.778	31.914	1'44.128	237,9	9:37'40.609	8	25.875	15.661	31.262	32.231	1'45.029	239,5	9:38'02.089
9	26.829	16.494	31.540	33.657	1'48.520	224,8	9:39'29.129	9	29.459	16.229	31.230	32.905	1'49.823C	237,4	9:39'51.912
10	25.882	15.550	30.836	32.078	1'44.346	237,9	9:41'13.475	10	25.828	15.681	30.920	32.142	1'44.571	241,1	9:41'36.483
14° 9 J. NAVARRO [1'44.023]								19° 20 M. VAN DER VOORT [1'44.395]							
Lap	Seg.1	Seg.2	Seg.3	Seg.4	Lap Time	km/h	Local Time	Lap	Seg.1	Seg.2	Seg.3	Seg.4	Lap Time	km/h	Local Time
1							9:25'33.390	1							9:25'03.485
2	32.708	15.833	31.805	32.740	1'53.086P	244,3	9:27'26.476	2	33.045	16.215	31.881	32.793	1'53.934P	235,9	9:26'57.419
3	26.059	15.595	31.031	32.167	1'44.852	240,5	9:29'11.328	3	26.309	15.671	31.182	32.167	1'45.329	239,0	9:28'42.748
4	25.965	15.616	30.864	32.098	1'44.543	241,1	9:30'55.871	4	26.953	15.591	30.977	32.215	1'45.736	239,0	9:30'28.484
5	25.745	15.906	38.017	32.353	1'52.021	191,3	9:32'47.892	5	25.905	15.640	31.012	32.296	1'44.853	239,5	9:32'13.337
6	25.806	15.533	30.736	32.049	1'44.124	241,1	9:34'32.016	6	25.828	15.640	30.811	32.116	1'44.395	239,0	9:33'57.732
7	25.717	15.529	30.770	32.007	1'44.023	242,6	9:36'16.039	7	25.790	15.617	30.959	32.203	1'44.569	236,9	9:35'42.301
8	25.725	15.556	30.754	32.040	1'44.075	242,1	9:38'00.114	8	25.846	15.678	30.971	32.150	1'44.645	238,4	9:37'26.946
9	30.917	18.633	33.632	34.974	1'58.156C	157,8	9:39'58.270	9	27.298	15.648	30.929	32.024	1'45.899	239,5	9:39'12.845
10	27.123	16.177	32.262	33.425	1'48.987	236,4	9:41'47.257	10	25.831	15.615	31.711	32.687	1'45.844	240,5	9:40'58.689
15° 28 G. VAN STRAALEN [1'44.111]								20° 24 A. WONGTHANANON [1'44.508]							
Lap	Seg.1	Seg.2	Seg.3	Seg.4	Lap Time	km/h	Local Time	Lap	Seg.1	Seg.2	Seg.3	Seg.4	Lap Time	km/h	Local Time
1							9:24'56.968	1							9:25'02.824
2	37.268	16.173	31.650	32.204	1'57.295P	234,4	9:26'54.263	2	34.349	16.288	31.400	40.214	2'02.251P	237,9	9:27'05.075
3	25.879	15.677	30.989	32.382	1'44.927C	239,5	9:28'39.190	3	27.231	15.926	32.289	32.353	1'47.799	238,4	9:28'52.874
4	25.800	15.650	30.891	32.103	1'44.444	238,4	9:30'23.634	4	26.023	15.505	30.742	32.238	1'44.508	240,5	9:30'37.382
5	25.675	15.832	30.621	32.079	1'44.207	236,4	9:32'07.841	5	26.044	15.586	31.043	32.522	1'45.195	238,4	9:32'22.577
6	25.777	15.611	30.634	32.367	1'44.389	238,4	9:33'52.230	6	33.704	15.973	31.753	32.444	1'53.874	238,4	9:34'16.451
7	25.664	15.729	30.620	32.098	1'44.111	236,9	9:35'36.341								
8	32.972	15.701	30.900	32.038	1'51.611	239,0	9:37'27.952								
9	25.706	15.683	30.559	32.175	1'44.123	237,9	9:39'12.075								
10	25.757	15.726	30.643	32.542	1'44.668	238,4	9:40'56.743								
21° 12 G. GIANNINI [1'44.562]															
Lap	Seg.1	Seg.2	Seg.3	Seg.4	Lap Time	km/h	Local Time								
1							9:25'16.834								

29/10/2023 P = Pits In/Out - C = Lap Time Cancelled

These data/results cannot be reproduced, stored and/or transmitted in whole or in part by any manner of electronic, mechanical, photocopying, recording, broadcasting or otherwise now known or herein after developed without the previous express consent by the copyright owner, except for reproduction in daily press and regular printed publications on sale to the public within 60 days of the event related to those data/results and always provided that copyright symbol appears together as follows below.

© DORNA WSBK ORGANIZATION Srl 2023



Jerez 4.423 m

**Prometeon Spanish Round, 27 - 29 October 2023**  
**Chronological Analysis Warm Up**

3 / 3

2	31.093	15.956	33.287	32.718	1'53.054P	234,9	9:27'09.888
3	26.179	15.628	31.601	32.441	1'45.849	<b>239,0</b>	9:28'55.737
4	25.934	<b>15.607</b>	30.982	<b>32.039</b>	<b>1'44.562</b>	237,9	9:30'40.299
5	<b>25.799</b>	15.669	31.254	32.529	1'45.251	237,4	9:32'25.550
6	25.994	15.750	<b>30.902</b>	32.188	1'44.834	236,4	9:34'10.384
7	25.810	15.668	31.006	32.191	1'44.675	236,9	9:35'55.059
8	26.028	15.738	30.907	32.167	1'44.840	235,9	9:37'39.899

1							9:25'04.242
2	33.727	16.503	32.566	33.710	1'56.506P	235,4	9:27'00.748
3	26.700	15.899	31.853	32.816	1'47.268	234,9	9:28'48.016
4	26.660	15.894	31.670	32.812	1'47.036	237,9	9:30'35.052
5	26.196	<b>15.731</b>	31.211	32.475	1'45.613	<b>239,5</b>	9:32'20.665
6	<b>26.001</b>	15.744	31.336	32.387	<b>1'45.468</b>	237,9	9:34'06.133
7	26.202	15.805	<b>31.179</b>	32.349	1'45.535	236,4	9:35'51.668
8	26.244	15.984	31.232	<b>32.257</b>	1'45.717	233,9	9:37'37.385
9	26.273	15.775	31.203	32.534	1'45.785	237,9	9:39'23.170
10	26.371	16.783	32.397	32.708	1'48.259	233,4	9:41'11.429

**22° 51 A. SARMOON [1'44.712]**

Lap	Seg.1	Seg.2	Seg.3	Seg.4	Lap Time	km/h	Local Time
1							9:25'03.130
2	33.928	18.133	32.126	36.933	2'01.120P	229,0	9:27'04.250
3	28.185	16.110	31.248	32.465	1'48.008	230,9	9:28'52.258
4	26.026	15.676	30.880	32.388	1'44.970	236,4	9:30'37.228
5	<b>25.929</b>	<b>15.658</b>	<b>30.692</b>	32.433	<b>1'44.712</b>	236,4	9:32'21.940
6	26.109	15.806	31.176	34.350	1'47.441	235,9	9:34'09.381
7	26.148	15.729	30.734	32.408	1'45.019	236,4	9:35'54.400
8	31.458	15.737	31.289	32.748	1'51.232	234,9	9:37'45.632
9	26.100	15.683	31.237	<b>32.334</b>	1'45.354	236,9	9:39'30.986
10	25.989	15.755	30.903	32.952	1'45.599	<b>237,4</b>	9:41'16.585

**27° 27 A. DIAZ [1'45.473]**

Lap	Seg.1	Seg.2	Seg.3	Seg.4	Lap Time	km/h	Local Time
1							9:26'27.498
2	34.339	17.316	33.508	33.707	1'58.870P	231,4	9:28'26.368
3	26.565	15.890	31.310	<b>32.403</b>	1'46.168	<b>239,0</b>	9:30'12.536
4	26.160	15.840	31.365	32.544	1'45.909	236,9	9:31'58.445
5	26.097	15.780	<b>31.123</b>	32.473	<b>1'45.473</b>	237,4	9:33'43.918
6	26.503	<b>15.779</b>	31.203	32.646	1'46.131	237,4	9:35'30.049
7	26.255	15.901	31.249	32.416	1'45.821	236,4	9:37'15.870
8	26.070	16.236	33.734	32.541	1'48.581	236,4	9:39'04.451
9	<b>26.037</b>	15.788	31.939	32.597	1'46.361	236,4	9:40'50.812

**23° 32 O. BAVLISS [1'44.736]**

Lap	Seg.1	Seg.2	Seg.3	Seg.4	Lap Time	km/h	Local Time
1							9:25'15.958
2	32.455	16.160	33.864	33.429	1'55.908P	239,0	9:27'11.866
3	26.795	15.877	31.759	32.685	1'47.116	237,9	9:28'58.982
4	26.206	15.750	31.450	33.146	1'46.552	240,0	9:30'45.534
5	26.114	15.801	31.176	32.562	1'45.653	239,0	9:32'31.187
6	26.106	18.428	32.628	32.461	1'49.623	150,7	9:34'20.810
7	25.960	15.795	34.248	32.534	1'48.537	239,0	9:36'09.347
8	26.000	15.651	31.043	32.518	1'45.212	240,0	9:37'54.559
9	28.462	17.128	32.907	32.765	1'51.262C	214,7	9:39'45.821
10	<b>25.902</b>	<b>15.612</b>	<b>30.943</b>	<b>32.279</b>	<b>1'44.736</b>	<b>242,1</b>	9:41'30.557

**28° 75 M. PONS PAYERAS [1'45.838]**

Lap	Seg.1	Seg.2	Seg.3	Seg.4	Lap Time	km/h	Local Time
1							9:25'14.443
2	31.805	16.331	33.111	33.176	1'54.423P	225,7	9:27'08.866
3	26.506	15.991	31.555	32.787	1'46.839	228,5	9:28'55.705
4	26.319	15.858	31.606	32.605	1'46.388	229,0	9:30'42.093
5	26.359	16.044	31.264	32.704	1'46.371	<b>232,4</b>	9:32'28.464
6	26.351	15.961	31.371	32.848	1'46.531	230,0	9:34'14.995
7	26.409	16.071	31.236	32.873	1'46.589	230,9	9:36'01.584
8	26.500	<b>15.795</b>	<b>31.075</b>	<b>32.468</b>	<b>1'45.838</b>	230,9	9:37'47.422
9	<b>26.296</b>	15.815	31.157	32.772	1'46.040	231,4	9:39'33.462
10	26.432	16.011	31.462	33.006	1'46.911	229,0	9:41'20.373

**24° 89 K. BIN PAWI [1'44.890]**

Lap	Seg.1	Seg.2	Seg.3	Seg.4	Lap Time	km/h	Local Time
1							9:25'09.742
2	39.722	16.250	32.502	32.734	2'01.208P	236,4	9:27'10.950
3	26.166	15.799	31.452	32.501	1'45.918	237,9	9:28'56.868
4	25.980	15.710	31.117	32.573	1'45.380	239,0	9:30'42.248
5	26.132	15.677	31.025	32.609	1'45.443	239,0	9:32'27.691
6	25.982	15.761	<b>30.865</b>	32.463	1'45.071	236,9	9:34'12.762
7	<b>25.855</b>	<b>15.643</b>	30.940	32.452	<b>1'44.890</b>	239,5	9:35'57.652
8	31.843	15.870	33.502	<b>32.354</b>	1'53.569	236,9	9:37'51.221
9	26.011	15.800	31.096	32.557	1'45.464	<b>240,0</b>	9:39'36.685
10	28.170	15.821	31.309	32.757	1'48.057	236,9	9:41'24.742

**29° 35 L. TACCINI [1'45.991]**

Lap	Seg.1	Seg.2	Seg.3	Seg.4	Lap Time	km/h	Local Time
1							9:25'48.284
2	33.156	16.438	33.031	33.312	1'55.937P	234,4	9:27'44.221
3	26.609	16.039	31.913	32.764	1'47.325	234,4	9:29'31.546
4	26.256	15.937	<b>31.266</b>	32.653	1'46.112	235,4	9:31'17.658
5	26.303	16.005	31.446	32.610	1'46.364	235,4	9:33'04.022
6	26.505	16.233	31.969	<b>32.442</b>	1'47.149	226,7	9:34'51.171
7	<b>26.112</b>	<b>15.812</b>	31.474	32.593	<b>1'45.991</b>	<b>235,9</b>	9:36'37.162
8	26.231	15.879	31.670	33.140	1'46.920	<b>235,9</b>	9:38'24.082
9	26.331	16.138	31.768	33.867	1'48.104	234,4	9:40'12.186

**25° 26 M. NORRODIN [1'45.183]**

Lap	Seg.1	Seg.2	Seg.3	Seg.4	Lap Time	km/h	Local Time
1							9:25'15.054
2	32.076	16.047	33.639	33.274	1'55.036P	235,4	9:27'10.090
3	26.163	15.663	31.538	32.557	1'45.921	<b>239,5</b>	9:28'56.011
4	26.291	15.655	31.366	32.572	1'45.884	238,4	9:30'41.895
5	25.918	15.602	<b>31.036</b>	32.630	1'45.186	236,9	9:32'27.081
6	28.653	15.741	31.105	<b>32.544</b>	1'48.043	236,9	9:34'15.124
7	26.362	15.819	31.653	32.661	1'46.495	236,4	9:36'01.619
8	25.980	<b>15.598</b>	31.050	32.555	<b>1'45.183</b>	239,0	9:37'46.802
9	25.895	15.739	31.046	32.605	1'45.285	<b>239,5</b>	9:39'32.087
10	<b>25.882</b>	15.708	31.167	33.036	1'45.793	238,4	9:41'17.880

**26° 37 J. PEREZ GONZALEZ [1'45.468]**

Lap	Seg.1	Seg.2	Seg.3	Seg.4	Lap Time	km/h	Local Time
-----	-------	-------	-------	-------	----------	------	------------

29/10/2023

P = Pits In/Out - C = Lap Time Cancelled

These data/results cannot be reproduced, stored and/or transmitted in whole or in part by any manner of electronic, mechanical, photocopying, recording, broadcasting or otherwise now known or herein after developed without the previous express consent by the copyright owner, except for reproduction in daily press and regular printed publications on sale to the public within 60 days of the event related to those data/results and always provided that copyright symbol appears together as follows below.

© DORNA WSBK ORGANIZATION Srl 2023



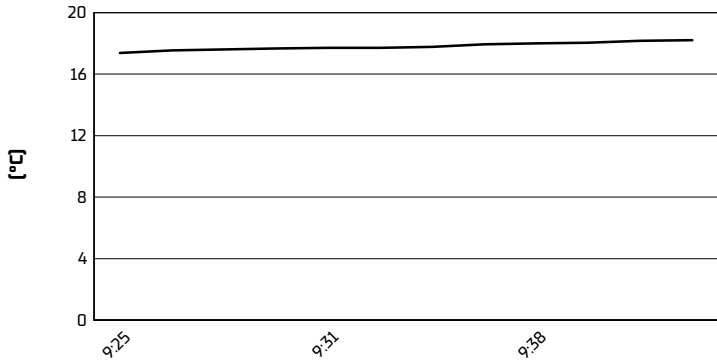


**Prometeon Spanish Round, 27 - 29 October 2023**

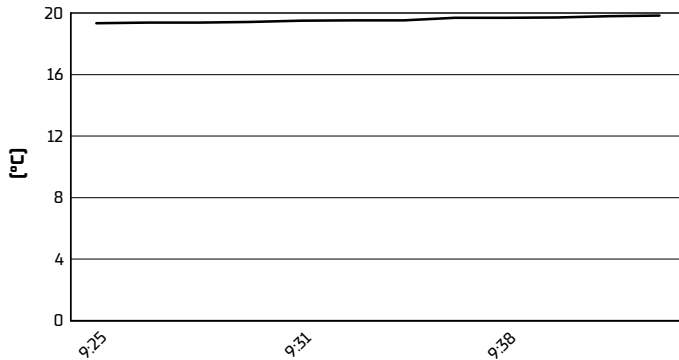
**Weather Report Warm Up**

Session started 09:25 - Session ended 9:43


**Air Temperature**



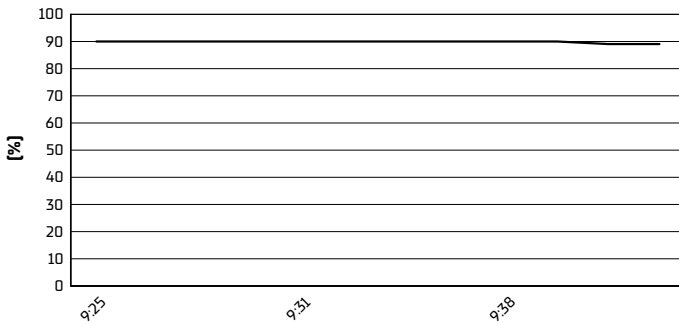
**Track Temperature**



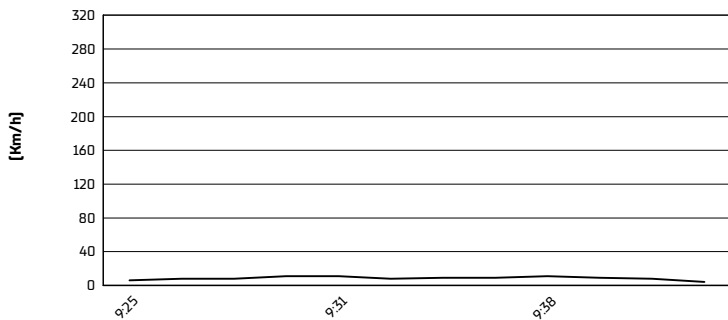
**Air Pressure**



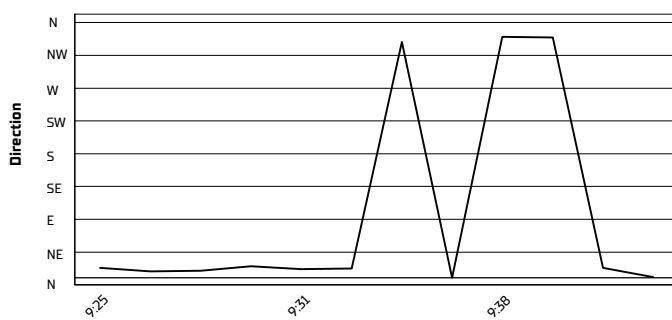
**Humidity**



**Wind Speed**



**Wind Direction**



29/10/2023

These data/results cannot be reproduced, stored and/or transmitted in whole or in part by any manner of electronic, mechanical, photocopying, recording, broadcasting or otherwise now known or herein after developed without the previous express consent by the copyright owner, except for reproduction in daily press and regular printed publications on sale to the public within 60 days of the event related to those data/results and always provided that copyright symbol appears together as follows below.

© DORNA WSBK ORGANIZATION Srl 2023