

Motul Indonesian Round, 3-5 March 2023

Results Race 2 - Red Flag

Laps 7 = 30,100 Km - Time of Race 10'56.263 - Avg. 165,117 km/h

1 / 2

Pos	Grid	No. Rider	Nat	Team	Bike	Class	LL	Int.	Gap	Rel.	Fastest Lap	Speed	Qualifying	Speed
1	7	21 M. RINALDI	ITA	Aruba.it Racing - Ducati	Ducati Panigale V4R		7	FL			1'32.668	292,7	1'32.542	292,7
2	1	54 T. RAZGATLIOGLU	TUR	Pata Yamaha Prometeon WorldSBK	Yamaha YZF R1		7	FL	2.425	2.425	1'33.260	291,9	1'32.037	286,5
3	6	97 X. VIERGE	ESP	Team HRC	Honda CBR1000 RR-R		6	I3.2	1 Lap	1 Lap	1'33.464	289,5	1'33.094	293,5
4	10	1 A. BAUTISTA	ESP	Aruba.it Racing - Ducati	Ducati Panigale V4R		6	I3.2	1 Lap	0.233	1'33.270	288,8	1'32.202	295,9
5	4	65 J. REA	GBR	Kawasaki Racing Team WorldSBK	Kawasaki ZX-10RR		6	I3.2	1 Lap	0.246	1'33.686	288,8	1'32.550	291,9
6	5	47 A. BASSANI	ITA	Motocorsa Racing	Ducati Panigale V4R	IND	6	I3.2	1 Lap	0.231	1'33.227	294,3	1'32.638	289,5
7	2	55 A. LOCATELLI	ITA	Pata Yamaha Prometeon WorldSBK	Yamaha YZF R1		6	I3.2	1 Lap	1.261	1'33.398	291,1	1'32.106	286,5
8	11	9 D. PETRUCCI	ITA	Barni Spark Racing Team	Ducati Panigale V4R	IND	6	I3.2	1 Lap	0.115	1'33.305	288,8	1'32.709	291,9
9	15	7 I. LECUONA	ESP	Team HRC	Honda CBR1000 RR-R		6	I3.2	1 Lap	0.162	1'33.107	289,5	1'33.943	289,5
10	12	77 D. AEGERTER	SUI	GYTR GRT Yamaha WorldSBK Team	Yamaha YZF R1	IND	6	I3.2	1 Lap	2.254	1'33.619	285,7	1'33.035	285,0
11	20	87 R. GARDNER	AUS	GYTR GRT Yamaha WorldSBK Team	Yamaha YZF R1	IND	6	I3.2	1 Lap	0.834	1'33.784	288,8		
12	3	22 A. LOWES	GBR	Kawasaki Racing Team WorldSBK	Kawasaki ZX-10RR		6	I3.2	1 Lap	0.368	1'33.421	290,3	1'32.797	289,5
13	13	31 G. GERLOFF	USA	Bonovo Action BMW	BMW M1000 RR	IND	6	I3.2	1 Lap	0.262	1'33.937	291,1	1'33.094	290,3
14	9	45 S. REDDING	GBR	ROKIT BMW Motorrad WorldSBK Team	BMW M1000 RR		6	I3.1	1 Lap	1 Sector	1'33.420	287,2	1'33.005	291,1
15	17	34 L. BALDASSARRI	ITA	GMT94 Yamaha	Yamaha YZF R1	IND	6	I3.1	1 Lap	6.959	1'34.257	284,2	1'34.308	284,2
16	18	35 H. SYAHRIN	MAS	PETRONAS MIE Racing HONDA Team	Honda CBR1000 RR-R	IND	6	I3.1	1 Lap	5.414	1'34.922	285,7	1'34.678	284,2
-----Not Classified-----														
NC	16	66 T. SYKES	GBR	Kawasaki Puccetti Racing	Kawasaki ZX-10RR	IND	4				1'35.250	284,2	1'34.197	282,7
RET	8	60 M. VAN DER MARK	NED	ROKIT BMW Motorrad WorldSBK Team	BMW M1000 RR		6				1'33.465	289,5	1'33.002	288,8
RET	14	5 P. OETTL	GER	Team GoEleven	Ducati Panigale V4R	IND	6				1'33.552	285,7	1'33.387	291,9
RET	19	52 O. KONIG	CZE	Orelac Racing MOVISIO	Kawasaki ZX-10RR	IND	0						1'35.544	278,4

AIR	Humidity:	61%	Temp:	31°C
TRACK	Condition:	Dry	Temp:	54°C

Records	Pole (SP)	2022	T.Razgatioglu	1'31.371	169,419 Km/h
	Race (SPRC)	2022	T.Razgatioglu	1'32.163	167,963 Km/h
	All Times (SP)	2022	T.Razgatioglu	1'31.371	169,419 Km/h
Race Fastest Lap	Lap 6		M.Rinaldi	1'32.668	167,048 Km/h

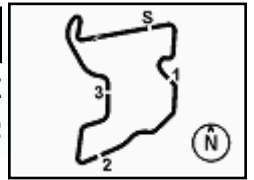
LAP LEADERS					
No. Rider	From	To	Laps	Total	
54 T. RAZGATLIOGLU	1	1	1	0	
47 A. BASSANI	2	3	2	0	
21 M. RINALDI	4	7	4	0	

TOTAL LEADER LAPS		
No. Rider	Laps	
1 A. BAUTISTA	62	
54 T. RAZGATLIOGLU	12	
65 J. REA	9	

Start 05/03/2023 13:30 End 13:45 The results are provisional until the end of the time limit for protests and appeals and the completion of the technical checks.

These data/results cannot be reproduced, stored and/or transmitted in whole or in part by any manner of electronic, mechanical, photocopying, recording, broadcasting or otherwise now known or herein after developed without the previous express consent by the copyright owner, except for reproduction in daily press and regular printed publications on sale to the public within 60 days of the event related to those data/results and always provided that copyright symbol appears together as follows below.

© DORNA WSBK ORGANIZATION Srl 2023



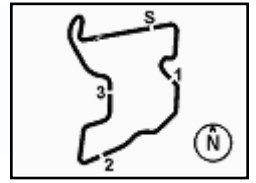
Race Highlights

Time	No. Rider	Description
13.10.12		Sighting Lap Started
13.28.04		Warm-up Lap Started
13.30.20		Start
13.30.45	52 O. KONIG	Technical Problem - Starting Grid
13.31.56		No Jump Starts
13.32.14	52 O. KONIG	Retired
13.36.50	66 T. SYKES	Entered Pits
13.36.52	47 A. BASSANI	MUST drop 1 position
13.39.59	22 A. LOWES	On Asphalt - Re-Joined - Turn 1
13.40.57	5 P. OETTL	Crashed - Turn 11
13.40.57	60 M. VAN DER MARK	Crashed - Turn 11
13.41.17		RED FLAG
13.45.01	5 P. OETTL	Out
13.45.04	60 M. VAN DER MARK	Out
13.45.59		End Of Session

05/03/2023 Start End The results are provisional until the end of the time limit for protests and appeals and the completion of the technical checks.

These data/results cannot be reproduced, stored and/or transmitted in whole or in part by any manner of electronic, mechanical, photocopying, recording, broadcasting or otherwise now known or herein after developed without the previous express consent by the copyright owner, except for reproduction in daily press and regular printed publications on sale to the public within 60 days of the event related to those data/results and always provided that copyright symbol appears together as follows below.

© DORNA WSBK ORGANIZATION Srl 2023



Motul Indonesian Round, 3-5 March 2023
Lap Chart Race 2 - Red Flag

	Lap						
	1	2	3	4	5	6	7
1	54	47	47	21	21	21	21
2	55	65	21	47	47	54	54
3	65	22	65	22	22	22	
4	47	21	22	65	54	47	
5	22	54	54	54	65	65	
6	97	97	97	97	97	97	
7	21	55	55	55	1	1	
8	1	1	1	1	55	55	
9	45	45	45	45	45	45	
10	9	77	77	60	60	60	
11	60	60	60	9	9	9	
12	77	9	9	5	7	7	
13	5	5	5	7	5	5	
14	31	31	7	77	77	77	
15	7	7	31	31	31	87	
16	34	34	87	87	87	31	
17	87	87	34	34	34	34	
18	66	66	66	35	35	35	
19	35	35	35	66			

05/03/2023

These data/results cannot be reproduced, stored and/or transmitted in whole or in part by any manner of electronic, mechanical, photocopying, recording, broadcasting or otherwise now known or herein after developed without the previous express consent by the copyright owner, except for reproduction in daily press and regular printed publications on sale to the public within 60 days of the event related to those data/results and always provided that copyright symbol appears together as follows below.

© DORNA WSBK ORGANIZATION Srl 2023

Motul Indonesian Round, 3-5 March 2023

Lap Chart Race 2 - Red Flag

2 / 3

Lap 1		
1	54	T.Razgatlioglu 1'36.777
2	55	A.Locatelli 0.181
3	65	J.Rea 0.325
4	47	A.Bassani 0.637
5	22	A.Lowes 0.817
6	97	X.Vierge 0.971
7	21	M.Rinaldi 1.059
8	1	A.Bautista 1.285
9	45	S.Redding 1.519
10	9	D.Petrucci 1.982
11	60	M.van der Mark 2.198
12	77	D.Aegerter 2.454
13	5	P.Dettl 2.763
14	31	G.Gerloff 2.995
15	7	I.Lecuona 3.299
16	34	L.Baldassarri 3.572
17	87	R.Gardner 3.732
18	66	T.Sykes 4.552
19	35	H.Syahrin 4.736

9	45	S.Redding 1.859
10	60	M.van der Mark 3.058
11	9	D.Petrucci 3.317
12	5	P.Dettl 3.641
13	7	I.Lecuona 3.904
14	77	D.Aegerter 4.581
15	31	G.Gerloff 4.888
16	87	R.Gardner 5.062
17	34	L.Baldassarri 6.073
18	35	H.Syahrin 9.652
19	66	T.Sykes 25.448

Lap 2		
1	47	A.Bassani 3'10.641
2	65	J.Rea 0.196
3	22	A.Lowes 0.376
4	21	M.Rinaldi 0.633
5	54	T.Razgatlioglu 0.779
6	97	X.Vierge 1.005
7	55	A.Locatelli 1.337
8	1	A.Bautista 1.731
9	45	S.Redding 1.934
10	77	D.Aegerter 2.209
11	60	M.van der Mark 2.411
12	9	D.Petrucci 2.766
13	5	P.Dettl 3.030
14	31	G.Gerloff 3.271
15	7	I.Lecuona 3.493
16	34	L.Baldassarri 3.965
17	87	R.Gardner 4.079
18	66	T.Sykes 5.938
19	35	H.Syahrin 6.129

Lap 5		
1	21	M.Rinaldi 7'50.858
2	47	A.Bassani 0.623
3	22	A.Lowes 0.997
4	54	T.Razgatlioglu 1.280
5	65	J.Rea 1.478
6	97	X.Vierge 1.699
7	1	A.Bautista 1.925
8	55	A.Locatelli 2.295
9	45	S.Redding 2.482
10	60	M.van der Mark 3.507
11	9	D.Petrucci 4.038
12	7	I.Lecuona 4.437
13	5	P.Dettl 4.812
14	77	D.Aegerter 5.246
15	31	G.Gerloff 5.809
16	87	R.Gardner 5.964
17	34	L.Baldassarri 8.103
18	35	H.Syahrin 11.779

Lap 3		
1	47	A.Bassani 4'44.386
2	21	M.Rinaldi 0.331
3	65	J.Rea 0.498
4	22	A.Lowes 0.618
5	54	T.Razgatlioglu 0.748
6	97	X.Vierge 0.944
7	55	A.Locatelli 1.177
8	1	A.Bautista 1.332
9	45	S.Redding 1.609
10	77	D.Aegerter 2.151
11	60	M.van der Mark 2.637
12	9	D.Petrucci 2.889
13	5	P.Dettl 3.206
14	7	I.Lecuona 3.782
15	31	G.Gerloff 4.303
16	87	R.Gardner 4.734
17	34	L.Baldassarri 5.011
18	66	T.Sykes 7.864
19	35	H.Syahrin 7.983

Lap 6		
1	21	M.Rinaldi 9'23.526
2	54	T.Razgatlioglu 1.902
3	22	A.Lowes 2.140
4	47	A.Bassani 2.291
5	65	J.Rea 2.496
6	97	X.Vierge 2.676
7	1	A.Bautista 2.767
8	55	A.Locatelli 3.025
9	45	S.Redding 3.427
10	60	M.van der Mark 4.442
11	9	D.Petrucci 4.675
12	7	I.Lecuona 4.876
13	5	P.Dettl 5.696
14	77	D.Aegerter 6.249
15	87	R.Gardner 7.296
16	31	G.Gerloff 7.942
17	34	L.Baldassarri 9.814
18	35	H.Syahrin 14.033

Lap 4		
1	21	M.Rinaldi 6'17.842
2	47	A.Bassani 0.230
3	22	A.Lowes 0.592
4	65	J.Rea 0.776
5	54	T.Razgatlioglu 0.985
6	97	X.Vierge 1.251
7	55	A.Locatelli 1.535
8	1	A.Bautista 1.671

Lap 7		
1	21	M.Rinaldi 10'56.263
2	54	T.Razgatlioglu 2.425

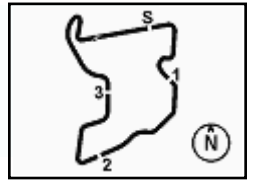
05/03/2023

These data/results cannot be reproduced, stored and/or transmitted in whole or in part by any manner of electronic, mechanical, photocopying, recording, broadcasting or otherwise now known or herein after developed without the previous express consent by the copyright owner, except for reproduction in daily press and regular printed publications on sale to the public within 60 days of the event related to those data/results and always provided that copyright symbol appears together as follows below.

© DORNA WSBK ORGANIZATION Srl 2023

FICR PERUGIA TIMING





Race Pace Comparison

	21 Rin	54 Raz	97 Vie	1 Bau	65 Rea	47 Bas	55 Loc	9 Pet	7 Lec	77 Aeg	87 Gar	45 Red	34 Bal	35 Sya
1	1'37.836	1'36.777	1'37.748	1'38.062	1'37.102	1'37.414	1'36.958	1'38.759	1'40.076	1'39.231	1'40.509	1'38.296	1'40.349	1'41.513
2	1'33.438	1'34.643	1'33.898	1'34.310	1'33.735	1'33.227	1'35.020	1'34.648	1'34.058	1'33.619	1'34.211	1'34.279	1'34.257	1'35.257
3	1'33.443	1'33.714	1'33.684	1'33.346	1'34.047	1'33.745	1'33.585	1'33.868	1'34.034	1'33.687	1'34.400	1'33.420	1'34.791	1'35.599
4	1'33.125	1'33.693	1'33.763	1'33.795	1'33.734	1'33.686	1'33.814	1'33.884	1'33.578	1'35.886	1'33.784	1'33.706	1'34.518	1'35.125
5	1'33.016	1'33.311	1'33.464	1'33.270	1'33.718	1'33.409	1'33.776	1'33.737	1'33.549	1'33.681	1'33.918	1'33.639	1'35.046	1'35.143
6	1'32.668	1'33.290	1'33.645	1'33.510	1'33.686	1'34.336	1'33.398	1'33.305	1'33.107	1'33.671	1'34.000	1'33.613	1'34.379	1'34.922
7	1'32.737	1'33.260												

	22 Low	31 Ger	60 vdM	5 Det	66 Syk
1	1'37.594	1'39.772	1'38.975	1'39.540	1'41.329
2	1'33.423	1'34.140	1'34.077	1'34.131	1'35.250
3	1'33.987	1'34.777	1'33.971	1'33.921	1'35.671
4	1'33.430	1'34.041	1'33.877	1'33.891	1'51.040
5	1'33.421	1'33.937	1'33.465	1'34.187	
6	1'33.811	1'34.801	1'33.603	1'33.552	

05/03/2023

These data/results cannot be reproduced, stored and/or transmitted in whole or in part by any manner of electronic, mechanical, photocopying, recording, broadcasting or otherwise now known or herein after developed without the previous express consent by the copyright owner, except for reproduction in daily press and regular printed publications on sale to the public within 60 days of the event related to those data/results and always provided that copyright symbol appears together as follows below.

© DORNA WSBK ORGANIZATION Srl 2023

Motul Indonesian Round, 3-5 March 2023

Best Sectors & Speed Race 2 - Red Flag

RESULTS			LL	Int.	
1	21	M. RINALDI	Ducati Panigale V4R	7	FL
2	54	T. RAZGATLIOGLU	Yamaha YZF R1	7	FL
3	97	X. VIERGE	Honda CBR1000 RR-R	6	13.2
4	1	A. BAUTISTA	Ducati Panigale V4R	6	13.2
5	65	J. REA	Kawasaki ZX-10RR	6	13.2
6	47	A. BASSANI	Ducati Panigale V4R	6	13.2
7	55	A. LOCATELLI	Yamaha YZF R1	6	13.2
8	9	D. PETRUCCI	Ducati Panigale V4R	6	13.2
9	7	I. LECUONA	Honda CBR1000 RR-R	6	13.2
10	77	D. AEGERTER	Yamaha YZF R1	6	13.2
11	87	R. GARDNER	Yamaha YZF R1	6	13.2
12	22	A. LOWES	Kawasaki ZX-10RR	6	13.2
13	31	G. GERLOFF	BMW M1000 RR	6	13.2
14	45	S. REDDING	BMW M1000 RR	6	13.1
15	34	L. BALDASSARRI	Yamaha YZF R1	6	13.1
16	35	H. SYHRIN	Honda CBR1000 RR-R	6	13.1
NC	66	T. SYKES	Kawasaki ZX-10RR	4	
RET	60	M. VAN DER MARK	BMW M1000 RR	6	
RET	5	P. OETTL	Ducati Panigale V4R	6	
RET	52	D. KONIG	Kawasaki ZX-10RR	6	

SPEED				
1	47	A. BASSANI	Ducati Panigale V4R	294,3
2	21	M. RINALDI	Ducati Panigale V4R	292,7
3	54	T. RAZGATLIOGLU	Yamaha YZF R1	291,9
4	55	A. LOCATELLI	Yamaha YZF R1	291,1
5	31	G. GERLOFF	BMW M1000 RR	291,1
6	22	A. LOWES	Kawasaki ZX-10RR	290,3
7	60	M. VAN DER MARK	BMW M1000 RR	289,5
8	97	X. VIERGE	Honda CBR1000 RR-R	289,5
9	7	I. LECUONA	Honda CBR1000 RR-R	289,5
10	1	A. BAUTISTA	Ducati Panigale V4R	288,8
11	65	J. REA	Kawasaki ZX-10RR	288,8
12	87	R. GARDNER	Yamaha YZF R1	288,8
13	9	D. PETRUCCI	Ducati Panigale V4R	288,8
14	45	S. REDDING	BMW M1000 RR	287,2
15	77	D. AEGERTER	Yamaha YZF R1	285,7
16	35	H. SYHRIN	Honda CBR1000 RR-R	285,7
17	5	P. OETTL	Ducati Panigale V4R	285,7
18	34	L. BALDASSARRI	Yamaha YZF R1	284,2
19	66	T. SYKES	Kawasaki ZX-10RR	284,2

SEG. 1		SEG. 2		SEG. 3		SEG. 4					
1	21	M. RINALDI	26.027	1	55	A. LOCATELLI	18.907	1	7	I. LECUONA	28.569
2	1	A. BAUTISTA	26.149	2	47	A. BASSANI	18.918	2	54	T. RAZGATLIOGLU	28.581
3	22	A. LOWES	26.152	3	7	I. LECUONA	18.948	3	87	R. GARDNER	28.613
4	47	A. BASSANI	26.154	4	21	M. RINALDI	18.966	4	9	D. PETRUCCI	28.626
5	87	R. GARDNER	26.192	5	87	R. GARDNER	18.985	5	1	A. BAUTISTA	28.644
6	54	T. RAZGATLIOGLU	26.198	6	45	S. REDDING	18.985	6	87	R. GARDNER	28.648
7	97	X. VIERGE	26.210	7	60	M. VAN DER MARK	18.999	7	1	A. BAUTISTA	28.654
8	60	M. VAN DER MARK	26.210	8	5	P. OETTL	19.019	8	22	A. LOWES	28.699
9	65	J. REA	26.220	9	77	D. AEGERTER	19.036	9	45	S. REDDING	28.709
10	7	I. LECUONA	26.224	10	65	J. REA	19.044	10	9	D. PETRUCCI	28.711
11	55	A. LOCATELLI	26.237	11	9	D. PETRUCCI	19.044	11	97	X. VIERGE	28.723
12	45	S. REDDING	26.239	12	54	T. RAZGATLIOGLU	19.048	12	77	D. AEGERTER	28.724
13	5	P. OETTL	26.322	13	34	L. BALDASSARRI	19.062	13	55	A. LOCATELLI	28.730
14	9	D. PETRUCCI	26.325	14	22	A. LOWES	19.071	14	31	G. GERLOFF	28.732
15	77	D. AEGERTER	26.366	15	1	A. BAUTISTA	19.094	15	5	P. OETTL	28.758
16	31	G. GERLOFF	26.472	16	97	X. VIERGE	19.101	16	60	M. VAN DER MARK	28.783
17	34	L. BALDASSARRI	26.484	17	31	G. GERLOFF	19.149	17	34	L. BALDASSARRI	28.828
18	66	T. SYKES	26.617	18	35	H. SYHRIN	19.301	18	35	H. SYHRIN	29.012
19	35	H. SYHRIN	26.765	19	66	T. SYKES	19.604	19	66	T. SYKES	29.109

05/03/2023

These data/results cannot be reproduced, stored and/or transmitted in whole or in part by any manner of electronic, mechanical, photocopying, recording, broadcasting or otherwise now known or herein after developed without the previous express consent by the copyright owner, except for reproduction in daily press and regular printed publications on sale to the public within 60 days of the event related to those data/results and always provided that copyright symbol appears together as follows below.

© DORNA WSBK ORGANIZATION Srl 2023

Motul Indonesian Round, 3-5 March 2023

Chronological Analysis Race 2 - Red Flag

Start at 13:30'17404

Lap	Seg.1	Seg.2	Seg.3	Seg.4	Lap Time	km/h	Local Time
2	26.393	19.079	20.098	28.709	1'34.279	282,0	13:33'29.979
3	26.239	19.051	19.362	28.768	1'33.420	285,0	13:35'03.399
4	26.397	19.142	19.385	28.782	1'33.706	286,5	13:36'37.105
5	26.386	19.098	19.341	28.814	1'33.639	282,7	13:38'10.744
6	26.346	18.985	19.552	28.730	1'33.613	287,2	13:39'44.357

Last Passing Point I3.1 at 13:40'58.969

15° 34 L. BALDASSARRI [1'34.257]							
Lap	Seg.1	Seg.2	Seg.3	Seg.4	Lap Time	km/h	Local Time
1		19.583	19.894	28.828	1'40.349	243,8	13:31'57.753
2	26.591	19.202	19.556	28.908	1'34.257	282,7	13:33'32.010
3	26.624	19.062	19.893	29.212	1'34.791	281,3	13:35'06.801
4	26.529	19.401	19.481	29.107	1'34.518	284,2	13:36'41.319
5	27.445	19.174	19.448	28.979	1'35.046	282,0	13:38'16.365
6	26.484	19.096	19.743	29.056	1'34.379	282,7	13:39'50.744

Last Passing Point I3.1 at 13:41'05.928

16° 35 H. SYAHRIN [1'34.922]							
Lap	Seg.1	Seg.2	Seg.3	Seg.4	Lap Time	km/h	Local Time
1		19.713	20.114	29.209	1'41.513	235,3	13:31'58.917
2	26.820	19.665	19.671	29.101	1'35.257	270,0	13:33'34.174
3	26.768	19.301	20.367	29.163	1'35.599	279,8	13:35'09.773
4	26.801	19.658	19.618	29.048	1'35.125	285,7	13:36'44.898
5	26.824	19.671	19.553	29.095	1'35.143	283,5	13:38'20.041
6	26.765	19.658	19.487	29.012	1'34.922	282,7	13:39'54.963

Last Passing Point I3.1 at 13:41'11.342

NC 66 T. SYKES [1'35.250]							
Lap	Seg.1	Seg.2	Seg.3	Seg.4	Lap Time	km/h	Local Time
1		19.909	20.507	29.187	1'41.329	242,2	13:31'58.733
2	26.757	19.778	19.606	29.109	1'35.250	281,3	13:33'33.983
3	26.617	19.604	19.721	29.729	1'35.671	284,2	13:35'09.654
4	30.616	21.316	21.372	37.736	1'51.040P	203,8	13:37'00.694

Last Passing Point FL at 13:37'00.694

RET 60 M. VAN DER MARK [1'33.465]							
Lap	Seg.1	Seg.2	Seg.3	Seg.4	Lap Time	km/h	Local Time
1		19.374	19.517	28.860	1'38.975	237,4	13:31'56.379
2	26.544	18.999	19.733	28.801	1'34.077	286,5	13:33'30.456
3	26.437	19.123	19.517	28.894	1'33.971	283,5	13:35'04.427
4	26.420	19.265	19.287	28.905	1'33.877	288,8	13:36'38.304
5	26.210	19.128	19.340	28.787	1'33.465	288,8	13:38'11.769
6	26.329	19.146	19.345	28.783	1'33.603	287,2	13:39'45.372

Last Passing Point I2.1 at 13:40'37.606

RET 5 P. OETTL [1'33.552]							
Lap	Seg.1	Seg.2	Seg.3	Seg.4	Lap Time	km/h	Local Time
1		19.304	19.773	28.937	1'39.540	246,0	13:31'56.944
2	26.538	19.164	19.483	28.946	1'34.131	280,5	13:33'31.075
3	26.480	19.135	19.360	28.946	1'33.921	276,9	13:35'04.996
4	26.466	19.137	19.394	28.894	1'33.891	277,6	13:36'38.887
5	26.461	19.019	19.383	29.324	1'34.187	282,7	13:38'13.074
6	26.451	19.021	19.322	28.758	1'33.552	284,2	13:39'46.626

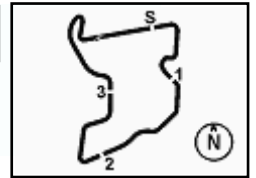
Last Passing Point I2.1 at 13:40'38.084

05/03/2023

P = Pits In/Out - C = Lap Time Cancelled

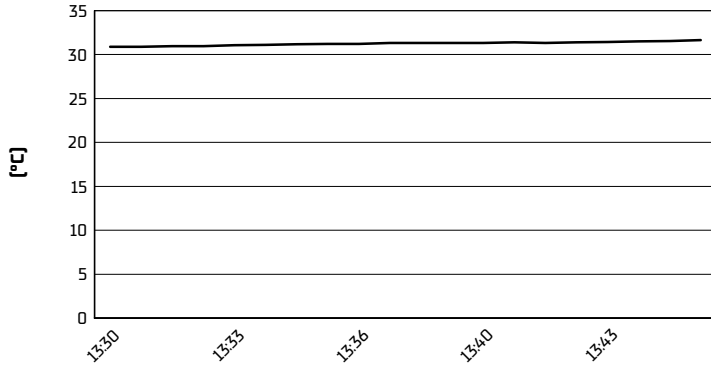
These data/results cannot be reproduced, stored and/or transmitted in whole or in part by any manner of electronic, mechanical, photocopying, recording, broadcasting or otherwise now known or herein after developed without the previous express consent by the copyright owner, except for reproduction in daily press and regular printed publications on sale to the public within 60 days of the event related to those data/results and always provided that copyright symbol appears together as follows below.

© DORNA WSBK ORGANIZATION Srl 2023

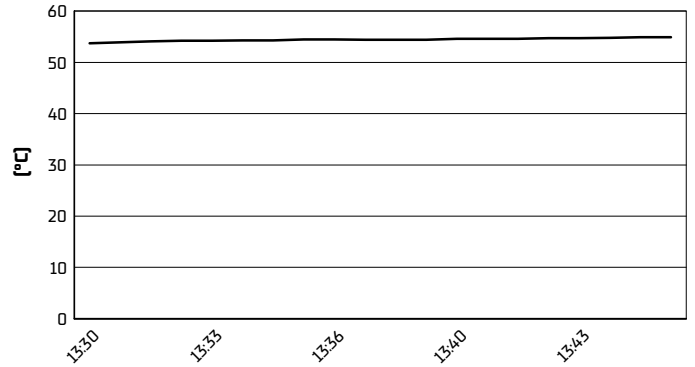


Motul Indonesian Round, 3-5 March 2023
Weather Report Race 2 - Red Flag
Session started 13:30 - Session ended 13:45

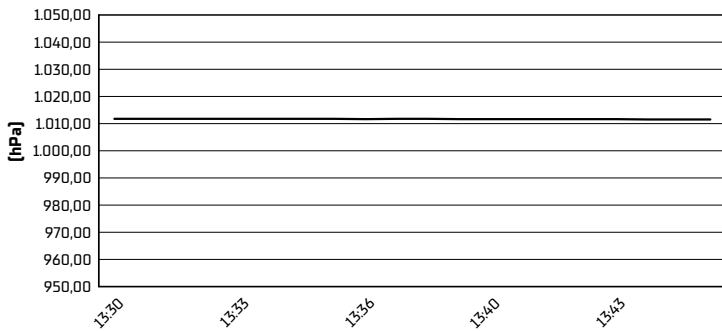
Air Temperature



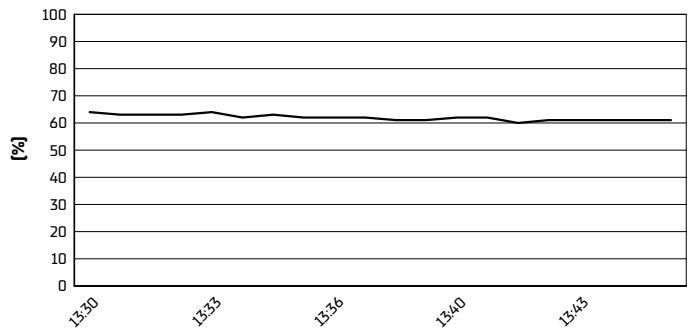
Track Temperature



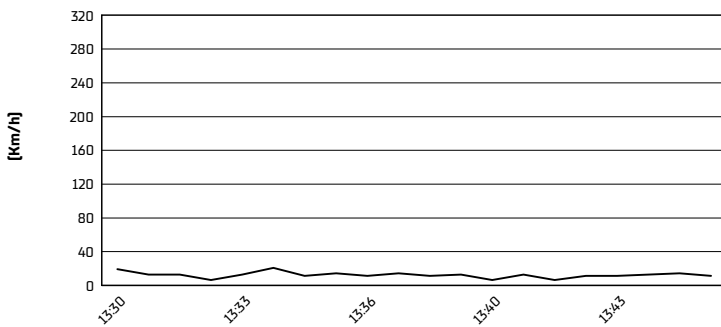
Air Pressure



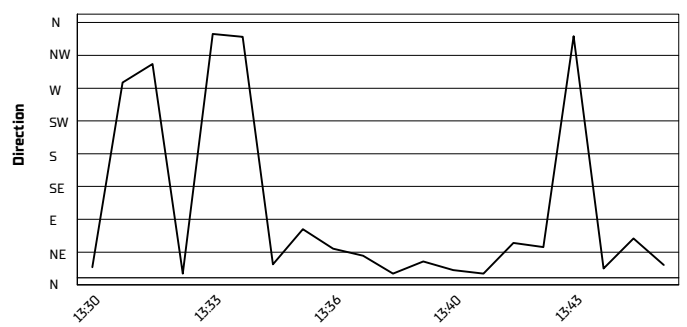
Humidity



Wind Speed



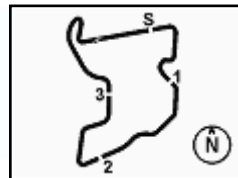
Wind Direction



05/03/2023

These data/results cannot be reproduced, stored and/or transmitted in whole or in part by any manner of electronic, mechanical, photocopying, recording, broadcasting or otherwise now known or herein after developed without the previous express consent by the copyright owner, except for reproduction in daily press and regular printed publications on sale to the public within 60 days of the event related to those data/results and always provided that copyright symbol appears together as follows below.

© DORNA WSBK ORGANIZATION Srl 2023



Motul Indonesian Round, 3-5 March 2023

Starting Grid - Race 2 Re-Start (14 Laps x 4,300 km = 60,200 km)

1	1	21 RINALDI M. Ducati	2	54 RAZGATLIOGLU T. Yamaha	3	97 VIERGE X. Honda
2	4	1 BAUTISTA A. Ducati	5	65 REA J. Kawasaki	6	47 BASSANI A. Ducati
3	7	55 LOCATELLI A. Yamaha	8	9 PETRUCCI D. Ducati	9	7 LECUONA I. Honda
4	10	77 AEGERTER D. Yamaha	11	87 GARDNER R. Yamaha	12	22 LOWES A. Kawasaki
5	13	31 GERLOFF G. BMW	14	45 REDDING S. BMW	15	34 BALDASSARRI L. Yamaha
6	16	35 SYAHRIN H. Honda				

05/03/2023 The Race Director

These data/results cannot be reproduced, stored and/or transmitted in whole or in part by any manner of electronic, mechanical, photocopying, recording, broadcasting or otherwise now known or herein after developed without the previous express consent by the copyright owner, except for reproduction in daily press and regular printed publications on sale to the public within 60 days of the event related to those data/results and always provided that copyright symbol appears together as follows below. © DORNA WSBK ORGANIZATION Srl 2023