

Motul Indonesian Round, 3-5 March 2023

Results Tissot Superpole Race

Laps 8 = 34,400 Km - Time of Race 12'26.052 - Avg. 165,994 km/h

1 / 2

Pos	Grid	No. Rider	Nat	Team	Bike	Class	LL	Gap	Rel.	Fastest Lap	Speed	Qualifying	Speed
1	1	54 T. RAZGATLIOGLU	TUR	Pata Yamaha Prometeon WorldSBK	Yamaha YZF R1		8			1'32.621	285,7	1'32.037	286,5
2	2	55 A. LOCATELLI	ITA	Pata Yamaha Prometeon WorldSBK	Yamaha YZF R1		8	1.110	1.110	1'32.570	287,2	1'32.106	286,5
3	9	22 A. LOWES	GBR	Kawasaki Racing Team WorldSBK	Kawasaki ZX-10RR		8	1.372	0.262	1'32.583	289,5	1'32.797	289,5
4	5	65 J. REA	GBR	Kawasaki Racing Team WorldSBK	Kawasaki ZX-10RR		8	3.073	1.701	1'32.225	291,1	1'32.550	291,9
5	7	47 A. BASSANI	ITA	Motocorsa Racing	Ducati Panigale V4R	IND	8	3.234	0.161	1'32.676	292,7	1'32.638	289,5
6	13	97 X. VIERGE	ESP	Team HRC	Honda CBR1000 RR-R		8	4.251	1.017	1'32.815	291,1	1'33.094	293,5
7	4	21 M. RINALDI	ITA	Aruba.it Racing - Ducati	Ducati Panigale V4R		8	4.617	0.366	1'32.792	293,5	1'32.542	292,7
8	10	60 M. VAN DER MARK	NED	ROKiT BMW Motorrad WorldSBK Team	BMW M1000 RR		8	4.792	0.175	1'32.707	290,3	1'33.002	288,8
9	11	45 S. REDDING	GBR	ROKiT BMW Motorrad WorldSBK Team	BMW M1000 RR		8	5.797	1.005	1'33.017	290,3	1'33.005	291,1
10	8	9 D. PETRUCCI	ITA	Barni Spark Racing Team	Ducati Panigale V4R	IND	8	8.347	2.550	1'33.306	295,1	1'32.709	291,9
11 P	12	77 D. AEGERTER	SUI	GYTR GRT Yamaha WorldSBK Team	Yamaha YZF R1	IND	8	8.400	0.053	1'33.132	288,0	1'33.035	285,0
12	14	31 G. GERLOFF	USA	Bonovo Action BMW	BMW M1000 RR	IND	8	8.442	0.042	1'33.336	293,5	1'33.094	290,3
13	15	5 P. OETTL	GER	Team GoEleven	Ducati Panigale V4R	IND	8	10.592	2.150	1'33.464	290,3	1'33.387	291,9
14	22	87 R. GARDNER	AUS	GYTR GRT Yamaha WorldSBK Team	Yamaha YZF R1	IND	8	13.534	2.942	1'33.437	287,2		
15	18	34 L. BALDASSARRI	ITA	GMT94 Yamaha	Yamaha YZF R1	IND	8	16.839	3.305	1'33.835	286,5	1'34.308	284,2
16	16	7 I. LECUONA	ESP	Team HRC	Honda CBR1000 RR-R		8	17.365	0.526	1'33.412	289,5	1'33.943	289,5
17	19	35 H. SYHRIN	MAS	PETRONAS MIE Racing HONDA Team	Honda CBR1000 RR-R	IND	8	18.881	1.516	1'34.505	284,2	1'34.678	284,2
18	21	52 O. KONIG	CZE	Orelac Racing MOVISIO	Kawasaki ZX-10RR	IND	8	33.614	14.733	1'36.110	276,9	1'35.544	278,4
19	20	51 E. GRANADO	BRA	PETRONAS MIE Racing HONDA Team	Honda CBR1000 RR-R	IND	8	42.022	8.408	1'35.915	277,6	1'34.940	278,4
Not Classified													
RET	17	66 T. SYKES	GBR	Kawasaki Puccetti Racing	Kawasaki ZX-10RR	IND	5	3 Laps		1'35.195	281,3	1'34.197	282,7
RET	3	1 A. BAUTISTA	ESP	Aruba.it Racing - Ducati	Ducati Panigale V4R		3	5 Laps		1'32.613	292,7	1'32.202	295,9
RET	6	76 L. BAZ	FRA	Bonovo Action BMW	BMW M1000 RR	IND	2	6 Laps			287,2	1'32.638	288,8

AIR	Humidity:	64%	Temp:	31°C
TRACK	Condition:	Dry	Temp:	49°C

Records	Pole (SP)	2022	T.Razgatioglu	1'31.371	169,419 Km/h
	Race (SPRC)	2022	T.Razgatioglu	1'32.163	167,963 Km/h
	All Times (SP)	2022	T.Razgatioglu	1'31.371	169,419 Km/h
Race Fastest Lap		Lap 2	J.Rea	1'32.225	167,850 Km/h

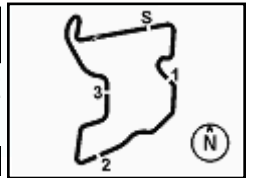
LAP LEADERS				
No. Rider	From	To	Laps	Total
54 T. RAZGATLIOGLU	1	8	8	8

TOTAL LEADER LAPS	
No. Rider	Laps
1 A. BAUTISTA	62
54 T. RAZGATLIOGLU	12
65 J. REA	9

Start 05/03/2023 11:00 End 11:16 The results are provisional until the end of the time limit for protests and appeals and the completion of the technical checks.

These data/results cannot be reproduced, stored and/or transmitted in whole or in part by any manner of electronic, mechanical, photocopying, recording, broadcasting or otherwise now known or herein after developed without the previous express consent by the copyright owner, except for reproduction in daily press and regular printed publications on sale to the public within 60 days of the event related to those data/results and always provided that copyright symbol appears together as follows below.

© DORNA WSBK ORGANIZATION Srl 2023



Motul Indonesian Round, 3-5 March 2023
Results Tissot Superpole Race

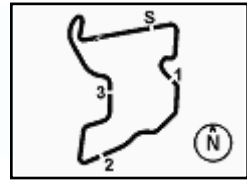
Race Highlights

Time	No. Rider	Description
10.36.13		Incident in Turn 2 between 9 - 22 - 76 under investigation
10.55.03		Sighting Lap Started
10.57.12		No further action for incident in turn 2
10.57.59		Warm-up Lap Started
11.00.23		Start
11.01.38		No Jump Starts
11.02.57	76 L. BAZ	On Asphalt - Re-Joined - Turn 10
11.03.49	76 L. BAZ	Entered Pits
11.05.12	76 L. BAZ	Retired
11.06.16	1 A. BAUTISTA	Crashed - Turn 12
11.06.39		Incident between 76 and 22 under investigation
11.07.15	1 A. BAUTISTA	Not Actively Competing
11.08.22	66 T. SYKES	Entered Pits
11.09.51	7 I. LECUONA	On Asphalt - Re-Joined - Turn 16
11.12.13		WorldSSP Race 2 On Time
11.12.17	66 T. SYKES	Retired
11.13.02		Incident between 76 and 22 will be investigated after the race
11.14.00	76 L. BAZ	Medical Centre
11.16.43		End Of Session
12.27.28	77 D. AEGERTER	Penalized to Drop 1 Position - Irresponsible Riding

Start End The results are provisional until the end of the time limit for protests and appeals
05/03/2023 11:00 11:16 and the completion of the technical checks.

These data/results cannot be reproduced, stored and/or transmitted in whole or in part by any manner of electronic, mechanical, photocopying, recording, broadcasting or otherwise now known or herein after developed without the previous express consent by the copyright owner, except for reproduction in daily press and regular printed publications on sale to the public within 60 days of the event related to those data/results and always provided that copyright symbol appears together as follows below.

© DORNA WSBK ORGANIZATION Srl 2023



Motul Indonesian Round, 3-5 March 2023 Championship Standings

Pertamina Mandalika Circuit 4.300 m

1 / 2

	Points	Points From First	Points From Previous	February 26 PHILLIP ISLAND	March 5 MANDALIKA	April 23 ASSEN	May 7 BARCELONA	June 4 MISANO	July 2 DONINGTON PARK	July 26 MOST	September 10 MAGNY-COURS	September 24 ARAGON	October 1 PORTIMAO	October 15 VILLICUM	December 26 TBA					
1 BAUTISTA Alvaro (ESP)	87			25 25 12	25															
2 LOCATELLI Andrea (ITA)	59	28		13 16 5	16 9															
3 RAZGATLIOGLU Toprak (TUR)	55	32	4	16 7	20 12															
4 REA Jonathan (GBR)	44	43	11	20 8 3	7 6															
5 BASSANI Axel (ITA)	43	44	1	11 13 1	13 5															
6 RINALDI Michael Ruben (ITA)	34	53	9	2 20 9		3														
7 VIERGE Xavi (ESP)	27	60	7	9 5 9	9 4															
8 PETRUCCI Danilo (ITA)	26	61	1	8 7 11																
9 LECUONA Iker (ESP)	26	61	0	10 10 2	4															
10 OETTL Philipp (GER)	23	64	3	5 11 4	3															
11 AEGERTER Dominique (SUI)	20	67	3	3 9 8																
12 LOWES Alex (GBR)	19	68	1	6 7	6															
13 VAN DER MARK Michael (NED)	16	71	3	4 10	2															
14 REDDING Scott (GBR)	11	76	5	7 3 1																
15 GARDNER Remy (AUS)	10	77	1	4 6																
16 GERLOFF Garrett (USA)	10	77	0	6 2 2																
17 BAZ Loris (FRA)	6	81	4	1 5																
18 BALDASSARRI Lorenzo (ITA)	1	86	5	1	1															
19 SYAHRIN Hafizh (MAS)	1	86	0	1																

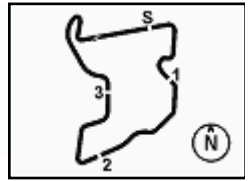
05/03/2023

These data/results cannot be reproduced, stored and/or transmitted in whole or in part by any manner of electronic, mechanical, photocopying, recording, broadcasting or otherwise now known or herein after developed without the previous express consent by the copyright owner, except for reproduction in daily press and regular printed publications on sale to the public within 60 days of the event related to those data/results and always provided that copyright symbol appears together as follows below.

© DORNA WSBK ORGANIZATION Srl 2023

FICR PERUGIA TIMING





Motul Indonesian Round, 3-5 March 2023 Championship Standings

2 / 2

	Points	Points From First	Points From Previous	February 26 PHILIP ISLAND	March 5 MANDALIKA	April 23 ASSEN	May 7 BARCELONA	June 4 MISANO	July 2 DONINGTON PARK	July 26 MOST	September 10 MAGNY-COURS	September 24 ARAGON	October 1 PORTIMAO	October 15 VILLICUM	December 26 TBA	
Independent Riders																
1 BASSANI Axel (ITA)	43			11 13 1	13 5											
2 PETRUCCI Danilo (ITA)	26	17		8 7	11											
3 OETTL Philipp (GER)	23	20	3	5 11 4	3											
4 AEGERTER Dominique (SUI)	20	23	3	3 9	8											
5 GARDNER Remy (AUS)	10	33	10	4 6												
6 GERLOFF Garrett (USA)	10	33	0	6 2	2											
7 BAZ Loris (FRA)	6	37	4	1 5												
8 BALDASSARRI Lorenzo (ITA)	1	42	5		1											
9 SYAHRIN Hafizh (MAS)	1	42	0	1												

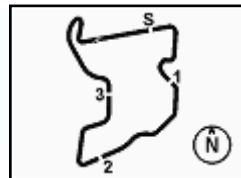
05/03/2023

These data/results cannot be reproduced, stored and/or transmitted in whole or in part by any manner of electronic, mechanical, photocopying, recording, broadcasting or otherwise now known or herein after developed without the previous express consent by the copyright owner, except for reproduction in daily press and regular printed publications on sale to the public within 60 days of the event related to those data/results and always provided that copyright symbol appears together as follows below.

© DORNA WSBK ORGANIZATION Srl 2023

FICR PERUGIA TIMING





Motul Indonesian Round, 3-5 March 2023

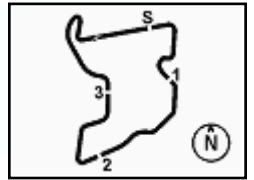
Starting Grid - Race 2 [21 Laps x 4,300 km = 90,300 km]

1	1	54 RAZGATLIOGLU T. Yamaha	2	55 LOCATELLI A. Yamaha	3	22 LOWES A. Kawasaki
2	4	65 REA J. Kawasaki	5	47 BASSANI A. Ducati	6	97 VIERGE X. Honda
3	7	21 RINALDI M. Ducati	8	60 VAN DER MARK M. BMW	9	45 REDDING S. BMW
4	10	1 BAUTISTA A. Ducati	11	9 PETRUCCI D. Ducati	12	77 AEGERTER D. Yamaha
5	13	31 GERLOFF G. BMW	14	5 DETTL P. Ducati	15	7 LECUONA I. Honda
6	16	66 SYKES T. Kawasaki	17	34 BALDASSARRI L. Yamaha	18	35 SYAHRIN H. Honda
7	19	52 KONIG O. Kawasaki	20	87 GARDNER R. Yamaha		

N.51 (Granado E.) will not take part in the race. Declared unfit after SP Race
N.76 (Baz L.) will not take part in the race. Declared unfit after SP Race

05/03/2023 The Race Director

These data/results cannot be reproduced, stored and/or transmitted in whole or in part by any manner of electronic, mechanical, photocopying, recording, broadcasting or otherwise now known or herein after developed without the previous express consent by the copyright owner, except for reproduction in daily press and regular printed publications on sale to the public within 60 days of the event related to those data/results and always provided that copyright symbol appears together as follows below. © DORNA WSBK ORGANIZATION Srl 2023



Pertamina Mandalika Circuit 4.300 m

Motul Indonesian Round, 3-5 March 2023
Lap Chart Tissot Superpole Race

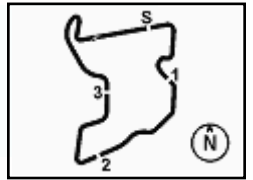
	Lap							
	1	2	3	4	5	6	7	8
1	54	54	54	54	54	54	54	54
2	1	1	1	55	55	55	55	55
3	65	65	65	22	22	22	22	22
4	21	55	55	65	65	65	65	65
5	55	21	22	47	47	47	47	47
6	47	22	21	97	97	97	97	97
7	76	47	97	21	21	21	21	21
8	22	97	47	9	60	60	60	60
9	97	9	9	60	45	45	45	45
10	9	60	60	45	9	9	9	77
11	77	45	45	77	77	77	77	9
12	60	77	77	31	31	31	31	31
13	45	31	31	5	5	5	5	5
14	31	7	5	7	7	87	87	87
15	66	5	7	87	87	34	34	34
16	7	66	34	34	34	7	7	7
17	34	34	87	35	35	35	35	35
18	5	87	35	66	52	52	52	52
19	87	35	66	52	66	51	51	51
20	35	52	52	51	51			
21	51	51	51					
22	52	76						

Final Result		
1	54 T. RAZGATLIOGLU	Laps 8
2	55 A. LOCATELLI	1.110
3	22 A. LOWES	1.372
4	65 J. REA	3.073
5	47 A. BASSANI	3.234
6	97 X. VIERGE	4.251
7	21 M. RINALDI	4.617
8	60 M. VAN DER MARK	4.792
9	45 S. REDDING	5.797
10	9 D. PETRUCCI	8.347
11	77 D. AEGERTER (P)	8.400
12	31 G. GERLOFF	8.442
13	5 P. OETTL	10.592
14	87 R. GARDNER	13.534
15	34 L. BALDASSARRI	16.839
16	7 I. LECUONA	17.365
17	35 H. SYHRIN	18.881
18	52 D. KONIG	33.614
19	51 E. GRANADO	42.022
RET	66 T. SYKES	3 Laps
RET	1 A. BAUTISTA	5 Laps
RET	76 L. BAZ	6 Laps

05/03/2023

These data/results cannot be reproduced, stored and/or transmitted in whole or in part by any manner of electronic, mechanical, photocopying, recording, broadcasting or otherwise now known or herein after developed without the previous express consent by the copyright owner, except for reproduction in daily press and regular printed publications on sale to the public within 60 days of the event related to those data/results and always provided that copyright symbol appears together as follows below.

© DORNA WSBK ORGANIZATION Srl 2023



Motul Indonesian Round, 3-5 March 2023

Lap Chart Tissot Superpole Race

Lap 1

1	54	T.Razgatlioglu	1'35.848
2	1	A.Bautista	0.436
3	65	J.Rea	1.069
4	21	M.Rinaldi	1.284
5	55	A.Locatelli	1.439
6	47	A.Bassani	1.637
7	76	L.Baz	1.814
8	22	A.Lowes	2.310
9	97	X.Vierge	2.583
10	9	D.Petrucci	2.717
11	77	D.Aegerter	2.846
12	60	M.van der Mark	2.926
13	45	S.Redding	3.143
14	31	G.Gerloff	3.312
15	66	T.Sykes	4.041
16	7	I.Lecuona	4.092
17	34	L.Baldassarri	4.702
18	5	P.Oettl	4.815
19	87	R.Gardner	5.109
20	35	H.Syahrin	5.400
21	51	E.Granado	5.987
22	52	O.Konig	6.335

1	54	T.Razgatlioglu	6'14.173
2	55	A.Locatelli	1.796
3	22	A.Lowes	2.049
4	65	J.Rea	3.017
5	47	A.Bassani	3.575
6	97	X.Vierge	3.831
7	21	M.Rinaldi	4.270
8	9	D.Petrucci	4.651
9	60	M.van der Mark	4.821
10	45	S.Redding	4.978
11	77	D.Aegerter	5.495
12	31	G.Gerloff	6.186
13	5	P.Oettl	7.827
14	7	I.Lecuona	7.978
15	87	R.Gardner	10.314
16	34	L.Baldassarri	10.487
17	35	H.Syahrin	10.970
18	66	T.Sykes	16.006
19	52	O.Konig	17.305
20	51	E.Granado	29.064

9	45	S.Redding	5.720
10	9	D.Petrucci	6.952
11	77	D.Aegerter	7.335
12	31	G.Gerloff	8.083
13	5	P.Oettl	9.730
14	87	R.Gardner	13.191
15	34	L.Baldassarri	13.706
16	7	I.Lecuona	15.931
17	35	H.Syahrin	16.644
18	52	O.Konig	29.870
19	51	E.Granado	39.272

Lap 5

1	54	T.Razgatlioglu	7'47.147
2	55	A.Locatelli	1.754
3	22	A.Lowes	1.946
4	65	J.Rea	2.945
5	47	A.Bassani	3.711
6	97	X.Vierge	3.940
7	21	M.Rinaldi	4.619
8	60	M.van der Mark	5.095
9	45	S.Redding	5.302
10	9	D.Petrucci	5.569
11	77	D.Aegerter	5.924
12	31	G.Gerloff	6.548
13	5	P.Oettl	8.411
14	7	I.Lecuona	8.810
15	87	R.Gardner	10.777
16	34	L.Baldassarri	11.447
17	35	H.Syahrin	12.524
18	52	O.Konig	21.221
19	66	T.Sykes	24.780
20	51	E.Granado	32.892

Lap 8

1	54	T.Razgatlioglu	12'26.052
2	55	A.Locatelli	1.110
3	22	A.Lowes	1.372
4	65	J.Rea	3.073
5	47	A.Bassani	3.234
6	97	X.Vierge	4.251
7	21	M.Rinaldi	4.617
8	60	M.van der Mark	4.792
9	45	S.Redding	5.797
10	77	D.Aegerter	8.068
11	9	D.Petrucci	8.347
12	31	G.Gerloff	8.442
13	5	P.Oettl	10.592
14	87	R.Gardner	13.534
15	34	L.Baldassarri	16.839
16	7	I.Lecuona	17.365
17	35	H.Syahrin	18.881
18	52	O.Konig	33.614
19	51	E.Granado	42.022

Lap 2

1	54	T.Razgatlioglu	3'08.561
2	1	A.Bautista	0.336
3	65	J.Rea	0.581
4	55	A.Locatelli	1.469
5	21	M.Rinaldi	1.873
6	22	A.Lowes	2.306
7	47	A.Bassani	2.466
8	97	X.Vierge	2.685
9	9	D.Petrucci	3.547
10	60	M.van der Mark	3.821
11	45	S.Redding	4.210
12	77	D.Aegerter	4.464
13	31	G.Gerloff	4.612
14	7	I.Lecuona	4.791
15	5	P.Oettl	5.798
16	66	T.Sykes	6.523
17	34	L.Baldassarri	6.600
18	87	R.Gardner	6.863
19	35	H.Syahrin	7.471
20	52	O.Konig	9.732
21	51	E.Granado	21.434
22	76	L.Baz	31.587

Lap 6

1	54	T.Razgatlioglu	9'19.942
2	55	A.Locatelli	1.737
3	22	A.Lowes	1.928
4	65	J.Rea	2.836
5	47	A.Bassani	3.742
6	97	X.Vierge	4.144
7	21	M.Rinaldi	4.616
8	60	M.van der Mark	5.082
9	45	S.Redding	5.546
10	9	D.Petrucci	6.254
11	77	D.Aegerter	6.789
12	31	G.Gerloff	7.238
13	5	P.Oettl	9.080
14	87	R.Gardner	12.177
15	34	L.Baldassarri	12.487
16	7	I.Lecuona	13.031
17	35	H.Syahrin	14.594
18	52	O.Konig	25.421
19	51	E.Granado	36.012

Lap 3

1	54	T.Razgatlioglu	4'41.552
2	1	A.Bautista	0.271
3	65	J.Rea	0.503
4	55	A.Locatelli	1.326
5	22	A.Lowes	1.960
6	21	M.Rinaldi	2.215
7	97	X.Vierge	2.766
8	47	A.Bassani	2.890
9	9	D.Petrucci	3.862
10	60	M.van der Mark	4.075
11	45	S.Redding	4.236
12	77	D.Aegerter	4.605
13	31	G.Gerloff	5.391
14	5	P.Oettl	6.887
15	7	I.Lecuona	7.050
16	34	L.Baldassarri	8.110
17	87	R.Gardner	8.366
18	35	H.Syahrin	9.086
19	66	T.Sykes	11.079
20	52	O.Konig	13.323
21	51	E.Granado	25.592

Lap 7

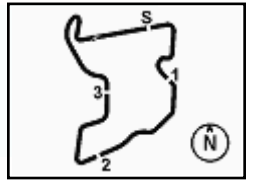
1	54	T.Razgatlioglu	10'52.789
2	55	A.Locatelli	1.460
3	22	A.Lowes	1.664
4	65	J.Rea	3.084
5	47	A.Bassani	3.571
6	97	X.Vierge	4.303
7	21	M.Rinaldi	4.660
8	60	M.van der Mark	4.942

Lap 4

05/03/2023

These data/results cannot be reproduced, stored and/or transmitted in whole or in part by any manner of electronic, mechanical, photocopying, recording, broadcasting or otherwise now known or herein after developed without the previous express consent by the copyright owner, except for reproduction in daily press and regular printed publications on sale to the public within 60 days of the event related to those data/results and always provided that copyright symbol appears together as follows below.

© DORNA WSBK ORGANIZATION Srl 2023


Race Pace Comparison

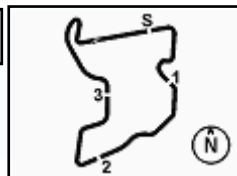
	54 Raz	55 Loc	22 Low	65 Rea	47 Bas	97 Vie	21 Rin	60 vdM	45 Red	9 Pet	77 Aeg	31 Ger	5 Det	87 Gar
1	1'35.848	1'37.287	1'38.158	1'36.917	1'37.485	1'38.431	1'37.132	1'38.774	1'38.991	1'38.565	1'38.694	1'39.160	1'40.663	1'40.957
2	1'32.713	1'32.743	1'32.709	1'32.225	1'33.542	1'32.815	1'33.302	1'33.608	1'33.780	1'33.543	1'34.331	1'34.013	1'33.696	1'34.467
3	1'32.991	1'32.848	1'32.645	1'32.913	1'33.415	1'33.072	1'33.333	1'33.245	1'33.017	1'33.306	1'33.132	1'33.770	1'34.080	1'34.494
4	1'32.621	1'33.091	1'32.710	1'35.135	1'33.306	1'33.686	1'34.676	1'33.367	1'33.363	1'33.410	1'33.511	1'33.416	1'33.561	1'34.569
5	1'32.974	1'32.932	1'32.871	1'32.902	1'33.110	1'33.083	1'33.323	1'33.248	1'33.298	1'33.892	1'33.403	1'33.336	1'33.558	1'33.437
6	1'32.795	1'32.778	1'32.777	1'32.686	1'32.826	1'32.999	1'32.792	1'32.782	1'33.039	1'33.480	1'33.660	1'33.485	1'33.464	1'34.195
7	1'32.847	1'32.570	1'32.583	1'33.095	1'32.676	1'33.006	1'32.891	1'32.707	1'33.021	1'33.545	1'33.393	1'33.692	1'33.497	1'33.861
8	1'33.263	1'32.913	1'32.971	1'33.252	1'32.926	1'33.211	1'33.220	1'33.113	1'33.340	1'34.658	1'33.996	1'33.622	1'34.125	1'33.606

	34 Bal	7 Lec	35 Sya	52 Kon	51 Gra	66 Syk	1 Bau	76 Baz
1	1'40.550	1'39.940	1'41.248	1'42.183	1'41.835	1'39.889	1'36.284	1'37.662
2	1'34.611	1'33.412	1'34.784	1'36.110	1'48.160	1'35.195	1'32.613	2'02.486
3	1'34.501	1'35.250	1'34.606	1'36.582	1'37.149	1'37.547	1'32.926	
4	1'34.998	1'33.549	1'34.505	1'36.603	1'36.093	1'37.548		
5	1'33.934	1'33.806	1'34.528	1'36.890	1'36.802	1'41.748		
6	1'33.835	1'37.016	1'34.865	1'36.995	1'35.915			
7	1'34.066	1'35.747	1'34.897	1'37.296	1'36.107			
8	1'36.396	1'34.697	1'35.500	1'37.007	1'36.013			

05/03/2023

These data/results cannot be reproduced, stored and/or transmitted in whole or in part by any manner of electronic, mechanical, photocopying, recording, broadcasting or otherwise now known or herein after developed without the previous express consent by the copyright owner, except for reproduction in daily press and regular printed publications on sale to the public within 60 days of the event related to those data/results and always provided that copyright symbol appears together as follows below.

© DORNA WSBK ORGANIZATION Srl 2023



Motul Indonesian Round, 3-5 March 2023

Best Sectors & Speed Tissot Superpole Race

RESULTS

Pos	No	Rider	Team	Laps
1	54	T. RAZGATLIOGLU	Yamaha YZF R1	8
2	55	A. LOCATELLI	Yamaha YZF R1	1.110
3	22	A. LOWES	Kawasaki ZX-10RR	1.372
4	65	J. REA	Kawasaki ZX-10RR	3.073
5	47	A. BASSANI	Ducati Panigale V4R	3.234
6	97	X. VIERGE	Honda CBR1000 RR-R	4.251
7	21	M. RINALDI	Ducati Panigale V4R	4.617
8	60	M. VAN DER MARK	BMW M1000 RR	4.792
9	45	S. REDDING	BMW M1000 RR	5.797
10	9	D. PETRUCCI	Ducati Panigale V4R	8.347
11	77	D. AEGERTER	Yamaha YZF R1	8.400
12	31	G. GERLOFF	BMW M1000 RR	8.442
13	5	P. OETTL	Ducati Panigale V4R	10.592
14	87	R. GARDNER	Yamaha YZF R1	13.534
15	34	L. BALDASSARRI	Yamaha YZF R1	16.839
16	7	I. LECUONA	Honda CBR1000 RR-R	17.365
17	35	H. SYHRIN	Honda CBR1000 RR-R	18.881
18	52	D. KONIG	Kawasaki ZX-10RR	33.614
19	51	E. GRANADO	Honda CBR1000 RR-R	42.022
RET	66	T. SYKES	Kawasaki ZX-10RR	3 Laps
RET	1	A. BAUTISTA	Ducati Panigale V4R	5 Laps
RET	76	L. BAZ	BMW M1000 RR	6 Laps

SPEED

Pos	No	Rider	Team	Speed
1	9	D. PETRUCCI	Ducati Panigale V4R	295,1
2	21	M. RINALDI	Ducati Panigale V4R	293,5
3	31	G. GERLOFF	BMW M1000 RR	293,5
4	1	A. BAUTISTA	Ducati Panigale V4R	292,7
5	47	A. BASSANI	Ducati Panigale V4R	292,7
6	65	J. REA	Kawasaki ZX-10RR	291,1
7	97	X. VIERGE	Honda CBR1000 RR-R	291,1
8	60	M. VAN DER MARK	BMW M1000 RR	290,3
9	5	P. OETTL	Ducati Panigale V4R	290,3
10	45	S. REDDING	BMW M1000 RR	290,3
11	22	A. LOWES	Kawasaki ZX-10RR	289,5
12	7	I. LECUONA	Honda CBR1000 RR-R	289,5
13	77	D. AEGERTER	Yamaha YZF R1	288,0
14	55	A. LOCATELLI	Yamaha YZF R1	287,2
15	76	L. BAZ	BMW M1000 RR	287,2
16	87	R. GARDNER	Yamaha YZF R1	287,2
17	34	L. BALDASSARRI	Yamaha YZF R1	286,5
18	54	T. RAZGATLIOGLU	Yamaha YZF R1	285,7
19	35	H. SYHRIN	Honda CBR1000 RR-R	284,2
20	66	T. SYKES	Kawasaki ZX-10RR	281,3
21	51	E. GRANADO	Honda CBR1000 RR-R	277,6
22	52	D. KONIG	Kawasaki ZX-10RR	276,9

SEG. 1

1	22	A. LOWES	25.885
2	1	A. BAUTISTA	25.937
3	65	J. REA	25.981
4	47	A. BASSANI	25.996
5	54	T. RAZGATLIOGLU	26.016
6	60	M. VAN DER MARK	26.020
7	21	M. RINALDI	26.030
8	55	A. LOCATELLI	26.055
9	97	X. VIERGE	26.079
10	7	I. LECUONA	26.099
11	45	S. REDDING	26.146
12	31	G. GERLOFF	26.162
13	87	R. GARDNER	26.179
14	9	D. PETRUCCI	26.283
15	76	L. BAZ	26.297
16	5	P. OETTL	26.308
17	77	D. AEGERTER	26.355
18	34	L. BALDASSARRI	26.356
19	35	H. SYHRIN	26.572
20	51	E. GRANADO	26.804
21	66	T. SYKES	26.902
22	52	D. KONIG	26.905

SEG. 2

1	55	A. LOCATELLI	18.765
2	22	A. LOWES	18.804
3	60	M. VAN DER MARK	18.830
4	97	X. VIERGE	18.845
5	65	J. REA	18.858
6	77	D. AEGERTER	18.870
7	5	P. OETTL	18.895
8	45	S. REDDING	18.898
9	9	D. PETRUCCI	18.902
10	21	M. RINALDI	18.922
11	1	A. BAUTISTA	18.998
12	47	A. BASSANI	19.000
13	7	I. LECUONA	19.005
14	76	L. BAZ	19.044
15	54	T. RAZGATLIOGLU	19.071
16	34	L. BALDASSARRI	19.077
17	87	R. GARDNER	19.103
18	31	G. GERLOFF	19.120
19	35	H. SYHRIN	19.281
20	51	E. GRANADO	19.364
21	66	T. SYKES	19.504
22	52	D. KONIG	19.817

SEG. 3

1	65	J. REA	18.944
2	21	M. RINALDI	19.022
3	54	T. RAZGATLIOGLU	19.051
4	47	A. BASSANI	19.071
5	1	A. BAUTISTA	19.075
6	22	A. LOWES	19.105
7	55	A. LOCATELLI	19.114
8	97	X. VIERGE	19.129
9	87	R. GARDNER	19.175
10	60	M. VAN DER MARK	19.185
11	31	G. GERLOFF	19.210
12	45	S. REDDING	19.210
13	77	D. AEGERTER	19.220
14	9	D. PETRUCCI	19.274
15	76	L. BAZ	19.290
16	5	P. OETTL	19.302
17	7	I. LECUONA	19.354
18	34	L. BALDASSARRI	19.366
19	35	H. SYHRIN	19.472
20	51	E. GRANADO	19.656
21	66	T. SYKES	19.686
22	52	D. KONIG	19.863

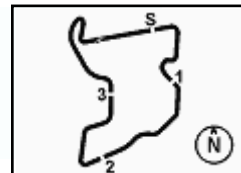
SEG. 4

1	54	T. RAZGATLIOGLU	28.350
2	60	M. VAN DER MARK	28.376
3	9	D. PETRUCCI	28.434
4	65	J. REA	28.442
5	55	A. LOCATELLI	28.460
6	1	A. BAUTISTA	28.474
7	97	X. VIERGE	28.492
8	22	A. LOWES	28.517
9	45	S. REDDING	28.538
10	7	I. LECUONA	28.549
11	47	A. BASSANI	28.549
12	31	G. GERLOFF	28.564
13	77	D. AEGERTER	28.627
14	21	M. RINALDI	28.667
15	5	P. OETTL	28.725
16	76	L. BAZ	28.744
17	87	R. GARDNER	28.766
18	34	L. BALDASSARRI	28.778
19	35	H. SYHRIN	28.821
20	66	T. SYKES	28.901
21	52	D. KONIG	29.415
22	51	E. GRANADO	29.453

05/03/2023

These data/results cannot be reproduced, stored and/or transmitted in whole or in part by any manner of electronic, mechanical, photocopying, recording, broadcasting or otherwise now known or herein after developed without the previous express consent by the copyright owner, except for reproduction in daily press and regular printed publications on sale to the public within 60 days of the event related to those data/results and always provided that copyright symbol appears together as follows below.

© DORNA WSBK ORGANIZATION Srl 2023



Motul Indonesian Round, 3-5 March 2023 Chronological Analysis Tissot Superpole Race

Pertamina Mandalika Circuit 4.300 m

Start at 11:00'20.191

1 / 2

1° 54 T. RAZGATLIOGLU (1'32.621)

Table with 8 columns: Lap, Seg1, Seg2, Seg3, Seg4, Lap Time, km/h, Local Time. Rows 1-8 showing lap data for 54 T. RAZGATLIOGLU.

Race Time 12'26.052

2° 55 A. LOCATELLI (1'32.570)

Table with 8 columns: Lap, Seg1, Seg2, Seg3, Seg4, Lap Time, km/h, Local Time. Rows 1-8 showing lap data for 55 A. LOCATELLI.

Race Time 12'27.162

3° 22 A. LOWES (1'32.583)

Table with 8 columns: Lap, Seg1, Seg2, Seg3, Seg4, Lap Time, km/h, Local Time. Rows 1-8 showing lap data for 22 A. LOWES.

Race Time 12'27.424

4° 65 J. REA (1'32.225)

Table with 8 columns: Lap, Seg1, Seg2, Seg3, Seg4, Lap Time, km/h, Local Time. Rows 1-8 showing lap data for 65 J. REA.

Race Time 12'29.125

5° 47 A. BASSANI (1'32.676)

Table with 8 columns: Lap, Seg1, Seg2, Seg3, Seg4, Lap Time, km/h, Local Time. Rows 1-8 showing lap data for 47 A. BASSANI.

Race Time 12'29.286

6° 97 X. VIERGE (1'32.815)

Table with 8 columns: Lap, Seg1, Seg2, Seg3, Seg4, Lap Time, km/h, Local Time. Rows 1-8 showing lap data for 97 X. VIERGE.

Race Time 12'29.286

Summary table with 8 columns: Lap, Seg1, Seg2, Seg3, Seg4, Lap Time, km/h, Local Time. Rows 6-8.

Race Time 12'30.303

7° 21 M. RINALDI (1'32.792)

Table with 8 columns: Lap, Seg1, Seg2, Seg3, Seg4, Lap Time, km/h, Local Time. Rows 1-8 showing lap data for 21 M. RINALDI.

Race Time 12'30.669

8° 60 M. VAN DER MARK (1'32.707)

Table with 8 columns: Lap, Seg1, Seg2, Seg3, Seg4, Lap Time, km/h, Local Time. Rows 1-8 showing lap data for 60 M. VAN DER MARK.

Race Time 12'30.844

9° 45 S. REDDING (1'33.017)

Table with 8 columns: Lap, Seg1, Seg2, Seg3, Seg4, Lap Time, km/h, Local Time. Rows 1-8 showing lap data for 45 S. REDDING.

Race Time 12'31.849

10° 9 D. PETRUCCI (1'33.306)

Table with 8 columns: Lap, Seg1, Seg2, Seg3, Seg4, Lap Time, km/h, Local Time. Rows 1-8 showing lap data for 9 D. PETRUCCI.

Race Time 12'34.399

11° 77 D. AEGERTER (1'33.132)

Table with 8 columns: Lap, Seg1, Seg2, Seg3, Seg4, Lap Time, km/h, Local Time. Rows 1-8 showing lap data for 77 D. AEGERTER.

Race Time 12'34.120 + 0.332Pen

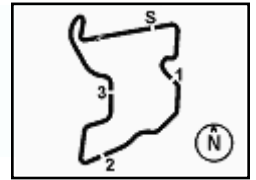
12° 31 G. GERLOFF (1'33.336)

Table with 8 columns: Lap, Seg1, Seg2, Seg3, Seg4, Lap Time, km/h, Local Time. Rows 1-8 showing lap data for 31 G. GERLOFF.

05/03/2023 P = Pits In/Out - C = Lap Time Cancelled

These data/results cannot be reproduced, stored and/or transmitted in whole or in part by any manner of electronic, mechanical, photocopying, recording, broadcasting or otherwise now known or herein after developed without the previous express consent by the copyright owner, except for reproduction in daily press and regular printed publications on sale to the public within 60 days of the event related to those data/results and always provided that copyright symbol appears together as follows below.

© DORNA WSBK ORGANIZATION Srl 2023



Motul Indonesian Round, 3-5 March 2023

Chronological Analysis Tissot Superpole Race

Pertamina Mandalika Circuit 4.300 m

Start at 11:00'20.191

2 / 2

1		19.405	19.453	28.772	1'39.160	245,5	11:01'59.351	8	26.604	19.695	19.711	29.490	1'35.500	282,0	11:13'05.124																																																																																	
2	26.712	19.188	19.284	28.829	1'34.013	279,8	11:03'33.364	<table border="1"> <thead> <tr> <th colspan="8">18° 52 O. KONIG (1'36.110)</th> </tr> <tr> <th>Lap</th><th>Seg.1</th><th>Seg.2</th><th>Seg.3</th><th>Seg.4</th><th>Lap Time</th><th>km/h</th><th>Local Time</th> </tr> </thead> <tbody> <tr><td>1</td><td></td><td>19.894</td><td>19.998</td><td>29.415</td><td>1'42.183</td><td>241,1</td><td>11:02'02.374</td></tr> <tr><td>2</td><td>26.905</td><td>19.817</td><td>19.863</td><td>29.525</td><td>1'36.110</td><td>274,8</td><td>11:03'38.484</td></tr> <tr><td>3</td><td>26.975</td><td>19.929</td><td>20.139</td><td>29.539</td><td>1'36.582</td><td>276,9</td><td>11:05'15.066</td></tr> <tr><td>4</td><td>26.981</td><td>19.973</td><td>20.001</td><td>29.648</td><td>1'36.603</td><td>276,9</td><td>11:06'51.669</td></tr> <tr><td>5</td><td>27.064</td><td>20.046</td><td>19.980</td><td>29.800</td><td>1'36.890</td><td>275,5</td><td>11:08'28.559</td></tr> <tr><td>6</td><td>27.032</td><td>20.145</td><td>19.973</td><td>29.845</td><td>1'36.995</td><td>276,2</td><td>11:10'05.554</td></tr> <tr><td>7</td><td>27.120</td><td>20.128</td><td>19.986</td><td>30.062</td><td>1'37.296</td><td>276,2</td><td>11:11'42.850</td></tr> <tr><td>8</td><td>27.148</td><td>20.123</td><td>19.938</td><td>29.798</td><td>1'37.007</td><td>274,8</td><td>11:13'19.857</td></tr> </tbody> </table>								18° 52 O. KONIG (1'36.110)								Lap	Seg.1	Seg.2	Seg.3	Seg.4	Lap Time	km/h	Local Time	1		19.894	19.998	29.415	1'42.183	241,1	11:02'02.374	2	26.905	19.817	19.863	29.525	1'36.110	274,8	11:03'38.484	3	26.975	19.929	20.139	29.539	1'36.582	276,9	11:05'15.066	4	26.981	19.973	20.001	29.648	1'36.603	276,9	11:06'51.669	5	27.064	20.046	19.980	29.800	1'36.890	275,5	11:08'28.559	6	27.032	20.145	19.973	29.845	1'36.995	276,2	11:10'05.554	7	27.120	20.128	19.986	30.062	1'37.296	276,2	11:11'42.850	8	27.148	20.123	19.938	29.798	1'37.007	274,8	11:13'19.857	Race Time 12'44.933
18° 52 O. KONIG (1'36.110)																																																																																																
Lap	Seg.1	Seg.2	Seg.3	Seg.4	Lap Time	km/h	Local Time																																																																																									
1		19.894	19.998	29.415	1'42.183	241,1	11:02'02.374																																																																																									
2	26.905	19.817	19.863	29.525	1'36.110	274,8	11:03'38.484																																																																																									
3	26.975	19.929	20.139	29.539	1'36.582	276,9	11:05'15.066																																																																																									
4	26.981	19.973	20.001	29.648	1'36.603	276,9	11:06'51.669																																																																																									
5	27.064	20.046	19.980	29.800	1'36.890	275,5	11:08'28.559																																																																																									
6	27.032	20.145	19.973	29.845	1'36.995	276,2	11:10'05.554																																																																																									
7	27.120	20.128	19.986	30.062	1'37.296	276,2	11:11'42.850																																																																																									
8	27.148	20.123	19.938	29.798	1'37.007	274,8	11:13'19.857																																																																																									
3	26.532	19.169	19.379	28.690	1'33.770	286,5	11:05'07.134																																																																																									
4	26.373	19.125	19.210	28.708	1'33.416	290,3	11:06'40.550																																																																																									
5	26.348	19.213	19.211	28.564	1'33.336	290,3	11:08'13.886																																																																																									
6	26.162	19.245	19.355	28.723	1'33.485	292,7	11:09'47.371																																																																																									
7	26.518	19.120	19.314	28.740	1'33.692	293,5	11:11'21.063																																																																																									
8	26.306	19.145	19.511	28.660	1'33.622	289,5	11:12'54.685																																																																																									

Race Time 12'34.494

13° 5 P. DETTL (1'33.464)							
Lap	Seg.1	Seg.2	Seg.3	Seg.4	Lap Time	km/h	Local Time
1		19.767	19.835	29.162	1'40.663	247,7	11:02'00.854
2	26.447	19.179	19.345	28.725	1'33.696	288,0	11:03'34.550
3	26.701	19.029	19.439	28.911	1'34.080	290,3	11:05'08.630
4	26.520	18.895	19.302	28.844	1'33.561	285,7	11:06'42.191
5	26.308	19.025	19.355	28.870	1'33.558	287,2	11:08'15.749
6	26.314	18.942	19.365	28.843	1'33.464	285,7	11:09'49.213
7	26.349	18.952	19.315	28.881	1'33.497	288,8	11:11'22.710
8	26.448	19.105	19.411	29.161	1'34.125	286,5	11:12'56.835

Race Time 12'36.644

14° 87 R. GARDNER (1'33.437)							
Lap	Seg.1	Seg.2	Seg.3	Seg.4	Lap Time	km/h	Local Time
1		19.794	19.526	29.298	1'40.957	247,7	11:02'01.148
2	26.779	19.269	19.367	29.052	1'34.467	285,7	11:03'35.615
3	26.874	19.386	19.382	28.852	1'34.494	286,5	11:05'10.109
4	26.472	19.103	19.569	29.425	1'34.569	286,5	11:06'44.678
5	26.300	19.196	19.175	28.766	1'33.437	287,2	11:08'18.115
6	26.179	19.203	19.496	29.317	1'34.195	285,7	11:09'52.310
7	26.320	19.365	19.410	28.766	1'33.861	284,2	11:11'26.171
8	26.194	19.357	19.272	28.783	1'33.606	285,7	11:12'59.777

Race Time 12'39.586

15° 34 L. BALDASSARRI (1'33.835)							
Lap	Seg.1	Seg.2	Seg.3	Seg.4	Lap Time	km/h	Local Time
1		19.521	19.752	29.148	1'40.550	246,6	11:02'00.741
2	26.776	19.339	19.441	29.055	1'34.611	274,1	11:03'35.352
3	26.991	19.136	19.539	28.835	1'34.501	285,0	11:05'09.853
4	26.464	19.186	19.616	29.732	1'34.998	283,5	11:06'44.851
5	26.601	19.141	19.414	28.778	1'33.934	286,5	11:08'18.785
6	26.400	19.092	19.430	28.913	1'33.835	283,5	11:09'52.620
7	26.758	19.077	19.366	28.865	1'34.066	280,5	11:11'26.686
8	26.356	21.199	19.784	29.057	1'36.396	285,0	11:13'03.082

Race Time 12'42.891

16° 71 I. LECUONA (1'33.412)							
Lap	Seg.1	Seg.2	Seg.3	Seg.4	Lap Time	km/h	Local Time
1		19.450	19.625	28.863	1'39.940	248,8	11:02'00.131
2	26.099	19.146	19.422	28.745	1'33.412	288,8	11:03'33.543
3	27.273	19.276	19.769	28.932	1'35.250	289,5	11:05'08.793
4	26.474	19.005	19.383	28.687	1'33.549	287,2	11:06'42.342
5	26.360	19.377	19.520	28.549	1'33.806	285,7	11:08'16.148
6	26.317	19.216	19.354	32.129	1'37.016	287,2	11:09'53.164
7	27.024	19.792	19.839	29.092	1'35.747	279,1	11:11'28.911
8	26.399	19.761	19.425	29.112	1'34.697	288,0	11:13'03.608

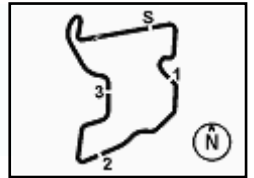
Race Time 12'43.417

17° 35 H. SYHRIN (1'34.505)							
Lap	Seg.1	Seg.2	Seg.3	Seg.4	Lap Time	km/h	Local Time
1		19.766	19.807	29.122	1'41.248	245,5	11:02'01.439
2	26.855	19.524	19.584	28.821	1'34.784	280,5	11:03'36.223
3	26.944	19.281	19.490	28.891	1'34.606	282,7	11:05'10.829
4	26.606	19.437	19.472	28.990	1'34.505	284,2	11:06'45.334
5	26.572	19.385	19.554	29.017	1'34.528	283,5	11:08'19.862
6	26.611	19.547	19.567	29.140	1'34.865	284,2	11:09'54.727
7	26.795	19.458	19.526	29.118	1'34.897	282,0	11:11'29.624

05/03/2023 P = Pits In/Out - C = Lap Time Cancelled

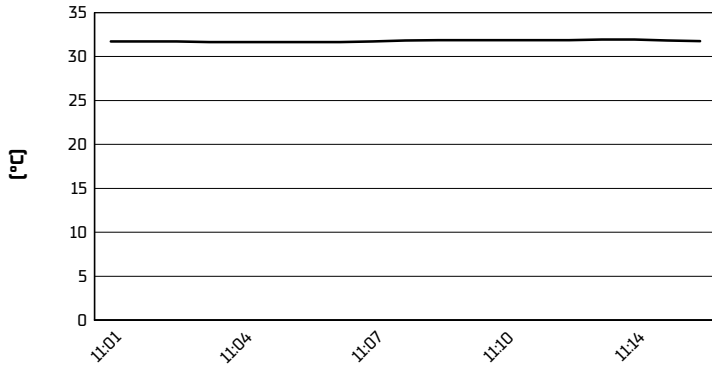
These data/results cannot be reproduced, stored and/or transmitted in whole or in part by any manner of electronic, mechanical, photocopying, recording, broadcasting or otherwise now known or herein after developed without the previous express consent by the copyright owner, except for reproduction in daily press and regular printed publications on sale to the public within 60 days of the event related to those data/results and always provided that copyright symbol appears together as follows below.

© DORNA WSBK ORGANIZATION Srl 2023

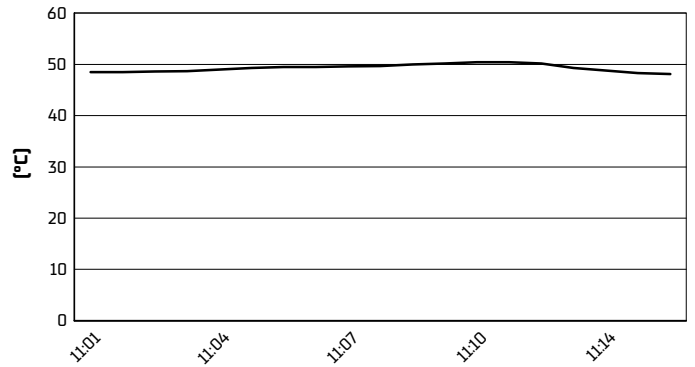


Motul Indonesian Round, 3-5 March 2023
Weather Report Tissot Superpole Race
Session started 11:00 - Session ended 11:16

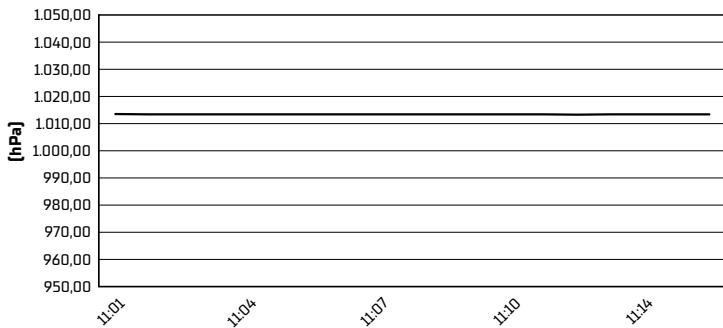
Air Temperature



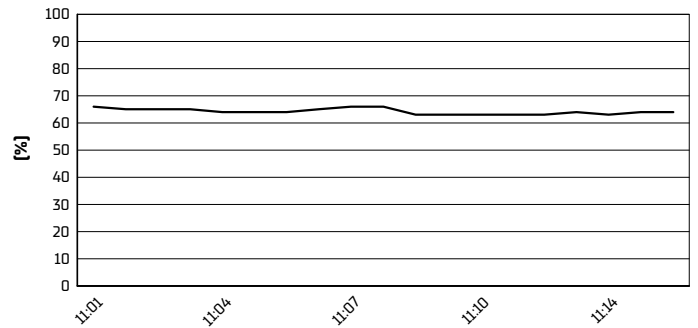
Track Temperature



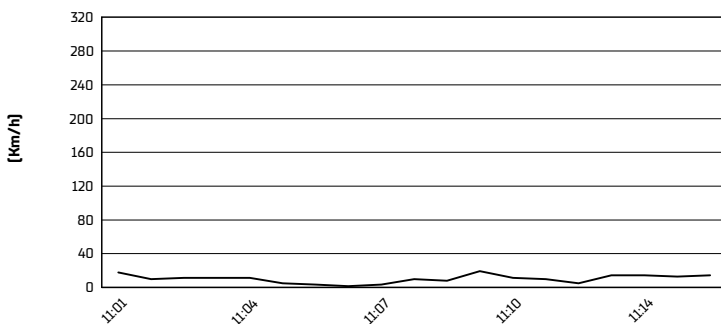
Air Pressure



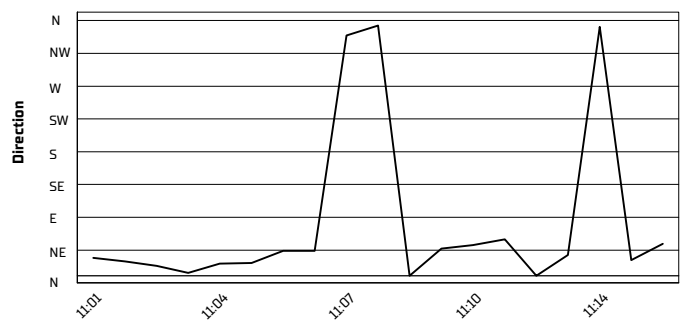
Humidity



Wind Speed



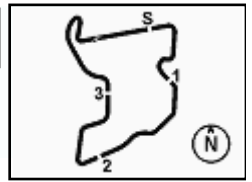
Wind Direction



05/03/2023

These data/results cannot be reproduced, stored and/or transmitted in whole or in part by any manner of electronic, mechanical, photocopying, recording, broadcasting or otherwise now known or herein after developed without the previous express consent by the copyright owner, except for reproduction in daily press and regular printed publications on sale to the public within 60 days of the event related to those data/results and always provided that copyright symbol appears together as follows below.

© DORNA WSBK ORGANIZATION Srl 2023



Motul Indonesian Round, 3-5 March 2023

Manufacturers Standings

Pertamina Mandalika Circuit 4.300 m

	Points	Points From First	Points From Previous	February 26 PHILLIP ISLAND	March 5 MANDALIKA	April 23 ASSEN	May 7 BARCELONA	June 4 MISANO	July 2 DONINGTON PARK	July 26 MOST	September 10 MAGNY-COURS	September 24 ARAGON	October 1 PORTIMAO	October 15 VILLICUM	December 26 TBA			
1 DUCATI	92			25 25 12	25 5													
2 YAMAHA	71	21		16 16 7	20 12													
3 KAWASAKI	48	44	23	20 8 6	7 7													
4 HONDA	35	57	13	10 10 2	9 4													
5 BMW	23	69	12	7 4	10 2													

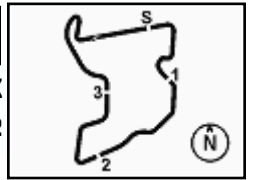
05/03/2023 First Line: Race 1 & 2 - Second Line: Tissot Superpole Race

These data/results cannot be reproduced, stored and/or transmitted in whole or in part by any manner of electronic, mechanical, photocopying, recording, broadcasting or otherwise now known or herein after developed without the previous express consent by the copyright owner, except for reproduction in daily press and regular printed publications on sale to the public within 60 days of the event related to those data/results and always provided that copyright symbol appears together as follows below.

© DORNA WSBK ORGANIZATION Srl 2023

FICR PERUGIA TIMING





Motul Indonesian Round, 3-5 March 2023

Tissot Superpole Award

Pertamina Mandalika Circuit 4.300 m

	Points	Points From First	Points From Previous	February 26	March 5	April 23	May 7	June 4	July 2	July 26	September 10	September 24	October 1	October 15	December 26				
				PHILIPP ISLAND	MANDALIKA	ASSEN	BARCELONA	MISANO	DONINGTON PARK	MOST	MAGNY-COURS	ARAGON	PORTIMAO	VILLICUM	TBA				
1 RAZGATLIOGLU Toprak (TUR)	43			12 7	12 12														
2 BAUTISTA Alvaro (ESP)	28	15		9 12	7														
3 LOCATELLI Andrea (ITA)	24	19	4	1 5	9 9														
4 RINALDI Michael Ruben (ITA)	22	21	2	4 9	6 3														
5 REA Jonathan (GBR)	20	23	2	6 3	5 6														
6 LOWES Alex (GBR)	16	27	4	2 6	1 7														
7 OETTL Philipp (GER)	9	34	7	5 4															
8 BASSANI Axel (ITA)	9	34	0	1	3 5														
9 AEGERTER Dominique (SUI)	7	36	2	7															
10 VIERGE Xavi (ESP)	4	39	3		4														
11 BAZ Loris (FRA)	4	39	0		4														
12 GARDNER Remy (AUS)	3	40	1	3															
13 VAN DER MARK Michael (NED)	2	41	1		2														
14 PETRUCCI Danilo (ITA)	2	41	0		2														
15 LECUONA Iker (ESP)	2	41	0	2															
16 REDDING Scott (GBR)	1	42	1		1														

05/03/2023 Odd points columns: Tissot Superpole Even points columns: Tissot Superpole Race

These data/results cannot be reproduced, stored and/or transmitted in whole or in part by any manner of electronic, mechanical, photocopying, recording, broadcasting or otherwise now known or herein after developed without the previous express consent by the copyright owner, except for reproduction in daily press and regular printed publications on sale to the public within 60 days of the event related to those data/results and always provided that copyright symbol appears together as follows below.

© DORNA WSBK ORGANIZATION Srl 2023