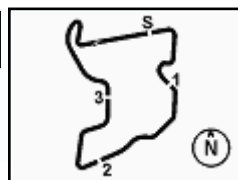


## Motul Indonesian Round, 3-5 March 2023

### Biographical Entry List

Pertamina Mandalika Circuit 4.300 m

No.	Rider (Abbreviation)	Age	Date of Birth	Place of Birth	Nat	Bike Team	Wins 2023	Podiums 2023	Pole 2023	Races 2023	Tyres	Class
1	<b>1</b> <b>BAUTISTA Alvaro</b> (Bau)	38	21/11/1984	Talavera de la Reina	ESP	Ducati Panigale V4R Aruba.it Racing - Ducati	35 3	61 3	6	136 3	Pirelli	
2	<b>5</b> <b>OETTL Philipp</b> (Det)	26	03/05/1996	Bad Reichenhall	GER	Ducati Panigale V4R Team GoEleven				35 3	Pirelli	IND
3	<b>7</b> <b>LECUONA Iker</b> (Lec)	23	06/01/2000	Valencia	ESP	Honda CBR1000 RR-R Team HRC		1	1	33 3	Pirelli	
4	<b>9</b> <b>PETRUCCI Danilo</b> (Pet)	32	24/10/1990	Terni	ITA	Ducati Panigale V4R Barni Spark Racing Team				3 3	Pirelli	IND
5	<b>21</b> <b>RINALDI Michael Ruben</b> (Rin)	27	21/12/1995	Rimini	ITA	Ducati Panigale V4R Aruba.it Racing - Ducati	4	16 2		153 3	Pirelli	
6	<b>22</b> <b>LOWES Alex</b> (Low)	32	14/09/1990	Lincoln	GBR	Kawasaki ZX-10RR Kawasaki Racing Team WorldSBK	2	33	1	258 3	Pirelli	
7	<b>31</b> <b>GERLOFF Garrett</b> (Ger)	27	01/08/1995	Spring	USA	BMW M1000 RR Bonovo Action BMW		6		95 3	Pirelli	IND
8	<b>34</b> <b>BALDASSARRI Lorenzo</b> (Bal)	26	06/11/1996	San Severino Marche	ITA	Yamaha YZF R1 GMT94 Yamaha				3 3	Pirelli	IND
9	<b>35</b> <b>SYAHRIN Hafizh</b> (Sya)	28	05/05/1994	Selangor	MAS	Honda CBR1000 RR-R PETRONAS MIE Racing HONDA Team				33 3	Pirelli	IND
10	<b>45</b> <b>REDDING Scott</b> (Red)	30	04/01/1993	Gloucester	GBR	BMW M1000 RR ROKiT BMW Motorrad WorldSBK Team	12	40	2	100 3	Pirelli	
11	<b>47</b> <b>BASSANI Axel</b> (Bas)	23	24/07/1999	Feltre	ITA	Ducati Panigale V4R Motocorsa Racing		4		76 3	Pirelli	IND
12	<b>51</b> <b>GRANADO Eric</b> (Gra)	26	10/06/1996	San Paulo	BRA	Honda CBR1000 RR-R PETRONAS MIE Racing HONDA Team				6 3	Pirelli	IND
13	<b>52</b> <b>KONIG Oliver</b> (Kon)	20	18/03/2002	Praha	CZE	Kawasaki ZX-10RR Orelac Racing MOVISIO				40 3	Pirelli	IND
14	<b>54</b> <b>RAZGATLIOGLU Toprak</b> (Raz)	26	16/10/1996	Alanya	TUR	Yamaha YZF R1 Pata Yamaha Prometeon WorldSBK	32	84 2	9 1	159 3	Pirelli	
15	<b>55</b> <b>LOCATELLI Andrea</b> (Loc)	26	16/10/1996	Alzano Lombardo	ITA	Yamaha YZF R1 Pata Yamaha Prometeon WorldSBK		7 1		76 3	Pirelli	
16	<b>60</b> <b>VAN DER MARK Michael</b> (van)	30	26/10/1992	Gouda	NED	BMW M1000 RR ROKiT BMW Motorrad WorldSBK Team	5	40	1	222 3	Pirelli	
17	<b>65</b> <b>REA Jonathan</b> (Rea)	36	02/02/1987	Ballymena	GBR	Kawasaki ZX-10RR Kawasaki Racing Team WorldSBK	118	246 1	40	380 3	Pirelli	
18	<b>66</b> <b>SYKES Tom</b> (Syk)	37	19/08/1985	Huddersfield	GBR	Kawasaki ZX-10RR Kawasaki Puccetti Racing	34	114	51	352 3	Pirelli	IND
19	<b>76</b> <b>BAZ Loris</b> (Baz)	30	01/02/1993	Sallanches	FRA	BMW M1000 RR Bonovo Action BMW	2	20	2	177 3	Pirelli	IND
20	<b>77</b> <b>AEGERTER Dominique</b> (Aeg)	32	30/09/1990	Röthenbach Im Emmental Be	SUI	Yamaha YZF R1 GYTR GRT Yamaha WorldSBK Team				3 3	Pirelli	IND
21	<b>87</b> <b>GARDNER Remy</b> (Gar)	25	24/02/1998	Randwick	AUS	Yamaha YZF R1 GYTR GRT Yamaha WorldSBK Team				3 3	Pirelli	IND
22	<b>97</b> <b>VIERGE Xavi</b> (Vie)	25	30/04/1997	Barcelona	ESP	Honda CBR1000 RR-R Team HRC				39 3	Pirelli	



## Motul Indonesian Round, 3-5 March 2023

### Results Free Practice 1st Session

Pertamina Mandalika Circuit 4.300 m

1 / 3

No.	Rider	Nat	Team	Bike	Class	Time	Gap	Rel.	Laps	Speed	
										Avg	Max
1	<b>21 M. RINALDI</b>	ITA	Aruba.it Racing - Ducati	Ducati Panigale V4R		<b>1'34.613</b>			9	163,614	<b>290,3</b>
2	<b>54 T. RAZGATLIOGLU</b>	TUR	Pata Yamaha Prometeon WorldSBK	Yamaha YZF R1		<b>1'34.669</b>	0.056	0.056	14	163,517	<b>285,0</b>
3	<b>1 A. BAUTISTA</b>	ESP	Aruba.it Racing - Ducati	Ducati Panigale V4R		<b>1'34.783</b>	0.170	0.114	16	163,320	<b>291,1</b>
4	<b>65 J. REA</b>	GBR	Kawasaki Racing Team WorldSBK	Kawasaki ZX-10RR		<b>1'34.801</b>	0.188	0.018	6	163,289	<b>285,7</b>
5	<b>97 X. VIERGE</b>	ESP	Team HRC	Honda CBR1000 RR-R		<b>1'34.838</b>	0.225	0.037	16	163,226	<b>290,3</b>
6	<b>87 R. GARDNER</b>	AUS	GYTR GRT Yamaha WorldSBK Team	Yamaha YZF R1	IND	<b>1'35.192</b>	0.579	0.354	12	162,619	<b>285,0</b>
7	<b>55 A. LOCATELLI</b>	ITA	Pata Yamaha Prometeon WorldSBK	Yamaha YZF R1		<b>1'35.320</b>	0.707	0.128	14	162,400	<b>285,0</b>
8	<b>22 A. LOWES</b>	GBR	Kawasaki Racing Team WorldSBK	Kawasaki ZX-10RR		<b>1'35.533</b>	0.920	0.213	9	162,038	<b>285,7</b>
9	<b>5 P. DETTL</b>	GER	Team GoEleven	Ducati Panigale V4R	IND	<b>1'35.571</b>	0.958	0.038	13	161,974	<b>286,5</b>
10	<b>60 M. VAN DER MARK</b>	NED	ROKIT BMW Motorrad WorldSBK Team	BMW M1000 RR		<b>1'36.142</b>	1.529	0.571	5	161,012	<b>285,7</b>
11	<b>45 S. REDDING</b>	GBR	ROKIT BMW Motorrad WorldSBK Team	BMW M1000 RR		<b>1'36.215</b>	1.602	0.073	6	160,890	<b>284,2</b>
12	<b>31 G. GERLOFF</b>	USA	Bonovo Action BMW	BMW M1000 RR	IND	<b>1'36.274</b>	1.661	0.059	15	160,791	<b>291,1</b>
13	<b>47 A. BASSANI</b>	ITA	Motocorsa Racing	Ducati Panigale V4R	IND	<b>1'36.504</b>	1.891	0.230	11	160,408	<b>288,8</b>
14	<b>77 D. AEGERTER</b>	SUI	GYTR GRT Yamaha WorldSBK Team	Yamaha YZF R1	IND	<b>1'36.511</b>	1.898	0.007	14	160,396	<b>282,7</b>
15	<b>76 L. BAZ</b>	FRA	Bonovo Action BMW	BMW M1000 RR	IND	<b>1'36.884</b>	2.271	0.373	12	159,779	<b>282,7</b>
16	<b>9 D. PETRUCCI</b>	ITA	Barni Spark Racing Team	Ducati Panigale V4R	IND	<b>1'36.930</b>	2.317	0.046	17	159,703	<b>287,2</b>
17	<b>35 H. SYHRIN</b>	MAS	PETRONAS MIE Racing HONDA Team	Honda CBR1000 RR-R	IND	<b>1'37.087</b>	2.474	0.157	13	159,445	<b>281,3</b>
18	<b>66 T. SYKES</b>	GBR	Kawasaki Puccetti Racing	Kawasaki ZX-10RR	IND	<b>1'37.726</b>	3.113	0.639	9	158,402	<b>279,1</b>
19	<b>34 L. BALDASSARRI</b>	ITA	GMT94 Yamaha	Yamaha YZF R1	IND	<b>1'38.001</b>	3.388	0.275	6	157,958	<b>278,4</b>
20	<b>52 O. KONIG</b>	CZE	Orelac Racing MOVISIO	Kawasaki ZX-10RR	IND	<b>1'38.608</b>	3.995	0.607	13	156,985	<b>275,5</b>
<b>Out 105% in this Session</b>											
21	<b>51 E. GRANADO</b>	BRA	PETRONAS MIE Racing HONDA Team	Honda CBR1000 RR-R	IND	<b>1'39.518</b>	4.905	0.910	18	155,550	<b>276,9</b>
22	<b>7 I. LECUONA</b>	ESP	Team HRC	Honda CBR1000 RR-R					0		<b>282,7</b>

Qualifying Lap Time (105% of 1'34.613): 1'39.344

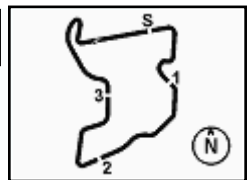
AIR	Humidity:	59%	Temp:	31°C
TRACK	Condition:	Dry	Temp:	43°C

Records	Pole	(SP)	2022 T.Razgatioglu	1'31.371	169420	Km/h
	Race	(SPRC)	2022 T.Razgatioglu	1'32.163	167960	Km/h
	All Times	(SP)	2022 T.Razgatioglu	1'31.371	169420	Km/h

Start 03/03/2023 10:05 End 10:52 The results are provisional until the end of the time limit for protests and appeals and the completion of the technical checks.

These data/results cannot be reproduced, stored and/or transmitted in whole or in part by any manner of electronic, mechanical, photocopying, recording, broadcasting or otherwise now known or herein after developed without the previous express consent by the copyright owner, except for reproduction in daily press and regular printed publications on sale to the public within 60 days of the event related to those data/results and always provided that copyright symbol appears together as follows below.

© DORNA WSBK ORGANIZATION Srl 2023



## Motul Indonesian Round, 3-5 March 2023

### Results Free Practice 1st Session

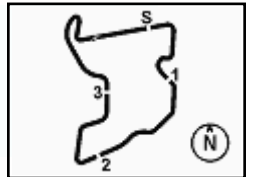
#### Session Highlights

Local Time	No. Rider	Description
10.05.00		Start
10.05.03		WorldSBK Pit Intervention Time: Imin 2secs
10.13.10	<b>31 G. GERLOFF</b>	Current Lap Cancelled - Exceeded Track Limits - Turn 14
10.13.11	<b>54 T. RAZGATLIOGLU</b>	Racelink not working properly, both gps and rf
10.14.46	<b>76 L. BAZ</b>	Crashed - Re-Joined - Turn 10
10.16.02	<b>7 I. LECUONA</b>	Crashed - Turn 16
10.18.33	<b>31 G. GERLOFF</b>	Lap Cancelled [1'42.230] - Exceeded Track Limits - Turn 14
10.18.44	<b>34 L. BALDASSARRI</b>	Crashed - Turn 6
10.20.29	<b>47 A. BASSANI</b>	Current Lap Cancelled - Exceeded Track Limits - Turn 8L
10.21.25	<b>51 E. GRANADO</b>	Current Lap Cancelled - Exceeded Track Limits - Turn 8L
10.23.21	<b>21 M. RINALDI</b>	Crashed - Turn 10
10.24.02	<b>21 M. RINALDI</b>	Re-joined
10.25.15	<b>35 H. SYAHRIN</b>	Lap Cancelled [1'40.372] - Yellow Flag - Turn 16
10.25.20	<b>1 A. BAUTISTA</b>	Lap Cancelled [1'36.521] - Yellow Flag - Turn 16
10.25.30	<b>34 L. BALDASSARRI</b>	Lap Cancelled [1'44.889] - Yellow Flag - Turn 16
10.25.35	<b>97 X. VIERGE</b>	Lap Cancelled [1'38.842] - Yellow Flag - Turn 16
10.27.31	<b>47 A. BASSANI</b>	Lap Cancelled [8'22.369] - Yellow Flag - Turn 6
10.27.37	<b>60 M. VAN DER MARK</b>	Lap Cancelled [1'35.751] - Yellow Flag - Turn 6
10.27.41	<b>77 D. AEGERTER</b>	Lap Cancelled [1'47.521] - Yellow Flag - Turn 6
10.27.47	<b>9 D. PETRUCCI</b>	Lap Cancelled [1'40.450] - Yellow Flag - Turn 6
10.27.56	<b>51 E. GRANADO</b>	Lap Cancelled [1'39.096] - Yellow Flag - Turn 6
10.28.01	<b>5 P. OETTL</b>	Lap Cancelled [1'36.978] - Yellow Flag - Turn 6
10.28.07	<b>1 A. BAUTISTA</b>	Lap Cancelled [1'36.323] - Yellow Flag - Turn 6
10.28.11	<b>45 S. REDDING</b>	Lap Cancelled [8'48.499] - Yellow Flag - Turn 6
10.28.17	<b>35 H. SYAHRIN</b>	Lap Cancelled [1'37.263] - Yellow Flag - Turn 6
10.28.22	<b>55 A. LOCATELLI</b>	Lap Cancelled [1'43.802] - Yellow Flag - Turn 6
10.28.27	<b>97 X. VIERGE</b>	Lap Cancelled [1'37.143] - Yellow Flag - Turn 6
10.29.06	<b>5 P. OETTL</b>	Lap Cancelled [1'49.662] - Yellow Flag - Turn 10
10.29.11	<b>35 H. SYAHRIN</b>	Lap Cancelled [1'52.008] - Yellow Flag - Turn 10
10.29.16	<b>45 S. REDDING</b>	Lap Cancelled [1'46.426] - Yellow Flag - Turn 10
10.29.21	<b>55 A. LOCATELLI</b>	Lap Cancelled [1'35.444] - Yellow Flag - Turn 10
10.29.26	<b>97 X. VIERGE</b>	Lap Cancelled [1'43.100] - Yellow Flag - Turn 10
10.29.31	<b>51 E. GRANADO</b>	Lap Cancelled [1'56.806] - Yellow Flag - Turn 10
10.29.36	<b>47 A. BASSANI</b>	Lap Cancelled [1'36.587] - Yellow Flag - Turn 10
10.30.39	<b>97 X. VIERGE</b>	Lap Cancelled [1'39.365] - Exceeded Track Limits - Turn 9
10.30.48	<b>47 A. BASSANI</b>	Current Lap Cancelled - Exceeded Track Limits - Turn 14
10.35.07	<b>22 A. LOWES</b>	Current Lap Cancelled - Exceeded Track Limits - Turn 8L
10.36.56	<b>66 T. SYKES</b>	Racelink GPS NDT working
10.39.22	<b>76 L. BAZ</b>	Current Lap Cancelled - Exceeded Track Limits - Turn 8L
10.41.42	<b>21 M. RINALDI</b>	On Asphalt - Re-Joined - Turn 3
10.42.01	<b>1 A. BAUTISTA</b>	Current Lap Cancelled - Exceeded Track Limits - Turn 8L
10.42.49	<b>76 L. BAZ</b>	Lap Cancelled [1'43.516] - Exceeded Track Limits - Turn 9
10.46.24	<b>51 E. GRANADO</b>	Current Lap Cancelled - Exceeded Track Limits - Turn 8L
10.49.56	<b>47 A. BASSANI</b>	Current Lap Cancelled - Exceeded Track Limits - Turn 8L
10.49.56	<b>87 R. GARDNER</b>	Current Lap Cancelled - Exceeded Track Limits - Turn 8L
10.51.52	<b>47 A. BASSANI</b>	Lap Cancelled [19'40.811] - Exceeded Track Limits - Turn 6
10.52.21		End Of Session

Start 10:05 End 10:52 The results are provisional until the end of the time limit for protests and appeals and the completion of the technical checks.

These data/results cannot be reproduced, stored and/or transmitted in whole or in part by any manner of electronic, mechanical, photocopying, recording, broadcasting or otherwise now known or herein after developed without the previous express consent by the copyright owner, except for reproduction in daily press and regular printed publications on sale to the public within 60 days of the event related to those data/results and always provided that copyright symbol appears together as follows below.

© DORNA WSBK ORGANIZATION Srl 2023



## Motul Indonesian Round, 3-5 March 2023

### Results Free Practice 1st Session

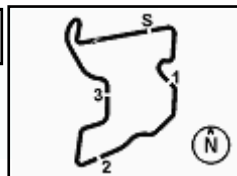
#### Fastest Laps Sequence

No.	Rider	Nat	Team	Bike	Local Time	Time	Gap	Avg
76	L. <b>BAZ</b>	FRA	Bonovo Action BMW	BMW M1000 RR	10:08'33.772	<b>1'39.896</b>		154,961
45	S. <b>REDDING</b>	GBR	ROKiT BMW Motorrad WorldSBK Team	BMW M1000 RR	10:08'44.494	<b>1'38.011</b>	-1.885	157,941
1	A. <b>BAUTISTA</b>	ESP	Aruba.it Racing - Ducati	Ducati Panigale V4R	10:09'38.211	<b>1'37.512</b>	-0.499	158,750
45	S. <b>REDDING</b>	GBR	ROKiT BMW Motorrad WorldSBK Team	BMW M1000 RR	10:10'20.709	<b>1'36.215</b>	-1.297	160,890
87	R. <b>GARDNER</b>	AUS	GYTR GRT Yamaha WorldSBK Team	Yamaha YZF R1	10:10'29.197	<b>1'35.434</b>	-0.781	162,206
87	R. <b>GARDNER</b>	AUS	GYTR GRT Yamaha WorldSBK Team	Yamaha YZF R1	10:12'04.389	<b>1'35.192</b>	-0.242	162,619
1	A. <b>BAUTISTA</b>	ESP	Aruba.it Racing - Ducati	Ducati Panigale V4R	10:12'48.688	<b>1'34.783</b>	-0.409	163,320
54	T. <b>RAZGATLIOGLU</b>	TUR	Pata Yamaha Prometeon WorldSBK	Yamaha YZF R1	10:16'18.423	<b>1'34.669</b>	-0.114	163,517
21	M. <b>RINALDI</b>	ITA	Aruba.it Racing - Ducati	Ducati Panigale V4R	10:49'27.747	<b>1'34.613</b>	-0.056	163,614

Start 10:05 End 10:52 The results are provisional until the end of the time limit for protests and appeals and the completion of the technical checks.

These data/results cannot be reproduced, stored and/or transmitted in whole or in part by any manner of electronic, mechanical, photocopying, recording, broadcasting or otherwise now known or herein after developed without the previous express consent by the copyright owner, except for reproduction in daily press and regular printed publications on sale to the public within 60 days of the event related to those data/results and always provided that copyright symbol appears together as follows below.

© DORNA WSBK ORGANIZATION Srl 2023



## Motul Indonesian Round, 3-5 March 2023

### Best Sectors & Speed Free Practice 1st Session

Pertamina Mandalika Circuit 4.300 m

#### BEST LAP

1	21	M. RINALDI	Ducati Panigale V4R	1'34.613
2	54	T. RAZGATLIOGLU	Yamaha YZF R1	1'34.669
3	1	A. BAUTISTA	Ducati Panigale V4R	1'34.783
4	65	J. REA	Kawasaki ZX-10RR	1'34.801
5	97	X. VIERGE	Honda CBR1000 RR-R	1'34.838
6	87	R. GARDNER	Yamaha YZF R1	1'35.192
7	55	A. LOCATELLI	Yamaha YZF R1	1'35.320
8	22	A. LOWES	Kawasaki ZX-10RR	1'35.533
9	5	P. OETTL	Ducati Panigale V4R	1'35.571
10	60	M. VAN DER MARK	BMW M1000 RR	1'36.142
11	45	S. REDDING	BMW M1000 RR	1'36.215
12	31	G. GERLOFF	BMW M1000 RR	1'36.274
13	47	A. BASSANI	Ducati Panigale V4R	1'36.504
14	77	D. AEGERTER	Yamaha YZF R1	1'36.511
15	76	L. BAZ	BMW M1000 RR	1'36.884
16	9	D. PETRUCCI	Ducati Panigale V4R	1'36.930
17	35	H. SYHRIN	Honda CBR1000 RR-R	1'37.087
18	66	T. SYKES	Kawasaki ZX-10RR	1'37.726
19	34	L. BALDASSARRI	Yamaha YZF R1	1'38.001
20	52	D. KONIG	Kawasaki ZX-10RR	1'38.608
21	51	E. GRANADO	Honda CBR1000 RR-R	1'39.518
22	7	I. LECUONA	Honda CBR1000 RR-R	

#### SPEED

1	31	G. GERLOFF	BMW M1000 RR	291,1
2	1	A. BAUTISTA	Ducati Panigale V4R	291,1
3	97	X. VIERGE	Honda CBR1000 RR-R	290,3
4	21	M. RINALDI	Ducati Panigale V4R	290,3
5	47	A. BASSANI	Ducati Panigale V4R	288,8
6	9	D. PETRUCCI	Ducati Panigale V4R	287,2
7	5	P. OETTL	Ducati Panigale V4R	286,5
8	65	J. REA	Kawasaki ZX-10RR	285,7
9	60	M. VAN DER MARK	BMW M1000 RR	285,7
10	22	A. LOWES	Kawasaki ZX-10RR	285,7
11	55	A. LOCATELLI	Yamaha YZF R1	285,0
12	54	T. RAZGATLIOGLU	Yamaha YZF R1	285,0
13	87	R. GARDNER	Yamaha YZF R1	285,0
14	45	S. REDDING	BMW M1000 RR	284,2
15	76	L. BAZ	BMW M1000 RR	282,7
16	7	I. LECUONA	Honda CBR1000 RR-R	282,7
17	77	D. AEGERTER	Yamaha YZF R1	282,7
18	35	H. SYHRIN	Honda CBR1000 RR-R	281,3
19	66	T. SYKES	Kawasaki ZX-10RR	279,1
20	34	L. BALDASSARRI	Yamaha YZF R1	278,4
21	51	E. GRANADO	Honda CBR1000 RR-R	276,9
22	52	D. KONIG	Kawasaki ZX-10RR	275,5

#### SEG. 1

1	21	M. RINALDI	26.417
2	54	T. RAZGATLIOGLU	26.440
3	97	X. VIERGE	26.509
4	55	A. LOCATELLI	26.587
5	1	A. BAUTISTA	26.606
6	65	J. REA	26.615
7	5	P. OETTL	26.618
8	22	A. LOWES	26.687
9	87	R. GARDNER	26.700
10	31	G. GERLOFF	26.770
11	76	L. BAZ	26.848
12	60	M. VAN DER MARK	26.894
13	47	A. BASSANI	26.898
14	77	D. AEGERTER	27.034
15	45	S. REDDING	27.085
16	35	H. SYHRIN	27.120
17	9	D. PETRUCCI	27.122
18	34	L. BALDASSARRI	27.373
19	66	T. SYKES	27.451
20	52	D. KONIG	27.524
21	51	E. GRANADO	27.661
22	7	I. LECUONA	28.761

#### SEG. 2

1	87	R. GARDNER	19.291
2	1	A. BAUTISTA	19.386
3	55	A. LOCATELLI	19.404
4	21	M. RINALDI	19.412
5	65	J. REA	19.539
6	54	T. RAZGATLIOGLU	19.543
7	22	A. LOWES	19.591
8	5	P. OETTL	19.616
9	97	X. VIERGE	19.652
10	60	M. VAN DER MARK	19.700
11	45	S. REDDING	19.714
12	77	D. AEGERTER	19.754
13	31	G. GERLOFF	19.803
14	35	H. SYHRIN	19.850
15	34	L. BALDASSARRI	19.969
16	47	A. BASSANI	19.980
17	66	T. SYKES	20.052
18	76	L. BAZ	20.055
19	9	D. PETRUCCI	20.097
20	52	D. KONIG	20.121
21	51	E. GRANADO	20.357
22	7	I. LECUONA	20.745

#### SEG. 3

1	1	A. BAUTISTA	19.423
2	60	M. VAN DER MARK	19.519
3	54	T. RAZGATLIOGLU	19.520
4	21	M. RINALDI	19.538
5	97	X. VIERGE	19.582
6	87	R. GARDNER	19.593
7	22	A. LOWES	19.593
8	65	J. REA	19.615
9	5	P. OETTL	19.731
10	55	A. LOCATELLI	19.744
11	47	A. BASSANI	19.814
12	45	S. REDDING	19.820
13	31	G. GERLOFF	19.859
14	77	D. AEGERTER	19.922
15	9	D. PETRUCCI	19.931
16	76	L. BAZ	19.990
17	35	H. SYHRIN	20.063
18	7	I. LECUONA	20.092
19	34	L. BALDASSARRI	20.165
20	66	T. SYKES	20.199
21	52	D. KONIG	20.256
22	51	E. GRANADO	20.381

#### SEG. 4

1	54	T. RAZGATLIOGLU	28.883
2	1	A. BAUTISTA	28.963
3	65	J. REA	29.032
4	97	X. VIERGE	29.095
5	21	M. RINALDI	29.194
6	55	A. LOCATELLI	29.290
7	31	G. GERLOFF	29.330
8	87	R. GARDNER	29.382
9	22	A. LOWES	29.414
10	60	M. VAN DER MARK	29.521
11	47	A. BASSANI	29.576
12	45	S. REDDING	29.596
13	5	P. OETTL	29.606
14	77	D. AEGERTER	29.706
15	9	D. PETRUCCI	29.722
16	66	T. SYKES	29.761
17	35	H. SYHRIN	29.846
18	76	L. BAZ	29.964
19	52	D. KONIG	30.357
20	34	L. BALDASSARRI	30.381
21	51	E. GRANADO	30.527
22	7	I. LECUONA	31.092

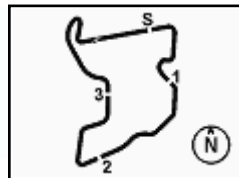
03/03/2023

These data/results cannot be reproduced, stored and/or transmitted in whole or in part by any manner of electronic, mechanical, photocopying, recording, broadcasting or otherwise now known or herein after developed without the previous express consent by the copyright owner, except for reproduction in daily press and regular printed publications on sale to the public within 60 days of the event related to those data/results and always provided that copyright symbol appears together as follows below.

© DORNA WSBK ORGANIZATION Srl 2023

FIGR PERUGIA TIMING





## Motul Indonesian Round, 3-5 March 2023

### Ideal Times Free Practice 1st Session

Pertamina Mandalika Circuit 4.300 m

No.	Rider	Nat	Bike	Seg. 1	Seg. 2	Seg. 3	Seg. 4	Ideal Time			
				Diff. 1	Diff. 2	Diff. 3	Diff. 4	Best Lap	Pos.	Diff.	
1	<b>1 A. BAUTISTA</b>	ESP	Ducati Panigale V4R	26.606	19.386 +0.239	<b>19.423</b>	28.963 +0.166	<b>1'34.378</b>	1'34.783	3	0.405
2	<b>54 T. RAZGATLIOGLU</b>	TUR	Yamaha YZF R1	26.440 +0.024	19.543 +0.192	19.520	<b>28.883</b> +0.067	<b>1'34.386</b>	1'34.669	2	0.283
3	<b>21 M. RINALDI</b>	ITA	Ducati Panigale V4R	<b>26.417</b>	19.412	19.538 +0.052	29.194	<b>1'34.561</b>	1'34.613	1	0.052
4	<b>65 J. REA</b>	GBR	Kawasaki ZX-10RR	26.615	19.539	19.615	29.032	<b>1'34.801</b>	1'34.801	4	
5	<b>97 X. VIERGE</b>	ESP	Honda CBR1000 RR-R	26.509	19.652	19.582	29.095	<b>1'34.838</b>	1'34.838	5	
6	<b>87 R. GARDNER</b>	AUS	Yamaha YZF R1	26.700	<b>19.291</b>	19.593 +0.051	29.382 +0.175	<b>1'34.966</b>	1'35.192	6	0.226
7	<b>55 A. LOCATELLI</b>	ITA	Yamaha YZF R1	26.587 +0.095	19.404 +0.137	19.744 +0.031	29.290 +0.032	<b>1'35.025</b>	1'35.320	7	0.295
8	<b>22 A. LOWES</b>	GBR	Kawasaki ZX-10RR	26.687 +0.025	19.591	19.593 +0.223	29.414	<b>1'35.285</b>	1'35.533	8	0.248
9	<b>5 P. OETTL</b>	GER	Ducati Panigale V4R	26.618	19.616	19.731	29.606	<b>1'35.571</b>	1'35.571	9	
10	<b>60 M. VAN DER MARK</b>	NED	BMW M1000 RR	26.894 +0.242	19.700	19.519 +0.266	29.521	<b>1'35.634</b>	1'36.142	10	0.508
11	<b>31 G. GERLOFF</b>	USA	BMW M1000 RR	26.770	19.803 +0.178	19.859 +0.006	29.330 +0.328	<b>1'35.762</b>	1'36.274	12	0.512
12	<b>45 S. REDDING</b>	GBR	BMW M1000 RR	27.085	19.714	19.820	29.596	<b>1'36.215</b>	1'36.215	11	
13	<b>47 A. BASSANI</b>	ITA	Ducati Panigale V4R	26.898	19.980 +0.095	19.814	29.576 +0.141	<b>1'36.268</b>	1'36.504	13	0.236
14	<b>77 D. AEGERTER</b>	SUI	Yamaha YZF R1	27.034	19.754 +0.095	19.922	29.706	<b>1'36.416</b>	1'36.511	14	0.095
15	<b>76 L. BAZ</b>	FRA	BMW M1000 RR	26.848	20.055	19.990	29.964 +0.027	<b>1'36.857</b>	1'36.884	15	0.027
16	<b>9 D. PETRUCCI</b>	ITA	Ducati Panigale V4R	27.122 +0.029	20.097 +0.008	19.931 +0.021	29.722	<b>1'36.872</b>	1'36.930	16	0.058
17	<b>35 H. SYHRIN</b>	MAS	Honda CBR1000 RR-R	27.120 +0.107	19.850	20.063	29.846 +0.101	<b>1'36.879</b>	1'37.087	17	0.208
18	<b>66 T. SYKES</b>	GBR	Kawasaki ZX-10RR	27.451 +0.080	20.052 +0.183	20.199	29.761	<b>1'37.463</b>	1'37.726	18	0.263
19	<b>34 L. BALDASSARRI</b>	ITA	Yamaha YZF R1	27.373 +0.113	19.969	20.165	30.381	<b>1'37.888</b>	1'38.001	19	0.113
20	<b>52 D. KONIG</b>	CZE	Kawasaki ZX-10RR	27.524 +0.168	20.121 +0.156	20.256	30.357 +0.026	<b>1'38.258</b>	1'38.608	20	0.350
21	<b>51 E. GRANADO</b>	BRA	Honda CBR1000 RR-R	27.661 +0.262	20.357 +0.160	20.381 +0.170	30.527	<b>1'38.926</b>	1'39.518	21	0.592
	<b>7 I. LECUONA</b>	ESP	Honda CBR1000 RR-R								
<b>Overall Ideal Time</b>				26.417	19.291	19.423	28.883	<b>1'34.014</b>			

03/03/2023

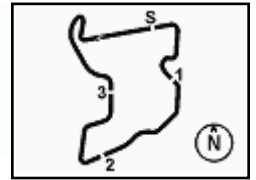
These data/results cannot be reproduced, stored and/or transmitted in whole or in part by any manner of electronic, mechanical, photocopying, recording, broadcasting or otherwise now known or herein after developed without the previous express consent by the copyright owner, except for reproduction in daily press and regular printed publications on sale to the public within 60 days of the event related to those data/results and always provided that copyright symbol appears together as follows below.

© DORNA WSBK ORGANIZATION Srl 2023

FIGR PERUGIA TIMING







## Motul Indonesian Round, 3-5 March 2023

### Chronological Analysis Free Practice 1st Session

Pertamina Mandalika Circuit 4.300 m

1 / 3

1° 21 M. RINALDI [1'34.613]								5° 97 X. VIERGE [1'34.838]							
Lap	Seg1	Seg2	Seg3	Seg4	Lap Time	km/h	Local Time	Lap	Seg1	Seg2	Seg3	Seg4	Lap Time	km/h	Local Time
1		20.646	20.299	30.609			10:20'41.855	1		21.698	25.131	41.571			10:12'50.889
2	26.731	19.960	19.630	29.436	1'35.757	288,8	10:22'17.612	2	27.454	20.330	20.208	30.201	1'38.193	279,1	10:14'29.082
3	26.515	19.450	1'14.773	41.641	2'42.379P	289,5	10:24'59.991	3	27.417	20.046	19.929	31.450	1'38.842C	284,2	10:16'07.924
4	15'12.182	20.089	20.172	29.899	16'22.342P		10:41'22.333	4	26.990	19.794	20.452	29.668	1'36.904	287,2	10:17'44.828
5	27.034	19.775	22.112	29.924	1'38.845	288,0	10:43'01.178	5	26.789	22.725	20.139	29.712	1'39.365C	<b>290,3</b>	10:19'24.193
6	26.768	19.626	19.755	29.625	1'35.774	<b>290,3</b>	10:44'36.952	6	27.128	20.046	20.096	29.873	1'37.143C	287,2	10:21'01.336
7	26.469	19.513	<b>19.538</b>	29.874	1'35.394	<b>290,3</b>	10:46'12.346	7	27.279	20.121	20.058	35.520	1'42.978	287,2	10:22'44.314
8	27.852	21.007	22.536	29.393	1'40.788	<b>290,3</b>	10:47'53.134	8	27.113	20.160	20.271	35.556	1'43.100CP	289,5	10:24'27.414
9	<b>26.417</b>	<b>19.412</b>	19.590	<b>29.194</b>	<b>1'34.613</b>	288,8	10:49'27.747	9	9'51.025	20.875	20.882	31.671	11'04.453P		10:35'31.867
10	46.544	22.560	21.195	32.015	2'02.314	<b>290,3</b>	10:51'30.061	10	27.518	20.402	20.434	30.305	1'38.659	285,7	10:37'10.526

2° 54 T. RAZGATLIOGLU [1'34.669]							
Lap	Seg1	Seg2	Seg3	Seg4	Lap Time	km/h	Local Time
1		20.778	20.847	30.629			10:13'06.803
2	27.179	20.078	20.127	29.567	1'36.951	282,0	10:14'43.754
3	26.464	19.735	<b>19.520</b>	28.950	<b>1'34.669</b>	283,5	10:16'18.423
4	27.928	20.166	19.807	29.321	1'37.222	284,2	10:17'55.645
5	26.578	20.222	20.413	34.886	1'42.099P	284,2	10:19'37.744
6	16'13.161	20.543	21.321	29.477	17'24.502P		10:37'02.246
7	27.045	19.729	19.692	29.271	1'35.737	280,5	10:38'37.983
8	26.573	<b>19.543</b>	19.714	29.135	1'34.965	283,5	10:40'12.948
9	26.481	20.938	20.117	29.348	1'36.884	284,2	10:41'49.832
10	<b>26.440</b>	21.132	20.054	29.300	1'36.926	284,2	10:43'26.758
11	26.447	19.648	19.575	29.027	1'34.697	284,2	10:45'01.455
12	26.496	19.726	19.662	<b>28.883</b>	1'34.767	284,2	10:46'36.222
13	26.604	19.874	19.668	29.060	1'35.206	<b>285,0</b>	10:48'11.428
14	26.683	19.718	19.870	29.207	1'35.478	<b>285,0</b>	10:49'46.906
15	26.663	19.599	21.615	29.555	1'37.432	<b>285,0</b>	10:51'24.338

3° 1 A. BAUTISTA [1'34.783]							
Lap	Seg1	Seg2	Seg3	Seg4	Lap Time	km/h	Local Time
1		21.363	20.861	30.579			10:08'00.699
2	27.447	20.388	19.966	29.711	1'37.512	282,7	10:09'38.211
3	26.917	19.809	19.688	29.280	1'35.694	287,2	10:11'13.905
4	<b>26.606</b>	19.625	<b>19.423</b>	29.129	<b>1'34.783</b>	290,3	10:12'48.688
5	27.259	<b>19.386</b>	19.892	29.030	1'35.567	288,8	10:14'24.255
6	26.941	19.599	20.708	29.273	1'36.521C	284,2	10:16'00.776
7	27.160	19.715	19.623	29.310	1'35.808	290,3	10:17'36.584
8	26.883	19.522	19.855	<b>28.963</b>	1'35.223	287,2	10:19'11.807
9	26.722	19.586	19.649	30.366	1'36.323C	289,5	10:20'48.130
10	28.563	20.765	20.937	35.506	1'45.771P	277,6	10:22'33.901
11	12'39.395	20.350	20.124	29.632	13'49.501P		10:36'23.402
12	27.239	20.341	19.892	29.640	1'37.112	288,0	10:38'00.514
13	26.916	19.733	19.836	29.416	1'35.901	288,8	10:39'36.415
14	26.981	19.652	20.150	29.701	1'36.484	290,3	10:41'12.899
15	33.871	22.234	23.794	29.602	1'49.501C	<b>291,1</b>	10:43'02.400
16	27.116	21.000	23.675	36.756	1'48.547P	289,5	10:44'50.947
17	5'19.971	20.892	20.882	32.805	6'34.550P		10:51'25.497

4° 65 J. REA [1'34.801]							
Lap	Seg1	Seg2	Seg3	Seg4	Lap Time	km/h	Local Time
1		21.008	20.526	29.645			10:34'10.263
2	27.603	19.964	19.966	29.400	1'36.933	283,5	10:35'47.196
3	<b>26.615</b>	<b>19.539</b>	<b>19.615</b>	<b>29.032</b>	<b>1'34.801</b>	283,5	10:37'21.997
4	28.247	21.482	20.742	29.985	1'40.456	283,5	10:39'02.453
5	28.073	21.096	22.840	35.702	1'47.711P	<b>285,7</b>	10:40'50.164
6	7'01.277	20.516	20.437	30.041	8'12.271P		10:49'02.435
7	27.336	21.010	20.125	30.576	1'39.047	282,7	10:50'41.482

6° 87 R. GARDNER [1'35.192]							
Lap	Seg1	Seg2	Seg3	Seg4	Lap Time	km/h	Local Time
1			22.380	21.213	32.728		10:07'15.110
2	27.650	20.229	19.979	30.795	1'38.653	272,0	10:08'53.763
3	26.763	19.696	<b>19.593</b>	<b>29.382</b>	1'35.434	280,5	10:10'29.197
4	<b>26.700</b>	<b>19.291</b>	19.644	29.557	<b>1'35.192</b>	279,8	10:12'04.389
5	29.894	22.196	21.526	31.058	1'44.674	282,0	10:13'49.063
6	26.996	19.770	20.184	29.488	1'36.438	279,8	10:15'25.501
7	27.252	19.870	19.838	29.546	1'36.506	281,3	10:17'02.007
8	27.340	25.683	21.517	37.620	1'52.160P	<b>285,0</b>	10:18'54.167
9	24'02.723	22.198	22.013	31.751	25'18.685P		10:44'12.852
10	28.544	20.649	22.569	30.631	1'42.393	280,5	10:45'55.245
11	27.157	20.178	20.155	29.739	1'37.229	282,7	10:47'32.474
12	27.794	20.424	20.106	29.822	1'38.146	281,3	10:49'10.620
13	27.434	27.006	21.255	31.494	1'47.189C	281,3	10:50'57.809

7° 55 A. LOCATELLI [1'35.320]							
Lap	Seg1	Seg2	Seg3	Seg4	Lap Time	km/h	Local Time
1		20.811	20.979	34.326			10:16'08.446
2	27.450	19.580	20.229	30.787	1'38.046	276,2	10:17'46.492
3	26.903	19.622	20.052	29.642	1'36.219	283,5	10:19'22.711
4	27.497	19.550	26.241	30.514	1'43.802C	284,2	10:21'06.513
5	26.837	19.938	19.951	30.077	1'36.803	282,7	10:22'43.316
6	26.597	19.565	19.808	29.474	1'35.444C	284,2	10:24'18.760
7	27.030	19.579	19.902	29.658	1'36.169	<b>285,0</b>	10:25'54.929
8	27.857	20.892	20.410	35.742	1'44.901P	282,7	10:27'39.830
9	12'27.666	19.946	20.445	29.695	13'37.752P		10:41'17.582
10	27.111	19.570	19.924	29.435	1'36.040	282,0	10:42'53.622
11	26.721	19.511	19.835	29.658	1'35.725	284,2	10:44'29.347
12	26.851	19.654	19.915	29.651	1'36.071	283,5	10:46'05.418
13	26.682	19.541	19.775	29.322	<b>1'35.320</b>	283,5	10:47'40.738
14	<b>26.587</b>	<b>19.404</b>	20.232	<b>29.290</b>	1'35.513	284,2	10:49'16.251
15	26.829	19.544	<b>19.744</b>	29.339	1'35.456	282,7	10:50'51.707

8° 22 A. LOWES [1'35.533]							
Lap	Seg1	Seg2	Seg3	Seg4	Lap Time	km/h	Local Time
1		21.328	21.444	31.094			10:29'36.594
2	27.704	20.190	20.357	29.891	1'38.142	281,3	10:31'14.736
3	27.128	19.982	<b>19.593</b>	29.538	1'36.241	<b>285,7</b>	10:32'50.977
4	26.712	<b>19.591</b>	19.816	<b>29.414</b>	<b>1'35.533</b>	285,0	10:34'26.510
5	<b>26.687</b>	25.115	21.668	29.915	1'43.385C	284,2	10:36'09.895
6	26.934	19.875	19.892	29.459	1'36.160	285,0	10:37'46.055

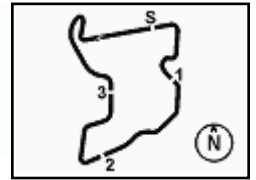
03/03/2023

P = Pits In/Out - C = Lap Time Cancelled

These data/results cannot be reproduced, stored and/or transmitted in whole or in part by any manner of electronic, mechanical, photocopying, recording, broadcasting or otherwise now known or herein after developed without the previous express consent by the copyright owner, except for reproduction in daily press and regular printed publications on sale to the public within 60 days of the event related to those data/results and always provided that copyright symbol appears together as follows below.

© DORNA WSBK ORGANIZATION Srl 2023





## Motul Indonesian Round, 3-5 March 2023

### Chronological Analysis Free Practice 1st Session

Pertamina Mandalika Circuit 4.300 m

2 / 3

7	26.918	19.972	20.070	29.605	1'36.565	285,0	10:39'22.620
8	26.815	19.799	31.326	37.901	1'55.841P	<b>285,7</b>	10:41'18.461
9	6'30.997	20.802	20.660	32.632	7'45.091P		10:49'03.552
10	27.086	20.014	19.904	30.948	1'37.952	283,5	10:50'41.504

1						22.419	22.657	33.542			10:08'01.300
2	28.661	20.936	21.391	30.676	1'41.664	257,8	10:09'42.964				
3	27.355	20.141	20.611	34.883	1'42.990P	281,3	10:11'25.954				
4	7'10.170	21.528	20.684	29.987	8'22.369CP		10:19'48.323				
5	<b>26.898</b>	21.260	20.729	29.688	1'38.575C	286,5	10:21'26.898				
6	<b>26.898</b>	20.075	<b>19.814</b>	29.717	<b>1'36.504</b>	286,5	10:23'03.402				
7	26.900	20.034	19.922	29.731	1'36.587C	287,2	10:24'39.989				
8	27.022	19.995	20.038	<b>29.576</b>	1'36.631	<b>288,8</b>	10:26'16.620				
9	27.001	<b>19.980</b>	19.976	29.729	1'36.686	288,0	10:27'53.306				
10	27.138	19.997	19.863	29.833	1'36.831	285,7	10:29'30.137				
11	27.075	19.984	19.941	40.531	1'47.531CP	285,0	10:31'17.668				
12	18'22.585	24.407	21.903	31.916	19'40.811CP		10:50'58.479				

#### 9° 5 P. OETTL (1'35.571)

Lap	Seg1	Seg2	Seg3	Seg4	Lap Time	km/h	Local Time
1		21.129	20.860	31.101			10:17'31.189
2	27.893	19.982	20.160	30.019	1'38.054	282,0	10:19'09.243
3	27.514	19.709	20.031	29.724	1'36.978C	284,2	10:20'46.221
4	<b>26.618</b>	<b>19.616</b>	<b>19.731</b>	<b>29.606</b>	<b>1'35.571</b>	<b>286,5</b>	10:22'21.792
5	26.838	20.303	25.468	37.053	1'49.662CP	<b>286,5</b>	10:24'11.454
6	11'51.904	19.936	20.259	29.810	13'01.909P		10:37'13.363
7	27.342	19.726	20.116	31.685	1'38.869	275,5	10:38'52.232
8	27.010	19.777	20.026	29.984	1'36.797	285,0	10:40'29.029
9	27.599	19.896	21.905	29.950	1'39.350	284,2	10:42'08.379
10	27.117	19.696	19.908	29.926	1'36.647	285,0	10:43'45.026
11	27.132	19.758	20.133	30.155	1'37.178	283,5	10:45'22.204
12	27.356	20.247	20.197	30.320	1'38.120	285,0	10:47'00.324
13	34.138	21.427	20.757	35.293	1'51.615P	280,5	10:48'51.939
14	54.841	21.202	21.652	31.776	2'09.471P		10:51'01.410

#### 14° 77 D. AEGERTER (1'36.511)

Lap	Seg1	Seg2	Seg3	Seg4	Lap Time	km/h	Local Time
1		21.550	21.431	31.914			10:13'38.185
2	29.048	22.018	21.012	30.609	1'42.687	269,3	10:15'20.872
3	27.993	20.293	20.341	30.074	1'38.701	271,4	10:16'59.573
4	27.627	20.154	20.060	29.964	1'37.805	276,9	10:18'37.378
5	27.844	20.408	20.935	38.334	1'47.521CP	260,9	10:20'24.899
6	6'09.140	20.839	20.843	37.168	7'27.990P		10:27'52.889
7	6'24.565	20.946	21.549	34.473	7'41.533P		10:35'34.422
8	27.923	20.222	20.385	30.150	1'38.680	272,7	10:37'13.102
9	27.372	<b>19.754</b>	20.032	29.923	1'37.081	279,1	10:38'50.183
10	27.435	20.013	20.258	30.222	1'37.928	280,5	10:40'28.111
11	27.683	20.598	20.700	29.839	1'38.820	275,5	10:42'06.931
12	<b>27.034</b>	19.849	<b>19.922</b>	<b>29.706</b>	<b>1'36.511</b>	282,0	10:43'43.442
13	27.235	20.022	20.068	30.250	1'37.575	<b>282,7</b>	10:45'21.017
14	27.814	20.155	20.057	29.903	1'37.929	278,4	10:46'58.946
15	38.091	21.853	20.969	37.592	1'58.505P	279,8	10:48'57.451

#### 10° 60 M. VAN DER MARK (1'36.142)

Lap	Seg1	Seg2	Seg3	Seg4	Lap Time	km/h	Local Time
1		21.580	21.162	30.914			10:15'24.861
2	27.136	19.909	19.770	29.590	1'36.405	276,9	10:17'01.266
3	27.136	<b>19.700</b>	19.785	<b>29.521</b>	<b>1'36.142</b>	282,7	10:18'37.408
4	<b>26.894</b>	20.071	<b>19.519</b>	29.267	1'35.751C	282,7	10:20'13.159
5	29.755	21.909	21.369	30.386	1'43.419	285,0	10:21'56.578
6	26.989	19.900	19.867	34.902	1'41.658P	<b>285,7</b>	10:23'38.236

#### 11° 45 S. REDDING (1'36.215)

Lap	Seg1	Seg2	Seg3	Seg4	Lap Time	km/h	Local Time
1		21.237	21.097	31.740			10:07'06.483
2	27.681	20.234	20.047	30.049	1'38.011	279,8	10:08'44.494
3	<b>27.085</b>	<b>19.714</b>	<b>19.820</b>	<b>29.596</b>	<b>1'36.215</b>	282,7	10:10'20.709
4	28.114	19.816	19.837	35.463	1'43.230P	<b>284,2</b>	10:12'03.939
5	7'37.350	20.615	20.586	29.948	8'48.499CP		10:20'52.438
6	27.404	20.007	25.486	30.309	1'43.206	282,7	10:22'35.644
7	27.696	20.615	20.946	37.169	1'46.426CP	<b>284,2</b>	10:24'22.070

#### 15° 76 L. BAZ (1'36.884)

Lap	Seg1	Seg2	Seg3	Seg4	Lap Time	km/h	Local Time
1		23.686	22.186	32.010			10:06'53.876
2	28.032	21.097	20.190	30.577	1'39.896	270,0	10:08'33.772
3	27.257	20.260	20.129	30.294	1'37.940	282,0	10:10'11.712
4	27.364	20.702	23.627	<b>29.964</b>	1'41.657	280,5	10:11'53.369
5	<b>26.848</b>	<b>20.055</b>	<b>19.990</b>	29.991	<b>1'36.884</b>	<b>282,7</b>	10:13'30.253
6	27.115	20.142	46.795	39.281	2'13.333P	<b>282,7</b>	10:15'43.586
7	21'36.588	22.016	21.201	35.420	22'55.225P		10:38'38.811
8	27.702	22.793	21.358	31.663	1'43.516C	279,1	10:40'22.327
9	27.600	20.681	20.493	31.267	1'40.041	282,0	10:42'02.368
10	27.833	20.676	20.423	30.798	1'39.730	279,8	10:43'42.098
11	27.635	20.521	20.353	30.350	1'38.859	282,0	10:45'20.957
12	28.153	20.533	20.121	30.435	1'39.242	280,5	10:47'00.199
13	31.510	23.341	22.738	36.051	1'53.640P	279,8	10:48'53.839

#### 12° 31 G. GERLOFF (1'36.274)

Lap	Seg1	Seg2	Seg3	Seg4	Lap Time	km/h	Local Time
1		21.473	21.586	31.782			10:06'54.247
2	28.739	20.759	20.545	30.634	1'40.677	266,0	10:08'34.924
3	28.411	20.554	19.918	29.965	1'38.848	286,5	10:10'13.772
4	27.240	19.938	19.882	30.125	1'37.185	285,0	10:11'50.957
5	27.212	20.323	20.005	34.690	1'42.230C	285,7	10:13'33.187
6	27.198	20.348	21.976	30.742	1'40.264	287,2	10:15'13.451
7	27.147	20.304	19.918	29.867	1'37.236	290,3	10:16'50.687
8	27.637	20.948	20.517	40.496	1'49.598P	285,0	10:18'40.285
9	20'01.887	21.002	20.290	29.853	21'13.032P		10:39'53.317
10	26.805	20.614	19.918	29.493	1'36.830	288,8	10:41'30.147
11	27.084	20.033	19.891	<b>29.330</b>	1'36.338	288,0	10:43'06.485
12	26.965	<b>19.803</b>	21.839	29.795	1'38.402	286,5	10:44'44.887
13	26.881	20.109	<b>19.859</b>	29.807	1'36.656	287,2	10:46'21.543
14	<b>26.770</b>	19.981	19.865	29.658	<b>1'36.274</b>	<b>291,1</b>	10:47'57.817
15	27.139	20.043	20.095	29.595	1'36.872	288,0	10:49'34.689
16			27.283	32.906	2'04.717	285,7	10:51'39.406

#### 16° 9 D. PETRUCCI (1'36.930)

Lap	Seg1	Seg2	Seg3	Seg4	Lap Time	km/h	Local Time
1		22.074	22.222	31.855			10:06'54.109
2	28.568	20.852	20.559	32.023	1'42.002	274,1	10:08'36.111
3	27.870	20.692	20.126	30.040	1'38.728	282,0	10:10'14.839
4	27.306	20.174	19.983	29.735	1'37.198	284,2	10:11'52.037
5	27.283	20.102	<b>19.931</b>	29.960	1'37.276	284,2	10:13'29.313
6	27.173	20.180	20.100	30.032	1'37.485	285,0	10:15'06.798
7	28.548	22.275	22.190	31.691	1'44.704	284,2	10:16'51.502
8	<b>27.122</b>	20.848	20.630	37.967	1'46.567	285,7	10:18'38.069
9	27.288	20.662	22.193	30.307	1'40.450C	284,2	10:20'18.519
10	27.188	<b>20.097</b>	20.087	29.858	1'37.230	285,7	10:21'55.749
11	27.151	20.105	19.952	<b>29.722</b>	<b>1'36.930</b>	286,5	10:23'32.679
12	33.029	22.514	22.414	37.489	1'55.446P	285,7	10:25'28.125
13	15'47.970	21.290	20.623	30.318	17'00.201P		10:42'28.326
14	27.406	20.601	22.804	34.049	1'44.860	285,7	10:44'13.186

#### 13° 47 A. BASSANI (1'36.504)

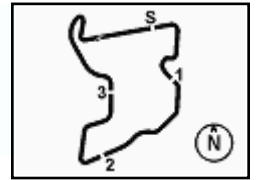
Lap	Seg1	Seg2	Seg3	Seg4	Lap Time	km/h	Local Time
-----	------	------	------	------	----------	------	------------

03/03/2023

P = Pits In/Out - C = Lap Time Cancelled

These data/results cannot be reproduced, stored and/or transmitted in whole or in part by any manner of electronic, mechanical, photocopying, recording, broadcasting or otherwise now known or herein after developed without the previous express consent by the copyright owner, except for reproduction in daily press and regular printed publications on sale to the public within 60 days of the event related to those data/results and always provided that copyright symbol appears together as follows below.

© DORNA WSBK ORGANIZATION Srl 2023



## Motul Indonesian Round, 3-5 March 2023

### Chronological Analysis Free Practice 1st Session

Pertamina Mandalika Circuit 4.300 m

3 / 3

15	28.752	20.643	21.121	30.519	1'41.035	<b>287,2</b>	10:45'54.221
16	27.502	20.521	21.687	30.332	1'40.042	284,2	10:47'34.263
17	27.545	20.257	23.593	31.893	1'43.288	285,0	10:49'17.551
18	31.859	23.166	21.932	34.129	1'51.086	285,0	10:51'08.637

#### 17° 35 H. SYAHRIN [1'37.087]

Lap	Seg.1	Seg.2	Seg.3	Seg.4	Lap Time	km/h	Local Time
1		22.272	21.912	31.865			10:14'20.267
2	28.430	20.620	20.675	30.647	1'40.372C	272,0	10:16'00.639
3	27.792	20.117	20.173	30.091	1'38.173	276,2	10:17'38.812
4	27.506	20.327	20.129	29.961	1'37.923	279,1	10:19'16.735
5	27.358	20.071	20.080	29.754	1'37.263C	278,4	10:20'53.998
6	<b>27.120</b>	20.051	20.072	<b>29.846</b>	1'37.089	<b>281,3</b>	10:22'31.087
7	29.192	23.715	22.430	36.671	1'52.008CP	278,4	10:24'23.095
8	11'01.030	21.292	20.905	30.739	12'13.966P		10:36'37.061
9	27.840	20.265	20.411	30.233	1'38.749	276,9	10:38'15.810
10	27.608	20.591	20.639	30.618	1'39.456	276,9	10:39'55.266
11	27.734	20.446	24.145	38.433	1'50.758P	277,6	10:41'46.024
12	5'01.128	21.264	20.471	30.059	6'12.922P		10:47'58.946
13	27.227	<b>19.850</b>	<b>20.063</b>	29.947	<b>1'37.087</b>	278,4	10:49'36.033
14	27.233	20.030	20.249	29.903	1'37.415	<b>281,3</b>	10:51'13.448

#### 21° 51 E. GRANADO [1'39.518]

Lap	Seg.1	Seg.2	Seg.3	Seg.4	Lap Time	km/h	Local Time
1		25.599	23.622	34.124			10:07'08.104
2	29.720	21.889	21.613	32.441	1'45.663	259,0	10:08'53.767
3	28.581	21.016	20.701	32.360	1'42.658	264,7	10:10'36.425
4	28.130	20.993	20.559	30.997	1'40.679	275,5	10:12'17.104
5	28.015	20.588	20.447	30.707	1'39.757	274,1	10:13'56.861
6	28.068	20.409	20.836	30.907	1'40.220	270,0	10:15'37.081
7	27.904	24.341	20.774	32.783	1'45.802	274,1	10:17'22.883
8	27.879	21.401	20.521	30.823	1'40.624	274,1	10:19'03.507
9	27.773	20.433	<b>20.381</b>	30.509	1'39.096C	274,1	10:20'42.603
10	27.801	24.455	27.705	31.357	1'51.318C	<b>276,9</b>	10:22'33.921
11	35.061	25.930	21.031	34.784	1'56.806C	<b>276,9</b>	10:24'30.727
12	28.009	<b>20.357</b>	25.471	38.427	1'52.264P	<b>276,9</b>	10:26'22.991
13	13'00.388		21.864	30.989	14'14.493P		10:40'37.484
14	<b>27.661</b>	21.017	20.757	31.079	1'40.514	273,4	10:42'17.998
15	27.846	20.476	20.458	30.749	1'39.529	274,1	10:43'57.527
16	27.923	20.517	20.551	<b>30.527</b>	<b>1'39.518</b>	273,4	10:45'37.045
17	27.727	29.108	31.093	31.200	1'59.128C	274,8	10:47'36.173
18	27.945	20.483	25.695	32.872	1'46.995	274,8	10:49'23.168
19	27.693	20.535	20.526	36.210	1'44.964	271,4	10:51'08.132

#### 18° 66 T. SYKES [1'37.726]

Lap	Seg.1	Seg.2	Seg.3	Seg.4	Lap Time	km/h	Local Time
1		22.822	22.067	33.960			10:36'04.590
2	29.415	21.575	21.526	30.660	1'43.176	257,1	10:37'47.766
3	27.786	20.280	20.294	29.966	1'38.326	274,1	10:39'26.092
4	27.599	20.347	20.272	30.415	1'38.633	276,2	10:41'04.725
5	29.446	21.702	21.853	36.699	1'49.700	273,4	10:42'54.425
6	27.455	<b>20.052</b>	21.674	35.274	1'44.455	<b>279,1</b>	10:44'38.880
7	<b>27.451</b>	20.204	20.390	29.947	1'37.992	271,4	10:46'16.872
8	27.661	20.315	20.266	29.930	1'38.172	276,2	10:47'55.044
9	34.053	23.486	22.344	39.320	1'59.203	269,3	10:49'54.247
10	27.531	20.235	<b>20.199</b>	<b>29.761</b>	<b>1'37.726</b>	276,9	10:51'31.973

#### 22° 7 I. LECUONA

Lap	Seg.1	Seg.2	Seg.3	Seg.4	Lap Time	km/h	Local Time
1		22.004	21.125	<b>31.092</b>			10:14'04.921

#### 19° 34 L. BALDASSARRI [1'38.001]

Lap	Seg.1	Seg.2	Seg.3	Seg.4	Lap Time	km/h	Local Time
1		21.470	21.517	31.817			10:07'42.301
2	28.416	20.803	20.851	30.895	1'40.965	272,7	10:09'23.266
3	27.746	20.591	20.883	30.591	1'39.811	274,8	10:11'03.077
4	27.540	20.438	21.616	32.295	1'41.889	274,8	10:12'44.966
5	27.487	20.420	20.407	30.415	1'38.729	276,2	10:14'23.695
6	<b>27.373</b>	20.237	20.803	36.476	1'44.889C	<b>278,4</b>	10:16'08.584
7	27.486	<b>19.969</b>	<b>20.165</b>	<b>30.381</b>	<b>1'38.001</b>	274,8	10:17'46.585

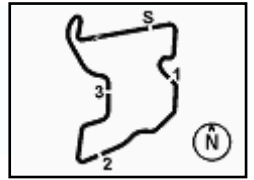
#### 20° 52 O. KONIG [1'38.608]

Lap	Seg.1	Seg.2	Seg.3	Seg.4	Lap Time	km/h	Local Time
1		22.927	22.653	32.502			10:07'30.942
2	29.902	21.682	21.653	31.882	1'45.119	269,3	10:09'16.061
3	28.285	20.686	20.831	30.779	1'40.581	272,0	10:10'56.642
4	27.902	20.419	20.475	30.609	1'39.405	272,7	10:12'36.047
5	27.670	20.522	20.392	30.454	1'39.038	272,7	10:14'15.085
6	27.692	20.277	<b>20.256</b>	30.383	<b>1'38.608</b>	274,1	10:15'53.693
7	27.883	20.636	20.415	30.699	1'39.633	274,1	10:17'33.326
8	29.597	25.680	21.226	38.505	1'55.008P	274,8	10:19'28.334
9	21'58.429	23.085	23.693	34.978	23'20.185P		10:42'48.519
10	27.889	<b>20.121</b>	20.395	33.442	1'41.847	270,0	10:44'30.366
11	31.751	20.448	25.258	30.495	1'47.952	<b>275,5</b>	10:46'18.318
12	<b>27.524</b>	20.348	20.292	30.642	1'38.806	<b>275,5</b>	10:47'57.124
13	27.667	20.191	20.568	<b>30.357</b>	1'38.783	274,8	10:49'35.907
14	35.444	20.777	20.902	31.141	1'48.264	274,8	10:51'24.171

03/03/2023 P = Pits In/Out - C = Lap Time Cancelled

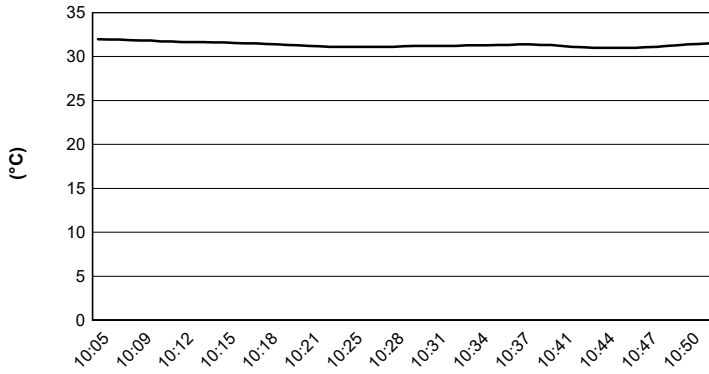
These data/results cannot be reproduced, stored and/or transmitted in whole or in part by any manner of electronic, mechanical, photocopying, recording, broadcasting or otherwise now known or herein after developed without the previous express consent by the copyright owner, except for reproduction in daily press and regular printed publications on sale to the public within 60 days of the event related to those data/results and always provided that copyright symbol appears together as follows below.

© DORNA WSBK ORGANIZATION Srl 2023

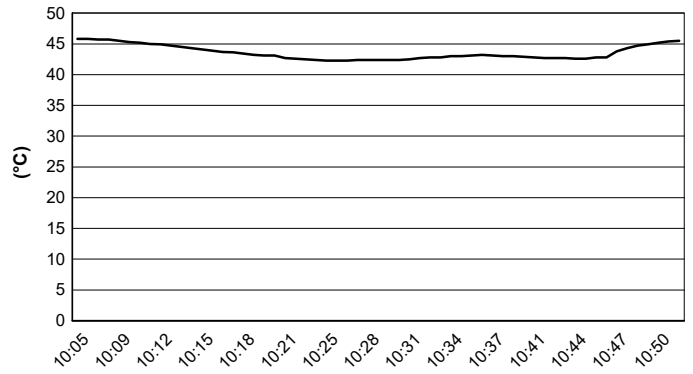


**Motul Indonesian Round, 3-5 March 2023**  
**Weather Report Free Practice 1st Session**  
 Session started 10:05 - Session ended 10:52

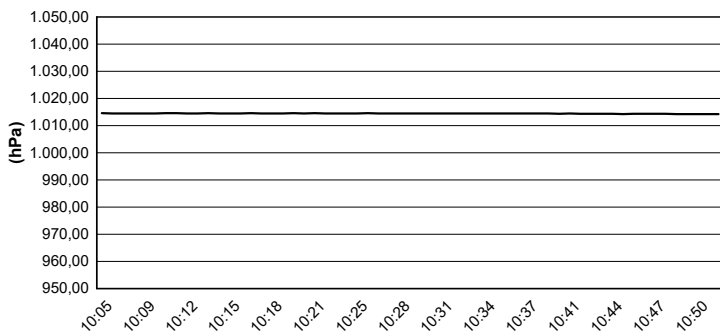
**Air Temperature**



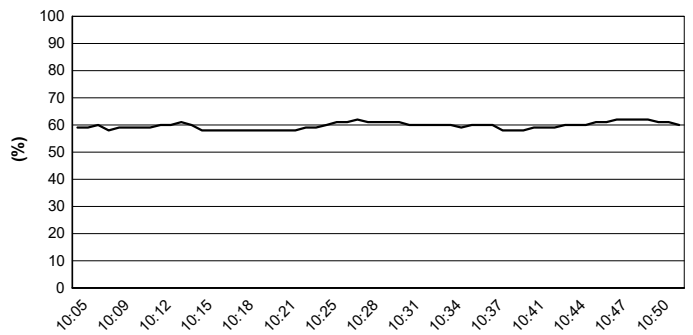
**Track Temperature**



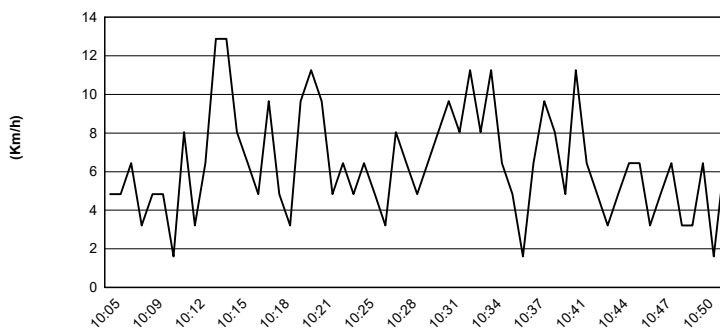
**Air Pressure**



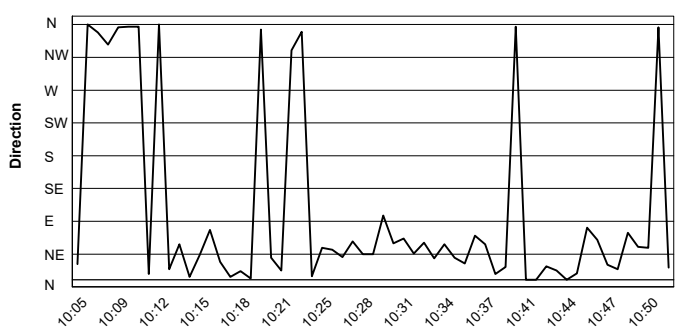
**Humidity**



**Wind Speed**



**Wind Direction**



03/03/2023

These data/results cannot be reproduced, stored and/or transmitted in whole or in part by any manner of electronic, mechanical, photocopying, recording, broadcasting or otherwise now known or herein after developed without the previous express consent by the copyright owner, except for reproduction in daily press and regular printed publications on sale to the public within 60 days of the event related to those data/results and always provided that copyright symbol appears together as follows below.

© DORNA WSBK ORGANIZATION Srl 2023