

## Motul Indonesian Round, 3-5 March 2023

### Results Free Practice 2nd Session

No.	Rider	Nat	Team	Bike	Class	Time	Gap	Rel.	Laps	Speed	
										Avg	Max
1	<b>21</b> M. RINALDI	ITA	Aruba.it Racing - Ducati	Ducati Panigale V4R		<b>1'32.468</b>			17	167,409	<b>292,7</b>
2	<b>1</b> A. BAUTISTA	ESP	Aruba.it Racing - Ducati	Ducati Panigale V4R		<b>1'32.497</b>	0.029	0.029	19	167,357	<b>294,3</b>
3	<b>54</b> T. RAZGATLIOGLU	TUR	Pata Yamaha Prometeon WorldSBK	Yamaha YZF R1		<b>1'32.625</b>	0.157	0.128	21	167,126	<b>287,2</b>
4	<b>65</b> J. REA	GBR	Kawasaki Racing Team WorldSBK	Kawasaki ZX-10RR		<b>1'33.203</b>	0.735	0.578	17	166,089	<b>288,8</b>
5	<b>60</b> M. VAN DER MARK	NED	ROKIT BMW Motorrad WorldSBK Team	BMW M1000 RR		<b>1'33.213</b>	0.745	0.10	19	166,071	<b>288,0</b>
6	<b>87</b> R. GARDNER	AUS	GYTR GRT Yamaha WorldSBK Team	Yamaha YZF R1	IND	<b>1'33.374</b>	0.906	0.161	18	165,785	<b>285,0</b>
7	<b>22</b> A. LOWES	GBR	Kawasaki Racing Team WorldSBK	Kawasaki ZX-10RR		<b>1'33.460</b>	0.992	0.086	21	165,632	<b>290,3</b>
8	<b>55</b> A. LOCATELLI	ITA	Pata Yamaha Prometeon WorldSBK	Yamaha YZF R1		<b>1'33.545</b>	1.077	0.085	22	165,482	<b>285,7</b>
9	<b>47</b> A. BASSANI	ITA	Motocorsa Racing	Ducati Panigale V4R	IND	<b>1'33.711</b>	1.243	0.166	17	165,189	<b>291,9</b>
10	<b>45</b> S. REDDING	GBR	ROKIT BMW Motorrad WorldSBK Team	BMW M1000 RR		<b>1'33.745</b>	1.277	0.034	20	165,129	<b>288,0</b>
11	<b>97</b> X. VIERGE	ESP	Team HRC	Honda CBR1000 RR-R		<b>1'33.793</b>	1.325	0.048	21	165,044	<b>292,7</b>
12	<b>77</b> D. AEGERTER	SUI	GYTR GRT Yamaha WorldSBK Team	Yamaha YZF R1	IND	<b>1'33.837</b>	1.369	0.044	20	164,967	<b>285,7</b>
13	<b>76</b> L. BAZ	FRA	Bonovo Action BMW	BMW M1000 RR	IND	<b>1'33.843</b>	1.375	0.006	17	164,956	<b>288,0</b>
14	<b>31</b> G. GERLOFF	USA	Bonovo Action BMW	BMW M1000 RR	IND	<b>1'34.119</b>	1.651	0.276	13	164,473	<b>290,3</b>
15	<b>9</b> D. PETRUCCI	ITA	Barni Spark Racing Team	Ducati Panigale V4R	IND	<b>1'34.124</b>	1.656	0.005	17	164,464	<b>288,8</b>
16	<b>5</b> P. OETTL	GER	Team GoEleven	Ducati Panigale V4R	IND	<b>1'34.360</b>	1.892	0.236	19	164,053	<b>288,0</b>
17	<b>7</b> I. LECUONA	ESP	Team HRC	Honda CBR1000 RR-R		<b>1'34.452</b>	1.984	0.092	16	163,893	<b>287,2</b>
18	<b>34</b> L. BALDASSARRI	ITA	GMT94 Yamaha	Yamaha YZF R1	IND	<b>1'35.201</b>	2.733	0.749	18	162,603	<b>282,7</b>
19	<b>35</b> H. SYHRIN	MAS	PETRONAS MIE Racing HONDA Team	Honda CBR1000 RR-R	IND	<b>1'36.031</b>	3.563	0.830	16	161,198	<b>285,0</b>
20	<b>66</b> T. SYKES	GBR	Kawasaki Puccetti Racing	Kawasaki ZX-10RR	IND	<b>1'36.140</b>	3.672	0.109	8	161,015	<b>279,1</b>
21	<b>52</b> O. KONIG	CZE	Orelac Racing MOVISIO	Kawasaki ZX-10RR	IND	<b>1'36.308</b>	3.840	0.168	13	160,734	<b>277,6</b>
22	<b>51</b> E. GRANADO	BRA	PETRONAS MIE Racing HONDA Team	Honda CBR1000 RR-R	IND	<b>1'36.373</b>	3.905	0.065	18	160,626	<b>279,1</b>

Qualifying Lap Time (105% of 1'32.468): 1'37.092

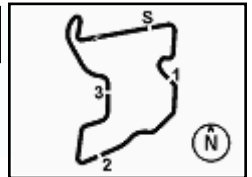
AIR	Humidity:	54%	Temp:	33°C
TRACK	Condition:	Dry	Temp:	52°C

Records	Pole	(SP)	2022	T.Razgatioglu	1'31.371	169420	Km/h
	Race	(SPRC)	2022	T.Razgatioglu	1'32.163	167960	Km/h
	All Times	(SP)	2022	T.Razgatioglu	1'31.371	169420	Km/h

Start 03/03/2023 13:00 End 13:46 The results are provisional until the end of the time limit for protests and appeals and the completion of the technical checks.

These data/results cannot be reproduced, stored and/or transmitted in whole or in part by any manner of electronic, mechanical, photocopying, recording, broadcasting or otherwise now known or herein after developed without the previous express consent by the copyright owner, except for reproduction in daily press and regular printed publications on sale to the public within 60 days of the event related to those data/results and always provided that copyright symbol appears together as follows below.

© DORNA WSBK ORGANIZATION Srl 2023



## Motul Indonesian Round, 3-5 March 2023

### Results Free Practice 2nd Session

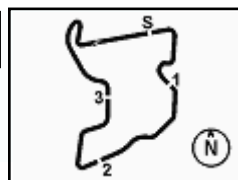
#### Session Highlights

Local Time	No. Rider	Description
13.00.00		Start
13.00.03		WorldSBK Pit Intervention Time: Imin 2secs
13.05.37	<b>54 T. RAZGATLIOGLU</b>	Racelink NDT working properly
13.05.37	<b>60 M. VAN DER MARK</b>	Racelink NDT working properly
13.06.15		60 (GPS) - 54 (GPS+RF)
13.07.06	<b>1 A. BAUTISTA</b>	Crashed - Turn 1
13.07.11	<b>45 S. REDDING</b>	Current Lap Cancelled - Exceeded Track Limits - Turn 14
13.07.33	<b>1 A. BAUTISTA</b>	Re-joined
13.08.02	<b>1 A. BAUTISTA</b>	Current Lap Cancelled - Exceeded Track Limits - Turn 8L
13.10.39	<b>21 M. RINALDI</b>	Current Lap Cancelled - Exceeded Track Limits - Turn 14
13.14.02	<b>54 T. RAZGATLIOGLU</b>	Racelink still not working properly
13.14.43	<b>76 L. BAZ</b>	Lap Cancelled [1'41.198] - Yellow Flag - Turn 1
13.14.48	<b>97 X. VIERGE</b>	Lap Cancelled [1'37.044] - Yellow Flag - Turn 1
13.14.49	<b>7 I. LECUONA</b>	Current Lap Cancelled - Exceeded Track Limits - Turn 14
13.14.53	<b>35 H. SYHRIN</b>	Lap Cancelled [1'39.465] - Yellow Flag - Turn 1
13.14.58	<b>60 M. VAN DER MARK</b>	Lap Cancelled [1'35.885] - Yellow Flag - Turn 1
13.15.03	<b>34 L. BALDASSARRI</b>	Lap Cancelled [1'36.819] - Yellow Flag - Turn 1
13.15.08	<b>5 P. OETTL</b>	Lap Cancelled [1'35.691] - Yellow Flag - Turn 1
13.15.13	<b>9 D. PETRUCCI</b>	Lap Cancelled [1'36.503] - Yellow Flag - Turn 1
13.15.18	<b>7 I. LECUONA</b>	Lap Cancelled [1'38.318] - Yellow Flag - Turn 1
13.15.23	<b>51 E. GRANADO</b>	Lap Cancelled [1'38.376] - Yellow Flag - Turn 1
13.15.28	<b>52 O. KONIG</b>	Lap Cancelled [1'49.870] - Yellow Flag - Turn 1
13.15.33	<b>22 A. LOWES</b>	Lap Cancelled [1'35.357] - Yellow Flag - Turn 1
13.15.38	<b>47 A. BASSANI</b>	Lap Cancelled [1'34.266] - Yellow Flag - Turn 1
13.17.52	<b>87 R. GARDNER</b>	Current Lap Cancelled - Exceeded Track Limits - Turn 14
13.19.38	<b>87 R. GARDNER</b>	Current Lap Cancelled - Exceeded Track Limits - Turn 14
13.19.41	<b>22 A. LOWES</b>	Current Lap Cancelled - Exceeded Track Limits - Turn 14
13.19.42	<b>34 L. BALDASSARRI</b>	Current Lap Cancelled - Exceeded Track Limits - Turn 14
13.19.43	<b>9 D. PETRUCCI</b>	Current Lap Cancelled - Exceeded Track Limits - Turn 14
13.22.20	<b>31 G. GERLOFF</b>	Current Lap Cancelled - Exceeded Track Limits - Turn 8L
13.22.23	<b>87 R. GARDNER</b>	Current Lap Cancelled - Exceeded Track Limits - Turn 8L
13.22.29	<b>47 A. BASSANI</b>	Current Lap Cancelled - Exceeded Track Limits - Turn 8L
13.23.05	<b>35 H. SYHRIN</b>	Current Lap Cancelled - Exceeded Track Limits - Turn 8L
13.26.45	<b>60 M. VAN DER MARK</b>	Current Lap Cancelled - Exceeded Track Limits - Turn 8L
13.27.54	<b>51 E. GRANADO</b>	Current Lap Cancelled - Exceeded Track Limits - Turn 8L
13.28.26	<b>66 T. SYKES</b>	Racelink GPS NDT working
13.29.04	<b>76 L. BAZ</b>	Current Lap Cancelled - Exceeded Track Limits - Turn 14
13.32.10	<b>87 R. GARDNER</b>	Current Lap Cancelled - Exceeded Track Limits - Turn 8L
13.32.51	<b>45 S. REDDING</b>	Current Lap Cancelled - Exceeded Track Limits - Turn 14
13.36.15	<b>31 G. GERLOFF</b>	Current Lap Cancelled - Exceeded Track Limits - Turn 14
13.38.14	<b>9 D. PETRUCCI</b>	Current Lap Cancelled - Exceeded Track Limits - Turn 14
13.38.59	<b>31 G. GERLOFF</b>	Current Lap Cancelled - Exceeded Track Limits - Turn 8L
13.39.22	<b>7 I. LECUONA</b>	Crashed - Re-Joined - Turn 10
13.40.05	<b>5 P. OETTL</b>	Current Lap Cancelled - Exceeded Track Limits - Turn 8L
13.40.17	<b>22 A. LOWES</b>	Current Lap Cancelled - Exceeded Track Limits - Turn 8L
13.41.10	<b>76 L. BAZ</b>	Current Lap Cancelled - Exceeded Track Limits - Turn 14
13.41.40	<b>66 T. SYKES</b>	Racelink GPS is OK
13.41.44	<b>76 L. BAZ</b>	Lap Cancelled [1'36.617] - Yellow Flag - Turn 10
13.41.49	<b>31 G. GERLOFF</b>	Lap Cancelled [1'42.012] - Yellow Flag - Turn 10
13.41.54	<b>51 E. GRANADO</b>	Lap Cancelled [1'39.169] - Yellow Flag - Turn 10
13.41.59	<b>35 H. SYHRIN</b>	Lap Cancelled [1'43.862] - Yellow Flag - Turn 10
13.42.34	<b>47 A. BASSANI</b>	Current Lap Cancelled - Exceeded Track Limits - Turn 8R
13.42.34	<b>55 A. LOCATELLI</b>	Current Lap Cancelled - Exceeded Track Limits - Turn 8R
13.46.04	<b>76 L. BAZ</b>	Current Lap Cancelled - Exceeded Track Limits - Turn 14
13.46.45		End Of Session

Start                      End                      The results are provisional until the end of the time limit for protests and appeals  
03/03/2023              13:00                      13:46                      and the completion of the technical checks.

These data/results cannot be reproduced, stored and/or transmitted in whole or in part by any manner of electronic, mechanical, photocopying, recording, broadcasting or otherwise now known or herein after developed without the previous express consent by the copyright owner, except for reproduction in daily press and regular printed publications on sale to the public within 60 days of the event related to those data/results and always provided that copyright symbol appears together as follows below.

© DORNA WSBK ORGANIZATION Srl 2023



## Motul Indonesian Round, 3-5 March 2023

### Results Free Practice 2nd Session

Pertamina Mandalika Circuit 4.300 m

3 / 3

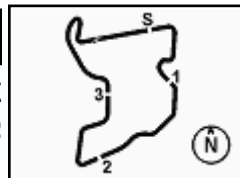
#### Fastest Laps Sequence

No.	Rider	Nat	Team	Bike	Local Time	Time	Gap	Avg
76	L. BAZ	FRA	Bonovo Action BMW	BMW M1000 RR	13:03'30.160	<b>1'36.088</b>		161,102
1	A. BAUTISTA	ESP	Aruba.it Racing - Ducati	Ducati Panigale V4R	13:03'30.322	<b>1'35.465</b>	-0.623	162,154
21	M. RINALDI	ITA	Aruba.it Racing - Ducati	Ducati Panigale V4R	13:04'32.881	<b>1'34.198</b>	-1.267	164,335
65	J. REA	GBR	Kawasaki Racing Team WorldSBK	Kawasaki ZX-10RR	13:04'33.373	<b>1'33.370</b>	-0.828	165,792
21	M. RINALDI	ITA	Aruba.it Racing - Ducati	Ducati Panigale V4R	13:14'08.880	<b>1'33.180</b>	-0.190	166,130
1	A. BAUTISTA	ESP	Aruba.it Racing - Ducati	Ducati Panigale V4R	13:21'50.799	<b>1'33.131</b>	-0.049	166,217
54	T. RAZGATLIOGLU	TUR	Pata Yamaha Prometeon WorldSBK	Yamaha YZF R1	13:43'09.007	<b>1'32.625</b>	-0.506	167,126
1	A. BAUTISTA	ESP	Aruba.it Racing - Ducati	Ducati Panigale V4R	13:43'18.277	<b>1'32.499</b>	-0.126	167,353
1	A. BAUTISTA	ESP	Aruba.it Racing - Ducati	Ducati Panigale V4R	13:44'50.775	<b>1'32.498</b>	-0.001	167,355
21	M. RINALDI	ITA	Aruba.it Racing - Ducati	Ducati Panigale V4R	13:45'05.560	<b>1'32.468</b>	-0.030	167,409

03/03/2023      Start      End      The results are provisional until the end of the time limit for protests and appeals  
13:00      13:46      and the completion of the technical checks.

These data/results cannot be reproduced, stored and/or transmitted in whole or in part by any manner of electronic, mechanical, photocopying, recording, broadcasting or otherwise now known or herein after developed without the previous express consent by the copyright owner, except for reproduction in daily press and regular printed publications on sale to the public within 60 days of the event related to those data/results and always provided that copyright symbol appears together as follows below.

© DORNA WSBK ORGANIZATION Srl 2023



## Motul Indonesian Round, 3-5 March 2023

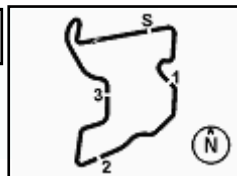
### Free Practices Combined Results after FP2

No.	Rider	Nat	Team	Bike	Class	FP1	FP2	FP3	Time	Gap	Rel.	Avg	LL
1	<b>21 M. RINALDI</b>	ITA	Aruba.it Racing - Ducati	Ducati Panigale V4R		1'34.613	<b>1'32.468</b>		<b>1'32.468</b>			167,409	26
2	<b>1 A. BAUTISTA</b>	ESP	Aruba.it Racing - Ducati	Ducati Panigale V4R		1'34.783	<b>1'32.497</b>		<b>1'32.497</b>	0.029	0.029	167,357	35
3	<b>54 T. RAZGATLIOGLU</b>	TUR	Pata Yamaha Prometeon WorldSBK	Yamaha YZF R1		1'34.669	<b>1'32.625</b>		<b>1'32.625</b>	0.157	0.128	167,126	35
4	<b>65 J. REA</b>	GBR	Kawasaki Racing Team WorldSBK	Kawasaki ZX-10RR		1'34.801	<b>1'33.203</b>		<b>1'33.203</b>	0.735	0.578	166,089	23
5	<b>60 M. VAN DER MARK</b>	NED	ROKiT BMW Motorrad WorldSBK Team	BMW M1000 RR		1'36.142	<b>1'33.213</b>		<b>1'33.213</b>	0.745	0.010	166,071	24
6	<b>87 R. GARDNER</b>	AUS	GYTR GRT Yamaha WorldSBK Team	Yamaha YZF R1	IND	1'35.192	<b>1'33.374</b>		<b>1'33.374</b>	0.906	0.161	165,785	30
7	<b>22 A. LOWES</b>	GBR	Kawasaki Racing Team WorldSBK	Kawasaki ZX-10RR		1'35.533	<b>1'33.460</b>		<b>1'33.460</b>	0.992	0.086	165,632	30
8	<b>55 A. LOCATELLI</b>	ITA	Pata Yamaha Prometeon WorldSBK	Yamaha YZF R1		1'35.320	<b>1'33.545</b>		<b>1'33.545</b>	1.077	0.085	165,482	36
9	<b>47 A. BASSANI</b>	ITA	Motocorsa Racing	Ducati Panigale V4R	IND	1'36.504	<b>1'33.711</b>		<b>1'33.711</b>	1.243	0.166	165,189	28
10	<b>45 S. REDDING</b>	GBR	ROKiT BMW Motorrad WorldSBK Team	BMW M1000 RR		1'36.215	<b>1'33.745</b>		<b>1'33.745</b>	1.277	0.034	165,129	26
11	<b>97 X. VIERGE</b>	ESP	Team HRC	Honda CBR1000 RR-R		1'34.838	<b>1'33.793</b>		<b>1'33.793</b>	1.325	0.048	165,044	37
12	<b>77 D. AEGERTER</b>	SUI	GYTR GRT Yamaha WorldSBK Team	Yamaha YZF R1	IND	1'36.511	<b>1'33.837</b>		<b>1'33.837</b>	1.369	0.044	164,967	34
13	<b>76 L. BAZ</b>	FRA	Bonovo Action BMW	BMW M1000 RR	IND	1'36.884	<b>1'33.843</b>		<b>1'33.843</b>	1.375	0.006	164,956	29
14	<b>31 G. GERLOFF</b>	USA	Bonovo Action BMW	BMW M1000 RR	IND	1'36.274	<b>1'34.119</b>		<b>1'34.119</b>	1.651	0.276	164,473	28
15	<b>9 D. PETRUCCI</b>	ITA	Barni Spark Racing Team	Ducati Panigale V4R	IND	1'36.930	<b>1'34.124</b>		<b>1'34.124</b>	1.656	0.005	164,464	34
16	<b>5 P. OETTL</b>	GER	Team GoEleven	Ducati Panigale V4R	IND	1'35.571	<b>1'34.360</b>		<b>1'34.360</b>	1.892	0.236	164,053	32
17	<b>7 I. LECUONA</b>	ESP	Team HRC	Honda CBR1000 RR-R			<b>1'34.452</b>		<b>1'34.452</b>	1.984	0.092	163,893	16
18	<b>34 L. BALDASSARRI</b>	ITA	GMT94 Yamaha	Yamaha YZF R1	IND	1'38.001	<b>1'35.201</b>		<b>1'35.201</b>	2.733	0.749	162,603	24
19	<b>35 H. SYHRIN</b>	MAS	PETRONAS MIE Racing HONDA Team	Honda CBR1000 RR-R	IND	1'37.087	<b>1'36.031</b>		<b>1'36.031</b>	3.563	0.830	161,198	29
20	<b>66 T. SYKES</b>	GBR	Kawasaki Puccetti Racing	Kawasaki ZX-10RR	IND	1'37.726	<b>1'36.140</b>		<b>1'36.140</b>	3.672	0.109	161,015	17
21	<b>52 D. KONIG</b>	CZE	Orelac Racing MOVISIO	Kawasaki ZX-10RR	IND	1'38.608	<b>1'36.308</b>		<b>1'36.308</b>	3.840	0.168	160,734	26
22	<b>51 E. GRANADO</b>	BRA	PETRONAS MIE Racing HONDA Team	Honda CBR1000 RR-R	IND	1'39.518	<b>1'36.373</b>		<b>1'36.373</b>	3.905	0.065	160,626	36

03/03/2023

These data/results cannot be reproduced, stored and/or transmitted in whole or in part by any manner of electronic, mechanical, photocopying, recording, broadcasting or otherwise now known or herein after developed without the previous express consent by the copyright owner, except for reproduction in daily press and regular printed publications on sale to the public within 60 days of the event related to those data/results and always provided that copyright symbol appears together as follows below.

© DORNA WSBK ORGANIZATION Srl 2023



## Motul Indonesian Round, 3-5 March 2023

### Best Sectors & Speed Free Practice 2nd Session

Pertamina Mandalika Circuit 4.300 m

#### BEST LAP

1	21	M. RINALDI	Ducati Panigale V4R	1'32.468
2	1	A. BAUTISTA	Ducati Panigale V4R	1'32.497
3	54	T. RAZGATLIOGLU	Yamaha YZF R1	1'32.625
4	65	J. REA	Kawasaki ZX-10RR	1'33.203
5	60	M. VAN DER MARK	BMW M1000 RR	1'33.213
6	87	R. GARDNER	Yamaha YZF R1	1'33.374
7	22	A. LOWES	Kawasaki ZX-10RR	1'33.460
8	55	A. LOCATELLI	Yamaha YZF R1	1'33.545
9	47	A. BASSANI	Ducati Panigale V4R	1'33.711
10	45	S. REDDING	BMW M1000 RR	1'33.745
11	97	X. VIERGE	Honda CBR1000 RR-R	1'33.793
12	77	D. AEGERTER	Yamaha YZF R1	1'33.837
13	76	L. BAZ	BMW M1000 RR	1'33.843
14	31	G. GERLOFF	BMW M1000 RR	1'34.119
15	9	D. PETRUCCI	Ducati Panigale V4R	1'34.124
16	5	P. OETTL	Ducati Panigale V4R	1'34.360
17	7	I. LECUONA	Honda CBR1000 RR-R	1'34.452
18	34	L. BALDASSARRI	Yamaha YZF R1	1'35.201
19	35	H. SYHRIN	Honda CBR1000 RR-R	1'36.031
20	66	T. SYKES	Kawasaki ZX-10RR	1'36.140
21	52	D. KONIG	Kawasaki ZX-10RR	1'36.308
22	51	E. GRANADO	Honda CBR1000 RR-R	1'36.373

#### SPEED

1	1	A. BAUTISTA	Ducati Panigale V4R	294,3
2	97	X. VIERGE	Honda CBR1000 RR-R	292,7
3	21	M. RINALDI	Ducati Panigale V4R	292,7
4	47	A. BASSANI	Ducati Panigale V4R	291,9
5	31	G. GERLOFF	BMW M1000 RR	290,3
6	22	A. LOWES	Kawasaki ZX-10RR	290,3
7	65	J. REA	Kawasaki ZX-10RR	288,8
8	9	D. PETRUCCI	Ducati Panigale V4R	288,8
9	60	M. VAN DER MARK	BMW M1000 RR	288,0
10	5	P. OETTL	Ducati Panigale V4R	288,0
11	76	L. BAZ	BMW M1000 RR	288,0
12	45	S. REDDING	BMW M1000 RR	288,0
13	7	I. LECUONA	Honda CBR1000 RR-R	287,2
14	54	T. RAZGATLIOGLU	Yamaha YZF R1	287,2
15	55	A. LOCATELLI	Yamaha YZF R1	285,7
16	77	D. AEGERTER	Yamaha YZF R1	285,7
17	35	H. SYHRIN	Honda CBR1000 RR-R	285,0
18	87	R. GARDNER	Yamaha YZF R1	285,0
19	34	L. BALDASSARRI	Yamaha YZF R1	282,7
20	51	E. GRANADO	Honda CBR1000 RR-R	279,1
21	66	T. SYKES	Kawasaki ZX-10RR	279,1
22	52	D. KONIG	Kawasaki ZX-10RR	277,6

#### SEG. 1

1	21	M. RINALDI	25.946
2	1	A. BAUTISTA	25.997
3	54	T. RAZGATLIOGLU	26.038
4	65	J. REA	26.089
5	60	M. VAN DER MARK	26.182
6	87	R. GARDNER	26.195
7	97	X. VIERGE	26.224
8	22	A. LOWES	26.236
9	76	L. BAZ	26.236
10	47	A. BASSANI	26.282
11	55	A. LOCATELLI	26.284
12	45	S. REDDING	26.297
13	31	G. GERLOFF	26.374
14	5	P. OETTL	26.413
15	77	D. AEGERTER	26.419
16	9	D. PETRUCCI	26.483
17	7	I. LECUONA	26.570
18	34	L. BALDASSARRI	26.759
19	52	D. KONIG	26.929
20	51	E. GRANADO	26.958
21	66	T. SYKES	26.992
22	35	H. SYHRIN	27.065

#### SEG. 2

1	1	A. BAUTISTA	18.840
2	21	M. RINALDI	18.926
3	60	M. VAN DER MARK	19.096
4	55	A. LOCATELLI	19.098
5	47	A. BASSANI	19.104
6	54	T. RAZGATLIOGLU	19.131
7	65	J. REA	19.188
8	97	X. VIERGE	19.192
9	87	R. GARDNER	19.218
10	77	D. AEGERTER	19.227
11	22	A. LOWES	19.229
12	45	S. REDDING	19.234
13	5	P. OETTL	19.302
14	76	L. BAZ	19.333
15	9	D. PETRUCCI	19.398
16	7	I. LECUONA	19.451
17	31	G. GERLOFF	19.483
18	34	L. BALDASSARRI	19.530
19	35	H. SYHRIN	19.686
20	52	D. KONIG	19.741
21	51	E. GRANADO	19.755
22	66	T. SYKES	19.868

#### SEG. 3

1	54	T. RAZGATLIOGLU	19.043
2	21	M. RINALDI	19.044
3	1	A. BAUTISTA	19.117
4	65	J. REA	19.118
5	87	R. GARDNER	19.170
6	60	M. VAN DER MARK	19.180
7	76	L. BAZ	19.199
8	22	A. LOWES	19.248
9	77	D. AEGERTER	19.272
10	97	X. VIERGE	19.274
11	47	A. BASSANI	19.291
12	55	A. LOCATELLI	19.297
13	45	S. REDDING	19.315
14	31	G. GERLOFF	19.375
15	5	P. OETTL	19.385
16	9	D. PETRUCCI	19.426
17	7	I. LECUONA	19.432
18	34	L. BALDASSARRI	19.652
19	51	E. GRANADO	19.688
20	35	H. SYHRIN	19.724
21	66	T. SYKES	19.852
22	52	D. KONIG	19.911

#### SEG. 4

1	54	T. RAZGATLIOGLU	28.338
2	1	A. BAUTISTA	28.379
3	65	J. REA	28.477
4	21	M. RINALDI	28.532
5	60	M. VAN DER MARK	28.566
6	22	A. LOWES	28.609
7	55	A. LOCATELLI	28.645
8	97	X. VIERGE	28.700
9	47	A. BASSANI	28.713
10	45	S. REDDING	28.729
11	9	D. PETRUCCI	28.733
12	87	R. GARDNER	28.744
13	77	D. AEGERTER	28.750
14	31	G. GERLOFF	28.817
15	76	L. BAZ	28.866
16	7	I. LECUONA	28.966
17	5	P. OETTL	29.145
18	34	L. BALDASSARRI	29.163
19	66	T. SYKES	29.306
20	35	H. SYHRIN	29.404
21	51	E. GRANADO	29.604
22	52	D. KONIG	29.626

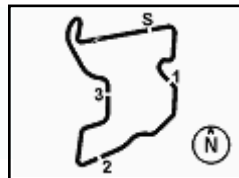
03/03/2023

These data/results cannot be reproduced, stored and/or transmitted in whole or in part by any manner of electronic, mechanical, photocopying, recording, broadcasting or otherwise now known or herein after developed without the previous express consent by the copyright owner, except for reproduction in daily press and regular printed publications on sale to the public within 60 days of the event related to those data/results and always provided that copyright symbol appears together as follows below.

© DORNA WSBK ORGANIZATION Srl 2023

FIGR PERUGIA TIMING





## Motul Indonesian Round, 3-5 March 2023

### Ideal Times Free Practice 2nd Session

Pertamina Mandalika Circuit 4.300 m

No.	Rider	Nat	Bike	Seg. 1	Seg. 2	Seg. 3	Seg. 4	Ideal Time		
				Diff. 1	Diff. 2	Diff. 3	Diff. 4	Best Lap	Pos.	Diff.
1	<b>1 A. BAUTISTA</b>	ESP	Ducati Panigale V4R	25.997 +0.010	<b>18.840</b> +0.029	19.117 +0.074	28.379 +0.051	<b>1'32.333</b> 1'32.497	2	0.164
2	<b>21 M. RINALDI</b>	ITA	Ducati Panigale V4R	<b>25.946</b> +0.006	18.926	19.044 +0.014	28.532	<b>1'32.448</b> 1'32.468	1	0.020
3	<b>54 T. RAZGATLIOGLU</b>	TUR	Yamaha YZF R1	26.038 +0.043	19.131 +0.002	<b>19.043</b>	<b>28.338</b> +0.030	<b>1'32.550</b> 1'32.625	3	0.075
4	<b>65 J. REA</b>	GBR	Kawasaki ZX-10RR	26.089	19.188 +0.214	19.118 +0.090	28.477 +0.027	<b>1'32.872</b> 1'33.203	4	0.331
5	<b>60 M. VAN DER MARK</b>	NED	BMW M1000 RR	26.182 +0.011	19.096 +0.178	19.180	28.566	<b>1'33.024</b> 1'33.213	5	0.189
6	<b>22 A. LOWES</b>	GBR	Kawasaki ZX-10RR	26.236 +0.138	19.229	19.248	28.609	<b>1'33.322</b> 1'33.460	7	0.138
7	<b>55 A. LOCATELLI</b>	ITA	Yamaha YZF R1	26.284 +0.093	19.098 +0.128	19.297	28.645	<b>1'33.324</b> 1'33.545	8	0.221
8	<b>87 R. GARDNER</b>	AUS	Yamaha YZF R1	26.195	19.218	19.170 +0.047	28.744	<b>1'33.327</b> 1'33.374	6	0.047
9	<b>97 X. VIERGE</b>	ESP	Honda CBR1000 RR-R	26.224 +0.172	19.192 +0.214	19.274 +0.017	28.700	<b>1'33.390</b> 1'33.793	11	0.403
10	<b>47 A. BASSANI</b>	ITA	Ducati Panigale V4R	26.282 +0.006	19.104 +0.302	19.291 +0.013	28.713	<b>1'33.390</b> 1'33.711	9	0.321
11	<b>45 S. REDDING</b>	GBR	BMW M1000 RR	26.297 +0.069	19.234 +0.098	19.315 +0.003	28.729	<b>1'33.575</b> 1'33.745	10	0.170
12	<b>76 L. BAZ</b>	FRA	BMW M1000 RR	26.236 +0.209	19.333	19.199	28.866	<b>1'33.634</b> 1'33.843	13	0.209
13	<b>77 D. AEGERTER</b>	SUI	Yamaha YZF R1	26.419 +0.006	19.227 +0.019	19.272 +0.093	28.750 +0.051	<b>1'33.668</b> 1'33.837	12	0.169
14	<b>9 D. PETRUCCI</b>	ITA	Ducati Panigale V4R	26.483 +0.017	19.398	19.426 +0.067	28.733	<b>1'34.040</b> 1'34.124	15	0.084
15	<b>31 G. GERLOFF</b>	USA	BMW M1000 RR	26.374 +0.020	19.483 +0.039	19.375 +0.011	28.817	<b>1'34.049</b> 1'34.119	14	0.070
16	<b>5 P. OETTL</b>	GER	Ducati Panigale V4R	26.413 +0.114	19.302 +0.001	19.385	29.145	<b>1'34.245</b> 1'34.360	16	0.115
17	<b>7 I. LECUONA</b>	ESP	Honda CBR1000 RR-R	26.570	19.451 +0.033	19.432	28.966	<b>1'34.419</b> 1'34.452	17	0.033
18	<b>34 L. BALDASSARRI</b>	ITA	Yamaha YZF R1	26.759 +0.066	19.530 +0.031	19.652	29.163	<b>1'35.104</b> 1'35.201	18	0.097
19	<b>35 H. SYHRIN</b>	MAS	Honda CBR1000 RR-R	27.065 +0.034	19.686 +0.043	19.724 +0.073	29.404 +0.002	<b>1'35.879</b> 1'36.031	19	0.152
20	<b>51 E. GRANADO</b>	BRA	Honda CBR1000 RR-R	26.958 +0.061	19.755 +0.096	19.688	29.604 +0.211	<b>1'36.005</b> 1'36.373	22	0.368
21	<b>66 T. SYKES</b>	GBR	Kawasaki ZX-10RR	26.992 +0.044	19.868 +0.050	19.852 +0.028	29.306	<b>1'36.018</b> 1'36.140	20	0.122
22	<b>52 D. KONIG</b>	CZE	Kawasaki ZX-10RR	26.929	19.741 +0.101	19.911	29.626	<b>1'36.207</b> 1'36.308	21	0.101
<b>Overall Ideal Time</b>				25.946	18.840	19.043	28.338	<b>1'32.167</b>		

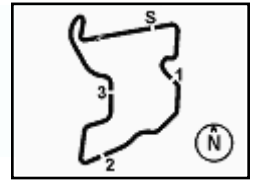
03/03/2023

These data/results cannot be reproduced, stored and/or transmitted in whole or in part by any manner of electronic, mechanical, photocopying, recording, broadcasting or otherwise now known or herein after developed without the previous express consent by the copyright owner, except for reproduction in daily press and regular printed publications on sale to the public within 60 days of the event related to those data/results and always provided that copyright symbol appears together as follows below.

© DORNA WSBK ORGANIZATION Srl 2023

FIGR PERUGIA TIMING





## Motul Indonesian Round, 3-5 March 2023

### Chronological Analysis Free Practice 2nd Session

Pertamina Mandalika Circuit 4.300 m

1 / 4

1° 21 M. RINALDI [1'32.468]							
Lap	Seg1	Seg2	Seg3	Seg4	Lap Time	km/h	Local Time
1		20.528	20.179	32.573			13:02'58.683
2	26.426	19.437	19.460	28.875	1'34.198	289,5	13:04'32.881
3	26.106	19.276	19.145	28.880	1'33.407	291,1	13:06'06.288
4	26.267	23.580	19.676	31.130	1'40.653	291,1	13:07'46.941
5	26.647	19.398	19.152	28.692	1'33.889	291,9	13:09'20.830
6	26.290	19.012	19.285	36.277	1'40.864C	291,9	13:11'01.694
7	26.705	19.210	19.064	29.027	1'34.006	288,8	13:12'35.700
8	26.082	19.104	19.204	28.790	1'33.180	291,9	13:14'08.880
9	29.286	21.205	20.502	35.767	1'46.760P	288,8	13:15'55.640
10	7'55.098	19.908	19.588	29.415	9'04.009P		13:24'59.649
11	26.296	19.879	21.245	30.469	1'37.889	289,5	13:26'37.538
12	26.799	20.479	20.172	36.430	1'43.880P	289,5	13:28'21.418
13	7'19.162	23.697	20.755	31.533	8'35.147P		13:36'56.565
14	26.157	19.284	23.136	29.517	1'38.094	289,5	13:38'34.659
15	25.946	19.092	19.272	30.356	1'34.666	290,3	13:40'09.325
16	26.191	19.082	19.044	29.406	1'33.723	290,3	13:41'43.048
17	36.709	21.915	21.712	29.708	1'50.044	291,9	13:43'33.092
18	25.952	18.926	19.058	28.532	1'32.468	292,7	13:45'05.560

18	26.315	21.786	21.831	34.253	1'44.185P	285,7	13:34'54.554
19	5'32.089	20.208	20.044	29.487	6'41.828P		13:41'36.382
20	26.081	19.133	19.043	28.368	1'32.625	283,5	13:43'09.007
21	26.038	19.165	19.147	28.402	1'32.752	285,0	13:44'41.759
22	26.055	19.201	19.216	28.338	1'32.810	284,2	13:46'14.569

2° 1 A. BAUTISTA [1'32.497]							
Lap	Seg1	Seg2	Seg3	Seg4	Lap Time	km/h	Local Time
1		20.593	20.205	29.464			13:01'54.857
2	26.970	19.897	19.542	29.056	1'35.465	291,9	13:03'30.322
3	26.510	19.360	19.278	28.960	1'34.108	286,5	13:05'04.430
4	26.424	19.297	19.367	28.724	1'33.812	292,7	13:06'38.242
5	1'07.286	25.833	21.787	36.076	2'30.982CP	294,3	13:09'09.224
6	9'58.442	19.980	19.501	30.521	11'08.444P		13:20'17.668
7	26.091	19.054	19.247	28.739	1'33.131	292,7	13:21'50.799
8	26.183	19.166	19.303	28.594	1'33.246	293,5	13:23'24.045
9	26.027	19.118	19.226	28.762	1'33.133	293,5	13:24'57.178
10	31.139	20.524	19.255	29.077	1'39.995	292,7	13:26'37.173
11	26.424	19.188	19.514	37.217	1'42.343	293,5	13:28'19.516
12	29.320	19.347	19.420	37.103	1'45.190	293,5	13:30'04.706
13	26.334	19.681	19.262	28.642	1'33.919	291,9	13:31'38.625
14	26.144	19.200	19.377	28.608	1'33.329	292,7	13:33'11.954
15	26.248	19.292	19.371	28.805	1'33.716	291,9	13:34'45.670
16	31.467	19.991	19.700	36.097	1'47.255P	293,5	13:36'32.925
17	4'04.477	19.879	19.805	28.692	5'12.853P		13:41'45.778
18	26.051	18.952	19.117	28.379	1'32.499	292,7	13:43'18.277
19	25.997	18.840	19.127	28.534	1'32.498	293,5	13:44'50.775
20	26.007	18.869	19.191	28.430	1'32.497	292,7	13:46'23.272

4° 65 J. REA [1'33.203]							
Lap	Seg1	Seg2	Seg3	Seg4	Lap Time	km/h	Local Time
1			19.988	20.187	32.586		13:03'00.003
2	26.443	19.188	19.209	28.530	1'33.370	285,7	13:04'33.373
3	26.247	19.248	19.140	28.807	1'33.442	288,8	13:06'06.815
4	27.311	20.144	20.069	30.618	1'38.142	287,2	13:07'44.957
5	26.293	19.296	19.272	28.753	1'33.614	285,0	13:09'18.571
6	28.997	19.234	20.789	29.175	1'38.195	285,7	13:10'56.766
7	26.341	19.508	19.485	28.929	1'34.263	285,0	13:12'31.029
8	29.092	20.949	19.973	29.061	1'39.075	285,0	13:14'10.104
9	26.637	20.038	19.520	29.294	1'35.489	286,5	13:15'45.593
10	28.488	21.348	20.033	35.473	1'45.342P	285,7	13:17'30.935
11	16'09.024	19.911	19.909	29.192	17'18.036P		13:34'48.971
12	26.309	19.327	19.118	28.477	1'33.231	286,5	13:36'22.202
13	26.142	19.436	19.123	28.579	1'33.280	288,0	13:37'55.482
14	26.183	19.190	19.772	30.329	1'35.474	288,0	13:39'30.956
15	26.675	19.624	19.271	28.745	1'34.315	287,2	13:41'05.271
16	26.089	19.402	19.208	28.504	1'33.203	286,5	13:42'38.474
17	26.121	19.244	19.451	29.182	1'33.998	287,2	13:44'12.472
18	26.450	19.329	19.541	28.682	1'34.002	285,7	13:45'46.474

3° 54 T. RAZGATLIOGLU [1'32.625]							
Lap	Seg1	Seg2	Seg3	Seg4	Lap Time	km/h	Local Time
1		20.692	20.395	30.068			13:02'48.619
2	27.140	20.301	20.472	29.945	1'37.858	282,7	13:04'26.477
3	27.912	20.284	20.181	34.118	1'42.495P	284,2	13:06'08.972
4	5'29.648	19.911	19.837	29.308	6'38.704P		13:12'47.676
5	26.365	19.433	19.534	28.817	1'34.149	285,0	13:14'21.825
6	26.318	19.359	19.237	28.695	1'33.609	284,2	13:15'55.434
7	26.335	19.266	19.608	29.116	1'34.325	285,7	13:17'29.759
8	26.259	19.341	19.440	28.773	1'33.813	285,7	13:19'03.572
9	26.311	19.222	19.330	29.234	1'34.097	285,0	13:20'37.669
10	26.269	19.313	19.356	28.687	1'33.625	285,7	13:22'11.294
11	26.242	19.446	19.373	28.701	1'33.762	285,7	13:23'45.056
12	26.171	19.249	19.287	28.735	1'33.442	285,0	13:25'18.498
13	26.162	19.131	19.349	28.777	1'33.419	285,0	13:26'51.917
14	26.249	19.335	19.230	28.750	1'33.564	286,5	13:28'25.481
15	28.461	20.292	19.403	29.091	1'37.247	287,2	13:30'02.728
16	26.233	19.423	19.393	28.679	1'33.728	285,0	13:31'36.456
17	26.367	19.439	19.379	28.728	1'33.913	286,5	13:33'10.369

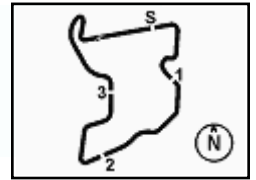
5° 60 M. VAN DER MARK [1'33.213]							
Lap	Seg1	Seg2	Seg3	Seg4	Lap Time	km/h	Local Time
1		20.528	20.316	30.087			13:01'53.367
2	28.273	19.726	23.071	33.075	1'44.145	282,0	13:03'37.512
3	27.256	19.482	19.858	29.415	1'36.011	286,5	13:05'13.523
4	33.059	20.145	19.703	30.385	1'43.292	285,7	13:06'56.815
5	26.962	19.734	19.594	29.595	1'35.885C	281,3	13:08'32.700
6	26.829	19.436	19.690	29.114	1'35.069	284,2	13:10'07.769
7	26.990	19.370	19.511	29.052	1'34.923	283,5	13:11'42.692
8	26.616	19.422	20.449	35.660	1'42.147P	285,0	13:13'24.839
9	8'20.828	20.258	20.034	29.258	9'30.378P		13:22'55.217
10	26.557	19.566	19.451	29.092	1'34.666	283,5	13:24'29.883
11	26.378	19.305	19.349	29.200	1'34.232	285,7	13:26'04.115
12	26.365	23.353	21.166	30.750	1'41.634C	286,5	13:27'45.749
13	26.886	19.807	19.798	29.692	1'36.183	285,7	13:29'21.932
14	26.532	19.591	19.413	35.614	1'41.150P	284,2	13:31'03.082
15	5'39.826	21.943	24.827	29.597	6'56.193P		13:37'59.275
16	26.250	19.369	19.290	28.715	1'33.624	282,0	13:39'32.899
17	26.320	19.348	19.466	28.722	1'33.856	286,5	13:41'06.755
18	26.251	19.281	19.269	28.632	1'33.433	288,0	13:42'40.188
19	26.193	19.274	19.180	28.566	1'33.213	288,0	13:44'13.401
20	26.182	19.096	19.495	28.675	1'33.448	285,7	13:45'46.849

03/03/2023 P = Pits In/Out - C = Lap Time Cancelled

These data/results cannot be reproduced, stored and/or transmitted in whole or in part by any manner of electronic, mechanical, photocopying, recording, broadcasting or otherwise now known or herein after developed without the previous express consent by the copyright owner, except for reproduction in daily press and regular printed publications on sale to the public within 60 days of the event related to those data/results and always provided that copyright symbol appears together as follows below.

© DORNA WSBK ORGANIZATION Srl 2023





## Motul Indonesian Round, 3-5 March 2023

### Chronological Analysis Free Practice 2nd Session

Pertamina Mandalika Circuit 4.300 m

2 / 4

12	26.840	19.728	19.531	29.223	1'35.322	283,5	13:26'35.698	2	28.876	20.401	20.235	30.125	1'39.637	288,8	13:04'13.440
13	26.693	20.108	19.690	29.605	1'36.096	282,7	13:28'11.794	3	26.381	19.706	19.451	29.068	1'34.606	287,2	13:05'48.046
14	26.506	19.684	19.430	29.390	1'35.010	284,2	13:29'46.804	4	26.484	19.570	19.422	28.915	1'34.391	289,5	13:07'22.437
15	26.564	19.451	19.589	29.542	1'35.146	283,5	13:31'21.950	5	26.544	19.431	19.406	28.885	1'34.266C	289,5	13:08'56.703
16	31.877	23.721	27.868	36.532	1'59.998CP	284,2	13:33'21.948	6	<b>26.282</b>	19.458	<b>19.291</b>	28.922	1'33.953	289,5	13:10'30.656
17	7'48.752	20.724	21.672	29.812	9'00.960P		13:42'22.908	7	26.554	19.355	19.416	29.091	1'34.416	290,3	13:12'05.072
18	26.596	19.662	19.707	29.700	1'35.665	279,1	13:43'58.573	8	27.657	19.859	19.705	29.218	1'36.439	291,1	13:13'41.511
19	26.755	19.702	22.741	29.477	1'38.675	281,3	13:45'37.248	9	26.560	19.555	19.416	29.148	1'34.679	285,7	13:15'16.190

10	26.492	19.447	19.395	28.897	1'34.231	288,8	13:16'50.421	10	26.503	19.604	19.589	29.136	1'34.832	<b>291,9</b>	13:18'25.253
11	26.503	19.604	19.589	29.136	1'34.832	<b>291,9</b>	13:18'25.253	11	26.044	20.422	20.576	29.549	1'42.591	<b>291,1</b>	13:20'07.844
12	32.044	20.422	20.576	29.549	1'42.591	<b>291,1</b>	13:20'07.844	12	26.562	19.596	19.660	29.393	1'35.211	289,5	13:21'43.055
13	26.562	19.596	19.660	29.393	1'35.211	289,5	13:21'43.055	13	31.602	23.716	21.437	36.216	1'52.971CP	282,0	13:23'36.026
14	31.602	23.716	21.437	36.216	1'52.971CP	282,0	13:23'36.026	14	15'20.268	<b>21.570</b>	22.099	29.542	16'33.479P		13:40'09.505
15	15'20.268	<b>21.570</b>	22.099	29.542	16'33.479P		13:40'09.505	15	26.435	<b>19.104</b>	26.516	29.816	1'41.871	289,5	13:41'51.376
16	26.435	<b>19.104</b>	26.516	29.816	1'41.871	289,5	13:41'51.376	16	26.484	22.099	21.086	29.348	1'39.017C	288,8	13:43'30.393
17	26.484	22.099	21.086	29.348	1'39.017C	288,8	13:43'30.393	17	26.288	19.406	19.304	<b>28.713</b>	<b>1'33.711</b>	289,5	13:45'04.104
18	26.288	19.406	19.304	<b>28.713</b>	<b>1'33.711</b>	289,5	13:45'04.104								

#### 7° 22 A. LOWES (1'33.460)

Lap	Seg1	Seg2	Seg3	Seg4	Lap Time	km/h	Local Time
1		20.801	21.178	30.249			13:02'28.351
2	27.091	20.010	20.031	29.709	1'36.841	285,0	13:04'05.192
3	27.011	20.109	19.659	29.617	1'36.396	286,5	13:05'41.588
4	26.703	19.666	20.127	29.456	1'35.952	287,2	13:07'17.540
5	26.775	19.760	19.617	29.205	1'35.357C	285,7	13:08'52.897
6	26.493	19.623	19.566	29.126	1'34.808	286,5	13:10'27.705
7	26.820	19.578	19.460	29.358	1'35.216	287,2	13:12'02.921
8	27.356	19.642	19.508	29.156	1'35.662	287,2	13:13'38.583
9	26.493	19.562	19.467	29.075	1'34.597	286,5	13:15'13.180
10	26.530	19.436	19.466	29.056	1'34.488	288,0	13:16'47.668
11	26.369	19.510	19.432	29.057	1'34.368	<b>290,3</b>	13:18'22.036
12	26.433	20.092	19.790	42.734	1'49.049CP	288,8	13:20'11.085
13	8'45.022	20.036	19.993	29.258	9'54.309P		13:30'05.394
14	26.413	19.353	19.308	28.670	1'33.744	286,5	13:31'39.138
15	26.374	<b>19.229</b>	<b>19.248</b>	<b>28.609</b>	<b>1'33.460</b>	<b>290,3</b>	13:33'12.598
16	<b>26.236</b>	19.239	19.255	28.746	1'33.476	289,5	13:34'46.074
17	26.607	19.441	19.328	28.807	1'34.183	289,5	13:36'20.257
18	26.402	19.502	19.624	28.986	1'34.514	288,0	13:37'54.771
19	26.501	19.478	19.372	29.215	1'34.566	286,5	13:39'29.337
20	31.920	25.744	20.032	29.331	1'47.027C	279,8	13:41'16.364
21	26.392	19.518	19.424	29.400	1'34.734	288,0	13:42'51.098
22	29.575	21.507	21.245	40.078	1'52.405P	286,5	13:44'43.503

#### 10° 45 S. REDDING (1'33.745)

Lap	Seg1	Seg2	Seg3	Seg4	Lap Time	km/h	Local Time
1		21.265	20.812	30.175			13:02'40.376
2	27.617	20.240	19.972	29.620	1'37.449	283,5	13:04'17.825
3	26.896	19.849	19.666	29.692	1'36.103	285,7	13:05'53.928
4	26.870	19.843	19.645	34.899	1'41.257C	286,5	13:07'35.185
5	26.893	19.787	19.739	29.405	1'35.824	284,2	13:09'11.009
6	26.688	19.665	19.577	29.366	1'35.296	285,0	13:10'46.305
7	28.691	20.451	20.762	29.579	1'39.483	285,0	13:12'25.788
8	26.625	19.626	19.555	29.149	1'34.955	285,0	13:14'00.743
9	26.616	19.549	19.577	29.035	1'34.777	284,2	13:15'35.520
10	29.341	22.309	19.902	29.675	1'41.227	285,7	13:17'16.747
11	26.483	19.421	19.578	29.043	1'34.525	<b>288,0</b>	13:18'51.272
12	29.539	20.721	20.931	35.563	1'46.754P	283,5	13:20'38.026
13	8'09.803	20.342	20.347	31.377	9'21.869P		13:29'59.895
14	26.767	19.556	19.503	29.333	1'35.159	284,2	13:31'35.054
15	26.586	19.436	19.544	42.960	1'48.526CP	284,2	13:33'23.580
16	3'00.441	21.010	20.244	29.223	4'10.918P		13:37'34.498
17	26.366	19.332	19.318	<b>28.729</b>	<b>1'33.745</b>	285,0	13:39'08.243
18	26.494	19.375	<b>19.315</b>	28.767	1'33.951	287,2	13:40'42.194
19	26.429	21.125	21.444	32.647	1'41.645	285,7	13:42'23.839
20	26.532	19.249	19.398	32.330	1'37.509	285,7	13:44'01.348
21	<b>26.297</b>	<b>19.234</b>	19.520	28.844	1'33.895	285,7	13:45'35.243

#### 8° 55 A. LOCATELLI (1'33.545)

Lap	Seg1	Seg2	Seg3	Seg4	Lap Time	km/h	Local Time
1		20.494	20.890	30.386			13:02'11.080
2	27.071	19.708	19.796	29.380	1'35.955	283,5	13:03'47.035
3	27.563	19.515	19.698	34.358	1'41.134P	<b>285,7</b>	13:05'28.169
4	4'34.042	19.874	19.829	28.947	5'42.692P		13:11'10.861
5	26.468	19.135	19.502	28.714	1'33.819	282,0	13:12'44.680
6	26.685	19.259	19.353	28.856	1'34.153	284,2	13:14'18.833
7	26.388	19.133	19.390	29.598	1'34.509	284,2	13:15'53.342
8	26.466	<b>19.098</b>	19.484	28.846	1'33.894	284,2	13:17'27.236
9	26.679	19.409	19.419	28.950	1'34.457	285,0	13:19'01.693
10	26.300	19.269	19.575	28.876	1'34.020	284,2	13:20'35.713
11	26.376	19.219	19.454	28.930	1'33.979	284,2	13:22'09.692
12	<b>26.284</b>	19.245	19.396	28.768	1'33.693	284,2	13:23'43.385
13	26.318	19.340	19.378	28.881	1'33.917	283,5	13:25'17.302
14	26.330	19.194	19.379	28.739	1'33.642	285,0	13:26'50.944
15	26.329	19.374	19.426	28.945	1'34.074	285,0	13:28'25.018
16	26.417	19.251	19.476	29.000	1'34.144	<b>285,7</b>	13:29'59.162
17	26.420	19.428	19.560	29.036	1'34.444	283,5	13:31'33.606
18	26.411	19.412	19.508	29.178	1'34.509	<b>285,7</b>	13:33'08.115
19	26.430	19.378	19.536	29.186	1'34.530	284,2	13:34'42.645
20	26.550	19.465	19.547	28.991	1'34.553	284,2	13:36'17.198
21	31.830	19.795	20.270	35.806	1'47.701P	255,3	13:38'04.899
22	4'11.642	24.522	24.815	30.067	5'31.046CP		13:43'35.945
23	26.377	19.226	<b>19.297</b>	<b>28.645</b>	<b>1'33.545</b>	<b>285,7</b>	13:45'09.490

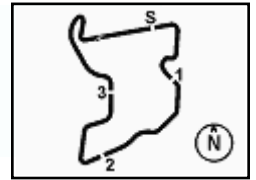
#### 9° 47 A. BASSANI (1'33.711)

Lap	Seg1	Seg2	Seg3	Seg4	Lap Time	km/h	Local Time
1		20.811	20.507	29.880			13:02'33.803

#### 11° 97 X. VIERGE (1'33.793)

Lap	Seg1	Seg2	Seg3	Seg4	Lap Time	km/h	Local Time
1		20.457	20.260	29.712			13:01'55.906
2	30.392	20.410	20.012	29.973	1'40.787	<b>292,7</b>	13:03'36.693
3	26.827	20.098	19.735	29.540	1'36.200	289,5	13:05'12.893
4	26.899	19.969	19.806	29.523	1'36.197	290,3	13:06'49.090
5	26.996	20.092	20.004	29.952	1'37.044C	289,5	13:08'26.134
6	26.874	19.842	19.808	38.671	1'45.195	288,0	13:10'11.329
7	26.850	19.984	19.973	29.534	1'36.341	288,8	13:11'47.670
8	26.802	19.827	19.890	29.509	1'36.028	290,3	13:13'23.698
9	26.809	19.867	19.733	29.528	1'35.937	288,8	13:14'59.635
10	26.886	19.857	19.831	38.150	1'44.724P	289,5	13:16'44.359
11	10'14.784	23.435	23.088	29.791	11'31.098P		13:28'15.457
12	26.453	19.727	19.353	29.034	1'34.567	290,3	13:29'50.024
13	26.299	19.557	<b>19.274</b>	28.917	1'34.047	289,5	13:31'24.071
14	26.393	19.506	19.310	28.872	1'34.081	291,1	13:32'58.152
15	26.396	19.406	19.291	<b>28.700</b>	<b>1'33.793</b>	288,8	13:34'31.945
16	26.377	19.41					





## Motul Indonesian Round, 3-5 March 2023

### Chronological Analysis Free Practice 2nd Session

Pertamina Mandalika Circuit 4.300 m

3 / 4

20	26.292	<b>19.192</b>	19.560	28.766	1'33.810	290,3	13:42'32.823	13	<b>26.374</b>	<b>19.483</b>	19.946	28.881	1'34.684	287,2	13:43'05.917
21	<b>26.224</b>	19.378	19.462	29.022	1'34.086	291,1	13:44'06.909	14	39.675	22.506	20.181	36.775	1'59.137P	288,0	13:45'05.054
22	26.325	19.473	19.434	28.991	1'34.223	289,5	13:45'41.132								

12° 77 D. AEGERTER [1'33.837]								15° 9 D. PETRUCCI [1'34.124]							
Lap	Seg.1	Seg.2	Seg.3	Seg.4	Lap Time	km/h	Local Time	Lap	Seg.1	Seg.2	Seg.3	Seg.4	Lap Time	km/h	Local Time
1		21.862	20.817	30.043			13:03'03.612	2	29.786	20.409	19.872	29.528	1'39.595	284,2	13:03'35.319
2	26.988	19.804	19.530	29.217	1'35.539	278,4	13:04'39.151	3	30.441	22.415	20.038	35.626	1'48.520	285,7	13:05'23.839
3	26.629	19.629	19.508	29.037	1'34.803	282,0	13:06'13.954	4	27.605	20.444	20.424	29.828	1'38.301	280,5	13:07'02.140
4	26.615	19.553	19.523	28.865	1'34.556	283,5	13:07'48.510	5	27.457	19.833	19.787	29.426	1'36.503C	288,0	13:08'38.643
5	26.520	<b>19.227</b>	19.606	<b>28.750</b>	1'34.103	<b>285,7</b>	13:09'22.613	6	26.912	19.664	19.763	30.263	1'36.602	<b>288,8</b>	13:10'15.245
6	<b>26.419</b>	19.304	19.486	29.198	1'34.407	285,0	13:10'57.020	7	26.770	19.742	20.048	29.408	1'35.968	<b>287,2</b>	13:11'51.213
7	26.636	19.300	19.517	29.956	1'35.409	282,7	13:12'32.429	8	29.424	22.504	19.907	29.628	1'41.463	<b>288,8</b>	13:13'32.676
8	26.425	19.246	19.365	28.801	<b>1'33.837</b>	285,0	13:14'06.266	9	27.032	19.635	19.562	29.448	1'35.677	287,2	13:15'08.353
9	26.590	19.538	19.410	28.922	1'34.460	282,7	13:15'40.726	10	26.703	19.673	19.634	29.466	1'35.476	285,7	13:16'43.829
10	26.630	19.491	19.527	28.853	1'34.501	283,5	13:17'15.227	11	26.566	19.907	19.782	29.341	1'35.596	288,0	13:18'19.425
11	26.492	19.585	19.475	28.996	1'34.548	284,2	13:18'49.775	12	28.589	23.564	21.106	38.876	1'52.145CP	276,2	13:20'11.570
12	26.642	22.166	21.126	29.033	1'38.967	281,3	13:20'28.742	13	15'25.097	21.203	21.436	37.748	1'64.484P		13:36'57.054
13	26.566	19.543	19.464	29.013	1'34.586	285,0	13:22'03.328	14	27.019	19.719	19.604	32.387	1'38.729C	287,2	13:38'35.783
14	27.003	20.093	22.249	36.244	1'45.589P	284,2	13:23'48.917	15	26.506	20.836	20.303	29.254	1'36.899	287,2	13:40'12.682
15	10'38.883	20.784	19.991	30.929	1'50.587P		13:35'39.504	16	<b>26.483</b>	19.530	<b>19.426</b>	29.026	1'34.465	287,2	13:41'47.147
16	27.619	20.101	19.581	29.381	1'36.682	280,5	13:37'16.186	17	29.687	23.401	21.182	29.362	1'43.632	283,5	13:43'30.779
17	26.944	19.549	<b>19.272</b>	28.759	1'34.524	281,3	13:38'50.710	18	26.500	<b>19.398</b>	19.493	<b>28.733</b>	<b>1'34.124</b>	287,2	13:45'04.903
18	26.533	19.495	19.363	28.852	1'34.243	282,0	13:40'24.953								
19	26.459	19.806	19.467	28.958	1'34.690	282,7	13:41'59.643								
20	26.480	19.471	19.487	28.787	1'34.225	283,5	13:43'33.868								
21	29.277	19.527	19.434	28.803	1'37.041	<b>285,7</b>	13:45'10.909								

13° 76 L. BAZ [1'33.843]								16° 5 P. OETTL [1'34.360]							
Lap	Seg.1	Seg.2	Seg.3	Seg.4	Lap Time	km/h	Local Time	Lap	Seg.1	Seg.2	Seg.3	Seg.4	Lap Time	km/h	Local Time
1		21.224	20.225	30.022			13:01'54.072	1		20.792	20.315	30.757			13:02'00.300
2	26.933	20.013	19.618	29.524	1'36.088	283,5	13:03'30.160	2	32.663	19.992	20.138	30.046	1'42.839	285,7	13:03'43.139
3	28.888	21.058	20.304	30.372	1'40.622	282,7	13:05'10.782	3	28.864	20.237	20.261	30.773	1'40.135	280,5	13:05'23.274
4	26.811	19.651	19.579	29.473	1'35.514	284,2	13:06'46.296	4	27.237	19.683	19.641	29.492	1'36.053	285,0	13:06'59.327
5	28.719	22.322	19.876	30.281	1'41.198C	282,0	13:08'27.494	5	27.018	19.539	19.587	29.547	1'35.691C	285,7	13:08'35.018
6	26.699	19.700	19.474	29.272	1'35.145	285,0	13:10'02.639	6	26.871	19.572	19.641	29.348	1'35.432	286,5	13:10'10.450
7	32.951	20.325	22.782	35.736	1'51.794P	283,5	13:11'54.433	7	26.591	19.562	19.481	29.335	1'34.969	<b>288,0</b>	13:11'45.419
8	11'22.923	20.562	20.092	29.738	12'33.315P		13:24'27.748	8	26.602	19.370	19.525	29.559	1'35.056	284,2	13:13'20.475
9	26.818	19.955	19.644	30.888	1'37.305	284,2	13:26'05.053	9	26.656	19.802	19.593	29.407	1'35.458	284,2	13:14'55.933
10	26.654	22.832	19.958	31.009	1'40.453	286,5	13:27'45.506	10	26.807	19.583	19.934	35.318	1'41.642	284,2	13:16'37.575
11	26.875	19.984	19.876	41.446	1'48.181CP	284,2	13:29'33.687	11	26.703	19.492	19.557	29.421	1'35.173	287,2	13:18'12.748
12	5'50.687	20.710	19.967	36.480	7'07.844P		13:36'41.531	12	27.497	20.062	19.703	35.122	1'42.384P	268,7	13:19'55.132
13	26.445	<b>19.333</b>	<b>19.199</b>	<b>28.866</b>	<b>1'33.843</b>	285,0	13:38'15.374	13	9'39.870	19.653	19.846	29.852	1'04.9221P		13:30'44.353
14	26.356	19.430	21.136	29.695	1'36.617C	<b>288,0</b>	13:39'51.991	14	27.370	19.783	19.993	29.545	1'36.691	285,0	13:32'21.044
15	26.450	19.404	21.390	34.236	1'41.480C	285,0	13:41'33.471	15	26.914	19.691	19.672	29.633	1'35.910	285,0	13:33'56.954
16	30.028	19.870	19.640	29.352	1'38.890	286,5	13:43'12.361	16	27.772	20.082	19.976	35.872	1'43.702P	263,4	13:35'40.656
17	26.426	20.230	19.456	29.163	1'35.275	286,5	13:44'47.636	17	4'10.867	19.867	19.937	29.234	5'19.905CP		13:41'00.561
18	<b>26.236</b>	19.594	19.685	36.272	1'41.787C	285,0	13:46'29.423	18	26.527	19.303	<b>19.385</b>	<b>29.145</b>	<b>1'34.360</b>	285,7	13:42'34.921
								19	<b>26.413</b>	<b>19.302</b>	19.405	29.250	1'34.370	286,5	13:44'09.291
								20	26.476	19.840	24.434	29.927	1'40.677	285,0	13:45'49.968

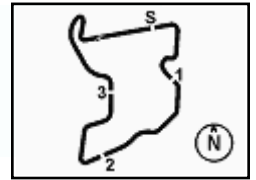
14° 31 G. GERLOFF [1'34.119]								17° 7 I. LECUONA [1'34.452]							
Lap	Seg.1	Seg.2	Seg.3	Seg.4	Lap Time	km/h	Local Time	Lap	Seg.1	Seg.2	Seg.3	Seg.4	Lap Time	km/h	Local Time
1		21.579	20.574	29.713			13:12'01.790	1		22.053	21.285	31.845			13:02'02.477
2	32.489	20.280	19.955	29.395	1'42.119	288,0	13:13'43.909	2	28.130	20.955	20.619	30.894	1'40.598	277,6	13:03'43.075
3	26.760	19.743	19.752	29.166	1'35.421	288,8	13:15'19.330	3	28.253	20.610	20.406	30.892	1'40.161	266,7	13:05'23.236
4	26.472	19.621	19.463	29.020	1'34.576	<b>290,3</b>	13:16'53.906	4	27.941	20.443	20.591	30.412	1'39.387	267,3	13:07'02.623
5	26.514	19.710	19.550	29.071	1'34.845	289,5	13:18'28.751	5	27.861	20.235	20.118	30.104	1'38.318C	276,9	13:08'40.941
6	26.529	19.575	19.414	29.242	1'34.760	286,5	13:20'03.511	6	27.557	20.028	19.939	29.558	1'37.082	281,3	13:10'18.023
7	26.477	19.722	19.418	29.047	1'34.664	288,0	13:21'38.175	7	27.117	19.677	19.924	29.720	1'36.438	285,0	13:11'54.461
8	26.536	26.786	24.849	36.548	1'54.719CP	284,2	13:23'32.894	8	27.256	19.899	19.993	29.602	1'36.750	285,0	13:13'31.211
9	11'51.161	20.707	19.911	36.175	13'07.954CP		13:36'40.848	9	27.115	19.750	19.860	39.164	1'45.889CP	285,0	13:15'17.100
10	26.394	19.522	19.386	<b>28.817</b>	<b>1'34.119</b>	286,5	13:38'14.967	10	8'23.105	20.987	21.768	30.616	9'36.476P		13:24'53.576
11	26.510	25.469	20.486	29.547	1'42.012C	289,5	13:39'56.979	11	27.383	19.968	19.909	29.601	1'36.861	284,2	13:26'30.437
12	26.382	19.585	<b>19.375</b>	28.912	1'34.254	288,0	13:41'31.233	12	27.009	19.896	19.698	29.219	1'35.822	285,0	13:28'06.259
								13	26.983	20.659	20.302	35.257	1'43.201P	<b>287,2</b>	13:29'49.460
								14	4'04.419	20.159	20.006	29.843	5'14.427P		13:35'03.887

03/03/2023

P = Pits In/Out - C = Lap Time Cancelled

These data/results cannot be reproduced, stored and/or transmitted in whole or in part by any manner of electronic, mechanical, photocopying, recording, broadcasting or otherwise now known or herein after developed without the previous express consent by the copyright owner, except for reproduction in daily press and regular printed publications on sale to the public within 60 days of the event related to those data/results and always provided that copyright symbol appears together as follows below.

© DORNA WSBK ORGANIZATION Srl 2023



## Motul Indonesian Round, 3-5 March 2023

### Chronological Analysis Free Practice 2nd Session

Pertamina Mandalika Circuit 4.300 m

4 / 4

15	26.814	19.685	19.734	29.056	1'35.289	285,7	13:36'39.176
16	<b>26.570</b>	19.484	<b>19.432</b>	<b>28.966</b>	<b>1'34.452</b>	285,7	13:38'13.628
17	26.660	<b>19.451</b>	38.296	37.488	2'01.895P	286,5	13:40'15.523

3	27.353	20.158	20.185	29.985	1'37.681	275,5	13:05'17.598
4	27.850	20.547	27.778	30.452	1'46.627	276,2	13:07'04.225
5	32.761	21.262	20.321	35.526	1'49.870CP	274,1	13:08'54.095
6	12'19.374	20.467	20.538	30.376	13'30.755P		13:22'24.850
7	27.254	19.838	19.925	30.029	1'37.046	271,4	13:24'01.896
8	27.044	19.778	20.072	30.011	1'36.905	274,8	13:25'38.801
9	28.023	20.450	20.936	35.225	1'44.634P	275,5	13:27'23.435
10	10'48.426	21.753	23.402	34.513	12'08.094P		13:39'31.529
11	27.208	<b>19.741</b>	20.052	29.651	1'36.652	276,9	13:41'08.181
12	27.042	19.784	19.986	29.649	1'36.461	<b>277,6</b>	13:42'44.642
13	<b>26.929</b>	19.842	<b>19.911</b>	<b>29.626</b>	<b>1'36.308</b>	275,5	13:44'20.950
14	33.053	21.800	20.054	30.322	1'45.229	275,5	13:46'06.179

#### 18° 34 L. BALDASSARRI (1'35.201)

Lap	Seg.1	Seg.2	Seg.3	Seg.4	Lap Time	km/h	Local Time
1		21.464	21.008	30.956			13:02'00.340
2	27.937	20.427	20.243	29.987	1'38.594	277,6	13:03'38.934
3	27.374	20.363	20.142	29.915	1'37.794	278,4	13:05'16.728
4	29.314	20.487	22.207	30.998	1'43.006	280,5	13:06'59.734
5	27.262	19.820	19.975	29.762	1'36.819C	279,8	13:08'36.553
6	27.232	19.844	19.961	29.489	1'36.526	281,3	13:10'13.079
7	26.991	19.746	19.879	29.521	1'36.137	281,3	13:11'49.216
8	27.084	19.682	19.989	29.333	1'36.088	280,5	13:13'25.304
9	26.931	19.644	19.794	29.432	1'35.801	280,5	13:15'01.105
10	27.944	19.879	19.780	35.986	1'43.589	279,8	13:16'44.694
11	27.340	20.062	21.375	29.477	1'38.254	281,3	13:18'22.948
12	27.148	19.892	20.144	43.297	1'50.481CP	281,3	13:20'13.429
13	14'53.412	20.889	20.972	29.682	16'04.955P		13:36'18.384
14	26.943	20.348	24.563	29.565	1'41.419	282,0	13:37'59.803
15	26.836	19.851	22.426	30.241	1'39.354	282,0	13:39'39.157
16	26.836	21.222	20.004	29.396	1'37.458	280,5	13:41'16.615
17	26.825	19.561	<b>19.652</b>	<b>29.163</b>	<b>1'35.201</b>	<b>282,7</b>	13:42'51.816
18	<b>26.759</b>	<b>19.530</b>	19.826	29.361	1'35.476	281,3	13:44'27.292
19	26.790	19.733	19.802	29.265	1'35.590	279,8	13:46'02.882

#### 22° 51 E. GRANADO (1'36.373)

Lap	Seg.1	Seg.2	Seg.3	Seg.4	Lap Time	km/h	Local Time
1		21.582	21.164	31.326			13:02'04.124
2	27.764	20.753	20.507	30.626	1'39.650	274,1	13:03'43.774
3	27.748	20.577	20.406	31.023	1'39.754	275,5	13:05'23.528
4	27.794	20.635	20.630	30.356	1'39.415	273,4	13:07'02.943
5	27.716	20.390	20.045	30.225	1'38.376C	272,7	13:08'41.319
6	27.349	20.000	20.471	29.966	1'37.786	274,8	13:10'19.105
7	27.087	20.459	20.441	32.681	1'40.668	<b>279,1</b>	13:11'59.773
8	27.178	20.680	20.526	38.314	1'46.698P	276,2	13:13'46.471
9	8'59.159	21.413	20.453	30.342	10'11.367P		13:23'57.838
10	27.311	20.185	19.908	29.982	1'37.386	274,8	13:25'35.224
11	<b>26.958</b>	19.920	19.787	29.783	1'36.448	278,4	13:27'11.672
12	27.287	24.177	20.536	36.357	1'48.357CP	276,2	13:29'00.029
13	4'56.822	20.628	20.230	29.994	6'07.674P		13:35'07.703
14	27.087	20.106	19.719	29.623	1'36.535	276,9	13:36'44.238
15	27.670	19.994	19.776	31.080	1'38.520	<b>279,1</b>	13:38'22.758
16	27.074	20.024	19.883	32.188	1'39.169C	276,9	13:40'01.927
17	27.198	<b>19.755</b>	19.820	<b>29.604</b>	1'36.377	276,9	13:41'38.304
18	34.318	22.467	20.002	29.692	1'46.479	<b>279,1</b>	13:43'24.783
19	27.019	19.851	<b>19.688</b>	29.815	<b>1'36.373</b>	278,4	13:45'01.156

#### 19° 35 H. SYAHRIN (1'36.031)

Lap	Seg.1	Seg.2	Seg.3	Seg.4	Lap Time	km/h	Local Time
1		21.648	21.311	29.996			13:01'56.482
2	30.162	20.385	20.207	29.877	1'40.631	<b>285,0</b>	13:03'37.113
3	27.153	19.908	19.823	29.455	1'36.339	279,8	13:05'13.452
4	27.099	19.729	19.797	29.406	<b>1'36.031</b>	<b>285,0</b>	13:06'49.483
5	29.040	20.747	20.072	29.606	1'39.465C	280,5	13:08'28.948
6	27.178	19.813	20.196	29.826	1'37.013	276,2	13:10'05.961
7	35.064	25.281	21.669	35.726	1'57.740P	274,8	13:12'03.701
8	7'21.356	21.401	21.655	30.246	8'34.658P		13:20'38.359
9	27.086	20.017	19.859	29.591	1'36.553	281,3	13:22'14.912
10	35.738	22.552	21.374	36.462	1'56.126CP	279,1	13:24'11.038
11	9'43.707	20.303	19.988	29.588	10'53.586P		13:35'04.624
12	27.559	19.843	26.142	32.654	1'46.198	282,0	13:36'50.822
13	27.149	19.819	<b>19.724</b>	29.412	1'36.104	279,8	13:38'26.926
14	27.197	19.812	26.789	30.064	1'43.862C	278,4	13:40'10.788
15	<b>27.065</b>	<b>19.686</b>	19.908	29.451	1'36.110	278,4	13:41'46.898
16	<b>27.065</b>	19.778	19.771	29.451	1'36.065	282,0	13:43'22.963
17	36.583	23.026	20.395	<b>29.404</b>	1'49.408	278,4	13:45'12.371

#### 20° 66 T. SYKES (1'36.140)

Lap	Seg.1	Seg.2	Seg.3	Seg.4	Lap Time	km/h	Local Time
1		22.065	21.321	40.627			13:23'31.307
2	28.028	21.154	22.277	37.132	1'48.591	274,1	13:25'19.898
3	<b>26.992</b>	20.152	19.923	29.458	1'36.525	<b>279,1</b>	13:26'56.423
4	27.224	<b>19.868</b>	<b>19.852</b>	29.585	1'36.529	277,6	13:28'32.952
5	29.204	21.421	21.246	36.655	1'48.526P	276,9	13:30'21.478
6	9'15.400	20.884	21.082	32.021	10'29.387P		13:40'50.865
7	27.134	19.872	19.909	29.333	1'36.248	278,4	13:42'27.113
8	29.210	20.836	23.627	29.444	1'43.117	278,4	13:44'10.230
9	27.036	19.918	19.880	<b>29.306</b>	<b>1'36.140</b>	278,4	13:45'46.370

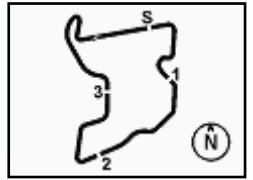
#### 21° 52 D. KONIG (1'36.308)

Lap	Seg.1	Seg.2	Seg.3	Seg.4	Lap Time	km/h	Local Time
1		22.155	21.113	31.125			13:02'01.885
2	27.641	20.098	20.128	30.165	1'38.032	274,8	13:03'39.917

03/03/2023 P = Pits In/Out - C = Lap Time Cancelled

These data/results cannot be reproduced, stored and/or transmitted in whole or in part by any manner of electronic, mechanical, photocopying, recording, broadcasting or otherwise now known or herein after developed without the previous express consent by the copyright owner, except for reproduction in daily press and regular printed publications on sale to the public within 60 days of the event related to those data/results and always provided that copyright symbol appears together as follows below.

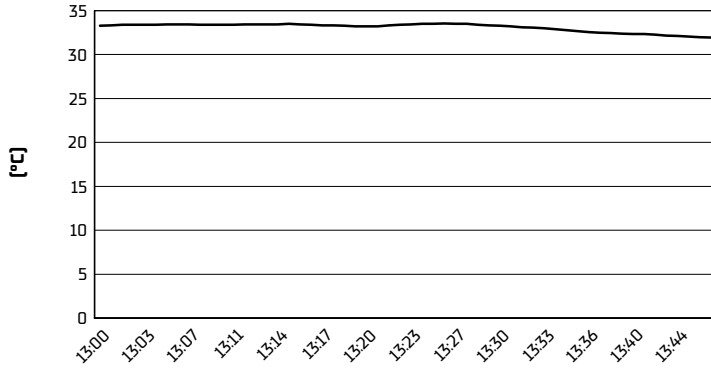
© DORNA WSBK ORGANIZATION Srl 2023



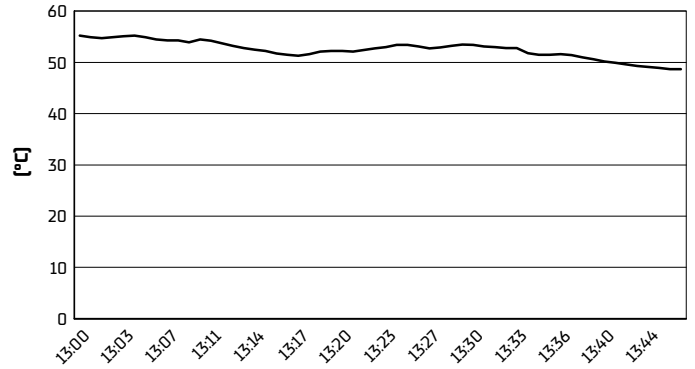
**Motul Indonesian Round, 3-5 March 2023**  
**Weather Report Free Practice 2nd Session**

Session started 13:00 - Session ended 13:46

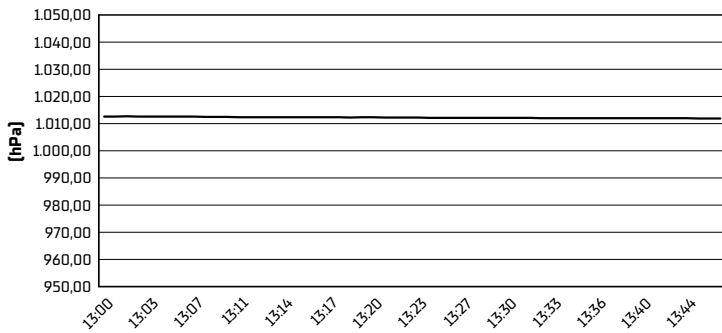
**Air Temperature**



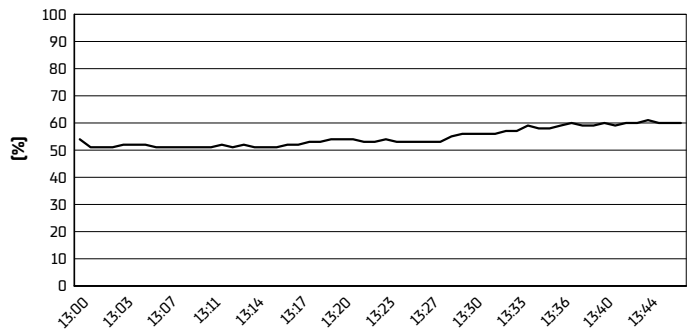
**Track Temperature**



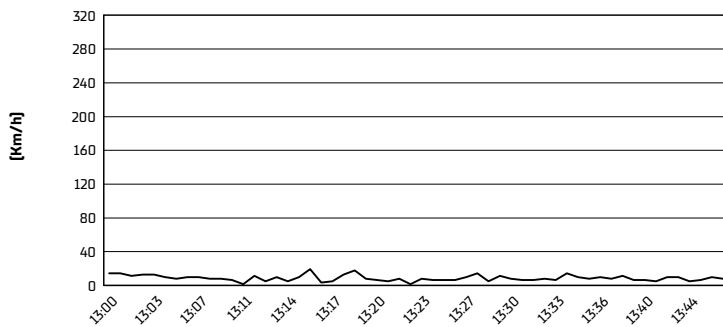
**Air Pressure**



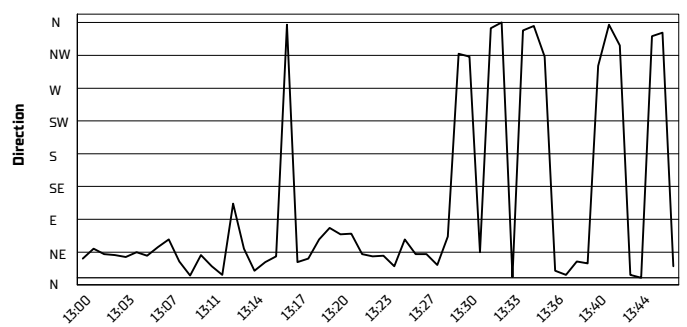
**Humidity**



**Wind Speed**



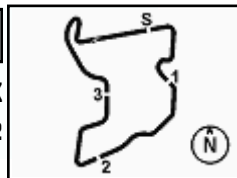
**Wind Direction**



03/03/2023

These data/results cannot be reproduced, stored and/or transmitted in whole or in part by any manner of electronic, mechanical, photocopying, recording, broadcasting or otherwise now known or herein after developed without the previous express consent by the copyright owner, except for reproduction in daily press and regular printed publications on sale to the public within 60 days of the event related to those data/results and always provided that copyright symbol appears together as follows below.

© DORNA WSBK ORGANIZATION Srl 2023



## Motul Indonesian Round, 3-5 March 2023

### Best Laps & Speeds

Pertamina Mandalika Circuit 4.300 m

No.	Rider	Nat	Best Lap		FP1		FP2												
			LL	SPD	LL	SPD	LL	SPD											
1	<b>21 M. RINALDI</b> Ducati Panigale V4R	ITA	<b>1'32.468</b> 26	<b>292,6</b>	1'34.613 9	290,3	<b>1'32.468</b> 17	<b>292,6</b>											
2	<b>1 A. BAUTISTA</b> Ducati Panigale V4R	ESP	<b>1'32.497</b> 35	<b>294,2</b>	1'34.783 16	291,1	<b>1'32.497</b> 19	<b>294,2</b>											
3	<b>54 T. RAZGATLIOGLU</b> Yamaha YZF R1	TUR	<b>1'32.625</b> 35	<b>287,2</b>	1'34.669 14	284,9	<b>1'32.625</b> 21	<b>287,2</b>											
4	<b>65 J. REA</b> Kawasaki ZX-10RR	GBR	<b>1'33.203</b> 23	<b>288,7</b>	1'34.801 6	285,7	<b>1'33.203</b> 17	<b>288,7</b>											
5	<b>60 M. VAN DER MARK</b> BMW M1000 RR	NED	<b>1'33.213</b> 24	<b>288,0</b>	1'36.142 5	285,7	<b>1'33.213</b> 19	<b>288,0</b>											
6	<b>87 R. GARDNER</b> Yamaha YZF R1	AUS	<b>1'33.374</b> 30	<b>284,9</b>	1'35.192 12	<b>284,9</b>	<b>1'33.374</b> 18	<b>284,9</b>											
7	<b>22 A. LOWES</b> Kawasaki ZX-10RR	GBR	<b>1'33.460</b> 30	<b>290,3</b>	1'35.533 9	285,7	<b>1'33.460</b> 21	<b>290,3</b>											
8	<b>55 A. LOCATELLI</b> Yamaha YZF R1	ITA	<b>1'33.545</b> 36	<b>285,7</b>	1'35.320 14	284,9	<b>1'33.545</b> 22	<b>285,7</b>											
9	<b>47 A. BASSANI</b> Ducati Panigale V4R	ITA	<b>1'33.711</b> 28	<b>291,8</b>	1'36.504 11	288,7	<b>1'33.711</b> 17	<b>291,8</b>											
10	<b>45 S. REDDING</b> BMW M1000 RR	GBR	<b>1'33.745</b> 26	<b>288,0</b>	1'36.215 6	284,2	<b>1'33.745</b> 20	<b>288,0</b>											
11	<b>97 X. VIERGE</b> Honda CBR1000 RR-R	ESP	<b>1'33.793</b> 37	<b>292,6</b>	1'34.838 16	290,3	<b>1'33.793</b> 21	<b>292,6</b>											
12	<b>77 D. AEGERTER</b> Yamaha YZF R1	SUI	<b>1'33.837</b> 34	<b>285,7</b>	1'36.511 14	282,7	<b>1'33.837</b> 20	<b>285,7</b>											
13	<b>76 L. BAZ</b> BMW M1000 RR	FRA	<b>1'33.843</b> 29	<b>288,0</b>	1'36.884 12	282,7	<b>1'33.843</b> 17	<b>288,0</b>											
14	<b>31 G. GERLOFF</b> BMW M1000 RR	USA	<b>1'34.119</b> 28	<b>291,1</b>	1'36.274 15	<b>291,1</b>	<b>1'34.119</b> 13	<b>290,3</b>											
15	<b>9 D. PETRUCCI</b> Ducati Panigale V4R	ITA	<b>1'34.124</b> 34	<b>288,7</b>	1'36.930 17	287,2	<b>1'34.124</b> 17	<b>288,7</b>											
16	<b>5 P. OETTL</b> Ducati Panigale V4R	GER	<b>1'34.360</b> 32	<b>288,0</b>	1'35.571 13	286,4	<b>1'34.360</b> 19	<b>288,0</b>											
17	<b>7 I. LECUONA</b> Honda CBR1000 RR-R	ESP	<b>1'34.452</b> 16	<b>287,2</b>			<b>1'34.452</b> 16	<b>287,2</b>											
18	<b>34 L. BALDASSARRI</b> Yamaha YZF R1	ITA	<b>1'35.201</b> 24	<b>282,7</b>	1'38.001 6	278,3	<b>1'35.201</b> 18	<b>282,7</b>											
19	<b>35 H. SYAHRIN</b> Honda CBR1000 RR-R	MAS	<b>1'36.031</b> 29	<b>284,9</b>	1'37.087 13	281,2	<b>1'36.031</b> 16	<b>284,9</b>											
20	<b>66 T. SYKES</b> Kawasaki ZX-10RR	GBR	<b>1'36.140</b> 17	<b>279,0</b>	1'37.726 9	<b>279,0</b>	<b>1'36.140</b> 8	<b>279,0</b>											
21	<b>52 O. KONIG</b> Kawasaki ZX-10RR	CZE	<b>1'36.308</b> 26	<b>277,6</b>	1'38.608 13	275,5	<b>1'36.308</b> 13	<b>277,6</b>											
22	<b>51 E. GRANADO</b> Honda CBR1000 RR-R	BRA	<b>1'36.373</b> 36	<b>279,0</b>	1'39.518 18	276,9	<b>1'36.373</b> 18	<b>279,0</b>											

03/03/2023

These data/results cannot be reproduced, stored and/or transmitted in whole or in part by any manner of electronic, mechanical, photocopying, recording, broadcasting or otherwise now known or herein after developed without the previous express consent by the copyright owner, except for reproduction in daily press and regular printed publications on sale to the public within 60 days of the event related to those data/results and always provided that copyright symbol appears together as follows below.

© DORNA WSBK ORGANIZATION Srl 2023

FICR PERUGIA TIMING

