

Motul Indonesian Round, 3-5 March 2023

Results Free Practice 3rd Session

No.	Rider	Nat	Team	Bike	Class	Time	Gap	Rel.	Laps	Speed	
										Avg	Max
1	1 A. BAUTISTA	ESP	Aruba.it Racing - Ducati	Ducati Panigale V4R		1'32.981			14	166,486	289,5
2	54 T. RAZGATLIOGLU	TUR	Pata Yamaha Prometeon WorldSBK	Yamaha YZF R1		1'33.026	0.045	0.045	11	166,405	285,0
3	47 A. BASSANI	ITA	Motocorsa Racing	Ducati Panigale V4R	IND	1'33.060	0.079	0.034	12	166,344	288,8
4	55 A. LOCATELLI	ITA	Pata Yamaha Prometeon WorldSBK	Yamaha YZF R1		1'33.201	0.220	0.141	13	166,093	285,7
5	77 D. AEGERTER	SUI	GYTR GRT Yamaha WorldSBK Team	Yamaha YZF R1	IND	1'33.419	0.438	0.218	13	165,705	288,8
6	45 S. REDDING	GBR	ROKIT BMW Motorrad WorldSBK Team	BMW M1000 RR		1'33.585	0.604	0.166	11	165,411	285,7
7	97 X. VIERGE	ESP	Team HRC	Honda CBR1000 RR-R		1'33.801	0.820	0.216	12	165,030	291,1
8	21 M. RINALDI	ITA	Aruba.it Racing - Ducati	Ducati Panigale V4R		1'34.171	1.190	0.370	13	164,382	288,8
9	22 A. LOWES	GBR	Kawasaki Racing Team WorldSBK	Kawasaki ZX-10RR		1'34.243	1.262	0.072	10	164,256	286,5
10	5 P. OETTL	GER	Team GoEleven	Ducati Panigale V4R	IND	1'34.251	1.270	0.008	12	164,242	289,5
11	9 D. PETRUCCI	ITA	Barni Spark Racing Team	Ducati Panigale V4R	IND	1'34.254	1.273	0.003	9	164,237	288,0
12	60 M. VAN DER MARK	NED	ROKIT BMW Motorrad WorldSBK Team	BMW M1000 RR		1'34.302	1.321	0.048	10	164,153	283,5
13	65 J. REA	GBR	Kawasaki Racing Team WorldSBK	Kawasaki ZX-10RR		1'34.347	1.366	0.045	9	164,075	285,7
14	7 I. LECUONA	ESP	Team HRC	Honda CBR1000 RR-R		1'34.399	1.418	0.052	11	163,985	288,0
15	34 L. BALDASSARRI	ITA	GMT94 Yamaha	Yamaha YZF R1	IND	1'34.784	1.803	0.385	12	163,319	279,1
16	76 L. BAZ	FRA	Bonovo Action BMW	BMW M1000 RR	IND	1'34.986	2.005	0.202	10	162,971	285,0
17	31 G. GERLOFF	USA	Bonovo Action BMW	BMW M1000 RR	IND	1'35.025	2.044	0.039	10	162,904	290,3
18	66 T. SYKES	GBR	Kawasaki Puccetti Racing	Kawasaki ZX-10RR	IND	1'35.506	2.525	0.481	8	162,084	286,5
19	35 H. SYHRIN	MAS	PETRONAS MIE Racing HONDA Team	Honda CBR1000 RR-R	IND	1'35.661	2.680	0.155	12	161,821	279,8
20	52 O. KONIG	CZE	Orelac Racing MOVISIO	Kawasaki ZX-10RR	IND	1'35.672	2.691	0.011	9	161,803	275,5
21	51 E. GRANADO	BRA	PETRONAS MIE Racing HONDA Team	Honda CBR1000 RR-R	IND	1'35.702	2.721	0.030	13	161,752	274,8
----- Out 105% in this Session -----											
22	87 R. GARDNER	AUS	GYTR GRT Yamaha WorldSBK Team	Yamaha YZF R1	IND				0		

Qualifying Lap Time (105% of 1'32.981): **1'37.631**

N.87 (Gardner R.) declared unfit for today after FP2

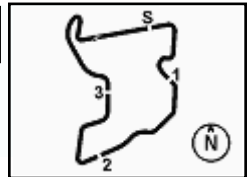
AIR	Humidity:	73%	Temp:	29°C
TRACK	Condition:	Dry	Temp:	35°C

Records	Pole	(SP)	2022	T.Razgatioglu	1'31.371	169420	Km/h
	Race	(SPRC)	2022	T.Razgatioglu	1'32.163	167960	Km/h
	All Times	(SP)	2022	T.Razgatioglu	1'31.371	169420	Km/h

Start 08:30 End 09:01 The results are provisional until the end of the time limit for protests and appeals and the completion of the technical checks.

These data/results cannot be reproduced, stored and/or transmitted in whole or in part by any manner of electronic, mechanical, photocopying, recording, broadcasting or otherwise now known or herein after developed without the previous express consent by the copyright owner, except for reproduction in daily press and regular printed publications on sale to the public within 60 days of the event related to those data/results and always provided that copyright symbol appears together as follows below.

© DORNA WSBK ORGANIZATION Srl 2023



Motul Indonesian Round, 3-5 March 2023

Results Free Practice 3rd Session

Session Highlights

Local Time	No. Rider	Description
08.30.00		Start
08.30.14		WorldSBK Pit Intervention Time: 1min 2secs
08.34.38	31 G. GERLOFF	Current Lap Cancelled - Exceeded Track Limits - Turn 8L
08.34.47	60 M. VAN DER MARK	Racelink GPS NDT working
08.37.37	22 A. LOWES	Current Lap Cancelled - Exceeded Track Limits - Turn 8L
08.37.53	5 P. OETTL	Current Lap Cancelled - Exceeded Track Limits - Turn 8L
08.39.01	60 M. VAN DER MARK	Current Lap Cancelled - Exceeded Track Limits - Turn 8L
08.44.01	9 D. PETRUCCI	Current Lap Cancelled - Exceeded Track Limits - Turn 8L
08.49.24	22 A. LOWES	Current Lap Cancelled - Exceeded Track Limits - Turn 8L
08.55.20	76 L. BAZ	Current Lap Cancelled - Exceeded Track Limits - Turn 8R
08.57.07	35 H. SYAHRIN	Current Lap Cancelled - Exceeded Track Limits - Turn 8L
09.01.59		End Of Session

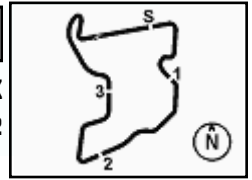
Fastest Laps Sequence

No.	Rider	Nat	Team	Bike	Local Time	Time	Gap	Avg
7	I. LECUONA	ESP	Team HRC	Honda CBR1000 RR-R	08:33'27.109	1'37.613		158,585
35	H. SYAHRIN	MAS	PETRONAS MIE Racing HONDA Team	Honda CBR1000 RR-R	08:33'27.620	1'37.464	-0.149	158,828
76	L. BAZ	FRA	Bonovo Action BMW	BMW M1000 RR	08:33'37.834	1'35.210	-2.254	162,588
47	A. BASSANI	ITA	Motocorsa Racing	Ducati Panigale V4R	08:33'52.917	1'34.030	-1.180	164,628
47	A. BASSANI	ITA	Motocorsa Racing	Ducati Panigale V4R	08:35'26.337	1'33.420	-0.610	165,703
1	A. BAUTISTA	ESP	Aruba.it Racing - Ducati	Ducati Panigale V4R	08:37'34.240	1'33.138	-0.282	166,205
1	A. BAUTISTA	ESP	Aruba.it Racing - Ducati	Ducati Panigale V4R	08:39'07.221	1'32.981	-0.157	166,486

Start 08:30 End 09:01 The results are provisional until the end of the time limit for protests and appeals and the completion of the technical checks.

These data/results cannot be reproduced, stored and/or transmitted in whole or in part by any manner of electronic, mechanical, photocopying, recording, broadcasting or otherwise now known or herein after developed without the previous express consent by the copyright owner, except for reproduction in daily press and regular printed publications on sale to the public within 60 days of the event related to those data/results and always provided that copyright symbol appears together as follows below.

© DORNA WSBK ORGANIZATION Srl 2023



Motul Indonesian Round, 3-5 March 2023

Free Practices Combined Results

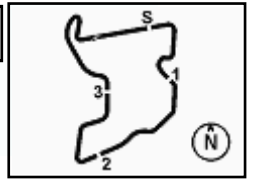
Pertamina Mandalika Circuit 4.300 m

No.	Rider	Nat	Team	Bike	Class	FP1	FP2	FP3	Time	Gap	Rel.	Avg	LL
1	21 M. RINALDI	ITA	Aruba.it Racing - Ducati	Ducati Panigale V4R		1'34.613	1'32.468	1'34.171	1'32.468			167,409	39
2	1 A. BAUTISTA	ESP	Aruba.it Racing - Ducati	Ducati Panigale V4R		1'34.783	1'32.497	1'32.981	1'32.497	0.029	0.029	167,357	49
3	54 T. RAZGATLIOGLU	TUR	Pata Yamaha Prometeon WorldSBK	Yamaha YZF R1		1'34.669	1'32.625	1'33.026	1'32.625	0.157	0.128	167,126	46
4	47 A. BASSANI	ITA	Motocorsa Racing	Ducati Panigale V4R	IND	1'36.504	1'33.711	1'33.060	1'33.060	0.592	0.435	166,344	40
5	55 A. LOCATELLI	ITA	Pata Yamaha Prometeon WorldSBK	Yamaha YZF R1		1'35.320	1'33.545	1'33.201	1'33.201	0.733	0.141	166,093	49
6	65 J. REA	GBR	Kawasaki Racing Team WorldSBK	Kawasaki ZX-10RR		1'34.801	1'33.203	1'34.347	1'33.203	0.735	0.002	166,089	32
7	60 M. VAN DER MARK	NED	ROKIT BMW Motorrad WorldSBK Team	BMW M1000 RR		1'36.142	1'33.213	1'34.302	1'33.213	0.745	0.010	166,071	34
8	87 R. GARDNER	AUS	GYTR GRT Yamaha WorldSBK Team	Yamaha YZF R1	IND	1'35.192	1'33.374		1'33.374	0.906	0.161	165,785	30
9	77 D. AEGERTER	SUI	GYTR GRT Yamaha WorldSBK Team	Yamaha YZF R1	IND	1'36.511	1'33.837	1'33.419	1'33.419	0.951	0.045	165,705	47
10	22 A. LOWES	GBR	Kawasaki Racing Team WorldSBK	Kawasaki ZX-10RR		1'35.533	1'33.460	1'34.243	1'33.460	0.992	0.041	165,632	40
11	45 S. REDDING	GBR	ROKIT BMW Motorrad WorldSBK Team	BMW M1000 RR		1'36.215	1'33.745	1'33.585	1'33.585	1.117	0.125	165,411	37
12	97 X. VIERGE	ESP	Team HRC	Honda CBR1000 RR-R		1'34.838	1'33.793	1'33.801	1'33.793	1.325	0.208	165,044	49
13	76 L. BAZ	FRA	Bonovo Action BMW	BMW M1000 RR	IND	1'36.884	1'33.843	1'34.986	1'33.843	1.375	0.050	164,956	39
14	31 G. GERLOFF	USA	Bonovo Action BMW	BMW M1000 RR	IND	1'36.274	1'34.119	1'35.025	1'34.119	1.651	0.276	164,473	38
15	9 D. PETRUCCI	ITA	Barni Spark Racing Team	Ducati Panigale V4R	IND	1'36.930	1'34.124	1'34.254	1'34.124	1.656	0.005	164,464	43
16	5 P. OETTL	GER	Team GoEleven	Ducati Panigale V4R	IND	1'35.571	1'34.360	1'34.251	1'34.251	1.783	0.127	164,242	44
17	7 I. LECUONA	ESP	Team HRC	Honda CBR1000 RR-R			1'34.452	1'34.399	1'34.399	1.931	0.148	163,985	27
18	34 L. BALDASSARRI	ITA	GMT94 Yamaha	Yamaha YZF R1	IND	1'38.001	1'35.201	1'34.784	1'34.784	2.316	0.385	163,319	36
19	66 T. SYKES	GBR	Kawasaki Puccetti Racing	Kawasaki ZX-10RR	IND	1'37.726	1'36.140	1'35.506	1'35.506	3.038	0.722	162,084	25
20	35 H. SYHRIN	MAS	PETRONAS MIE Racing HONDA Team	Honda CBR1000 RR-R	IND	1'37.087	1'36.031	1'35.661	1'35.661	3.193	0.155	161,821	41
21	52 D. KONIG	CZE	Orelac Racing MOVISIO	Kawasaki ZX-10RR	IND	1'38.608	1'36.308	1'35.672	1'35.672	3.204	0.011	161,803	35
22	51 E. GRANADO	BRA	PETRONAS MIE Racing HONDA Team	Honda CBR1000 RR-R	IND	1'39.518	1'36.373	1'35.702	1'35.702	3.234	0.030	161,752	49

04/03/2023

These data/results cannot be reproduced, stored and/or transmitted in whole or in part by any manner of electronic, mechanical, photocopying, recording, broadcasting or otherwise now known or herein after developed without the previous express consent by the copyright owner, except for reproduction in daily press and regular printed publications on sale to the public within 60 days of the event related to those data/results and always provided that copyright symbol appears together as follows below.

© DORNA WSBK ORGANIZATION Srl 2023



Motul Indonesian Round, 3-5 March 2023

Best Sectors & Speed Free Practice 3rd Session

Pertamina Mandalika Circuit 4.300 m

BEST LAP		
1	1 A. BAUTISTA	Ducati Panigale V4R 1'32.981
2	54 T. RAZGATLIOGLU	Yamaha YZF R1 1'33.026
3	47 A. BASSANI	Ducati Panigale V4R 1'33.060
4	55 A. LOCATELLI	Yamaha YZF R1 1'33.201
5	77 D. AEGERTER	Yamaha YZF R1 1'33.419
6	45 S. REDDING	BMW M1000 RR 1'33.585
7	97 X. VIERGE	Honda CBR1000 RR-R 1'33.801
8	21 M. RINALDI	Ducati Panigale V4R 1'34.171
9	22 A. LOWES	Kawasaki ZX-10RR 1'34.243
10	5 P. OETTL	Ducati Panigale V4R 1'34.251
11	9 D. PETRUCCI	Ducati Panigale V4R 1'34.254
12	60 M. VAN DER MARK	BMW M1000 RR 1'34.302
13	65 J. REA	Kawasaki ZX-10RR 1'34.347
14	7 I. LECUONA	Honda CBR1000 RR-R 1'34.399
15	34 L. BALDASSARRI	Yamaha YZF R1 1'34.784
16	76 L. BAZ	BMW M1000 RR 1'34.986
17	31 G. GERLOFF	BMW M1000 RR 1'35.025
18	66 T. SYKES	Kawasaki ZX-10RR 1'35.506
19	35 H. SYHRIN	Honda CBR1000 RR-R 1'35.661
20	52 D. KONIG	Kawasaki ZX-10RR 1'35.672
21	51 E. GRANADO	Honda CBR1000 RR-R 1'35.702
22	87 R. GARDNER	Yamaha YZF R1

SPEED		
1	97 X. VIERGE	Honda CBR1000 RR-R 291,1
2	31 G. GERLOFF	BMW M1000 RR 290,3
3	1 A. BAUTISTA	Ducati Panigale V4R 289,5
4	5 P. OETTL	Ducati Panigale V4R 289,5
5	47 A. BASSANI	Ducati Panigale V4R 288,8
6	21 M. RINALDI	Ducati Panigale V4R 288,8
7	77 D. AEGERTER	Yamaha YZF R1 288,8
8	9 D. PETRUCCI	Ducati Panigale V4R 288,0
9	7 I. LECUONA	Honda CBR1000 RR-R 288,0
10	66 T. SYKES	Kawasaki ZX-10RR 286,5
11	22 A. LOWES	Kawasaki ZX-10RR 286,5
12	45 S. REDDING	BMW M1000 RR 285,7
13	55 A. LOCATELLI	Yamaha YZF R1 285,7
14	65 J. REA	Kawasaki ZX-10RR 285,7
15	76 L. BAZ	BMW M1000 RR 285,0
16	54 T. RAZGATLIOGLU	Yamaha YZF R1 285,0
17	60 M. VAN DER MARK	BMW M1000 RR 283,5
18	35 H. SYHRIN	Honda CBR1000 RR-R 279,8
19	34 L. BALDASSARRI	Yamaha YZF R1 279,1
20	52 D. KONIG	Kawasaki ZX-10RR 275,5
21	51 E. GRANADO	Honda CBR1000 RR-R 274,8

SEG. 1			SEG. 2			SEG. 3			SEG. 4		
1	47 A. BASSANI	26.006	1	55 A. LOCATELLI	18.871	1	47 A. BASSANI	19.164	1	54 T. RAZGATLIOGLU	28.391
2	1 A. BAUTISTA	26.052	2	47 A. BASSANI	18.977	2	77 D. AEGERTER	19.242	2	1 A. BAUTISTA	28.399
3	54 T. RAZGATLIOGLU	26.091	3	1 A. BAUTISTA	18.988	3	54 T. RAZGATLIOGLU	19.270	3	77 D. AEGERTER	28.596
4	21 M. RINALDI	26.128	4	54 T. RAZGATLIOGLU	19.034	4	55 A. LOCATELLI	19.287	4	55 A. LOCATELLI	28.633
5	55 A. LOCATELLI	26.155	5	45 S. REDDING	19.056	5	45 S. REDDING	19.303	5	97 X. VIERGE	28.656
6	45 S. REDDING	26.212	6	77 D. AEGERTER	19.094	6	22 A. LOWES	19.323	6	45 S. REDDING	28.677
7	97 X. VIERGE	26.242	7	9 D. PETRUCCI	19.122	7	1 A. BAUTISTA	19.355	7	47 A. BASSANI	28.684
8	5 P. OETTL	26.315	8	97 X. VIERGE	19.186	8	65 J. REA	19.361	8	60 M. VAN DER MARK	28.736
9	77 D. AEGERTER	26.315	9	22 A. LOWES	19.193	9	60 M. VAN DER MARK	19.363	9	31 G. GERLOFF	28.912
10	76 L. BAZ	26.322	10	5 P. OETTL	19.205	10	21 M. RINALDI	19.364	10	65 J. REA	28.923
11	9 D. PETRUCCI	26.371	11	21 M. RINALDI	19.225	11	97 X. VIERGE	19.378	11	9 D. PETRUCCI	28.965
12	60 M. VAN DER MARK	26.400	12	76 L. BAZ	19.228	12	5 P. OETTL	19.404	12	7 I. LECUONA	28.973
13	65 J. REA	26.410	13	60 M. VAN DER MARK	19.234	13	7 I. LECUONA	19.430	13	66 T. SYKES	28.981
14	22 A. LOWES	26.456	14	34 L. BALDASSARRI	19.259	14	9 D. PETRUCCI	19.500	14	22 A. LOWES	29.055
15	7 I. LECUONA	26.505	15	65 J. REA	19.275	15	31 G. GERLOFF	19.550	15	21 M. RINALDI	29.058
16	31 G. GERLOFF	26.531	16	31 G. GERLOFF	19.453	16	76 L. BAZ	19.615	16	5 P. OETTL	29.085
17	34 L. BALDASSARRI	26.675	17	51 E. GRANADO	19.469	17	34 L. BALDASSARRI	19.632	17	76 L. BAZ	29.109
18	52 D. KONIG	26.755	18	7 I. LECUONA	19.491	18	51 E. GRANADO	19.638	18	34 L. BALDASSARRI	29.218
19	35 H. SYHRIN	26.848	19	66 T. SYKES	19.503	19	52 D. KONIG	19.707	19	52 D. KONIG	29.283
20	51 E. GRANADO	26.881	20	35 H. SYHRIN	19.606	20	35 H. SYHRIN	19.810	20	35 H. SYHRIN	29.378
21	66 T. SYKES	26.909	21	52 D. KONIG	19.639	21	66 T. SYKES	19.871	21	51 E. GRANADO	29.447

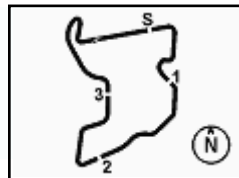
04/03/2023

These data/results cannot be reproduced, stored and/or transmitted in whole or in part by any manner of electronic, mechanical, photocopying, recording, broadcasting or otherwise now known or herein after developed without the previous express consent by the copyright owner, except for reproduction in daily press and regular printed publications on sale to the public within 60 days of the event related to those data/results and always provided that copyright symbol appears together as follows below.

© DORNA WSBK ORGANIZATION Srl 2023

FICR PERUGIA TIMING





Motul Indonesian Round, 3-5 March 2023

Ideal Times Free Practice 3rd Session

Pertamina Mandalika Circuit 4.300 m

No. Rider	Nat	Bike	Seg. 1	Seg. 2	Seg. 3	Seg. 4	Ideal Time			
			Diff. 1	Diff. 2	Diff. 3	Diff. 4	Best Lap	Pos.	Diff.	
1	54 T. RAZGATLIOGLU	TUR	Yamaha YZF R1	26.091	19.034	19.270 +0.017	28.391 +0.223	1'32.786 1'33.026	2	0.240
2	1 A. BAUTISTA	ESP	Ducati Panigale V4R	26.052 +0.013	18.988 +0.029	19.355	28.399 +0.145	1'32.794 1'32.981	1	0.187
3	47 A. BASSANI	ITA	Ducati Panigale V4R	26.006	18.977 +0.172	19.164	28.684 +0.057	1'32.831 1'33.060	3	0.229
4	55 A. LOCATELLI	ITA	Yamaha YZF R1	26.155 +0.255	18.871	19.287	28.633	1'32.946 1'33.201	4	0.255
5	77 D. AEGERTER	SUI	Yamaha YZF R1	26.315 +0.019	19.094	19.242 +0.036	28.596 +0.117	1'33.247 1'33.419	5	0.172
6	45 S. REDDING	GBR	BMW M1000 RR	26.212 +0.038	19.056 +0.299	19.303	28.677	1'33.248 1'33.585	6	0.337
7	97 X. VIERGE	ESP	Honda CBR1000 RR-R	26.242 +0.213	19.186 +0.126	19.378	28.656	1'33.462 1'33.801	7	0.339
8	60 M. VAN DER MARK	NED	BMW M1000 RR	26.400	19.234	19.363	28.736 +0.569	1'33.733 1'34.302	12	0.569
9	21 M. RINALDI	ITA	Ducati Panigale V4R	26.128	19.225	19.364 +0.194	29.058 +0.202	1'33.775 1'34.171	8	0.396
10	9 D. PETRUCCI	ITA	Ducati Panigale V4R	26.371 +0.025	19.122 +0.271	19.500	28.965	1'33.958 1'34.254	11	0.296
11	65 J. REA	GBR	Kawasaki ZX-10RR	26.410	19.275 +0.344	19.361	28.923 +0.034	1'33.969 1'34.347	13	0.378
12	5 P. OETTL	GER	Ducati Panigale V4R	26.315 +0.087	19.205 +0.030	19.404	29.085 +0.125	1'34.009 1'34.251	10	0.242
13	22 A. LOWES	GBR	Kawasaki ZX-10RR	26.456	19.193 +0.216	19.323	29.055	1'34.027 1'34.243	9	0.216
14	76 L. BAZ	FRA	BMW M1000 RR	26.322 +0.364	19.228 +0.348	19.615	29.109	1'34.274 1'34.986	16	0.712
15	7 I. LECUONA	ESP	Honda CBR1000 RR-R	26.505	19.491	19.430	28.973	1'34.399 1'34.399	14	
16	31 G. GERLOFF	USA	BMW M1000 RR	26.531 +0.207	19.453 +0.372	19.550	28.912	1'34.446 1'35.025	17	0.579
17	34 L. BALDASSARRI	ITA	Yamaha YZF R1	26.675	19.259	19.632	29.218	1'34.784 1'34.784	15	
18	66 T. SYKES	GBR	Kawasaki ZX-10RR	26.909	19.503	19.871 +0.169	28.981 +0.073	1'35.264 1'35.506	18	0.242
19	52 O. KONIG	CZE	Kawasaki ZX-10RR	26.755 +0.275	19.639 +0.013	19.707	29.283	1'35.384 1'35.672	20	0.288
20	51 E. GRANADO	BRA	Honda CBR1000 RR-R	26.881	19.469 +0.188	19.638	29.447 +0.079	1'35.435 1'35.702	21	0.267
21	35 H. SYHRIN	MAS	Honda CBR1000 RR-R	26.848 +0.019	19.606	19.810	29.378	1'35.642 1'35.661	19	0.019
	87 R. GARDNER	AUS	Yamaha YZF R1							
Overall Ideal Time				26.006	18.871	19.164	28.391	1'32.432		

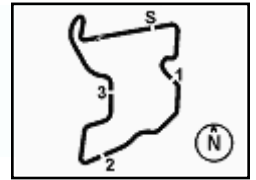
04/03/2023

These data/results cannot be reproduced, stored and/or transmitted in whole or in part by any manner of electronic, mechanical, photocopying, recording, broadcasting or otherwise now known or herein after developed without the previous express consent by the copyright owner, except for reproduction in daily press and regular printed publications on sale to the public within 60 days of the event related to those data/results and always provided that copyright symbol appears together as follows below.

© DORNA WSBK ORGANIZATION Srl 2023

FICR PERUGIA TIMING





Motul Indonesian Round, 3-5 March 2023

Chronological Analysis Free Practice 3rd Session

Pertamina Mandalika Circuit 4.300 m

1 / 3

1° 1 A. BAUTISTA [1'32.981]							
Lap	Seg1	Seg2	Seg3	Seg4	Lap Time	km/h	Local Time
1		19.941	19.751	29.610			8:32'53.068
2	26.896	19.317	19.636	28.670	1'34.519	288,0	8:34'27.587
3	26.164	19.301	19.449	28.601	1'33.515	287,2	8:36'01.102
4	26.150	19.103	19.486	28.399	1'33.138	288,8	8:37'34.240
5	26.065	19.017	19.355	28.544	1'32.981	289,5	8:39'07.221
6	26.052	18.988	19.657	28.610	1'33.307	289,5	8:40'40.528
7	26.205	19.450	20.656	28.915	1'35.226	288,8	8:42'15.754
8	26.158	19.276	19.559	28.922	1'33.915	288,8	8:43'49.669
9	26.670	19.320	19.665	29.133	1'34.788	287,2	8:45'24.457
10	32.677	20.991	21.463	35.876	1'51.007P	287,2	8:47'15.464
11	6'08.873	19.733	20.143	29.198	7'17.947P		8:54'33.411
12	26.426	19.702	19.692	29.174	1'34.994	288,0	8:56'08.405
13	29.723	20.165	19.976	29.643	1'39.507	288,8	8:57'47.912
14	26.778	19.712	20.037	29.461	1'35.988	288,0	8:59'23.900
15	26.650	19.756	20.065	29.577	1'36.048	288,8	9:00'59.948

2° 54 T. RAZGATLIOGLU [1'33.026]							
Lap	Seg1	Seg2	Seg3	Seg4	Lap Time	km/h	Local Time
1		20.097	19.880	29.271			8:33'04.720
2	26.680	19.461	19.697	34.053	1'39.891P	282,0	8:34'44.611
3	4'50.768	19.617	19.601	28.815	5'58.801P		8:40'43.412
4	26.548	19.124	19.293	28.461	1'33.426	282,7	8:42'16.838
5	26.145	19.393	19.270	28.391	1'33.199	285,0	8:43'50.037
6	26.531	19.393	20.343	29.529	1'35.796	285,0	8:45'25.833
7	26.209	19.331	19.376	28.658	1'33.574	282,7	8:46'59.407
8	26.407	19.414	19.538	28.900	1'34.259	282,7	8:48'33.666
9	28.830	22.256	20.645	36.158	1'47.889P	282,0	8:50'21.555
10	5'29.790	19.241	19.821	28.438	6'37.290P		8:56'58.845
11	26.091	19.034	19.287	28.614	1'33.026	284,2	8:58'31.871
12	27.222	19.361	19.323	28.599	1'34.505	282,0	9:00'06.376

3° 47 A. BASSANI [1'33.060]							
Lap	Seg1	Seg2	Seg3	Seg4	Lap Time	km/h	Local Time
1		21.925	21.154	30.038			8:32'18.887
2	26.418	19.421	19.343	28.848	1'34.030	285,7	8:33'52.917
3	26.286	19.229	19.221	28.684	1'33.420	287,2	8:35'26.337
4	26.084	19.105	19.444	28.828	1'33.461	288,8	8:36'59.798
5	26.198	19.646	19.501	29.165	1'34.510	288,0	8:38'34.308
6	26.525	19.405	19.845	29.140	1'34.915	285,0	8:40'09.223
7	26.530	19.595	19.702	29.415	1'35.242	286,5	8:41'44.465
8	26.671	19.697	19.815	29.515	1'35.698	285,0	8:43'20.163
9	33.936	22.136	20.787	35.600	1'52.459P	275,5	8:45'12.622
10	6'41.641	21.710	22.069	30.237	7'55.657P		8:53'08.279
11	26.049	18.977	27.099	30.786	1'42.911	286,5	8:54'51.190
12	26.006	19.149	19.164	28.741	1'33.060	288,8	8:56'24.250
13	35.894	22.864	20.880	34.841	1'54.479P	191,5	8:58'18.729

4° 55 A. LOCATELLI [1'33.201]							
Lap	Seg1	Seg2	Seg3	Seg4	Lap Time	km/h	Local Time
1		22.887	23.488	31.311			8:32'25.381
2	26.648	19.736	19.474	28.900	1'34.758	281,3	8:34'00.139
3	26.324	19.072	19.340	28.698	1'33.434	284,2	8:35'33.573
4	26.277	18.999	19.413	28.828	1'33.517	284,2	8:37'07.090
5	26.266	19.110	19.370	28.834	1'33.580	283,5	8:38'40.670
6	26.371	19.134	19.418	28.874	1'33.797	283,5	8:40'14.467
7	26.357	19.308	19.397	29.546	1'34.608	282,7	8:41'49.075
8	26.328	19.161	19.452	33.810	1'38.751P	282,7	8:43'27.826
9	7'32.551	21.621	23.941	31.894	8'50.007P		8:52'17.833
10	26.410	18.871	19.287	28.633	1'33.201	280,5	8:53'51.034
11	26.155	19.016	19.419	28.834	1'33.424	282,7	8:55'24.458

12	26.308	18.981	19.409	28.877	1'33.575	284,2	8:56'58.033
13	26.296	19.233	19.443	29.265	1'34.237	282,0	8:58'32.270
14	26.349	19.246	19.448	28.936	1'33.979	285,7	9:00'06.249

5° 77 D. AEGERTER [1'33.419]							
Lap	Seg1	Seg2	Seg3	Seg4	Lap Time	km/h	Local Time
1		22.852	20.982	30.779			8:32'23.094
2	27.322	19.779	19.670	34.195	1'40.966	278,4	8:34'04.060
3	27.971	19.632	19.739	29.453	1'36.795	282,7	8:35'40.855
4	27.111	20.013	19.878	29.549	1'36.551	280,5	8:37'17.406
5	27.179	19.654	19.818	29.546	1'36.197	278,4	8:38'53.603
6	27.023	20.138	19.941	29.649	1'36.751	285,7	8:40'30.354
7	27.176	20.158	19.971	30.041	1'37.346	279,1	8:42'07.700
8	27.363	20.497	21.107	35.962	1'44.929P	279,1	8:43'52.629
9	7'55.211	23.278	25.054	34.012	9'17.555P		8:53'10.184
10	26.417	19.226	19.242	28.596	1'33.481	282,0	8:54'43.665
11	26.866	19.105	19.485	28.652	1'34.108	284,2	8:56'17.773
12	26.334	19.094	19.278	28.713	1'33.419	282,0	8:57'51.192
13	26.315	19.483	19.513	29.078	1'34.389	288,8	8:59'25.581
14	26.713	19.483	19.779	29.393	1'35.368	281,3	9:01'00.949

6° 45 S. REDDING [1'33.585]							
Lap	Seg1	Seg2	Seg3	Seg4	Lap Time	km/h	Local Time
1		22.208	28.575	35.054			8:32'24.536
2	26.611	19.450	19.440	29.011	1'34.512	281,3	8:33'59.048
3	26.418	19.191	19.407	28.937	1'33.953	284,2	8:35'33.001
4	26.355	19.056	20.673	29.025	1'35.109	285,0	8:37'08.110
5	26.310	19.191	19.484	29.048	1'34.033	285,0	8:38'42.143
6	26.508	20.931	20.089	29.270	1'36.798	284,2	8:40'18.941
7	26.544	20.043	19.898	35.471	1'41.956P	284,2	8:42'00.897
8	8'02.382	20.206	20.961	29.865	9'13.414P		8:51'14.311
9	27.144	19.934	20.194	36.443	1'43.715P	282,0	8:52'58.026
10	3'46.543	22.596	21.578	30.192	5'00.909P		8:57'58.935
11	26.250	19.355	19.303	28.677	1'33.585	285,7	8:59'32.520
12	26.212	19.264	19.442	28.702	1'33.620	285,7	9:01'06.140

7° 97 X. VIERGE [1'33.801]							
Lap	Seg1	Seg2	Seg3	Seg4	Lap Time	km/h	Local Time
1		21.348	20.372	31.292			8:37'35.276
2	26.452	19.536	19.516	28.924	1'34.428	288,8	8:39'09.704
3	26.525	19.365	19.467	28.760	1'34.117	288,8	8:40'43.821
4	26.455	19.312	19.378	28.656	1'33.801	290,3	8:42'17.622
5	26.332	19.295	19.423	28.970	1'34.020	291,1	8:43'51.642
6	26.242	19.186	19.442	29.539	1'34.409	291,1	8:45'26.051
7	26.324	19.348	20.172	29.040	1'34.884	287,2	8:47'00.935
8	26.366	19.212	19.440	28.937	1'33.955	288,8	8:48'34.890
9	27.334	21.807	21.139	35.450	1'45.730P	288,8	8:50'20.620
10	4'51.618	22.254	20.267	30.689	6'04.828P		8:56'25.448
11	30.249	20.288	19.711	29.335	1'39.583	290,3	8:58'05.031
12	26.609	19.775	19.827	29.394	1'35.605	288,0	8:59'40.636
13	31.110	21.442	21.074	35.486	1'49.112P	288,8	9:01'29.748

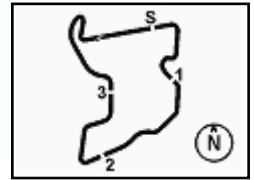
8° 21 M. RINALDI [1'34.171]							
Lap	Seg1	Seg2	Seg3	Seg4	Lap Time	km/h	Local Time
1		20.976	20.086	29.717			8:32'33.115
2	26.858	19.444	19.597	29.407	1'35.306	287,2	8:34'08.421
3	26.743	19.400	19.364	29.058	1'34.565	286,5	8:35'42.986
4	26.359	19.232	19.364	29.617	1'34.572	288,8	8:37'17.558
5	26.679	19.371	19.412	29.261	1'34.723	285,0	8:38'52.281
6	26.128	19.225	19.558	29.260	1'34.171	288,0	8:40'26.452
7	26.216	19.388	19.591	29.435	1'34.630	287,2	8:42'01.082
8	29.060	22.739	21.696	37.234	1'50.729P	279,1	8:43'51.811

04/03/2023

P = Pits In/Out - C = Lap Time Cancelled

These data/results cannot be reproduced, stored and/or transmitted in whole or in part by any manner of electronic, mechanical, photocopying, recording, broadcasting or otherwise now known or herein after developed without the previous express consent by the copyright owner, except for reproduction in daily press and regular printed publications on sale to the public within 60 days of the event related to those data/results and always provided that copyright symbol appears together as follows below.

© DORNA WSBK ORGANIZATION Srl 2023



Motul Indonesian Round, 3-5 March 2023
Chronological Analysis Free Practice 3rd Session

Pertamina Mandalika Circuit 4.300 m

2 / 3

9	6'53.027	20.243	19.932	30.862	8'04.064P		8:51'55.875
10	26.987	19.898	19.878	29.891	1'36.654	285,0	8:53'32.529
11	27.013	20.029	20.013	30.010	1'37.065	287,2	8:55'09.594
12	26.928	19.788	20.071	29.993	1'36.780	286,5	8:56'46.374
13	26.857	19.904	25.859	34.302	1'46.922	286,5	8:58'33.296
14	27.585	20.585	20.541	36.727	1'45.438P	287,2	9:00'18.734

11	27.116	20.515	20.509	30.081	1'38.221	282,7	9:01'15.903
----	--------	--------	--------	--------	----------	-------	-------------

9° 22 A. LOWES [1'34.243]

Lap	Seg1	Seg2	Seg3	Seg4	Lap Time	km/h	Local Time
1		21.925	25.389	30.582			8:32'06.400
2	30.122	21.192	20.721	29.484	1'41.519	282,7	8:33'47.919
3	26.456	19.409	19.323	29.055	1'34.243	285,0	8:35'22.162
4	26.472	19.193	19.662	29.232	1'34.559	286,5	8:36'56.721
5	26.525	22.761	19.853	34.229	1'43.368CP	283,5	8:38'40.089
6	8'51.555	20.854	20.445	30.308	10'03.162P		8:48'43.251
7	26.882	23.846	21.271	34.727	1'46.726CP	282,0	8:50'29.977
8	3'56.831	20.187	19.872	29.533	5'06.423P		8:55'36.400
9	26.614	19.523	19.458	29.155	1'34.750	282,7	8:57'11.150
10	26.800	19.566	19.557	29.280	1'35.203	284,2	8:58'46.353
11	39.748	21.830	20.983	31.978	1'54.539	282,7	9:00'40.892

10° 5 P. DETTL [1'34.251]

Lap	Seg1	Seg2	Seg3	Seg4	Lap Time	km/h	Local Time
1		21.036	19.983	30.046			8:32'27.020
2	27.168	19.624	20.082	29.531	1'36.405	285,7	8:34'03.425
3	26.744	19.265	19.561	29.210	1'34.780	287,2	8:35'38.205
4	26.315	19.405	19.521	29.211	1'34.452	287,2	8:37'12.657
5	26.539	22.201	19.850	31.955	1'40.545C	285,7	8:38'53.202
6	26.720	19.205	19.466	29.085	1'34.476	289,5	8:40'27.678
7	35.768	20.135	19.565	34.434	1'49.902P	272,7	8:42'17.580
8	6'11.370	19.385	19.511	29.404	7'19.670P		8:49'37.250
9	29.505	19.742	19.499	29.940	1'38.686	285,0	8:51'15.936
10	26.494	19.459	19.840	29.870	1'35.663	285,0	8:52'51.599
11	26.402	19.235	19.404	29.210	1'34.251	282,7	8:54'25.850
12	26.427	19.377	19.805	39.066	1'44.675P	282,7	8:56'10.525
13	4'13.408	20.119	20.265	30.298	5'24.090P		9:01'34.615

11° 9 D. PETRUCCI [1'34.254]

Lap	Seg1	Seg2	Seg3	Seg4	Lap Time	km/h	Local Time
1		21.587	21.398	41.396			8:32'07.602
2	27.858	20.046	19.752	29.264	1'36.920	284,2	8:33'44.522
3	26.784	19.406	19.601	28.987	1'34.778	286,5	8:35'19.300
4	26.371	19.122	23.281	29.270	1'38.044	287,2	8:36'57.344
5	26.396	19.393	19.500	28.965	1'34.254	288,0	8:38'31.598
6	26.446	19.382	21.276	31.087	1'38.191	285,0	8:40'09.789
7	26.863	19.466	19.694	29.365	1'35.388	288,0	8:41'45.177
8	26.625	19.531	19.953	29.227	1'35.336	285,7	8:43'20.513
9	26.652	23.546	21.445	37.057	1'48.700CP	288,0	8:45'09.213
10	14'28.276	23.750	20.625	30.347	15'42.998P		9:00'52.211

12° 60 M. VAN DER MARK [1'34.302]

Lap	Seg1	Seg2	Seg3	Seg4	Lap Time	km/h	Local Time
1		20.657	19.896	29.181			8:33'30.752
2	26.590	19.435	19.562	28.736	1'34.323	283,5	8:35'05.075
3	26.400	19.234	19.363	29.305	1'34.302	282,7	8:36'39.377
4	26.836	20.088	24.711	29.112	1'40.747	282,7	8:38'20.124
5	26.432	21.636	19.518	28.998	1'36.584C	282,0	8:39'56.708
6	26.424	19.529	19.583	28.956	1'34.492	282,7	8:41'31.200
7	26.527	19.705	19.685	29.083	1'35.000	282,0	8:43'06.200
8	26.802	20.228	19.741	28.960	1'35.731	282,0	8:44'41.931
9	26.610	21.331	20.295	35.440	1'43.676P	283,5	8:46'25.607
10	12'00.841	21.144	20.288	29.802	13'12.075P		8:59'37.682

13° 65 J. REA [1'34.347]

Lap	Seg1	Seg2	Seg3	Seg4	Lap Time	km/h	Local Time
1			26.720	20.608	31.165		8:32'24.013
2	28.599	20.452	20.115	29.223	1'38.389	285,0	8:34'02.402
3	26.572	19.275	19.691	28.923	1'34.461	282,7	8:35'36.863
4	26.410	19.619	19.361	28.957	1'34.347	284,2	8:37'11.210
5	28.825	20.464	20.107	32.197	1'41.593	282,7	8:38'52.803
6	29.219	20.294	20.386	29.874	1'39.773	285,7	8:40'32.576
7	26.503	19.938	19.851	33.678	1'39.970P	282,7	8:42'12.546
8	7'14.032	20.557	20.097	30.026	8'24.712P		8:50'37.258
9	27.137	20.293	20.047	36.934	1'44.411P	280,5	8:52'21.669
10	6'52.658	20.982	20.611	32.631	8'06.882P		9:00'28.551

14° 7 I. LECUDNA [1'34.399]

Lap	Seg1	Seg2	Seg3	Seg4	Lap Time	km/h	Local Time
1		21.630	20.829	30.760			8:31'49.496
2	27.255	20.521	20.133	29.704	1'37.613	282,0	8:33'27.109
3	26.803	19.806	19.782	29.418	1'35.809	285,0	8:35'02.918
4	26.851	19.842	19.963	29.385	1'36.041	282,7	8:36'38.959
5	27.092	20.268	22.242	35.786	1'45.388P	283,5	8:38'24.347
6	6'51.107	20.634	20.196	29.771	8'01.708P		8:46'26.055
7	26.512	19.559	19.645	29.003	1'34.719	284,2	8:48'00.774
8	26.505	19.491	19.430	28.973	1'34.399	285,0	8:49'35.173
9	26.694	19.793	23.489	29.722	1'39.698	285,0	8:51'14.871
10	27.080	20.016	20.258	29.805	1'37.159	288,0	8:52'52.030
11	27.107	20.037	20.122	29.822	1'37.088	285,7	8:54'29.118
12	27.264	20.538	20.374	35.760	1'43.936P	285,7	8:56'13.054

15° 34 L. BALDASSARRI [1'34.784]

Lap	Seg1	Seg2	Seg3	Seg4	Lap Time	km/h	Local Time
1		20.802	21.195	31.324			8:32'03.966
2	27.309	19.760	20.097	29.662	1'36.828	277,6	8:33'40.794
3	27.228	20.310	19.937	29.584	1'37.059	276,2	8:35'17.853
4	26.972	19.592	19.919	29.444	1'35.927	277,6	8:36'53.780
5	26.765	19.710	19.895	29.539	1'35.909	276,9	8:38'29.689
6	27.656	19.892	22.164	33.977	1'43.689P	276,9	8:40'13.378
7	48.948	20.263	20.894	34.549	2'04.654P		8:42'18.032
8	6'29.832	20.249	20.481	31.107	7'41.669P		8:49'59.701
9	27.030	19.777	20.062	29.991	1'36.860	276,2	8:51'36.561
10	27.163	19.887	20.144	29.798	1'36.992	276,2	8:53'13.553
11	27.154	20.604	21.661	35.399	1'44.818P	279,1	8:54'58.371
12	3'05.060	20.220	19.974	29.431	4'14.685P		8:59'13.056
13	26.675	19.259	19.632	29.218	1'34.784	277,6	9:00'47.840

16° 76 L. BAZ [1'34.986]

Lap	Seg1	Seg2	Seg3	Seg4	Lap Time	km/h	Local Time
1		21.475	21.797	30.321			8:32'02.624
2	26.621	19.596	19.827	29.166	1'35.210	283,5	8:33'37.834
3	26.707	19.228	19.934	31.560	1'37.429	284,2	8:35'15.263
4	26.599	19.700	19.924	35.157	1'41.380P	285,0	8:36'56.643
5	4'53.949	20.298	20.189	31.812	6'06.248P		8:43'02.891
6	27.024	20.196	20.048	29.664	1'36.932	280,5	8:44'39.823
7	26.824	20.000	20.291	29.953	1'37.068	282,7	8:46'16.891
8	29.312	21.232	21.891	35.706	1'48.141P	282,7	8:48'05.032
9	3'42.614	22.194	21.495	30.532	4'56.835P		8:53'01.867
10	26.686	19.576	19.615	29.109	1'34.986	279,8	8:54'36.853
11	26.322	23.587	20.954	39.083	1'49.946CP	284,2	8:56'26.799

17° 31 G. GERLOFF [1'35.025]

Lap	Seg1	Seg2	Seg3	Seg4	Lap Time	km/h	Local Time
-----	------	------	------	------	----------	------	------------

04/03/2023 P = Pits In/Out - C = Lap Time Cancelled

These data/results cannot be reproduced, stored and/or transmitted in whole or in part by any manner of electronic, mechanical, photocopying, recording, broadcasting or otherwise now known or herein after developed without the previous express consent by the copyright owner, except for reproduction in daily press and regular printed publications on sale to the public within 60 days of the event related to those data/results and always provided that copyright symbol appears together as follows below.

© DORNA WSBK ORGANIZATION Srl 2023

Motul Indonesian Round, 3-5 March 2023

Chronological Analysis Free Practice 3rd Session

Pertamina Mandalika Circuit 4.300 m

3 / 3

1		20.763	20.953	30.023			8:32'01.713	8	29.014	20.404	21.307	38.188	1'48.913P	252,9	8:44'52.784
2	26.933	20.016	20.188	29.326	1'36.463	285,0	8:33'38.176	9	6'57.697	21.334	20.695	30.595	8'10.321P		8:53'03.105
3	31.434	37.976	27.583	29.424	2'06.417C	285,7	8:35'44.593	10	26.893	19.612	19.753	29.587	1'35.845	272,7	8:54'38.950
4	26.796	20.292	20.201	35.639	1'42.928P	287,2	8:37'27.521	11	27.038	19.666	19.711	29.447	1'35.862	273,4	8:56'14.812
5	8'45.386	21.059	20.337	29.274	9'56.056P		8:47'23.577	12	26.978	19.685	19.769	29.722	1'36.154	270,0	8:57'50.966
6	26.738	19.825	19.550	28.912	1'35.025	285,0	8:48'58.602	13	26.881	19.657	19.638	29.526	1'35.702	274,8	8:59'26.668
7	26.628	19.539	23.731	31.089	1'40.987	288,8	8:50'39.589	14	26.894	19.469	20.166	29.866	1'36.395	274,8	9:01'03.063
8	26.645	19.453	19.608	29.340	1'35.046	286,5	8:52'14.635								
9	26.531	19.656	19.729	29.258	1'35.174	290,3	8:53'49.809								
10	32.566	21.904	20.389	36.603	1'51.462P	287,2	8:55'41.271								
11	4'47.379	21.104	20.311	29.874	5'58.668P		9:01'39.939								

18° 66 T. SYKES [1'35.506]

Lap	Seg1	Seg2	Seg3	Seg4	Lap Time	km/h	Local Time
1		25.429	22.995	38.761			8:38'56.234
2	27.460	19.582	25.695	30.367	1'43.104	276,9	8:40'39.338
3	27.079	19.988	19.871	29.283	1'36.221	276,9	8:42'15.559
4	27.092	19.822	19.974	28.981	1'35.869	272,7	8:43'51.428
5	26.909	19.503	20.040	29.054	1'35.506	278,4	8:45'26.934
6	28.212	20.617	21.120	36.966	1'46.915P	286,5	8:47'13.849
7	8'27.339	21.366	21.039	31.222	9'40.966P		8:56'54.815
8	27.333	19.727	22.926	32.511	1'42.497	272,7	8:58'37.312
9	27.167	20.134	20.145	29.830	1'37.276	277,6	9:00'14.588

19° 35 H. SYAHRIN [1'35.661]

Lap	Seg1	Seg2	Seg3	Seg4	Lap Time	km/h	Local Time
1		21.170	20.828	30.623			8:31'50.156
2	27.263	20.153	20.170	29.878	1'37.464	278,4	8:33'27.620
3	26.867	19.606	19.810	29.378	1'35.661	276,9	8:35'03.281
4	26.848	19.814	19.938	29.484	1'36.084	279,8	8:36'39.365
5	27.074	20.281	21.439	31.846	1'40.640	276,9	8:38'20.005
6	27.030	19.798	20.060	29.777	1'36.665	275,5	8:39'56.670
7	27.347	19.921	20.235	29.932	1'37.435	265,4	8:41'34.105
8	28.487	20.951	20.816	36.033	1'46.287P	272,0	8:43'20.392
9	6'45.336	21.202	20.977	30.571	7'58.086P		8:51'18.478
10	27.888	21.118	25.820	30.849	1'45.675	274,8	8:53'04.153
11	27.579	20.378	20.318	30.472	1'38.747	276,2	8:54'42.900
12	29.578	20.638	20.708	30.585	1'41.509	274,1	8:56'24.409
13	27.809	25.665	24.225	38.129	1'55.828CP	271,4	8:58'20.237

20° 52 O. KONIG [1'35.672]

Lap	Seg1	Seg2	Seg3	Seg4	Lap Time	km/h	Local Time
1		20.998	21.800	30.902			8:32'03.043
2	27.187	19.829	23.125	35.573	1'45.714	272,7	8:33'48.757
3	26.992	19.639	19.879	29.591	1'36.101	275,5	8:35'24.858
4	29.673	20.425	20.935	32.749	1'43.782	273,4	8:37'08.640
5	26.755	19.721	19.845	40.702	1'47.023P	275,5	8:38'55.663
6	14'29.052	19.816	20.046	29.414	15'38.328P		8:54'33.991
7	27.030	19.652	19.707	29.283	1'35.672	273,4	8:56'09.663
8	27.022	19.843	21.566	30.251	1'38.682	272,7	8:57'48.345
9	28.047	20.439	22.182	30.494	1'41.162	274,8	8:59'29.507
10	27.651	21.040	26.347	31.270	1'46.308	273,4	9:01'15.815

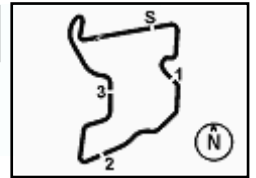
21° 51 E. GRANADO [1'35.702]

Lap	Seg1	Seg2	Seg3	Seg4	Lap Time	km/h	Local Time
1		21.474	20.741	31.026			8:32'53.478
2	30.103	21.656	20.877	30.772	1'43.408	274,1	8:34'36.886
3	33.801	20.410	20.452	31.477	1'46.140	271,4	8:36'23.026
4	27.445	20.118	20.221	29.998	1'37.782	272,0	8:38'00.808
5	27.267	20.183	20.116	30.194	1'37.760	272,7	8:39'38.568
6	27.115	20.324	20.107	30.150	1'37.696	274,1	8:41'16.264
7	27.344	20.159	24.763	35.341	1'47.607	273,4	8:43'03.871

04/03/2023 P = Pits In/Out - C = Lap Time Cancelled

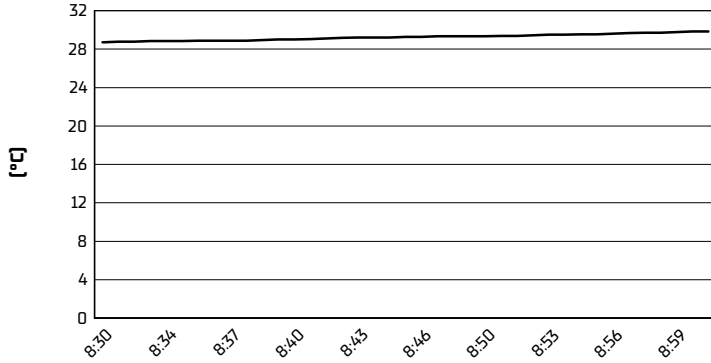
These data/results cannot be reproduced, stored and/or transmitted in whole or in part by any manner of electronic, mechanical, photocopying, recording, broadcasting or otherwise now known or herein after developed without the previous express consent by the copyright owner, except for reproduction in daily press and regular printed publications on sale to the public within 60 days of the event related to those data/results and always provided that copyright symbol appears together as follows below.

© DORNA WSBK ORGANIZATION Srl 2023

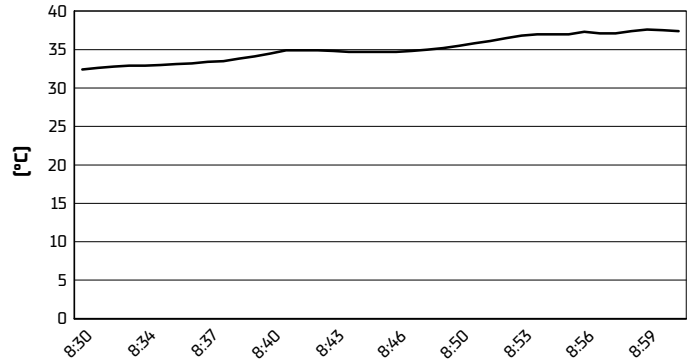


Motul Indonesian Round, 3-5 March 2023
Weather Report Free Practice 3rd Session
Session started 08:30 - Session ended 9:01

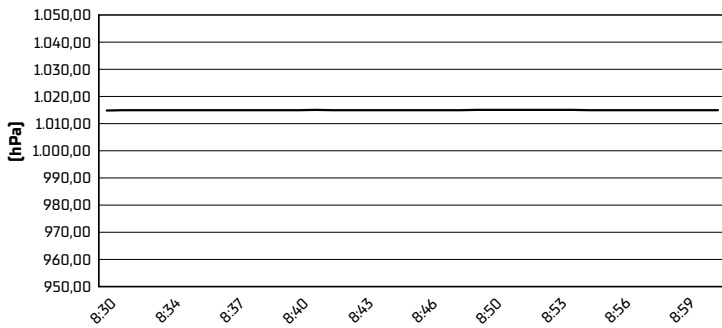
Air Temperature



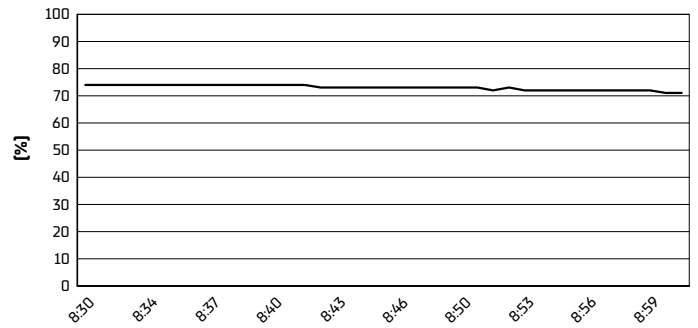
Track Temperature



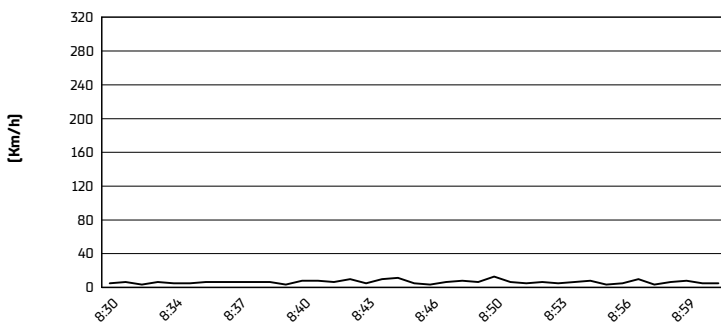
Air Pressure



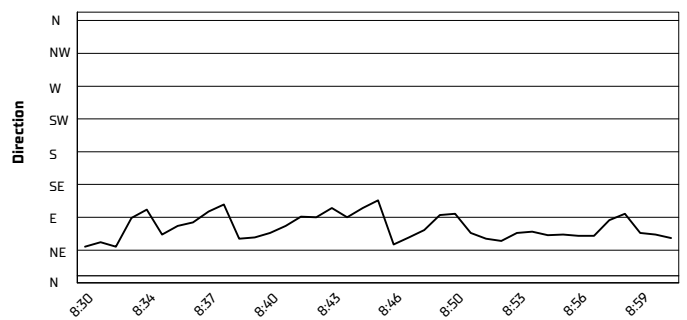
Humidity



Wind Speed



Wind Direction



04/03/2023

These data/results cannot be reproduced, stored and/or transmitted in whole or in part by any manner of electronic, mechanical, photocopying, recording, broadcasting or otherwise now known or herein after developed without the previous express consent by the copyright owner, except for reproduction in daily press and regular printed publications on sale to the public within 60 days of the event related to those data/results and always provided that copyright symbol appears together as follows below.

© DORNA WSBK ORGANIZATION Srl 2023