

Motul Indonesian Round, 3-5 March 2023

Results Tissot Superpole

Pertamina Mandalika Circuit 4.300 m

1 / 2

No.	Rider	Nat	Team	Bike	Class	Time	Gap	Rel.	Laps	Speed	
										Avg	Max
1	54 T. RAZGATLIOGLU	TUR	Pata Yamaha Prometeon WorldSBK	Yamaha YZF R1		1'32.037			6	168,193	286,5
2	55 A. LOCATELLI	ITA	Pata Yamaha Prometeon WorldSBK	Yamaha YZF R1		1'32.106	0.069	0.069	6	168,067	286,5
3	1 A. BAUTISTA	ESP	Aruba.it Racing - Ducati	Ducati Panigale V4R		1'32.202	0.165	0.096	7	167,892	295,9
4	21 M. RINALDI	ITA	Aruba.it Racing - Ducati	Ducati Panigale V4R		1'32.542	0.505	0.340	5	167,275	292,7
5	65 J. REA	GBR	Kawasaki Racing Team WorldSBK	Kawasaki ZX-10RR		1'32.550	0.513	0.008	6	167,261	291,9
6	76 L. BAZ	FRA	Bonovo Action BMW	BMW M1000 RR	IND	1'32.638	0.601	0.088	6	167,102	288,8
7	47 A. BASSANI	ITA	Motocorsa Racing	Ducati Panigale V4R	IND	1'32.638	0.601	0.000	6	167,102	289,5
8	9 D. PETRUCCI	ITA	Barni Spark Racing Team	Ducati Panigale V4R	IND	1'32.709	0.672	0.071	7	166,974	291,9
9	22 A. LOWES	GBR	Kawasaki Racing Team WorldSBK	Kawasaki ZX-10RR		1'32.797	0.760	0.088	7	166,816	289,5
10	60 M. VAN DER MARK	NED	ROKIT BMW Motorrad WorldSBK Team	BMW M1000 RR		1'33.002	0.965	0.205	6	166,448	288,8
11	45 S. REDDING	GBR	ROKIT BMW Motorrad WorldSBK Team	BMW M1000 RR		1'33.005	0.968	0.003	7	166,443	291,1
12	77 D. AEGERTER	SUI	GYTR GRT Yamaha WorldSBK Team	Yamaha YZF R1	IND	1'33.035	0.998	0.030	6	166,389	285,0
13	97 X. VIERGE	ESP	Team HRC	Honda CBR1000 RR-R		1'33.094	1.057	0.059	7	166,284	293,5
14	31 G. GERLOFF	USA	Bonovo Action BMW	BMW M1000 RR	IND	1'33.094	1.057	0.000	8	166,284	290,3
15	5 P. OETTL	GER	Team GoEleven	Ducati Panigale V4R	IND	1'33.387	1.350	0.293	7	165,762	291,9
16	7 I. LECUONA	ESP	Team HRC	Honda CBR1000 RR-R		1'33.943	1.906	0.556	6	164,781	289,5
17	66 T. SYKES	GBR	Kawasaki Puccetti Racing	Kawasaki ZX-10RR	IND	1'34.197	2.160	0.254	6	164,336	282,7
18	34 L. BALDASSARRI	ITA	GMT94 Yamaha	Yamaha YZF R1	IND	1'34.308	2.271	0.111	6	164,143	284,2
19	35 H. SYHRIN	MAS	PETRONAS MIE Racing HONDA Team	Honda CBR1000 RR-R	IND	1'34.678	2.641	0.370	7	163,502	284,2
20	51 E. GRANADO	BRA	PETRONAS MIE Racing HONDA Team	Honda CBR1000 RR-R	IND	1'34.940	2.903	0.262	6	163,050	278,4
21	52 O. KONIG	CZE	Orelac Racing MOVISIO	Kawasaki ZX-10RR	IND	1'35.544	3.507	0.604	7	162,020	278,4
Not Qualified											
NQ	87 R. GARDNER	AUS	GYTR GRT Yamaha WorldSBK Team	Yamaha YZF R1	IND				0		

Qualifying Lap Time (105% of 1'32.037): **1'36.639**

N.87 (Gardner R.) declared unfit for today after FP2

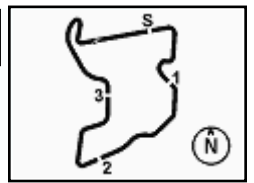
AIR	Humidity:	63%	Temp:	31°C
TRACK	Condition:	Dry	Temp:	46°C

Records	Pole	(SP)	2022 T.Razgatioglu	1'31.371	169420	Km/h
	Race	(SPRC)	2022 T.Razgatioglu	1'32.163	167960	Km/h
	All Times	(SP)	2022 T.Razgatioglu	1'31.371	169420	Km/h

Start 04/03/2023 10:40 End 11:00 The results are provisional until the end of the time limit for protests and appeals and the completion of the technical checks.

These data/results cannot be reproduced, stored and/or transmitted in whole or in part by any manner of electronic, mechanical, photocopying, recording, broadcasting or otherwise now known or herein after developed without the previous express consent by the copyright owner, except for reproduction in daily press and regular printed publications on sale to the public within 60 days of the event related to those data/results and always provided that copyright symbol appears together as follows below.

© DORNA WSBK ORGANIZATION Srl 2023



Motul Indonesian Round, 3-5 March 2023

Results Tissot Superpole

Session Highlights

Local Time	No. Rider	Description
10.39.21		WorldSSP Works on bikes are allowed
10.40.00		Start
10.44.15	7 I. LECUONA	On Asphalt - Re-Joined - Turn 2
10.45.56	55 A. LOCATELLI	Current Lap Cancelled - Exceeded Track Limits - Turn 14
10.52.23	5 P. OETTL	Current Lap Cancelled - Exceeded Track Limits - Turn 14
10.52.54	21 M. RINALDI	On the Gravel - Re-Joined - Turn 11
10.53.33	60 M. VAN DER MARK	Current Lap Cancelled - Exceeded Track Limits - Turn 8L
10.53.36	35 H. SYAHRIN	Current Lap Cancelled - Exceeded Track Limits - Turn 8L
10.53.53	97 X. VIERGE	Current Lap Cancelled - Exceeded Track Limits - Turn 8L
10.53.54	31 G. GERLOFF	Current Lap Cancelled - Exceeded Track Limits - Turn 8L
10.54.03	51 E. GRANADO	Current Lap Cancelled - Exceeded Track Limits - Turn 8L
10.54.06	7 I. LECUONA	Current Lap Cancelled - Exceeded Track Limits - Turn 14
10.54.34	9 D. PETRUCCI	Current Lap Cancelled - Exceeded Track Limits - Turn 14
10.54.36	52 O. KONIG	Current Lap Cancelled - Exceeded Track Limits - Turn 14
10.55.12	60 M. VAN DER MARK	Current Lap Cancelled - Exceeded Track Limits - Turn 8L
10.55.40	34 L. BALDASSARRI	Current Lap Cancelled - Exceeded Track Limits - Turn 14
10.56.59		RESULTS TBC
10.57.14	7 I. LECUONA	Lap Cancelled [1'32.914] - Yellow Flag - Turn 11
10.57.19	45 S. REDDING	Lap Cancelled [1'32.684] - Yellow Flag - Turn 11
10.57.24	65 J. REA	Lap Cancelled [1'32.287] - Yellow Flag - Turn 11
10.57.29	35 H. SYAHRIN	Lap Cancelled [1'36.331] - Yellow Flag - Turn 11
10.57.34	47 A. BASSANI	Lap Cancelled [1'33.003] - Yellow Flag - Turn 11
10.57.39	22 A. LOWES	Lap Cancelled [1'36.229] - Yellow Flag - Turn 11
10.59.33		Top 3 Confirmed
11.00.30		End Of Session

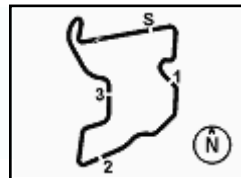
Fastest Laps Sequence

No.	Rider	Nat	Team	Bike	Local Time	Time	Gap	Avg
60	M. VAN DER MARK	NED	ROKIT BMW Motorrad WorldSBK Team	BMW M1000 RR	10:43'20.014	1'33.002		166,448
65	J. REA	GBR	Kawasaki Racing Team WorldSBK	Kawasaki ZX-10RR	10:44'10.866	1'32.550	-0.452	167,261
1	A. BAUTISTA	ESP	Aruba.it Racing - Ducati	Ducati Panigale V4R	10:44'32.971	1'32.401	-0.149	167,531
54	T. RAZGATLIOGLU	TUR	Pata Yamaha Prometeon WorldSBK	Yamaha YZF R1	10:44'41.691	1'32.231	-0.170	167,839
1	A. BAUTISTA	ESP	Aruba.it Racing - Ducati	Ducati Panigale V4R	10:46'05.173	1'32.202	-0.029	167,892
54	T. RAZGATLIOGLU	TUR	Pata Yamaha Prometeon WorldSBK	Yamaha YZF R1	10:52'21.754	1'32.037	-0.165	168,193

Start 10:40 End 11:00 The results are provisional until the end of the time limit for protests and appeals and the completion of the technical checks.

These data/results cannot be reproduced, stored and/or transmitted in whole or in part by any manner of electronic, mechanical, photocopying, recording, broadcasting or otherwise now known or herein after developed without the previous express consent by the copyright owner, except for reproduction in daily press and regular printed publications on sale to the public within 60 days of the event related to those data/results and always provided that copyright symbol appears together as follows below.

© DORNA WSBK ORGANIZATION Srl 2023



Motul Indonesian Round, 3-5 March 2023

Starting Grid - Race 1 [21 Laps x 4,300 km = 90,300 km]

Pertamina Mandalika Circuit 4.300 m

1	1	54 RAZGATLIOGLU T. Yamaha 1'32.037	2	55 LOCATELLI A. Yamaha 1'32.106	3	1 BAUTISTA A. Ducati 1'32.202
2	4	21 RINALDI M. Ducati 1'32.542	5	76 BAZ L. BMW 1'32.638	6	47 BASSANI A. Ducati 1'32.638
3	7	9 PETRUCCI D. Ducati 1'32.709	8	65 REA J. Kawasaki 1'32.550	9	22 LOWES A. Kawasaki 1'32.797
4	10	60 VAN DER MARK M. BMW 1'33.002	11	45 REDDING S. BMW 1'33.005	12	77 AEGERTER D. Yamaha 1'33.035
5	13	97 VIERGE X. Honda 1'33.094	14	31 GERLOFF G. BMW 1'33.094	15	5 OETTL P. Ducati 1'33.387
6	16	7 LECUONA I. Honda 1'33.943	17	66 SYKES T. Kawasaki 1'34.197	18	34 BALDASSARRI L. Yamaha 1'34.308
7	19	35 SYAHRIN H. Honda 1'34.678	20	52 KONIG O. Kawasaki 1'35.544		

N.87 [Gardner R.] will not take part in the race. Declared unfit for today after FP2

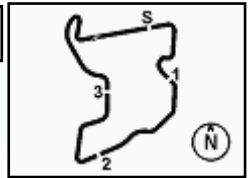
N.51 [Granado E.] will not take part in the race. Declared unfit for today after SP

N.65 [Rea J.] has been penalized with 3 grid positions - art 1.21.2

04/03/2023 The Race Director

* = Penalized

These data/results cannot be reproduced, stored and/or transmitted in whole or in part by any manner of electronic, mechanical, photocopying, recording, broadcasting or otherwise now known or herein after developed without the previous express consent by the copyright owner, except for reproduction in daily press and regular printed publications on sale to the public within 60 days of the event related to those data/results and always provided that copyright symbol appears together as follows below. © DORNA WSBK ORGANIZATION Srl 2023



Motul Indonesian Round, 3-5 March 2023

Best Sectors & Speed Tissot Superpole

Pertamina Mandalika Circuit 4.300 m

BEST LAP				
1	54	T. RAZGATLIOGLU	Yamaha YZF R1	1'32.037
2	55	A. LOCATELLI	Yamaha YZF R1	1'32.106
3	1	A. BAUTISTA	Ducati Panigale V4R	1'32.202
4	21	M. RINALDI	Ducati Panigale V4R	1'32.542
5	65	J. REA	Kawasaki ZX-10RR	1'32.550
6	47	A. BASSANI	Ducati Panigale V4R	1'32.638
7	76	L. BAZ	BMW M1000 RR	1'32.638
8	9	D. PETRUCCI	Ducati Panigale V4R	1'32.709
9	22	A. LOWES	Kawasaki ZX-10RR	1'33.797
10	60	M. VAN DER MARK	BMW M1000 RR	1'33.002
11	45	S. REDDING	BMW M1000 RR	1'33.005
12	77	D. AEGERTER	Yamaha YZF R1	1'33.035
13	31	G. GERLOFF	BMW M1000 RR	1'33.094
14	97	X. VIERGE	Honda CBR1000 RR-R	1'33.094
15	5	P. OETTL	Ducati Panigale V4R	1'33.387
16	7	I. LECUONA	Honda CBR1000 RR-R	1'33.943
17	66	T. SYKES	Kawasaki ZX-10RR	1'34.197
18	34	L. BALDASSARRI	Yamaha YZF R1	1'34.308
19	35	H. SYHRIN	Honda CBR1000 RR-R	1'34.678
20	51	E. GRANADO	Honda CBR1000 RR-R	1'34.940
21	52	D. KONIG	Kawasaki ZX-10RR	1'35.544
22	87	R. GARDNER	Yamaha YZF R1	

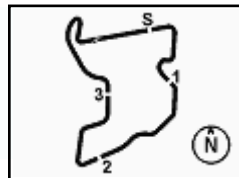
SPEED				
1	1	A. BAUTISTA	Ducati Panigale V4R	295,9
2	97	X. VIERGE	Honda CBR1000 RR-R	293,5
3	21	M. RINALDI	Ducati Panigale V4R	292,7
4	5	P. OETTL	Ducati Panigale V4R	291,9
5	9	D. PETRUCCI	Ducati Panigale V4R	291,9
6	65	J. REA	Kawasaki ZX-10RR	291,9
7	45	S. REDDING	BMW M1000 RR	291,1
8	31	G. GERLOFF	BMW M1000 RR	290,3
9	7	I. LECUONA	Honda CBR1000 RR-R	289,5
10	22	A. LOWES	Kawasaki ZX-10RR	289,5
11	47	A. BASSANI	Ducati Panigale V4R	289,5
12	60	M. VAN DER MARK	BMW M1000 RR	288,8
13	76	L. BAZ	BMW M1000 RR	288,8
14	54	T. RAZGATLIOGLU	Yamaha YZF R1	286,5
15	55	A. LOCATELLI	Yamaha YZF R1	286,5
16	77	D. AEGERTER	Yamaha YZF R1	285,0
17	34	L. BALDASSARRI	Yamaha YZF R1	284,2
18	35	H. SYHRIN	Honda CBR1000 RR-R	284,2
19	66	T. SYKES	Kawasaki ZX-10RR	282,7
20	51	E. GRANADO	Honda CBR1000 RR-R	278,4
21	52	D. KONIG	Kawasaki ZX-10RR	278,4

SEG. 1			SEG. 2			SEG. 3			SEG. 4						
1	1	A. BAUTISTA	25.692	1	55	A. LOCATELLI	18.744	1	22	A. LOWES	18.859	1	54	T. RAZGATLIOGLU	28.168
2	65	J. REA	25.780	2	77	D. AEGERTER	18.798	2	1	A. BAUTISTA	18.914	2	1	A. BAUTISTA	28.183
3	54	T. RAZGATLIOGLU	25.811	3	1	A. BAUTISTA	18.881	3	77	D. AEGERTER	18.942	3	55	A. LOCATELLI	28.404
4	21	M. RINALDI	25.840	4	45	S. REDDING	18.883	4	65	J. REA	18.982	4	76	L. BAZ	28.435
5	31	G. GERLOFF	25.893	5	9	D. PETRUCCI	18.959	5	21	M. RINALDI	19.004	5	65	J. REA	28.456
6	47	A. BASSANI	25.899	6	60	M. VAN DER MARK	18.970	6	54	T. RAZGATLIOGLU	19.017	6	9	D. PETRUCCI	28.467
7	9	D. PETRUCCI	25.913	7	54	T. RAZGATLIOGLU	18.975	7	76	L. BAZ	19.022	7	60	M. VAN DER MARK	28.480
8	5	P. OETTL	25.928	8	21	M. RINALDI	18.976	8	55	A. LOCATELLI	19.027	8	97	X. VIERGE	28.493
9	55	A. LOCATELLI	25.931	9	65	J. REA	19.035	9	47	A. BASSANI	19.030	9	47	A. BASSANI	28.503
10	45	S. REDDING	25.950	10	5	P. OETTL	19.054	10	9	D. PETRUCCI	19.085	10	31	G. GERLOFF	28.547
11	60	M. VAN DER MARK	25.971	11	76	L. BAZ	19.113	11	97	X. VIERGE	19.138	11	45	S. REDDING	28.583
12	7	I. LECUONA	25.973	12	22	A. LOWES	19.134	12	45	S. REDDING	19.155	12	22	A. LOWES	28.659
13	22	A. LOWES	25.975	13	47	A. BASSANI	19.181	13	60	M. VAN DER MARK	19.158	13	77	D. AEGERTER	28.670
14	97	X. VIERGE	26.029	14	97	X. VIERGE	19.217	14	31	G. GERLOFF	19.178	14	21	M. RINALDI	28.689
15	77	D. AEGERTER	26.054	15	7	I. LECUONA	19.234	15	7	I. LECUONA	19.185	15	7	I. LECUONA	28.790
16	76	L. BAZ	26.065	16	31	G. GERLOFF	19.282	16	5	P. OETTL	19.288	16	66	T. SYKES	28.838
17	34	L. BALDASSARRI	26.287	17	34	L. BALDASSARRI	19.292	17	51	E. GRANADO	19.400	17	34	L. BALDASSARRI	28.855
18	35	H. SYHRIN	26.441	18	66	T. SYKES	19.420	18	34	L. BALDASSARRI	19.436	18	35	H. SYHRIN	28.941
19	66	T. SYKES	26.495	19	35	H. SYHRIN	19.453	19	66	T. SYKES	19.444	19	5	P. OETTL	28.962
20	51	E. GRANADO	26.529	20	52	D. KONIG	19.533	20	35	H. SYHRIN	19.492	20	52	D. KONIG	29.308
21	52	D. KONIG	26.670	21	51	E. GRANADO	19.619	21	52	D. KONIG	19.728	21	51	E. GRANADO	29.373

04/03/2023

These data/results cannot be reproduced, stored and/or transmitted in whole or in part by any manner of electronic, mechanical, photocopying, recording, broadcasting or otherwise now known or herein after developed without the previous express consent by the copyright owner, except for reproduction in daily press and regular printed publications on sale to the public within 60 days of the event related to those data/results and always provided that copyright symbol appears together as follows below.

© DORNA WSBK ORGANIZATION Srl 2023



Motul Indonesian Round, 3-5 March 2023

Ideal Times Tissot Superpole

No.	Rider	Nat	Bike	Seg. 1	Seg. 2	Seg. 3	Seg. 4	Ideal Time	Pos.	Diff.
				Diff. 1	Diff. 2	Diff. 3	Diff. 4			
1	1 A. BAUTISTA	ESP	Ducati Panigale V4R	25.692 +0.135	18.881 +0.072	18.914 +0.111	28.183 +0.214	1'31.670 1'32.202	3	0.532
2	54 T. RAZGATLIOGLU	TUR	Yamaha YZF R1	25.811	18.975 +0.066	19.017	28.168	1'31.971 1'32.037	1	0.066
3	55 A. LOCATELLI	ITA	Yamaha YZF R1	25.931	18.744	19.027	28.404	1'32.106 1'32.106	2	
4	65 J. REA	GBR	Kawasaki ZX-10RR	25.780 +0.238	19.035	18.982	28.456 +0.059	1'32.253 1'32.550	5	0.297
5	9 D. PETRUCCI	ITA	Ducati Panigale V4R	25.913 +0.187	18.959	19.085 +0.098	28.467	1'32.424 1'32.709	8	0.285
6	77 D. AEGERTER	SUI	Yamaha YZF R1	26.054	18.798	18.942 +0.100	28.670 +0.471	1'32.464 1'33.035	12	0.571
7	21 M. RINALDI	ITA	Ducati Panigale V4R	25.840 +0.033	18.976	19.004	28.689	1'32.509 1'32.542	4	0.033
8	45 S. REDDING	GBR	BMW M1000 RR	25.950 +0.231	18.883 +0.127	19.155 +0.076	28.583	1'32.571 1'33.005	11	0.434
9	60 M. VAN DER MARK	NED	BMW M1000 RR	25.971	18.970 +0.229	19.158	28.480 +0.194	1'32.579 1'33.002	10	0.423
10	47 A. BASSANI	ITA	Ducati Panigale V4R	25.899 +0.025	19.181	19.030	28.503	1'32.613 1'32.638	6	0.025
11	22 A. LOWES	GBR	Kawasaki ZX-10RR	25.975	19.134 +0.076	18.859	28.659 +0.094	1'32.627 1'32.797	9	0.170
12	76 L. BAZ	FRA	BMW M1000 RR	26.065	19.113 +0.003	19.022	28.435	1'32.635 1'32.638	7	0.003
13	97 X. VIERGE	ESP	Honda CBR1000 RR-R	26.029 +0.013	19.217 +0.010	19.138 +0.034	28.493 +0.160	1'32.877 1'33.094	13	0.217
14	31 G. GERLOFF	USA	BMW M1000 RR	25.893 +0.194	19.282	19.178	28.547	1'32.900 1'33.094	14	0.194
15	7 I. LECUONA	ESP	Honda CBR1000 RR-R	25.973 +0.291	19.234 +0.277	19.185 +0.167	28.790 +0.026	1'33.182 1'33.943	16	0.761
16	5 P. OETTL	GER	Ducati Panigale V4R	25.928	19.054	19.288	28.962 +0.155	1'33.232 1'33.387	15	0.155
17	34 L. BALDASSARRI	ITA	Yamaha YZF R1	26.287 +0.329	19.292	19.436	28.855 +0.109	1'33.870 1'34.308	18	0.438
18	66 T. SYKES	GBR	Kawasaki ZX-10RR	26.495	19.420	19.444	28.838	1'34.197	17	
19	35 H. SYHRIN	MAS	Honda CBR1000 RR-R	26.441 +0.190	19.453 +0.118	19.492	28.941 +0.043	1'34.327 1'34.678	19	0.351
20	51 E. GRANADO	BRA	Honda CBR1000 RR-R	26.529	19.619 +0.008	19.400	29.373 +0.011	1'34.921 1'34.940	20	0.019
21	52 D. KONIG	CZE	Kawasaki ZX-10RR	26.670 +0.120	19.533 +0.185	19.728	29.308	1'35.239 1'35.544	21	0.305
	87 R. GARDNER	AUS	Yamaha YZF R1							
Overall Ideal Time				25.692	18.744	18.859	28.168	1'31.463		

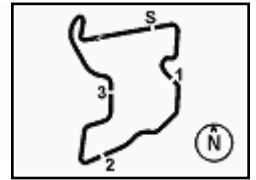
04/03/2023

These data/results cannot be reproduced, stored and/or transmitted in whole or in part by any manner of electronic, mechanical, photocopying, recording, broadcasting or otherwise now known or herein after developed without the previous express consent by the copyright owner, except for reproduction in daily press and regular printed publications on sale to the public within 60 days of the event related to those data/results and always provided that copyright symbol appears together as follows below.

© DORNA WSBK ORGANIZATION Srl 2023

FIGR PERUGIA TIMING





Motul Indonesian Round, 3-5 March 2023

Chronological Analysis Tissot Superpole

Pertamina Mandalika Circuit 4.300 m

1 / 2

1° 54 T. RAZGATLIOGLU [1'32.037]								7° 47 A. BASSANI [1'32.638]							
Lap	Seg1	Seg2	Seg3	Seg4	Lap Time	km/h	Local Time	Lap	Seg1	Seg2	Seg3	Seg4	Lap Time	km/h	Local Time
1		22.277	21.560	30.287			10:43'09.460	1		21.545	23.182	29.474			10:42'57.522
2	25.962	18.975	19.045	28.249	1'32.231	286,5	10:44'41.691	2	25.924	19.181	19.030	28.503	1'32.638	289,5	10:44'30.160
3	26.860	19.056	19.024	34.659	1'39.599P	282,7	10:46'21.290	3	34.426	21.034	22.115	36.372	1'53.947P	288,8	10:46'24.107
4	3'16.590	20.941	21.402	29.494	4'28.427P		10:50'49.717	4	3'37.005	20.562	20.709	31.505	4'49.781P		10:51'13.888
5	25.811	19.041	19.017	28.168	1'32.037	284,2	10:52'21.754	5	25.899	19.248	19.224	28.632	1'33.003C	288,8	10:52'46.891
6	25.850	19.545	19.526	28.816	1'33.737	285,7	10:53'55.491	6	25.949	19.407	19.722	37.651	1'42.729	289,5	10:54'29.620
7	26.375	19.694	19.231	28.758	1'34.058	286,5	10:55'29.549	7	34.896	20.643	19.733	29.411	1'44.683	284,2	10:56'14.303

2° 55 A. LOCATELLI [1'32.106]								8° 9 D. PETRUCCI [1'32.709]							
Lap	Seg1	Seg2	Seg3	Seg4	Lap Time	km/h	Local Time	Lap	Seg1	Seg2	Seg3	Seg4	Lap Time	km/h	Local Time
1		21.940	20.606	29.907			10:43'08.451	1		22.660	24.379	33.648			10:42'31.841
2	26.133	19.136	19.286	28.520	1'33.075	285,7	10:44'41.526	2	26.163	19.387	19.317	34.688	1'39.555	287,2	10:44'11.396
3	26.093	19.450	19.398	37.041	1'41.982CP	286,5	10:46'23.508	3	26.059	19.360	19.085	28.732	1'33.236	291,9	10:45'44.632
4	3'15.365	20.815	21.092	30.417	4'27.689P		10:50'51.197	4	29.696	22.272	20.668	34.533	1'47.169P	285,7	10:47'31.801
5	25.931	18.744	19.027	28.404	1'32.106	285,0	10:52'23.303	5	3'02.388	21.290	20.592	30.498	4'14.768P		10:51'46.569
6	26.074	19.177	19.314	28.699	1'33.264	285,7	10:53'56.567	6	26.100	18.959	19.183	28.467	1'32.709	290,3	10:53'19.278
7	26.137	19.661	19.479	28.934	1'34.211	284,2	10:55'30.778	7	25.913	19.412	19.457	32.797	1'37.579C	290,3	10:54'56.857
								8	26.181	20.680	22.904	30.368	1'40.133	291,1	10:56'36.990

3° 1 A. BAUTISTA [1'32.202]								9° 22 A. LOWES [1'32.797]							
Lap	Seg1	Seg2	Seg3	Seg4	Lap Time	km/h	Local Time	Lap	Seg1	Seg2	Seg3	Seg4	Lap Time	km/h	Local Time
1		20.963	21.136	30.103			10:43'00.570	1							
2	26.094	18.881	19.071	28.355	1'32.401	294,3	10:44'32.971	2	26.263	19.253	19.096	28.959	1'33.571	289,5	10:44'14.591
3	25.827	18.953	19.025	28.397	1'32.202	293,5	10:46'05.173	3	26.086	19.134	19.121	28.659	1'33.000	288,8	10:45'47.591
4	25.743	18.969	19.256	35.169	1'39.137P	292,7	10:47'44.310	4	28.361	20.647	19.699	33.787	1'42.494P	280,5	10:47'30.085
5	2'52.089	20.574	20.134	29.084	4'01.881P		10:51'46.191	5	2'42.838	20.608	20.807	29.148	3'53.401P		10:51'23.486
6	26.095	19.011	18.914	28.183	1'32.203	292,7	10:53'18.394	6	26.052	19.267	20.750	30.160	1'36.229C	288,0	10:52'59.715
7	25.692	19.246	19.109	29.086	1'33.133	295,9	10:54'51.527	7	25.975	19.210	18.859	28.753	1'32.797	288,8	10:54'32.512
8	36.668	21.994	20.378	30.759	1'49.799	294,3	10:56'41.326	8	26.035	19.737	19.232	29.098	1'34.102	289,5	10:56'06.614

4° 21 M. RINALDI [1'32.542]								10° 60 M. VAN DER MARK [1'33.002]							
Lap	Seg1	Seg2	Seg3	Seg4	Lap Time	km/h	Local Time	Lap	Seg1	Seg2	Seg3	Seg4	Lap Time	km/h	Local Time
1		21.318	20.711	29.869			10:43'10.809	1		21.975	20.204	29.496			10:41'47.012
2	25.873	18.976	19.004	28.689	1'32.542	292,7	10:44'43.351	2	25.971	19.199	19.158	28.674	1'33.002	287,2	10:43'20.014
3	29.759	21.304	20.540	36.039	1'47.642P	286,5	10:46'30.993	3	26.166	19.446	23.354	35.221	1'44.187P	288,8	10:45'04.201
4	3'58.901	19.715	19.462	29.221	5'07.299P		10:51'38.292	4	5'04.856	20.932	21.326	28.950	6'16.064P		10:51'20.265
5	25.863	19.176	19.960	32.003	2'04.022	290,3	10:53'42.314	5	26.010	18.970	19.594	28.480	1'33.054	288,8	10:52'53.319
6	25.840	19.293	19.136	31.166	1'35.435	291,9	10:55'17.749	6	26.087	22.263	19.630	29.604	1'37.584C	287,2	10:54'30.903
								7	26.153	23.725	21.993	29.008	1'40.879C	286,5	10:56'11.782

5° 65 J. REA [1'32.550]								11° 45 S. REDDING [1'33.005]							
Lap	Seg1	Seg2	Seg3	Seg4	Lap Time	km/h	Local Time	Lap	Seg1	Seg2	Seg3	Seg4	Lap Time	km/h	Local Time
1		20.631	20.942	34.798			10:42'38.316	1		20.880	22.131	30.001			10:43'00.980
2	26.018	19.035	18.982	28.515	1'32.550	287,2	10:44'15.324	2	26.517	18.930	20.911	30.892	1'37.250	291,1	10:44'38.230
3	29.021	20.211	20.508	34.318	1'44.058P	288,0	10:45'54.924	3	26.181	19.010	19.231	28.583	1'33.005	289,5	10:46'11.235
4	4'08.636	19.790	20.450	31.115	5'19.991P		10:51'14.915	4	27.095	19.562	19.727	34.234	1'40.618P	289,5	10:47'51.853
5	25.893	19.280	18.999	28.115	1'32.287C	288,0	10:52'47.202	5	2'15.375	20.148	21.053	28.675	3'25.251P		10:51'17.104
6	25.837	19.345	19.381	30.304	1'34.867	291,9	10:54'22.069	6	25.964	18.883	19.365	28.472	1'32.684C	288,8	10:52'49.788
7	25.780	19.480	19.032	28.456	1'32.748	289,5	10:55'54.817	7	25.950	19.012	19.155	31.658	1'35.775	289,5	10:54'25.563
								8	39.095	21.017	20.033	29.838	1'49.983	287,2	10:56'15.546

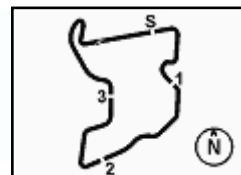
6° 76 L. BAZ [1'32.638]								12° 77 D. AEGERTER [1'33.035]							
Lap	Seg1	Seg2	Seg3	Seg4	Lap Time	km/h	Local Time	Lap	Seg1	Seg2	Seg3	Seg4	Lap Time	km/h	Local Time
1		20.940	23.234	34.298			10:42'41.904	1		21.110	21.955	35.287			10:42'36.672
2	26.479	19.251	19.145	28.545	1'33.420	288,8	10:44'15.324	2	26.404	19.022	19.144	31.369	1'35.939	285,0	10:44'12.611
3	26.072	19.113	19.365	28.659	1'33.209	288,0	10:45'48.533	3	26.054	18.798	19.042	29.141	1'33.035	282,7	10:45'45.646
4	27.309	20.163	19.820	34.996	1'42.288P	288,0	10:47'30.821	4	26.547	19.083	19.286	35.103	1'40.019P	281,3	10:47'25.665
5	2'07.301	20.923	21.402	29.495	3'19.121P		10:50'49.942	5	4'02.782	20.803	23.255	30.635	5'17.475P		10:52'43.140
6	26.065	19.116	19.022	28.435	1'32.638	286,5	10:52'22.580	6	26.092	19.136	18.942	28.878	1'33.048	278,4	10:54'16.188
7	35.209	21.230	20.401	36.657	1'53.497P	288,0	10:54'16.077	7	26.190	19.313	19.300	28.670	1'33.473	280,5	10:55'49.661

04/03/2023

P = Pits In/Out - C = Lap Time Cancelled

These data/results cannot be reproduced, stored and/or transmitted in whole or in part by any manner of electronic, mechanical, photocopying, recording, broadcasting or otherwise now known or herein after developed without the previous express consent by the copyright owner, except for reproduction in daily press and regular printed publications on sale to the public within 60 days of the event related to those data/results and always provided that copyright symbol appears together as follows below.

© DORNA WSBK ORGANIZATION Srl 2023



Motul Indonesian Round, 3-5 March 2023

Chronological Analysis Tissot Superpole

Pertamina Mandalika Circuit 4.300 m

2 / 2

13° 97 X. VIERGE [1'33.094]

Lap	Seg.1	Seg.2	Seg.3	Seg.4	Lap Time	km/h	Local Time
1		21.039	21.150	30.134			10:43'00.889
2	26.231	19.289	19.235	28.493	1'33.248	293,5	10:44'34.137
3	26.083	19.217	19.138	28.739	1'33.177	291,9	10:46'07.314
4	26.448	19.876	19.412	34.322	1'40.058P	288,0	10:47'47.372
5	2'42.929	19.730	19.417	29.379	3'51.455P		10:51'38.827
6	26.042	19.227	19.172	28.653	1'33.094	291,9	10:53'11.921
7	26.029	23.553	23.664	29.139	1'42.385C	291,1	10:54'54.306
8	32.627	22.286	20.943	29.981	1'45.837	291,9	10:56'40.143

5	26.287	19.378	19.685	31.155	1'36.505	284,2	10:52'28.040
6	26.560	19.466	19.439	28.855	1'34.320	282,7	10:54'02.360
7	41.794	20.897	23.763	41.026	2'07.480CP	276,2	10:56'09.840

19° 35 H. SYAHRIN [1'34.678]

Lap	Seg.1	Seg.2	Seg.3	Seg.4	Lap Time	km/h	Local Time
1		20.849	20.794	29.654			10:42'17.116
2	26.881	19.551	19.553	28.941	1'34.926	282,7	10:43'52.042
3	26.631	19.571	19.492	28.984	1'34.678	283,5	10:45'26.720
4	27.963	20.787	20.652	35.589	1'44.991P	279,8	10:47'11.711
5	2'57.006	19.795	21.039	29.162	4'07.002P		10:51'18.713
6	26.441	19.453	20.997	29.440	1'36.331C	284,2	10:52'55.044
7	26.555	22.308	21.170	29.634	1'39.667C	282,0	10:54'34.711
8	27.098	20.013	19.890	29.424	1'36.425	278,4	10:56'11.136

14° 31 G. GERLOFF [1'33.094]

Lap	Seg.1	Seg.2	Seg.3	Seg.4	Lap Time	km/h	Local Time
1		21.967	21.229	29.930			10:41'49.492
2	26.381	19.842	19.336	28.844	1'34.403	290,3	10:43'23.895
3	26.246	19.713	19.381	28.703	1'34.043	290,3	10:44'57.938
4	26.320	19.501	19.278	28.666	1'33.765	286,5	10:46'31.703
5	26.644	19.993	19.604	33.943	1'40.184P	288,0	10:48'11.887
6	2'18.961	20.096	20.284	28.902	3'28.243P		10:51'40.130
7	26.087	19.282	19.178	28.547	1'33.094	287,2	10:53'13.224
8	25.893	22.932	20.175	29.553	1'38.553C	284,2	10:54'51.777
9	26.128	19.850	19.199	29.030	1'34.207	290,3	10:56'25.984

20° 51 E. GRANADO [1'34.940]

Lap	Seg.1	Seg.2	Seg.3	Seg.4	Lap Time	km/h	Local Time
1		22.616	21.925	31.639			10:42'01.225
2	27.479	20.025	20.132	29.923	1'37.559	275,5	10:43'38.784
3	26.543	19.619	19.408	29.373	1'34.943	278,4	10:45'13.727
4	26.707	20.019	20.120	36.359	1'43.205P	277,6	10:46'56.932
5	3'36.071	20.210	19.882	29.956	4'46.119P		10:51'43.051
6	26.529	19.627	19.400	29.384	1'34.940	276,2	10:53'17.991
7	26.758	26.420	20.346	30.987	1'44.511C	276,9	10:55'02.502

15° 5 P. OETTL [1'33.387]

Lap	Seg.1	Seg.2	Seg.3	Seg.4	Lap Time	km/h	Local Time
1		21.670	27.046	29.353			10:43'01.566
2	27.136	19.061	19.436	29.186	1'34.819	291,9	10:44'36.385
3	26.767	19.162	19.315	28.962	1'34.206	289,5	10:46'10.591
4	26.205	19.065	19.358	29.034	1'33.662	287,2	10:47'44.253
5	27.185	19.750	19.577	34.031	1'40.543P	276,2	10:49'24.796
6	2'04.613	20.396	22.891	35.001	3'22.901CP		10:52'47.697
7	25.928	19.054	19.288	29.117	1'33.387	287,2	10:54'21.084
8	29.850	20.148	19.801	29.692	1'39.491	285,7	10:56'00.575

21° 52 D. KONIG [1'35.544]

Lap	Seg.1	Seg.2	Seg.3	Seg.4	Lap Time	km/h	Local Time
1		20.597	20.844	35.757			10:42'39.489
2	26.837	19.533	19.734	29.593	1'35.697	278,4	10:44'15.186
3	27.050	19.756	19.826	29.467	1'36.099	276,9	10:45'51.285
4	27.542	20.268	20.328	34.339	1'42.477P	276,9	10:47'33.762
5	2'45.176	22.469	23.087	36.390	4'07.122P		10:51'40.884
6	26.790	19.718	19.728	29.308	1'35.544	274,8	10:53'16.428
7	26.670	20.520	19.854	34.945	1'41.989C	276,9	10:54'58.417
8	26.810	20.109	20.027	29.842	1'36.788	276,9	10:56'35.205

16° 7 I. LECUONA [1'33.943]

Lap	Seg.1	Seg.2	Seg.3	Seg.4	Lap Time	km/h	Local Time
1		20.962	20.747	29.609			10:42'16.720
2	26.264	19.511	19.352	28.816	1'33.943	288,8	10:43'50.663
3	30.890	19.809	19.566	33.779	1'44.044P	288,8	10:45'34.707
4	4'33.460	20.008	21.127	28.790	5'43.385P		10:51'18.092
5	26.056	19.234	19.278	28.346	1'32.914C	288,8	10:52'51.006
6	25.973	19.273	19.185	36.032	1'40.463C	288,8	10:54'31.469
7	28.871	20.313	20.281	31.810	1'41.275	289,5	10:56'12.744

17° 66 T. SYKES [1'34.197]

Lap	Seg.1	Seg.2	Seg.3	Seg.4	Lap Time	km/h	Local Time
1		21.429	22.753	29.626			10:42'58.120
2	26.928	19.546	25.013	34.982	1'46.469	282,0	10:44'44.589
3	26.671	19.557	19.652	28.852	1'34.732	282,7	10:46'19.321
4	29.729	20.557	20.324	36.701	1'47.311P	277,6	10:48'06.632
5	3'02.005	21.456	20.830	34.415	4'18.706P		10:52'25.338
6	26.495	19.420	19.444	28.838	1'34.197	279,8	10:53'59.535
7	32.161	21.113	20.865	36.621	1'50.760P	282,0	10:55'50.295

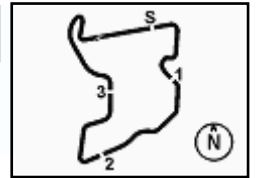
18° 34 L. BALDASSARRI [1'34.308]

Lap	Seg.1	Seg.2	Seg.3	Seg.4	Lap Time	km/h	Local Time
1		20.903	20.091	29.836			10:42'06.596
2	26.616	19.292	19.436	28.964	1'34.308	279,8	10:43'40.904
3	34.217	20.433	20.255	36.945	1'51.850P	282,7	10:45'32.754
4	4'07.483	19.951	20.855	30.492	5'18.781P		10:50'51.535

04/03/2023 P = Pits In/Out - C = Lap Time Cancelled

These data/results cannot be reproduced, stored and/or transmitted in whole or in part by any manner of electronic, mechanical, photocopying, recording, broadcasting or otherwise now known or herein after developed without the previous express consent by the copyright owner, except for reproduction in daily press and regular printed publications on sale to the public within 60 days of the event related to those data/results and always provided that copyright symbol appears together as follows below.

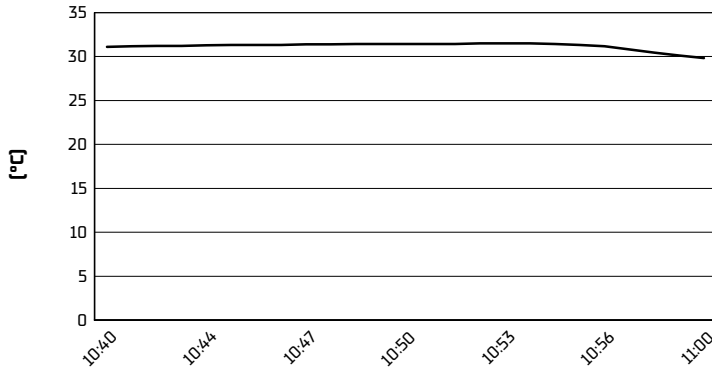
© DORNA WSBK ORGANIZATION Srl 2023



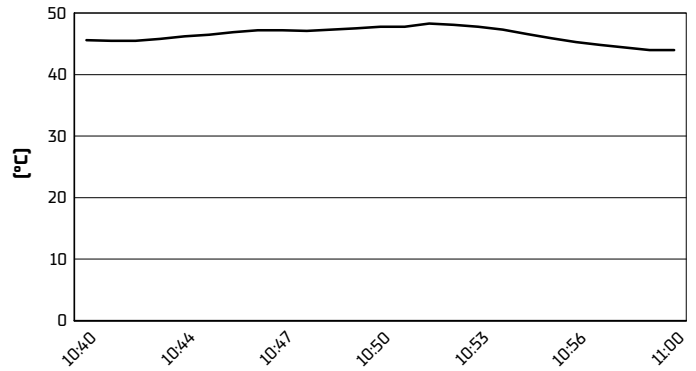
Motul Indonesian Round, 3-5 March 2023
Weather Report Tissot Superpole
Session started 10:40 - Session ended 11:00

Pertamina Mandalika Circuit 4.300 m

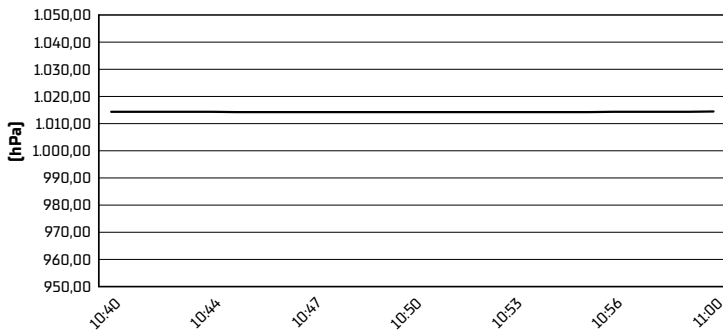
Air Temperature



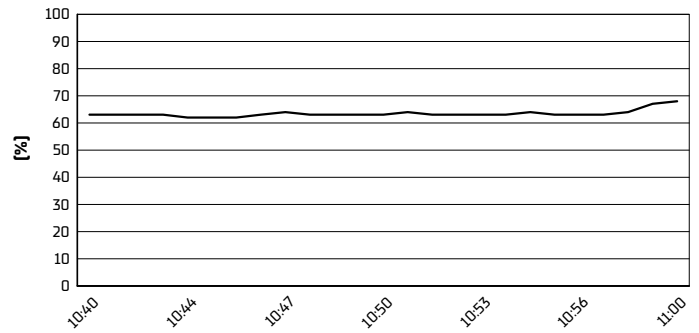
Track Temperature



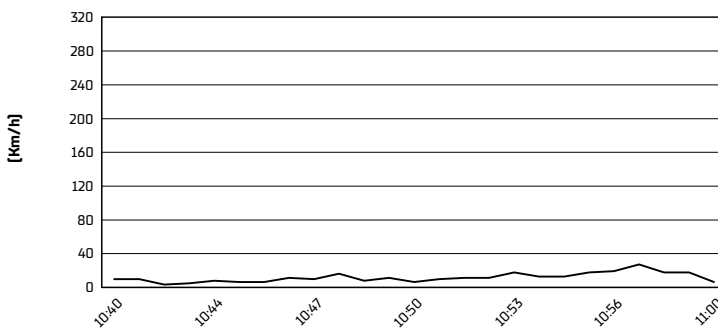
Air Pressure



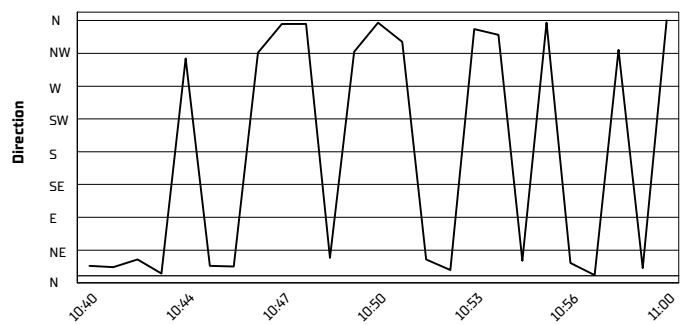
Humidity



Wind Speed



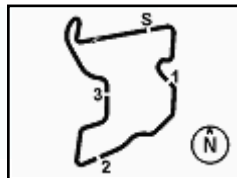
Wind Direction



04/03/2023

These data/results cannot be reproduced, stored and/or transmitted in whole or in part by any manner of electronic, mechanical, photocopying, recording, broadcasting or otherwise now known or herein after developed without the previous express consent by the copyright owner, except for reproduction in daily press and regular printed publications on sale to the public within 60 days of the event related to those data/results and always provided that copyright symbol appears together as follows below.

© DORNA WSBK ORGANIZATION Srl 2023



Motul Indonesian Round, 3-5 March 2023

Tissot Superpole Ranking

Pertamina Mandalika Circuit 4.300 m

	2020	2021	2022	2023
01 Philip Island	Sykes (Gbr) Bmw 1'29.230 (179,3 Km/h)		Bautista (Esp) Duc 1'29.815 (178,2 Km/h)	Razgatlioglu (Tur) Yam 1'29.400 (179,0 Km/h)
02 Mandalika		Razgatlioglu (Tur) Yam 1'32.877 (166,7 Km/h)	Razgatlioglu (Tur) Yam 1'31.371 (169,4 Km/h)	Razgatlioglu (Tur) Yam 1'32.037 (168,2 Km/h)
03 Assen		Rea (Gbr) Kaw 1'33.842 (174,2 Km/h)	Razgatlioglu (Tur) Yam 1'32.934 (175,9 Km/h)	
04 Barcelona	Rea (Gbr) Kaw 1'41.619 (163,9 Km/h)	Sykes (Gbr) Bmw 1'40.408 (165,9 Km/h)	Lecuona (Esp) Hon 1'40.766 (165,3 Km/h)	
05 Misano		Rea (Gbr) Kaw 1'33.416 (156,5 Km/h)	Bautista (Esp) Duc 1'33.328 (156,6 Km/h)	
06 Donington		Rea (Gbr) Kaw 1'40.101 (113,2 Km/h)	Rea (Gbr) Kaw 1'26.080 (131,7 Km/h)	
07 Imola				
08 Most		Rea (Gbr) Kaw 1'31.684 (165,4 Km/h)	Rea (Gbr) Kaw 1'30.947 (166,7 Km/h)	
09 Magny-Cours	Lavery (Irl) Bmw 1'48.644 (140,0 Km/h)	Rea (Gbr) Kaw 1'35.683 (159,0 Km/h)	Rea (Gbr) Kaw 1'36.124 (158,2 Km/h)	
10 Aragon	Rea (Gbr) Kaw 1'48.767 (168,0 Km/h)	Rea (Gbr) Kaw 1'48.458 (168,5 Km/h)	Razgatlioglu (Tur) Yam 1'48.267 (168,8 Km/h)	
11 Portimao	Rea (Gbr) Kaw 1'40.676 (164,2 Km/h)	Razgatlioglu (Tur) Yam 1'40.219 (165,0 Km/h)	Rea (Gbr) Kaw 1'39.610 (166,0 Km/h)	
12 Villucium		Redding (Gbr) Duc 1'37.617 (157,7 Km/h)	Razgatlioglu (Tur) Yam 1'36.216 (160,0 Km/h)	

2023

2 T. Razgatlioglu

ALL TIMES

51 T. Sykes	6 A. Bautista	2 M. Campbell	1 J. Hopkins
43 T. Corser	6 C. Crutchlow	2 A. Gobert	1 I. Jaitovich
40 J. Rea	6 J. Kocinski	2 M. Lucchinelli	1 T. Kipp
26 T. Bayliss	5 M. Biaggi	2 B. Monti	1 L. Lanzi
21 C. Fogarty	5 D. Giugliano	2 Y. Nagai	1 I. Lecuona
17 D. Polen	4 S. Guintoli	2 M. Neukirchner	1 A. Lowes
16 N. Hodgson	4 E. Laverty	2 S. Redding	1 M. Mladin
15 C. Edwards	4 M. Melandri	2 D. Tardozzi	1 F. Nieto
11 B. Spies	4 F. Merkel	2 A. Yanagawa	1 J. Reynolds
10 C. Checa	4 J. Toseland	1 A. Badovini	1 M. Tamada
10 P. Chili	3 L. Haslam	1 R. Burnett	1 M. van der Mark
10 T. Razgatlioglu	3 Y. Kagayama	1 D. Chandler	1 A. Vieira
9 R. Roche	3 S. Martin	1 S. Crafar	1 R. Xaus
8 G. Falappa	3 S. Mertens	1 M. Doohan	
8 S. Russell	3 R. Phillis	1 M. Dowson	
8 A. Slight	3 J. Smrz	1 M. Fabrizio	
7 C. Davies	3 C. Vermeulen	1 P. Goddard	
7 N. Haga	2 L. Baz	1 T. Hill	
7 R. Laconi	2 B. Bostrom	1 S. Hislop	

04/03/2023

These data/results cannot be reproduced, stored and/or transmitted in whole or in part by any manner of electronic, mechanical, photocopying, recording, broadcasting or otherwise now known or herein after developed without the previous express consent by the copyright owner, except for reproduction in daily press and regular printed publications on sale to the public within 60 days of the event related to those data/results and always provided that copyright symbol appears together as follows below.

© DORNA WSBK ORGANIZATION Srl 2023

FICR PERUGIA TIMING



Motul Indonesian Round, 3-5 March 2023

Tissot Superpole Award

	Points	Points From First	Points From Previous	February 26	March 5	April 23	May 7	June 4	July 2	July 26	September 10	September 24	October 1	October 15	December 26				
				PHILIP ISLAND	MANDALIKA	ASSEN	BARCELONA	MISANO	DONINGTON PARK	MOST	MAGNY-COURS	ARAGON	PORTIMAO	VILLICUM	TBA				
1 RAZGATLIOGLU Toprak (TUR)	31			12 7	12														
2 BAUTISTA Alvaro (ESP)	28	3		9 12	7														
3 RINALDI Michael Ruben (ITA)	19	12	9	4 9	6														
4 LOCATELLI Andrea (ITA)	15	16	4	1 5	9														
5 REA Jonathan (GBR)	14	17	1	6 3	5														
6 LOWES Alex (GBR)	9	22	5	2 6	1														
7 OETTL Philipp (GER)	9	22	0	5 4															
8 AEGERTER Dominique (SUI)	7	24	2	7															
9 BAZ Loris (FRA)	4	27	3		4														
10 BASSANI Axel (ITA)	4	27	0	1	3														
11 GARDNER Remy (AUS)	3	28	1	3															
12 PETRUCCI Danilo (ITA)	2	29	1		2														
13 LECUONA Iker (ESP)	2	29	0	2															

04/03/2023 Odd points columns: Tissot Superpole Even points columns: Tissot Superpole Race

These data/results cannot be reproduced, stored and/or transmitted in whole or in part by any manner of electronic, mechanical, photocopying, recording, broadcasting or otherwise now known or herein after developed without the previous express consent by the copyright owner, except for reproduction in daily press and regular printed publications on sale to the public within 60 days of the event related to those data/results and always provided that copyright symbol appears together as follows below.

© DORNA WSBK ORGANIZATION Srl 2023