

## Motul Indonesian Round, 3-5 March 2023

### Results Warm Up

Pertamina Mandalika Circuit 4.300 m

1 / 2

No.	Rider	Nat	Team	Bike	Class	Time	Gap	Rel.	Laps	Speed	
										Avg	Max
1	<b>1</b> A. BAUTISTA	ESP	Aruba.it Racing - Ducati	Ducati Panigale V4R		<b>1'32.368</b>			4	167,591	<b>293,5</b>
2	<b>65</b> J. REA	GBR	Kawasaki Racing Team WorldSBK	Kawasaki ZX-10RR		<b>1'32.449</b>	0.081	0.081	5	167,444	<b>286,5</b>
3	<b>55</b> A. LOCATELLI	ITA	Pata Yamaha Prometeon WorldSBK	Yamaha YZF R1		<b>1'32.647</b>	0.279	0.198	7	167,086	<b>285,0</b>
4	<b>22</b> A. LOWES	GBR	Kawasaki Racing Team WorldSBK	Kawasaki ZX-10RR		<b>1'32.895</b>	0.527	0.248	5	166,640	<b>287,2</b>
5	<b>54</b> T. RAZGATLIOGLU	TUR	Pata Yamaha Prometeon WorldSBK	Yamaha YZF R1		<b>1'33.033</b>	0.665	0.138	7	166,393	<b>288,0</b>
6	<b>87</b> R. GARDNER	AUS	GYTR GRT Yamaha WorldSBK Team	Yamaha YZF R1	IND	<b>1'33.274</b>	0.906	0.241	8	165,963	<b>285,0</b>
7	<b>45</b> S. REDDING	GBR	ROKIT BMW Motorrad WorldSBK Team	BMW M1000 RR		<b>1'33.441</b>	1.073	0.167	7	165,666	<b>288,8</b>
8	<b>21</b> M. RINALDI	ITA	Aruba.it Racing - Ducati	Ducati Panigale V4R		<b>1'33.496</b>	1.128	0.055	7	165,569	<b>290,3</b>
9	<b>60</b> M. VAN DER MARK	NED	ROKIT BMW Motorrad WorldSBK Team	BMW M1000 RR		<b>1'33.581</b>	1.213	0.085	7	165,418	<b>286,5</b>
10	<b>9</b> D. PETRUCCI	ITA	Barni Spark Racing Team	Ducati Panigale V4R	IND	<b>1'33.732</b>	1.364	0.151	6	165,152	<b>288,8</b>
11	<b>77</b> D. AEGERTER	SUI	GYTR GRT Yamaha WorldSBK Team	Yamaha YZF R1	IND	<b>1'33.740</b>	1.372	0.008	6	165,138	<b>284,2</b>
12	<b>97</b> X. VIERGE	ESP	Team HRC	Honda CBR1000 RR-R		<b>1'34.001</b>	1.633	0.261	6	164,679	<b>291,9</b>
13	<b>31</b> G. GERLOFF	USA	Bonovo Action BMW	BMW M1000 RR	IND	<b>1'34.010</b>	1.642	0.009	8	164,663	<b>290,3</b>
14	<b>47</b> A. BASSANI	ITA	Motocorsa Racing	Ducati Panigale V4R	IND	<b>1'34.648</b>	2.280	0.638	6	163,553	<b>288,8</b>
15	<b>66</b> T. SYKES	GBR	Kawasaki Puccetti Racing	Kawasaki ZX-10RR	IND	<b>1'34.682</b>	2.314	0.034	3	163,495	<b>279,8</b>
16	<b>5</b> P. OETTL	GER	Team GoEleven	Ducati Panigale V4R	IND	<b>1'34.740</b>	2.372	0.058	4	163,395	<b>285,7</b>
17	<b>34</b> L. BALDASSARRI	ITA	GMT94 Yamaha	Yamaha YZF R1	IND	<b>1'34.905</b>	2.537	0.165	5	163,110	<b>279,1</b>
18	<b>7</b> I. LECUONA	ESP	Team HRC	Honda CBR1000 RR-R		<b>1'35.997</b>	3.629	1.092	1	161,255	<b>285,7</b>
19	<b>51</b> E. GRANADO	BRA	PETRONAS MIE Racing HONDA Team	Honda CBR1000 RR-R	IND	<b>1'36.264</b>	3.896	0.267	7	160,808	<b>278,4</b>
20	<b>35</b> H. SYHRIN	MAS	PETRONAS MIE Racing HONDA Team	Honda CBR1000 RR-R	IND	<b>1'36.307</b>	3.939	0.043	8	160,736	<b>280,5</b>
21	<b>52</b> O. KONIG	CZE	Orelac Racing MOVISIO	Kawasaki ZX-10RR	IND	<b>1'37.842</b>	5.474	1.535	4	158,214	<b>274,8</b>
22	<b>76</b> L. BAZ	FRA	Bonovo Action BMW	BMW M1000 RR	IND	<b>1'38.741</b>	6.373	0.899	5	156,774	<b>285,7</b>

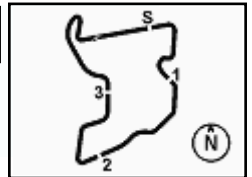
AIR	Humidity:	75%	Temp:	29°C
TRACK	Condition:	Dry	Temp:	34°C

Records	Pole	(SP)	2022	T.Razgatioglu	1'31.371	169420	Km/h
	Race	(SPRC)	2022	T.Razgatioglu	1'32.163	167960	Km/h
	All Times	(SP)	2022	T.Razgatioglu	1'31.371	169420	Km/h

Start 08:30 End 08:49 The results are provisional until the end of the time limit for protests and appeals and the completion of the technical checks.

These data/results cannot be reproduced, stored and/or transmitted in whole or in part by any manner of electronic, mechanical, photocopying, recording, broadcasting or otherwise now known or herein after developed without the previous express consent by the copyright owner, except for reproduction in daily press and regular printed publications on sale to the public within 60 days of the event related to those data/results and always provided that copyright symbol appears together as follows below.

© DORNA WSBK ORGANIZATION Srl 2023



## Motul Indonesian Round, 3-5 March 2023

### Results Warm Up

#### Session Highlights

Local Time	No. Rider	Description
08.18.45		Wet Patches in Turn 2 - 5 - 7 - 8
08.30.00		Start
08.30.07		WorldSBK Pit Intervention Time: 1min 2secs
08.34.19	<b>1 A. BAUTISTA</b>	Crashed - Turn 14
08.34.45	<b>21 M. RINALDI</b>	RACELINK IS OFF
08.34.47	<b>1 A. BAUTISTA</b>	Current Lap Cancelled - Exceeded Track Limits - Turn 14
08.34.54	<b>1 A. BAUTISTA</b>	Re-joined
08.38.09	<b>7 I. LECUONA</b>	Crashed - Turn 11
08.38.20	<b>7 I. LECUONA</b>	Re-joined
08.39.12	<b>7 I. LECUONA</b>	Current Lap Cancelled - Exceeded Track Limits - Turn 14
08.39.51	<b>35 H. SYAHRIN</b>	Current Lap Cancelled - Exceeded Track Limits - Turn 8R
08.42.01	<b>51 E. GRANADO</b>	Current Lap Cancelled - Exceeded Track Limits - Turn 8R
08.42.05	<b>31 G. GERLOFF</b>	Current Lap Cancelled - Exceeded Track Limits - Turn 8L
08.42.28	<b>5 P. OETTL</b>	Lap Cancelled [1'36.179] - Yellow Flag - Turn 14
08.42.38	<b>31 G. GERLOFF</b>	Lap Cancelled [1'37.222] - Yellow Flag - Turn 14
08.43.26	<b>76 L. BAZ</b>	Current Lap Cancelled - Exceeded Track Limits - Turn 8L
08.44.55	<b>21 M. RINALDI</b>	Crashed - Turn 6
08.44.55	<b>45 S. REDDING</b>	Current Lap Cancelled - Exceeded Track Limits - Turn 8L
08.45.31	<b>31 G. GERLOFF</b>	Current Lap Cancelled - Exceeded Track Limits - Turn 8L
08.45.41	<b>76 L. BAZ</b>	Current Lap Cancelled - Exceeded Track Limits - Turn 8L
08.45.51	<b>87 R. GARDNER</b>	Lap Cancelled [1'34.561] - Yellow Flag - Turn 11
08.45.56	<b>60 M. VAN DER MARK</b>	Lap Cancelled [1'34.168] - Yellow Flag - Turn 11
08.46.01	<b>9 D. PETRUCCI</b>	Lap Cancelled [1'34.851] - Yellow Flag - Turn 11
08.46.06	<b>97 X. VIERGE</b>	Lap Cancelled [1'35.249] - Yellow Flag - Turn 11
08.46.11	<b>77 D. AEGERTER</b>	Lap Cancelled [1'34.575] - Yellow Flag - Turn 11
08.46.16	<b>55 A. LOCATELLI</b>	Lap Cancelled [1'40.149] - Yellow Flag - Turn 11
08.49.31		End Of Session

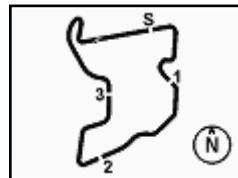
#### Fastest Laps Sequence

No.	Rider	Nat	Team	Bike	Local Time	Time	Gap	Avg
<b>87</b>	<b>R. GARDNER</b>	AUS	GYTR GRT Yamaha WorldSBK Team	Yamaha YZF R1	08:33'46.514	<b>1'40.291</b>		154,351
<b>47</b>	<b>A. BASSANI</b>	ITA	Motocorsa Racing	Ducati Panigale V4R	08:34'23.722	<b>1'35.374</b>	-4.917	162,308
<b>55</b>	<b>A. LOCATELLI</b>	ITA	Pata Yamaha Prometeon WorldSBK	Yamaha YZF R1	08:35'47.087	<b>1'35.188</b>	-0.186	162,626
<b>47</b>	<b>A. BASSANI</b>	ITA	Motocorsa Racing	Ducati Panigale V4R	08:35'58.370	<b>1'34.648</b>	-0.540	163,553
<b>55</b>	<b>A. LOCATELLI</b>	ITA	Pata Yamaha Prometeon WorldSBK	Yamaha YZF R1	08:37'21.066	<b>1'33.979</b>	-0.669	164,718
<b>54</b>	<b>T. RAZGATLIOGLU</b>	TUR	Pata Yamaha Prometeon WorldSBK	Yamaha YZF R1	08:37'38.224	<b>1'33.258</b>	-0.721	165,991
<b>54</b>	<b>T. RAZGATLIOGLU</b>	TUR	Pata Yamaha Prometeon WorldSBK	Yamaha YZF R1	08:39'11.261	<b>1'33.037</b>	-0.221	166,385
<b>65</b>	<b>J. REA</b>	GBR	Kawasaki Racing Team WorldSBK	Kawasaki ZX-10RR	08:41'04.938	<b>1'33.005</b>	-0.032	166,443
<b>65</b>	<b>J. REA</b>	GBR	Kawasaki Racing Team WorldSBK	Kawasaki ZX-10RR	08:42'37.387	<b>1'32.449</b>	-0.556	167,444
<b>1</b>	<b>A. BAUTISTA</b>	ESP	Aruba.it Racing - Ducati	Ducati Panigale V4R	08:44'13.659	<b>1'32.368</b>	-0.081	167,591

Start 08:30 End 08:49 The results are provisional until the end of the time limit for protests and appeals and the completion of the technical checks.

These data/results cannot be reproduced, stored and/or transmitted in whole or in part by any manner of electronic, mechanical, photocopying, recording, broadcasting or otherwise now known or herein after developed without the previous express consent by the copyright owner, except for reproduction in daily press and regular printed publications on sale to the public within 60 days of the event related to those data/results and always provided that copyright symbol appears together as follows below.

© DORNA WSBK ORGANIZATION Srl 2023



## Motul Indonesian Round, 3-5 March 2023

Starting Grid - Tissot Superpole Race (10 Laps x 4,300 km = 43,000 km)

Pertamina Mandalika Circuit 4.300 m

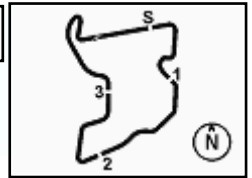
1	1	<b>54</b> RAZGATLIOGLU T. Yamaha 1'32.037	2	<b>55</b> LOCATELLI A. Yamaha 1'32.106	3	<b>1</b> BAUTISTA A. Ducati 1'32.202
2	4	<b>21</b> RINALDI M. Ducati 1'32.542	5	<b>65</b> REA J. Kawasaki 1'32.550	6	<b>76</b> BAZ L. BMW 1'32.638
3	7	<b>47</b> BASSANI A. Ducati 1'32.638	8	<b>9</b> PETRUCCI D. Ducati 1'32.709	9	<b>22</b> LOWES A. Kawasaki 1'32.797
4	10	<b>60</b> VAN DER MARK M. BMW 1'33.002	11	<b>45</b> REDDING S. BMW 1'33.005	12	<b>77</b> AEGERTER D. Yamaha 1'33.035
5	13	<b>97</b> VIERGE X. Honda 1'33.094	14	<b>31</b> GERLOFF G. BMW 1'33.094	15	<b>5</b> OETTL P. Ducati 1'33.387
6	16	<b>7</b> LECUONA I. Honda 1'33.943	17	<b>66</b> SYKES T. Kawasaki 1'34.197	18	<b>34</b> BALDASSARRI L. Yamaha 1'34.308
7	19	<b>35</b> SYAHRIN H. Honda 1'34.678	20	<b>51</b> GRANADO E. Honda 1'34.940	21	<b>52</b> KONIG O. Kawasaki 1'35.544
8	22	<b>87</b> GARDNER R. Yamaha				

05/03/2023 The Race Director .....

These data/results cannot be reproduced, stored and/or transmitted in whole or in part by any manner of electronic, mechanical, photocopying, recording, broadcasting or otherwise now known or herein after developed without the previous express consent by the copyright owner, except for reproduction in daily press and regular printed publications on sale to the public within 60 days of the event related to those data/results and always provided that copyright symbol appears together as follows below. © DORNA WSBK ORGANIZATION Srl 2023

FICR PERUGIA TIMING





## Motul Indonesian Round, 3-5 March 2023

### Best Sectors & Speed Warm Up

Pertamina Mandalika Circuit 4.300 m

BEST LAP		
1	<b>1</b> A. BAUTISTA	Ducati Panigale V4R 1'32.368
2	<b>65</b> J. REA	Kawasaki ZX-10RR 1'32.449
3	<b>55</b> A. LOCATELLI	Yamaha YZF R1 1'32.647
4	<b>22</b> A. LOWES	Kawasaki ZX-10RR 1'32.895
5	<b>54</b> T. RAZGATLIOGLU	Yamaha YZF R1 1'33.033
6	<b>87</b> R. GARDNER	Yamaha YZF R1 1'33.274
7	<b>45</b> S. REDDING	BMW M1000 RR 1'33.441
8	<b>21</b> M. RINALDI	Ducati Panigale V4R 1'33.496
9	<b>60</b> M. VAN DER MARK	BMW M1000 RR 1'33.581
10	<b>9</b> D. PETRUCCI	Ducati Panigale V4R 1'33.732
11	<b>77</b> D. AEGERTER	Yamaha YZF R1 1'33.740
12	<b>97</b> X. VIERGE	Honda CBR1000 RR-R 1'34.001
13	<b>31</b> G. GERLOFF	BMW M1000 RR 1'34.010
14	<b>47</b> A. BASSANI	Ducati Panigale V4R 1'34.648
15	<b>66</b> T. SYKES	Kawasaki ZX-10RR 1'34.682
16	<b>5</b> P. OETTL	Ducati Panigale V4R 1'34.740
17	<b>34</b> L. BALDASSARRI	Yamaha YZF R1 1'34.905
18	<b>7</b> I. LECUONA	Honda CBR1000 RR-R 1'35.997
19	<b>51</b> E. GRANADO	Honda CBR1000 RR-R 1'36.264
20	<b>35</b> H. SYHRIN	Honda CBR1000 RR-R 1'36.307
21	<b>52</b> D. KONIG	Kawasaki ZX-10RR 1'37.842
22	<b>76</b> L. BAZ	BMW M1000 RR 1'38.741

SPEED		
1	<b>1</b> A. BAUTISTA	Ducati Panigale V4R 293,5
2	<b>97</b> X. VIERGE	Honda CBR1000 RR-R 291,9
3	<b>21</b> M. RINALDI	Ducati Panigale V4R 290,3
4	<b>31</b> G. GERLOFF	BMW M1000 RR 290,3
5	<b>47</b> A. BASSANI	Ducati Panigale V4R 288,8
6	<b>9</b> D. PETRUCCI	Ducati Panigale V4R 288,8
7	<b>45</b> S. REDDING	BMW M1000 RR 288,8
8	<b>54</b> T. RAZGATLIOGLU	Yamaha YZF R1 288,0
9	<b>22</b> A. LOWES	Kawasaki ZX-10RR 287,2
10	<b>60</b> M. VAN DER MARK	BMW M1000 RR 286,5
11	<b>65</b> J. REA	Kawasaki ZX-10RR 286,5
12	<b>7</b> I. LECUONA	Honda CBR1000 RR-R 285,7
13	<b>76</b> L. BAZ	BMW M1000 RR 285,7
14	<b>5</b> P. OETTL	Ducati Panigale V4R 285,7
15	<b>87</b> R. GARDNER	Yamaha YZF R1 285,0
16	<b>55</b> A. LOCATELLI	Yamaha YZF R1 285,0
17	<b>77</b> D. AEGERTER	Yamaha YZF R1 284,2
18	<b>35</b> H. SYHRIN	Honda CBR1000 RR-R 280,5
19	<b>66</b> T. SYKES	Kawasaki ZX-10RR 279,8
20	<b>34</b> L. BALDASSARRI	Yamaha YZF R1 279,1
21	<b>51</b> E. GRANADO	Honda CBR1000 RR-R 278,4
22	<b>52</b> D. KONIG	Kawasaki ZX-10RR 274,8

SEG. 1		
1	<b>65</b> J. REA	25.838
2	<b>1</b> A. BAUTISTA	25.878
3	<b>55</b> A. LOCATELLI	25.938
4	<b>21</b> M. RINALDI	26.017
5	<b>22</b> A. LOWES	26.041
6	<b>60</b> M. VAN DER MARK	26.122
7	<b>54</b> T. RAZGATLIOGLU	26.165
8	<b>31</b> G. GERLOFF	26.173
9	<b>45</b> S. REDDING	26.186
10	<b>87</b> R. GARDNER	26.187
11	<b>97</b> X. VIERGE	26.235
12	<b>9</b> D. PETRUCCI	26.267
13	<b>77</b> D. AEGERTER	26.304
14	<b>47</b> A. BASSANI	26.361
15	<b>7</b> I. LECUONA	26.394
16	<b>5</b> P. OETTL	26.402
17	<b>34</b> L. BALDASSARRI	26.488
18	<b>66</b> T. SYKES	26.635
19	<b>51</b> E. GRANADO	26.854
20	<b>35</b> H. SYHRIN	26.903
21	<b>76</b> L. BAZ	26.953
22	<b>52</b> D. KONIG	27.175

SEG. 2		
1	<b>55</b> A. LOCATELLI	18.845
2	<b>1</b> A. BAUTISTA	18.936
3	<b>22</b> A. LOWES	19.012
4	<b>65</b> J. REA	19.054
5	<b>45</b> S. REDDING	19.103
6	<b>87</b> R. GARDNER	19.107
7	<b>54</b> T. RAZGATLIOGLU	19.126
8	<b>21</b> M. RINALDI	19.203
9	<b>77</b> D. AEGERTER	19.249
10	<b>9</b> D. PETRUCCI	19.268
11	<b>60</b> M. VAN DER MARK	19.282
12	<b>34</b> L. BALDASSARRI	19.348
13	<b>97</b> X. VIERGE	19.383
14	<b>31</b> G. GERLOFF	19.426
15	<b>47</b> A. BASSANI	19.548
16	<b>7</b> I. LECUONA	19.566
17	<b>5</b> P. OETTL	19.595
18	<b>66</b> T. SYKES	19.669
19	<b>51</b> E. GRANADO	19.831
20	<b>35</b> H. SYHRIN	19.915
21	<b>52</b> D. KONIG	20.118
22	<b>76</b> L. BAZ	20.142

SEG. 3		
1	<b>65</b> J. REA	19.072
2	<b>22</b> A. LOWES	19.072
3	<b>54</b> T. RAZGATLIOGLU	19.151
4	<b>21</b> M. RINALDI	19.174
5	<b>87</b> R. GARDNER	19.198
6	<b>55</b> A. LOCATELLI	19.206
7	<b>60</b> M. VAN DER MARK	19.262
8	<b>77</b> D. AEGERTER	19.272
9	<b>1</b> A. BAUTISTA	19.284
10	<b>9</b> D. PETRUCCI	19.315
11	<b>47</b> A. BASSANI	19.412
12	<b>45</b> S. REDDING	19.414
13	<b>31</b> G. GERLOFF	19.468
14	<b>5</b> P. OETTL	19.541
15	<b>97</b> X. VIERGE	19.544
16	<b>66</b> T. SYKES	19.577
17	<b>34</b> L. BALDASSARRI	19.659
18	<b>35</b> H. SYHRIN	19.682
19	<b>7</b> I. LECUONA	19.737
20	<b>51</b> E. GRANADO	19.766
21	<b>52</b> D. KONIG	20.398
22	<b>76</b> L. BAZ	20.595

SEG. 4		
1	<b>1</b> A. BAUTISTA	28.270
2	<b>54</b> T. RAZGATLIOGLU	28.446
3	<b>65</b> J. REA	28.485
4	<b>55</b> A. LOCATELLI	28.550
5	<b>22</b> A. LOWES	28.609
6	<b>45</b> S. REDDING	28.631
7	<b>77</b> D. AEGERTER	28.645
8	<b>60</b> M. VAN DER MARK	28.720
9	<b>31</b> G. GERLOFF	28.774
10	<b>87</b> R. GARDNER	28.782
11	<b>9</b> D. PETRUCCI	28.795
12	<b>66</b> T. SYKES	28.796
13	<b>97</b> X. VIERGE	28.839
14	<b>21</b> M. RINALDI	28.912
15	<b>7</b> I. LECUONA	29.007
16	<b>34</b> L. BALDASSARRI	29.133
17	<b>5</b> P. OETTL	29.202
18	<b>47</b> A. BASSANI	29.207
19	<b>35</b> H. SYHRIN	29.492
20	<b>76</b> L. BAZ	29.661
21	<b>51</b> E. GRANADO	29.765
22	<b>52</b> D. KONIG	29.773

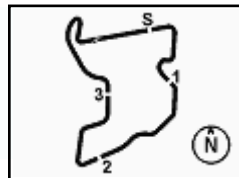
05/03/2023

These data/results cannot be reproduced, stored and/or transmitted in whole or in part by any manner of electronic, mechanical, photocopying, recording, broadcasting or otherwise now known or herein after developed without the previous express consent by the copyright owner, except for reproduction in daily press and regular printed publications on sale to the public within 60 days of the event related to those data/results and always provided that copyright symbol appears together as follows below.

© DORNA WSBK ORGANIZATION Srl 2023

FIGR PERUGIA TIMING





## Motul Indonesian Round, 3-5 March 2023

### Ideal Times Warm Up

Pertamina Mandalika Circuit 4.300 m

No.	Rider	Nat	Bike	Seg. 1	Seg. 2	Seg. 3	Seg. 4	Ideal Time			
				Diff. 1	Diff. 2	Diff. 3	Diff. 4	Best Lap	Pos.	Diff.	
1	<b>1 A. BAUTISTA</b>	ESP	Ducati Panigale V4R	25.878	18.936	19.284	<b>28.270</b>	<b>1'32.368</b>	1'32.368	1	
2	<b>65 J. REA</b>	GBR	Kawasaki ZX-10RR	<b>25.838</b>	19.054	<b>19.072</b>	28.485	<b>1'32.449</b>	1'32.449	2	
3	<b>55 A. LOCATELLI</b>	ITA	Yamaha YZF R1	25.938	<b>18.845</b> +0.055	19.206	28.550 +0.053	<b>1'32.539</b>	1'32.647	3	0.108
4	<b>22 A. LOWES</b>	GBR	Kawasaki ZX-10RR	26.041 +0.089	19.012	<b>19.072</b>	28.609 +0.072	<b>1'32.734</b>	1'32.895	4	0.161
5	<b>54 T. RAZGATLIOGLU</b>	TUR	Yamaha YZF R1	26.165 +0.051	19.126 +0.022	19.151	28.446 +0.072	<b>1'32.888</b>	1'33.033	5	0.145
6	<b>87 R. GARDNER</b>	AUS	Yamaha YZF R1	26.187	19.107	19.198	28.782	<b>1'33.274</b>	1'33.274	6	
7	<b>21 M. RINALDI</b>	ITA	Ducati Panigale V4R	26.017 +0.135	19.203 +0.039	19.174 +0.016	28.912	<b>1'33.306</b>	1'33.496	8	0.190
8	<b>45 S. REDDING</b>	GBR	BMW M1000 RR	26.186	19.103	19.414 +0.107	28.631	<b>1'33.334</b>	1'33.441	7	0.107
9	<b>60 M. VAN DER MARK</b>	NED	BMW M1000 RR	26.122 +0.041	19.282 +0.154	19.262	28.720	<b>1'33.386</b>	1'33.581	9	0.195
10	<b>77 D. AEGERTER</b>	SUI	Yamaha YZF R1	26.304	19.249 +0.008	19.272 +0.078	28.645 +0.184	<b>1'33.470</b>	1'33.740	11	0.270
11	<b>9 D. PETRUCCI</b>	ITA	Ducati Panigale V4R	26.267 +0.087	19.268	19.315	28.795	<b>1'33.645</b>	1'33.732	10	0.087
12	<b>31 G. GERLOFF</b>	USA	BMW M1000 RR	26.173 +0.029	19.426 +0.033	19.468 +0.107	28.774	<b>1'33.841</b>	1'34.010	13	0.169
13	<b>97 X. VIERGE</b>	ESP	Honda CBR1000 RR-R	26.235	19.383	19.544	28.839	<b>1'34.001</b>	1'34.001	12	
14	<b>47 A. BASSANI</b>	ITA	Ducati Panigale V4R	26.361 +0.011	19.548	19.412	29.207 +0.109	<b>1'34.528</b>	1'34.648	14	0.120
15	<b>34 L. BALDASSARRI</b>	ITA	Yamaha YZF R1	26.488	19.348 +0.272	19.659	29.133 +0.005	<b>1'34.628</b>	1'34.905	17	0.277
16	<b>66 T. SYKES</b>	GBR	Kawasaki ZX-10RR	26.635	19.669 +0.005	19.577	28.796	<b>1'34.677</b>	1'34.682	15	0.005
17	<b>7 I. LECUONA</b>	ESP	Honda CBR1000 RR-R	26.394 +0.765	19.566 +0.528	19.737	29.007	<b>1'34.704</b>	1'35.997	18	1.293
18	<b>5 P. OETTL</b>	GER	Ducati Panigale V4R	26.402	19.595	19.541	29.202	<b>1'34.740</b>	1'34.740	16	
19	<b>35 H. SYHRIN</b>	MAS	Honda CBR1000 RR-R	26.903	19.915	19.682 +0.186	29.492 +0.129	<b>1'35.992</b>	1'36.307	20	0.315
20	<b>51 E. GRANADO</b>	BRA	Honda CBR1000 RR-R	26.854 +0.048	19.831	19.766	29.765	<b>1'36.216</b>	1'36.264	19	0.048
21	<b>76 L. BAZ</b>	FRA	BMW M1000 RR	26.953	20.142 +0.760	20.595	29.661 +0.630	<b>1'37.351</b>	1'38.741	22	1.390
22	<b>52 D. KONIG</b>	CZE	Kawasaki ZX-10RR	27.175 +0.208	20.118 +0.126	20.398 +0.044	29.773	<b>1'37.464</b>	1'37.842	21	0.378
<b>Overall Ideal Time</b>				25.838	18.845	19.072	28.270	<b>1'32.025</b>			

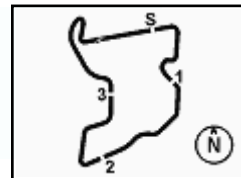
05/03/2023

These data/results cannot be reproduced, stored and/or transmitted in whole or in part by any manner of electronic, mechanical, photocopying, recording, broadcasting or otherwise now known or herein after developed without the previous express consent by the copyright owner, except for reproduction in daily press and regular printed publications on sale to the public within 60 days of the event related to those data/results and always provided that copyright symbol appears together as follows below.

© DORNA WSBK ORGANIZATION Srl 2023

FIGR PERUGIA TIMING





## Motul Indonesian Round, 3-5 March 2023

### Chronological Analysis Warm Up

Pertamina Mandalika Circuit 4.300 m

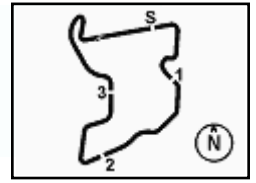
1 / 2

1° 1 A. BAUTISTA [1'32.368]								7° 45 S. REDDING [1'33.441]							
Lap	Seg1	Seg2	Seg3	Seg4	Lap Time	km/h	Local Time	Lap	Seg1	Seg2	Seg3	Seg4	Lap Time	km/h	Local Time
1		21.186	20.167	29.839			8:32'54.638	1		22.891	20.489	30.622			8:34'51.677
2	26.865	19.786	19.427	1'15.398	2'21.476CP	290,3	8:35'16.114	2	26.649	19.530	19.643	28.918	1'34.740	283,5	8:36'26.417
3	6'16.857	19.798	19.662	28.860	7'25.177P		8:42'41.291	3	26.278	19.439	<b>19.414</b>	29.052	1'34.183	280,5	8:38'00.600
4	<b>25.878</b>	<b>18.936</b>	<b>19.284</b>	<b>28.270</b>	<b>1'32.368</b>	292,7	8:44'13.659	4	26.200	19.373	19.424	28.786	1'33.783	283,5	8:39'34.383
5	25.992	18.979	19.649	28.587	1'33.207	<b>293,5</b>	8:45'46.866	5	26.289	19.226	19.484	28.696	1'33.695	284,2	8:41'08.078
2° 65 J. REA [1'32.449]								8° 21 M. RINALDI [1'33.496]							
Lap	Seg1	Seg2	Seg3	Seg4	Lap Time	km/h	Local Time	Lap	Seg1	Seg2	Seg3	Seg4	Lap Time	km/h	Local Time
1		20.781	21.191	31.072			8:37'56.711	1		21.993	19.921	29.989			8:32'56.838
2	26.505	19.597	19.597	29.523	1'35.222	<b>286,5</b>	8:39'31.933	2	26.663	20.049	19.338	29.805	1'35.855	284,2	8:34'32.693
3	26.029	19.186	19.200	28.590	1'33.005	284,2	8:41'04.938	3	26.527	19.830	19.312	29.406	1'35.075	288,0	8:36'07.768
4	<b>25.838</b>	<b>19.054</b>	<b>19.072</b>	<b>28.485</b>	<b>1'32.449</b>	<b>286,5</b>	8:42'37.387	4	26.193	19.456	<b>19.174</b>	29.076	1'33.899	289,5	8:37'41.667
5	25.959	19.275	19.165	28.544	1'32.943	285,0	8:44'10.330	5	26.152	19.242	19.190	<b>28.912</b>	<b>1'33.496</b>	289,5	8:39'15.163
6	26.046	19.400	21.359	30.470	1'37.275	285,7	8:45'47.605	6	26.028	<b>19.203</b>	19.376	29.290	1'33.897	<b>290,3</b>	8:40'49.060
3° 55 A. LOCATELLI [1'32.647]								9° 60 M. VAN DER MARK [1'33.581]							
Lap	Seg1	Seg2	Seg3	Seg4	Lap Time	km/h	Local Time	Lap	Seg1	Seg2	Seg3	Seg4	Lap Time	km/h	Local Time
1		21.682	21.386	33.919			8:34'11.899	1		21.628	21.128	34.401			8:35'24.748
2	26.976	19.720	19.411	29.081	1'35.188	282,0	8:35'47.087	2	26.692	20.314	19.855	29.861	1'36.722	282,0	8:37'01.470
3	26.445	19.241	19.481	28.812	1'33.979	283,5	8:37'21.066	3	<b>26.122</b>	19.435	19.792	28.819	1'34.168C	284,2	8:38'35.638
4	26.381	19.230	19.559	34.979	1'40.149CP	283,5	8:39'01.215	4	26.149	19.532	19.527	29.044	1'34.252	285,0	8:40'09.890
5	1'17.922	20.163	19.555	29.213	2'26.853P		8:41'28.068	5	26.163	19.436	<b>19.262</b>	<b>28.720</b>	<b>1'33.581</b>	283,5	8:41'43.471
6	26.166	19.211	19.229	<b>28.550</b>	1'33.156	284,2	8:43'01.224	6	26.208	19.493	19.473	28.765	1'33.939	<b>286,5</b>	8:43'17.410
7	<b>25.938</b>	18.900	<b>19.206</b>	28.603	<b>1'32.647</b>	284,2	8:44'33.871	7	26.271	<b>19.282</b>	19.603	29.020	1'34.176	285,7	8:44'51.586
8	26.036	<b>18.845</b>	19.216	28.706	1'32.803	<b>285,0</b>	8:46'06.674	8	27.601	22.028	20.470	35.926	1'46.025P	285,7	8:46'37.611
4° 22 A. LOWES [1'32.895]								10° 9 D. PETRUCCI [1'33.732]							
Lap	Seg1	Seg2	Seg3	Seg4	Lap Time	km/h	Local Time	Lap	Seg1	Seg2	Seg3	Seg4	Lap Time	km/h	Local Time
1		21.565	21.139	30.707			8:37'55.517	1		20.443	19.923	30.076			8:37'02.707
2	26.809	20.290	19.616	29.671	1'36.386	282,7	8:39'31.903	2	26.424	19.624	19.613	29.190	1'34.851C	288,0	8:38'37.558
3	26.490	19.273	19.141	28.745	1'33.649	275,5	8:41'05.552	3	26.293	19.381	19.381	28.892	1'33.947	<b>288,8</b>	8:40'11.505
4	26.130	<b>19.012</b>	<b>19.072</b>	28.681	<b>1'32.895</b>	285,7	8:42'38.447	4	<b>26.267</b>	19.299	19.420	28.796	1'33.782	<b>288,8</b>	8:41'45.287
5	<b>26.041</b>	19.301	19.252	<b>28.609</b>	1'33.203	285,7	8:44'11.650	5	26.316	19.634	19.954	29.232	1'35.136	287,2	8:43'20.423
6	26.062	19.278	19.101	28.719	1'33.160	<b>287,2</b>	8:45'44.810	6	26.354	<b>19.268</b>	<b>19.315</b>	<b>28.795</b>	<b>1'33.732</b>	288,0	8:44'54.155
5° 54 T. RAZGATLIOGLU [1'33.033]								11° 77 D. AEGERTER [1'33.740]							
Lap	Seg1	Seg2	Seg3	Seg4	Lap Time	km/h	Local Time	Lap	Seg1	Seg2	Seg3	Seg4	Lap Time	km/h	Local Time
1		20.793	20.331	29.580			8:34'28.118	1		22.224	21.134	30.275			8:35'33.268
2	27.417	19.962	20.192	29.277	1'36.848	281,3	8:36'04.966	2	27.213	19.597	<b>19.272</b>	<b>28.645</b>	1'34.727	279,1	8:37'07.995
3	26.329	19.189	19.215	28.525	1'33.258	284,2	8:37'38.224	3	26.521	19.365	19.890	28.799	1'34.575C	280,5	8:38'42.570
4	<b>26.165</b>	<b>19.126</b>	19.300	<b>28.446</b>	1'33.037	285,0	8:39'11.261	4	<b>26.304</b>	19.257	19.350	28.829	<b>1'33.740</b>	282,0	8:40'16.310
5	26.776	19.276	19.333	28.595	1'33.980	<b>288,0</b>	8:40'45.241	5	26.428	<b>19.249</b>	19.651	29.058	1'34.386	282,7	8:41'50.696
6	26.216	19.148	<b>19.151</b>	28.518	<b>1'33.033</b>	282,7	8:42'18.274	6	26.575	19.449	23.172	29.355	1'38.551	<b>284,2</b>	8:43'29.247
7	27.090	20.187	20.592	29.293	1'37.162	284,2	8:43'55.436	7	26.559	19.404	19.868	29.237	1'35.068	<b>284,2</b>	8:45'04.315
8	27.291	20.528	20.480	35.601	1'43.900P	284,2	8:45'39.336								
6° 87 R. GARDNER [1'33.274]								12° 97 X. VIERGE [1'34.001]							
Lap	Seg1	Seg2	Seg3	Seg4	Lap Time	km/h	Local Time	Lap	Seg1	Seg2	Seg3	Seg4	Lap Time	km/h	Local Time
1		24.315	22.369	32.302			8:32'06.223	1		22.814	20.344	30.035			8:35'24.247
2	28.370	21.650	20.145	30.126	1'40.291	276,2	8:33'46.514	2	27.010	20.309	19.787	31.895	1'39.001	288,8	8:37'03.248
3	26.965	20.307	19.480	29.375	1'36.127	276,2	8:35'22.641	3	26.464	19.600	19.575	29.610	1'35.249C	291,1	8:38'38.497
4	26.670	19.949	19.415	28.837	1'34.871	281,3	8:36'57.512	4	<b>26.235</b>	<b>19.383</b>	<b>19.544</b>	<b>28.839</b>	<b>1'34.001</b>	<b>291,9</b>	8:40'12.498
5	26.391	19.596	19.393	29.181	1'34.561C	280,5	8:38'32.073	5	26.447	19.824	19.859	29.637	1'35.767	290,3	8:41'48.265
6	26.440	19.267	26.695	30.052	1'42.454	282,0	8:40'14.527	6	26.590	19.606	19.720	29.222	1'35.138	289,5	8:43'23.403
7	<b>26.187</b>	<b>19.107</b>	<b>19.198</b>	<b>28.782</b>	<b>1'33.274</b>	283,5	8:41'47.801	7	26.601	19.660	20.147	38.486	1'44.894	288,8	8:45'08.297
8	26.254	19.381	19.271	29.299	1'34.205	<b>285,0</b>	8:43'22.006								
9	26.656	20.242	22.508	30.173	1'39.579	283,5	8:45'01.585								

05/03/2023 P = Pits In/Out - C = Lap Time Cancelled

These data/results cannot be reproduced, stored and/or transmitted in whole or in part by any manner of electronic, mechanical, photocopying, recording, broadcasting or otherwise now known or herein after developed without the previous express consent by the copyright owner, except for reproduction in daily press and regular printed publications on sale to the public within 60 days of the event related to those data/results and always provided that copyright symbol appears together as follows below.

© DORNA WSBK ORGANIZATION Srl 2023



**Motul Indonesian Round, 3-5 March 2023**  
**Chronological Analysis Warm Up**

Pertamina Mandalika Circuit 4.300 m

2 / 2

8 1'55.860 23.704 21.963 31.460 3'12.987P 8:46'22.543

13° 31 G. GERLOFF [1'34.010]							
Lap	Seg.1	Seg.2	Seg.3	Seg.4	Lap Time	km/h	Local Time
1		23.162	20.524	30.633			8:33'22.092
2	26.685	20.553	19.570	30.414	1'37.222C	285,7	8:34'59.314
3	26.445	19.540	19.694	29.033	1'34.712	282,7	8:36'34.026
4	26.269	<b>19.426</b>	19.602	29.196	1'34.493	287,2	8:38'08.519
5	<b>26.173</b>	19.845	<b>19.468</b>	29.013	1'34.499	289,5	8:39'43.018
6	26.202	19.459	19.575	<b>28.774</b>	<b>1'34.010</b>	<b>290,3</b>	8:41'17.028
7	26.540	32.831	21.046	30.437	1'50.854C	288,8	8:43'07.882
8	26.465	19.430	19.746	28.863	1'34.504	289,5	8:44'42.386
9			23.540	31.273	1'52.938C	288,0	8:46'35.324

20° 35 H. SYAHRIN [1'36.307]							
Lap	Seg.1	Seg.2	Seg.3	Seg.4	Lap Time	km/h	Local Time
1		24.752	22.779	32.827			8:32'35.557
2	28.477	21.236	20.690	30.469	1'40.872	268,7	8:34'16.429
3	27.195	20.182	19.954	29.871	1'37.202	277,6	8:35'53.631
4	27.152	19.987	<b>19.682</b>	<b>29.492</b>	1'36.313	276,2	8:37'29.944
5	<b>26.903</b>	<b>19.915</b>	19.868	29.621	<b>1'36.307</b>	279,8	8:39'06.251
6	28.207	23.439	21.555	31.213	1'44.414C	276,2	8:40'50.665
7	27.280	20.136	20.441	30.297	1'38.154	<b>280,5</b>	8:42'28.819
8	27.243	20.294	20.304	30.196	1'38.037	276,9	8:44'06.856
9	37.714	22.360	20.793	30.610	1'51.477	277,6	8:45'58.333

14° 47 A. BASSANI [1'34.648]							
Lap	Seg.1	Seg.2	Seg.3	Seg.4	Lap Time	km/h	Local Time
1		22.061	21.362	30.403			8:32'48.348
2	26.733	19.920	19.514	<b>29.207</b>	1'35.374	282,7	8:34'23.722
3	26.372	<b>19.548</b>	<b>19.412</b>	29.316	<b>1'34.648</b>	285,7	8:35'58.370
4	<b>26.361</b>	19.564	19.539	29.351	1'34.815	<b>288,8</b>	8:37'33.185
5	26.747	19.770	19.712	29.449	1'35.678	285,7	8:39'08.863
6	26.699	20.894	26.633	36.076	1'50.302P	286,5	8:40'59.165
7	4'12.278	22.596	21.008	30.950	5'26.832P		8:46'25.997

21° 52 O. KONIG [1'37.842]							
Lap	Seg.1	Seg.2	Seg.3	Seg.4	Lap Time	km/h	Local Time
1		21.485	21.799	31.833			8:38'25.791
2	27.616	20.242	20.496	30.601	1'38.955	272,7	8:40'04.746
3	<b>27.175</b>	20.474	<b>20.398</b>	30.637	1'38.684	272,7	8:41'43.430
4	27.383	20.244	20.442	<b>29.773</b>	<b>1'37.842</b>	274,1	8:43'21.272
5	27.232	<b>20.118</b>	23.111	30.349	1'40.810	<b>274,8</b>	8:45'02.082

15° 66 T. SYKES [1'34.682]							
Lap	Seg.1	Seg.2	Seg.3	Seg.4	Lap Time	km/h	Local Time
1		21.867	20.970	32.021			8:40'28.829
2	26.953	21.419	20.752	31.453	1'40.577	279,1	8:42'09.406
3	26.693	<b>19.669</b>	20.156	29.192	1'35.710	<b>279,8</b>	8:43'45.116
4	<b>26.635</b>	19.674	<b>19.577</b>	<b>28.796</b>	<b>1'34.682</b>	<b>279,8</b>	8:45'19.798

22° 76 L. BAZ [1'38.741]							
Lap	Seg.1	Seg.2	Seg.3	Seg.4	Lap Time	km/h	Local Time
1		21.711	21.341	30.138			8:37'29.141
2	27.058	20.313	24.059	<b>29.661</b>	1'41.091	281,3	8:39'10.232
3	26.975	<b>20.142</b>	27.742	30.084	1'44.943	285,0	8:40'55.175
4	<b>26.953</b>	20.902	<b>20.595</b>	30.291	<b>1'38.741</b>	285,0	8:42'33.916
5	36.923	23.871	23.661	36.194	2'00.649CP	<b>285,7</b>	8:44'34.565
6	49.489	25.844	21.523	33.495	2'10.351CP		8:46'44.916

16° 5 P. DETTL [1'34.740]							
Lap	Seg.1	Seg.2	Seg.3	Seg.4	Lap Time	km/h	Local Time
1		21.261	20.076	30.007			8:33'12.310
2	26.701	19.814	19.667	29.997	1'36.179C	282,7	8:34'48.489
3	<b>26.402</b>	<b>19.595</b>	<b>19.541</b>	<b>29.202</b>	<b>1'34.740</b>	<b>285,7</b>	8:36'23.229
4	26.568	19.739	26.336	35.090	1'47.733P	283,5	8:38'10.962
5	6'17.616	20.782	23.785	30.483	7'32.666P		8:45'43.628

17° 34 L. BALDASSARRI [1'34.905]							
Lap	Seg.1	Seg.2	Seg.3	Seg.4	Lap Time	km/h	Local Time
1		21.817	21.373	31.107			8:38'02.622
2	27.771	20.092	19.885	29.861	1'37.609	274,8	8:39'40.231
3	26.900	19.537	19.670	<b>29.133</b>	1'35.240	<b>279,1</b>	8:41'15.471
4	26.493	<b>19.348</b>	20.597	29.669	1'36.107	278,4	8:42'51.578
5	<b>26.488</b>	19.620	<b>19.659</b>	29.138	<b>1'34.905</b>	<b>279,1</b>	8:44'26.483
6	26.550	19.385	19.711	32.295	1'37.941	277,6	8:46'04.424

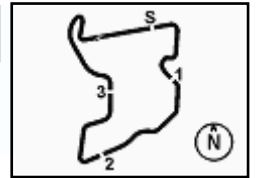
18° 7 I. LECUONA [1'35.997]							
Lap	Seg.1	Seg.2	Seg.3	Seg.4	Lap Time	km/h	Local Time
1		22.001	20.782	31.202			8:35'06.390
2	27.159	20.094	<b>19.737</b>	<b>29.007</b>	<b>1'35.997</b>	283,5	8:36'42.387

19° 51 E. GRANADO [1'36.264]							
Lap	Seg.1	Seg.2	Seg.3	Seg.4	Lap Time	km/h	Local Time
1		26.957	22.957	32.526			8:32'51.198
2	28.459	21.730	20.086	31.121	1'41.396	252,3	8:34'32.594
3	27.408	20.196	19.941	30.289	1'37.834	270,0	8:36'10.428
4	26.902	<b>19.831</b>	<b>19.766</b>	<b>29.765</b>	<b>1'36.264</b>	<b>278,4</b>	8:37'46.692
5	<b>26.854</b>	19.904	29.862	35.743	1'52.363	277,6	8:39'39.055
6	27.092	19.871	20.469	29.848	1'37.280	274,8	8:41'16.335
7	27.081	24.012	22.832	39.296	1'53.221CP	276,9	8:43'09.556

05/03/2023 P = Pits In/Out - C = Lap Time Cancelled

These data/results cannot be reproduced, stored and/or transmitted in whole or in part by any manner of electronic, mechanical, photocopying, recording, broadcasting or otherwise now known or herein after developed without the previous express consent by the copyright owner, except for reproduction in daily press and regular printed publications on sale to the public within 60 days of the event related to those data/results and always provided that copyright symbol appears together as follows below.

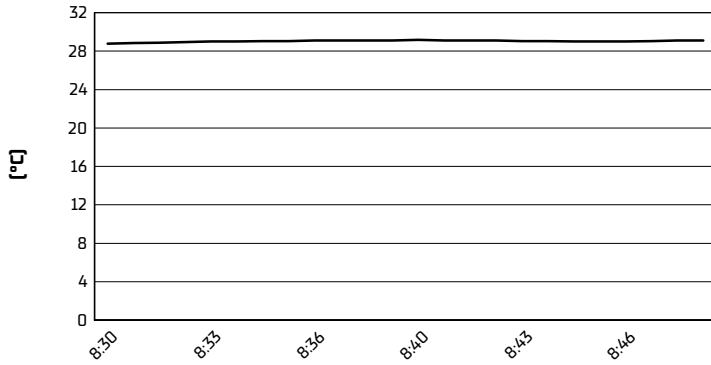
© DORNA WSBK ORGANIZATION Srl 2023



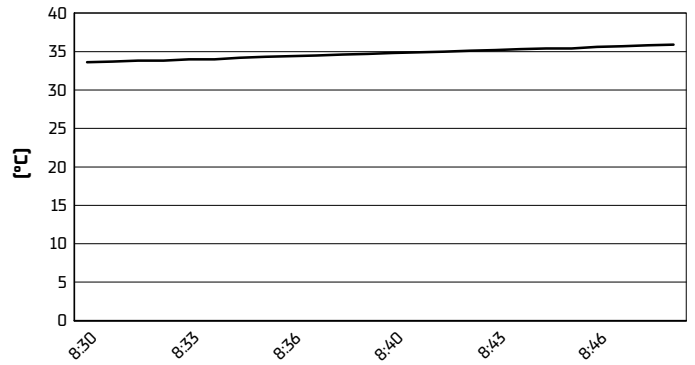
**Motul Indonesian Round, 3-5 March 2023**  
**Weather Report Warm Up**

Session started 08:30 - Session ended 8:49

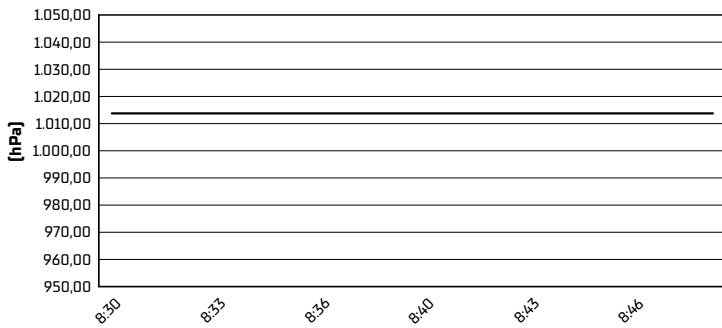
**Air Temperature**



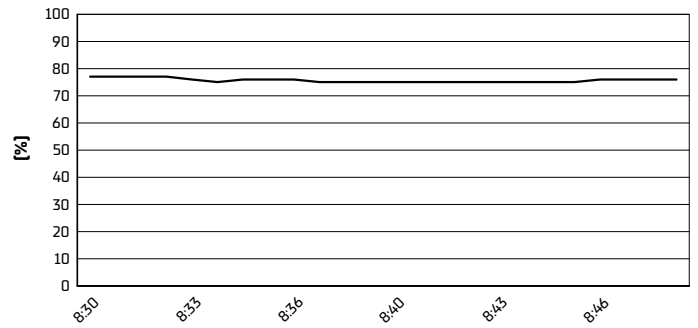
**Track Temperature**



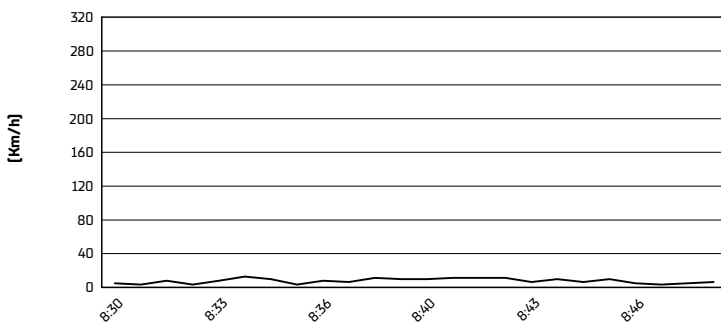
**Air Pressure**



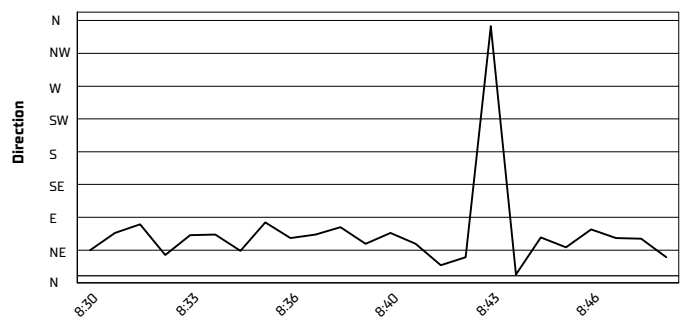
**Humidity**



**Wind Speed**



**Wind Direction**



05/03/2023

These data/results cannot be reproduced, stored and/or transmitted in whole or in part by any manner of electronic, mechanical, photocopying, recording, broadcasting or otherwise now known or herein after developed without the previous express consent by the copyright owner, except for reproduction in daily press and regular printed publications on sale to the public within 60 days of the event related to those data/results and always provided that copyright symbol appears together as follows below.

© DORNA WSBK ORGANIZATION Srl 2023