

Motul Indonesian Round, 3-5 March 2023
Results Race 1

Laps 18 = 77,400 Km - Time of Race 28'56.637 - Avg. 160,448 km/h

Pos	Grid	No. Rider	Nat	Team	Bike	LL	Gap	Rel.	Fastest Lap	Speed	Qualifying	Speed
1	3	61 C. ONCU	TUR	Kawasaki Puccetti Racing	Kawasaki ZX-6R	18			1'35.728	248,3	1'35.612	252,9
2	2	64 F. CARICASULO	ITA	Althea Racing Team	Ducati Panigale V2	18	3.305	3.305	1'35.731	256,5	1'35.523	254,1
3	4	66 N. TUULI	FIN	Dynavolt Triumph	Triumph Street Triple RS 765	18	4.172	0.867	1'35.827	253,5	1'35.915	252,9
4	5	23 M. SCHROETTER	GER	MV Agusta Reparto Corse	MV Agusta F3 800 RR	18	7.813	3.641	1'35.758	255,3	1'35.927	250,0
5	1	11 N. BULEGA	ITA	Aruba Racing WorldSSP Team	Ducati Panigale V2	18	11.558	3.745	1'35.991	256,5	1'35.520	254,7
6	12	94 V. DEBISE	FRA	GMT94 Yamaha	Yamaha YZF R6	18	20.218	8.660	1'36.111	256,5	1'37.113	252,3
7	10	62 S. MANZI	ITA	Ten Kate Racing Yamaha	Yamaha YZF R6	18	35.418	15.200	1'36.241	256,5	1'36.421	250,0
8	15	32 D. BAYLISS	AUS	D34G Racing	Ducati Panigale V2	18	39.987	4.569	1'36.869	255,9	1'37.579	252,9
9	13	54 B. SOFUOGLU	TUR	MV Agusta Reparto Corse	MV Agusta F3 800 RR	18	41.431	1.444	1'37.076	255,9	1'37.153	254,1
10	11	17 J. MCPHEE	GBR	Vince64 by Puccetti Racing	Kawasaki ZX-6R	18	42.621	1.190	1'37.729	251,7	1'36.952	251,2
11	7	28 G. VAN STRAALLEN	NED	EAB Racing Team	Yamaha YZF R6	18	46.092	3.471	1'35.845	254,1	1'36.065	250,6
12	9	9 J. NAVARRO	ESP	Ten Kate Racing Yamaha	Yamaha YZF R6	18	46.595	0.503	1'36.830	256,5	1'36.196	254,1
13	18	51 A. SARMOON	THA	Yamaha Thailand Racing Team	Yamaha YZF R6	18	54.197	7.602	1'38.553	252,9	1'38.194	252,3
14	16	95 T. MACKENZIE	GBR	PETRONAS MIE MS Racing HONDA Team	Honda CBR600RR	18	56.861	2.664	1'38.370	243,8	1'37.892	243,8
15	20	7 A. NORRODIN	MAS	PETRONAS MIE MS Racing HONDA Team	Honda CBR600RR	18	1'16.156	19.295	1'39.534	247,1	1'39.199	244,9
16	21	77 T. ALBERTO	PHI	MTM Kawasaki	Kawasaki ZX-6R	18	1'27.344	11.188	1'39.951	250,6		248,3
17	19	4 H. TRUELOVE	GBR	Dynavolt Triumph	Triumph Street Triple RS 765	18	1'27.819	0.475	1'39.836	251,2	1'38.536	255,3
-----Not Classified-----												
RET	6	3 R. DE ROSA	ITA	Orelac Racing Verdatura	Ducati Panigale V2	17	1 Lap		1'35.951	253,5	1'36.031	250,6
RET	8	29 N. SPINELLI	ITA	VFT Racing Yamaha	Yamaha YZF R6	8	10 Laps		1'36.094	253,5	1'36.127	250,6
NS	17	24 A. WONGTHANANON	THA	Yamaha Thailand Racing Team	Yamaha YZF R6						1'38.094	248,3
-----Disqualified-----												
DSQ	14	19 A. MANTOVANI	ITA	Evan Bros. WorldSSP Yamaha Team	Yamaha YZF R6	8	10 Laps		1'36.713	255,3	1'37.339	253,5

AIR	Humidity:	73%	Temp:	27°C
TRACK	Condition:	Dry	Temp:	39°C

Records	Pole (SP)	2023	N.Bulega	1'35.520	162,060 Km/h
	Race (RC2)	2022	D.Aegerter	1'35.765	161,646 Km/h
	All Times (SP)	2023	N.Bulega	1'35.520	162,060 Km/h
Race Fastest Lap	[New Record]	Lap 5	C.Oncu	1'35.728	161,708 Km/h

LAP LEADERS					
No. Rider	From	To	Laps	Total	
61 C. ONCU	1	18	18	18	

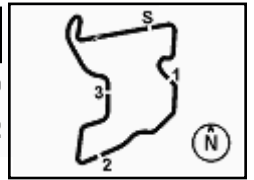
TOTAL LEADER LAPS		
No. Rider	Laps	
11 N. BULEGA	20	
61 C. ONCU	18	
62 S. MANZI	3	

Start 12:00 End 12:33 The results are provisional until the end of the time limit for protests and appeals and the completion of the technical checks.

04/03/2023

These data/results cannot be reproduced, stored and/or transmitted in whole or in part by any manner of electronic, mechanical, photocopying, recording, broadcasting or otherwise now known or herein after developed without the previous express consent by the copyright owner, except for reproduction in daily press and regular printed publications on sale to the public within 60 days of the event related to those data/results and always provided that copyright symbol appears together as follows below.

© DORNA WSBK ORGANIZATION Srl 2023



Motul Indonesian Round, 3-5 March 2023
Results Race 1

Race Highlights

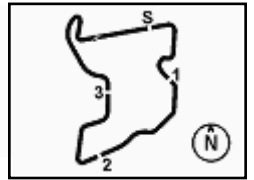
Time	No. Rider	Description
11.45.00		Sighting Lap Started
11.45.25		WHITE FLAG
11.46.21		DROPS of RAIN in Sector 2
11.48.59		DROPS of RAIN in Sector 2
11.49.04		DROPS of RAIN in Sector 2 & 3
11.50.53	24 A. WONGTHANANON	Will start the race from the back of the grid (no sighting lap)
11.51.37		DROPS of RAIN in All Sectors
11.57.50		Warm-up Lap Started
12.00.25		Start
12.02.22	24 A. WONGTHANANON	Not Started
12.04.20		No Jump Starts
12.13.41	19 A. MANTOVANI	Crashed - Turn 16
12.14.06	19 A. MANTOVANI	Not Actively Competing
12.14.24	29 N. SPINELLI	Crashed - Turn 6
12.15.32	29 N. SPINELLI	Not Actively Competing
12.16.03	19 A. MANTOVANI	Entered Pits
12.16.10	19 A. MANTOVANI	Blue Flag
12.16.14	19 A. MANTOVANI	BLACK FLAG
12.16.41	19 A. MANTOVANI	Disqualified with Black Flag
12.20.02		2/3 of Race Distance Completed
12.27.48	28 G. VAN STRAALEN	Crashed - Turn 16
12.28.11	28 G. VAN STRAALEN	Re-joined
12.28.39	3 R. DE ROSA	Technical Problem
12.29.36	3 R. DE ROSA	Stop - Technical Problem
12.30.52		Podium Confirmed
12.32.22	3 R. DE ROSA	Not Actively Competing
12.33.34		End Of Session

Start End The results are provisional until the end of the time limit for protests and appeals and the completion of the technical checks.

04/03/2023 12:00 12:33

These data/results cannot be reproduced, stored and/or transmitted in whole or in part by any manner of electronic, mechanical, photocopying, recording, broadcasting or otherwise now known or herein after developed without the previous express consent by the copyright owner, except for reproduction in daily press and regular printed publications on sale to the public within 60 days of the event related to those data/results and always provided that copyright symbol appears together as follows below.

© DORNA WSBK ORGANIZATION Srl 2023



Motul Indonesian Round, 3-5 March 2023
Lap Chart Race 1

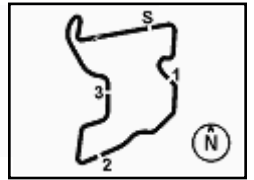
		Lap																	
	1	2	3	4	5	6	7	8	9	10	11	12	13	14	15	16	17	18	
1	61	61	61	61	61	61	61	61	61	61	61	61	61	61	61	61	61	61	61
2	64	66	66	66	66	66	66	64	64	64	66	64	64	64	64	64	64	64	64
3	66	29	29	64	64	64	64	66	66	66	66	64	66	66	66	66	66	66	66
4	29	64	64	29	29	29	29	29	29	3	3	3	3	3	3	3	3	23	23
5	3	3	3	62	3	3	3	3	28	28	28	28	28	28	28	23	11	11	
6	11	62	62	3	28	28	28	28	11	11	11	11	11	11	23	28	3	94	
7	28	11	11	28	11	11	11	11	23	23	23	23	23	23	11	11	94	62	
8	23	28	28	11	62	23	23	94	94	94	94	94	94	94	94	94	62	32	
9	62	23	23	23	23	94	94	23	62	62	62	62	62	62	62	62	62	32	54
10	17	9	9	9	94	62	62	62	9	32	32	32	32	32	32	32	54	17	
11	9	17	94	94	9	9	9	9	32	9	9	9	17	17	54	54	17	28	
12	19	94	19	19	19	19	19	32	17	17	17	17	9	54	17	17	28	9	
13	51	19	17	17	32	32	32	17	54	54	54	54	54	9	9	9	9	51	
14	32	51	32	32	17	17	17	54	51	51	51	51	51	51	51	51	51	51	95
15	94	32	54	54	54	54	54	51	95	95	95	95	95	95	95	95	95	95	7
16	54	54	51	51	51	51	51	95	7	7	7	7	7	7	7	7	7	7	77
17	95	95	95	95	95	95	95	7	4	4	4	4	4	4	77	77	77	77	4
18	7	7	7	7	7	7	7	4	77	77	77	77	77	77	4	4	4		
19	77	77	77	77	77	77	77	77											
20	4	4	4	4	4	4	4	19											

Final Result		
1	61 C. ONCU	Laps 18
2	64 F. CARICASULO	3.305
3	66 N. TUULI	4.172
4	23 M. SCHROETTER	7.813
5	11 N. BULEGA	11.558
6	94 V. DEBISE	20.218
7	62 S. MANZI	35.418
8	32 D. BAYLISS	39.987
9	54 B. SOFIOGLU	41.431
10	17 J. MCPHEE	42.621
11	28 G. VAN STRAALLEN	46.092
12	9 J. NAVARRO	46.595
13	51 A. SARMOON	54.197
14	95 T. MACKENZIE	56.861
15	7 A. NORRODIN	1'16.156
16	77 T. ALBERTO	1'27.344
17	4 H. TRUELDOVE	1'27.819
RET	3 R. DE ROSA	1 Lap
RET	29 N. SPINELLI	10 Laps
NS	24 A. WONGTHANANON	
DSQ	19 A. MANTOVANI	10 Laps

04/03/2023

These data/results cannot be reproduced, stored and/or transmitted in whole or in part by any manner of electronic, mechanical, photocopying, recording, broadcasting or otherwise now known or herein after developed without the previous express consent by the copyright owner, except for reproduction in daily press and regular printed publications on sale to the public within 60 days of the event related to those data/results and always provided that copyright symbol appears together as follows below.

© DORNA WSBK ORGANIZATION Srl 2023



Motul Indonesian Round, 3-5 March 2023
Lap Chart Race 1

Pertamina Mandalika Circuit 4.300 m

2 / 4

Lap 1		
1	61	C.Oncu 1'42.885
2	64	F.Caricasulo 0.660
3	66	N.Tuuli 0.918
4	29	N.Spinelli 1.080
5	3	R.De Rosa 1.355
6	11	N.Bulega 1.707
7	28	G.van Straalen 1.876
8	23	M.Schroetter 2.089
9	62	S.Manzi 2.239
10	17	J.McPhee 2.769
11	9	J.Navarro 2.893
12	19	A.Mantovani 3.178
13	51	A.Sarmoon 3.557
14	32	O.Bayliss 3.625
15	94	V.Debise 4.294
16	54	B.Sofuoglu 4.470
17	95	T.Mackenzie 4.780
18	7	A.Norrodin 5.103
19	77	T.Alberto 5.988
20	4	H.Truelove 9.091

Lap 2		
1	61	C.Oncu 3'19.736
2	66	N.Tuuli 0.932
3	29	N.Spinelli 1.371
4	64	F.Caricasulo 1.436
5	3	R.De Rosa 2.424
6	62	S.Manzi 2.751
7	11	N.Bulega 3.094
8	28	G.van Straalen 3.256
9	23	M.Schroetter 3.797
10	9	J.Navarro 3.985
11	17	J.McPhee 4.541
12	94	V.Debise 4.619
13	19	A.Mantovani 4.837
14	51	A.Sarmoon 5.408
15	32	O.Bayliss 5.934
16	54	B.Sofuoglu 6.768
17	95	T.Mackenzie 7.263
18	7	A.Norrodin 8.507
19	77	T.Alberto 10.680
20	4	H.Truelove 15.229

Lap 3		
1	61	C.Oncu 4'55.764
2	66	N.Tuuli 0.975
3	29	N.Spinelli 1.881
4	64	F.Caricasulo 1.947
5	3	R.De Rosa 3.315
6	62	S.Manzi 3.539
7	11	N.Bulega 3.781
8	28	G.van Straalen 3.966
9	23	M.Schroetter 4.772
10	9	J.Navarro 4.992
11	94	V.Debise 5.419
12	19	A.Mantovani 6.382
13	17	J.McPhee 6.888
14	32	O.Bayliss 7.704
15	54	B.Sofuoglu 9.458
16	51	A.Sarmoon 9.734
17	95	T.Mackenzie 10.030
18	7	A.Norrodin 12.182
19	77	T.Alberto 16.320
20	4	H.Truelove 20.650

Lap 4		
1	61	C.Oncu 6'32.166
2	66	N.Tuuli 0.887
3	64	F.Caricasulo 1.451
4	29	N.Spinelli 1.847
5	62	S.Manzi 3.378

6	3	R.De Rosa 3.582
7	28	G.van Straalen 3.994
8	11	N.Bulega 4.203
9	23	M.Schroetter 4.985
10	9	J.Navarro 5.420
11	94	V.Debise 5.529
12	19	A.Mantovani 7.490
13	17	J.McPhee 8.299
14	32	O.Bayliss 8.488
15	54	B.Sofuoglu 10.703
16	51	A.Sarmoon 12.112
17	95	T.Mackenzie 12.527
18	7	A.Norrodin 15.526
19	77	T.Alberto 21.444
20	4	H.Truelove 24.842

Lap 5		
1	61	C.Oncu 8'07.894
2	66	N.Tuuli 1.163
3	64	F.Caricasulo 1.454
4	29	N.Spinelli 2.213
5	3	R.De Rosa 5.171
6	28	G.van Straalen 5.429
7	11	N.Bulega 5.689
8	62	S.Manzi 6.049
9	23	M.Schroetter 6.192
10	94	V.Debise 6.400
11	9	J.Navarro 7.613
12	19	A.Mantovani 9.266
13	32	O.Bayliss 10.144
14	17	J.McPhee 10.672
15	54	B.Sofuoglu 12.407
16	51	A.Sarmoon 15.340
17	95	T.Mackenzie 15.766
18	7	A.Norrodin 19.332
19	77	T.Alberto 27.327
20	4	H.Truelove 29.666

Lap 6		
1	61	C.Oncu 9'43.875
2	66	N.Tuuli 1.357
3	64	F.Caricasulo 1.640
4	29	N.Spinelli 2.494
5	3	R.De Rosa 5.558
6	28	G.van Straalen 5.764
7	11	N.Bulega 6.148
8	23	M.Schroetter 6.571
9	94	V.Debise 6.837
10	62	S.Manzi 7.101
11	9	J.Navarro 9.287
12	19	A.Mantovani 10.798
13	32	O.Bayliss 11.068
14	17	J.McPhee 12.436
15	54	B.Sofuoglu 13.733
16	51	A.Sarmoon 18.834
17	95	T.Mackenzie 19.361
18	7	A.Norrodin 23.118
19	77	T.Alberto 32.169
20	4	H.Truelove 33.583

Lap 7		
1	61	C.Oncu 11'19.607
2	66	N.Tuuli 1.627
3	64	F.Caricasulo 1.756
4	29	N.Spinelli 3.464
5	3	R.De Rosa 6.074
6	28	G.van Straalen 6.236
7	11	N.Bulega 6.532
8	23	M.Schroetter 7.053
9	94	V.Debise 7.216
10	62	S.Manzi 7.882
11	9	J.Navarro 11.384
12	19	A.Mantovani 11.779

13	32	O.Bayliss 12.205
14	17	J.McPhee 14.456
15	54	B.Sofuoglu 15.077
16	51	A.Sarmoon 21.984
17	95	T.Mackenzie 23.128
18	7	A.Norrodin 27.637
19	77	T.Alberto 37.539
20	4	H.Truelove 37.687

Lap 8		
1	61	C.Oncu 12'55.524
2	64	F.Caricasulo 1.660
3	66	N.Tuuli 2.021
4	29	N.Spinelli 4.964
5	3	R.De Rosa 6.121
6	28	G.van Straalen 6.405
7	11	N.Bulega 6.795
8	94	V.Debise 7.789
9	23	M.Schroetter 7.851
10	62	S.Manzi 9.147
11	9	J.Navarro 13.914
12	32	O.Bayliss 14.071
13	17	J.McPhee 18.331
14	54	B.Sofuoglu 18.682
15	51	A.Sarmoon 25.686
16	95	T.Mackenzie 26.530
17	7	A.Norrodin 31.955
18	4	H.Truelove 42.236
19	77	T.Alberto 42.510
20	19	A.Mantovani

Lap 9		
1	61	C.Oncu 14'31.491
2	64	F.Caricasulo 1.642
3	66	N.Tuuli 1.881
4	3	R.De Rosa 6.452
5	28	G.van Straalen 6.812
6	11	N.Bulega 7.035
7	23	M.Schroetter 8.044
8	94	V.Debise 8.700
9	62	S.Manzi 10.867
10	9	J.Navarro 16.499
11	32	O.Bayliss 16.617
12	17	J.McPhee 20.844
13	54	B.Sofuoglu 21.282
14	51	A.Sarmoon 29.371
15	95	T.Mackenzie 30.530
16	7	A.Norrodin 36.339
17	4	H.Truelove 46.501
18	77	T.Alberto 46.933

Lap 10		
1	61	C.Oncu 16'07.483
2	64	F.Caricasulo 1.987
3	66	N.Tuuli 2.338
4	3	R.De Rosa 6.693
5	28	G.van Straalen 6.850
6	11	N.Bulega 7.383
7	23	M.Schroetter 8.049
8	94	V.Debise 8.933
9	62	S.Manzi 13.239
10	32	O.Bayliss 19.881
11	9	J.Navarro 20.117
12	17	J.McPhee 22.830
13	54	B.Sofuoglu 25.107
14	51	A.Sarmoon 32.085
15	95	T.Mackenzie 33.202
16	7	A.Norrodin 40.694
17	4	H.Truelove 50.346
18	77	T.Alberto 51.197

Lap 11		
1	61	C.Oncu
2	64	F.Caricasulo
3	66	N.Tuuli
4	3	R.De Rosa
5	28	G.van Straalen
6	11	N.Bulega
7	23	M.Schroetter
8	94	V.Debise
9	62	S.Manzi
10	32	O.Bayliss
11	9	J.Navarro
12	17	J.McPhee
13	54	B.Sofuoglu
14	51	A.Sarmoon
15	95	T.Mackenzie
16	7	A.Norrodin
17	4	H.Truelove
18	77	T.Alberto

1	61	C.Oncu 17'43.944
2	66	N.Tuuli 2.379
3	64	F.Caricasulo 2.609
4	3	R.De Rosa 6.253
5	28	G.van Straalen 6.506
6	11	N.Bulega 6.913
7	23	M.Schroetter 7.346
8	94	V.Debise 9.010
9	62	S.Manzi 14.837
10	32	O.Bayliss 21.352
11	9	J.Navarro 23.355
12	17	J.McPhee 24.098
13	54	B.Sofuoglu 26.752
14	51	A.Sarmoon 34.345
15	95	T.Mackenzie 35.111
16	7	A.Norrodin 44.452
17	4	H.Truelove 54.583
18	77	T.Alberto 55.105

Lap 12		
1	61	C.Oncu 19'19.984
2	64	F.Caricasulo 2.794
3	66	N.Tuuli 3.058
4	3	R.De Rosa 6.333
5	28	G.van Straalen 6.579
6	11	N.Bulega 7.118
7	23	M.Schroetter 7.268
8	94	V.Debise 13.134
9	62	S.Manzi 16.915
10	32	O.Bayliss 23.484
11	9	J.Navarro 26.644
12	17	J.McPhee 26.937
13	54	B.Sofuoglu 28.760
14	51	A.Sarmoon 36.858
15	95	T.Mackenzie 37.500
16	7	A.Norrodin 48.763
17	4	H.Truelove 58.755
18	77	T.Alberto 59.016

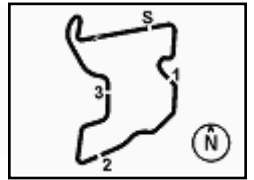
Lap 13		
1	61	C.Oncu 20'55.787
2	64	F.Caricasulo 3.119
3	66	N.Tuuli 3.371
4	3	R.De Rosa 6.481
5	28	G.van Straalen 6.621
6	11	N.Bulega 7.306
7	23	M.Schroetter 7.621
8	94	V.Debise 14.453
9	62	S.Manzi 19.459
10	32	O.Bayliss 26.296
11	17	J.McPhee 29.221
12	9	J.Navarro 30.526
13	54	B.Sofuoglu 30.749
14	51	A.Sarmoon 40.166
15	95	T.Mackenzie 40.702
16	7	A.Norrodin 53.303
17	4	H.Truelove 1'03.263
18	77	T.Alberto 1'03.613

Lap 14		
1	61	C.Oncu 22'31.769
2	64	F.Caricasulo 3.209
3	66	N.Tuuli 3.714
4	3	R.De Rosa 6.561
5	28	G.van Straalen 7.065
6	11	N.Bulega 7.698
7	23	M.Schroetter 7.840
8	94	V.Debise 15.586
9	62	S.Manzi 22.085
10	32	O.Bayliss 30.435
11	17	J.McPhee 31.582
12	54	B.Sofuoglu 33.326
13	9	J.Navarro 33.656

04/03/2023

These data/results cannot be reproduced, stored and/or transmitted in whole or in part by any manner of electronic, mechanical, photocopying, recording, broadcasting or otherwise now known or herein after developed without the previous express consent by the copyright owner, except for reproduction in daily press and regular printed publications on sale to the public within 60 days of the event related to those data/results and always provided that copyright symbol appears together as follows below.

© DORNA WSBK ORGANIZATION Srl 2023



Motul Indonesian Round, 3-5 March 2023
Lap Chart Race 1

14	51	A.Sarmoon	42.780	6	94	V.Debise	20.218
15	95	T.Mackenzie	43.137	7	62	S.Manzi	35.418
16	7	A.Norrodin	57.755	8	32	O.Bayliss	39.987
17	4	H.Truelove	1'07.718	9	54	B.Sofuoglu	41.431
18	77	T.Alberto	1'08.197	10	17	J.McPhee	42.621

11	28	G.van Straalen	46.092	12	9	J.Navarro	46.595
13	51	A.Sarmoon	54.197	14	95	T.Mackenzie	56.861
15	7	A.Norrodin	1'16.156	16	77	T.Alberto	1'27.344
17	4	H.Truelove	1'27.819				

1	61	C.Oncu	24'07.533
2	64	F.Caricasulo	3.538
3	66	N.Tuuli	3.980
4	3	R.De Rosa	7.111
5	28	G.van Straalen	7.299
6	23	M.Schroetter	8.029
7	11	N.Bulega	8.356
8	94	V.Debise	16.753
9	62	S.Manzi	25.329
10	32	O.Bayliss	32.978
11	54	B.Sofuoglu	35.658
12	17	J.McPhee	36.017
13	9	J.Navarro	37.168
14	51	A.Sarmoon	45.692
15	95	T.Mackenzie	46.332
16	7	A.Norrodin	1'02.503
17	77	T.Alberto	1'12.760
18	4	H.Truelove	1'12.942

1	61	C.Oncu	25'43.552
2	64	F.Caricasulo	3.500
3	66	N.Tuuli	3.884
4	3	R.De Rosa	7.649
5	23	M.Schroetter	8.177
6	28	G.van Straalen	8.432
7	11	N.Bulega	8.688
8	94	V.Debise	18.251
9	62	S.Manzi	28.931
10	32	O.Bayliss	35.500
11	54	B.Sofuoglu	37.903
12	17	J.McPhee	38.221
13	9	J.Navarro	40.206
14	51	A.Sarmoon	48.326
15	95	T.Mackenzie	48.840
16	7	A.Norrodin	1'07.340
17	77	T.Alberto	1'17.881
18	4	H.Truelove	1'18.119

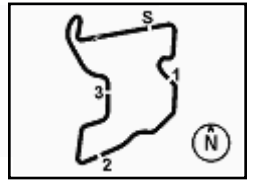
1	61	C.Oncu	27'19.761
2	64	F.Caricasulo	3.885
3	66	N.Tuuli	4.062
4	23	M.Schroetter	8.448
5	11	N.Bulega	11.563
6	3	R.De Rosa	12.217
7	94	V.Debise	19.461
8	62	S.Manzi	32.721
9	32	O.Bayliss	37.897
10	54	B.Sofuoglu	39.885
11	17	J.McPhee	40.193
12	28	G.van Straalen	41.969
13	9	J.Navarro	44.109
14	51	A.Sarmoon	51.287
15	95	T.Mackenzie	51.523
16	7	A.Norrodin	1'11.703
17	77	T.Alberto	1'22.761
18	4	H.Truelove	1'24.346

1	61	C.Oncu	28'56.637
2	64	F.Caricasulo	3.305
3	66	N.Tuuli	4.172
4	23	M.Schroetter	7.813
5	11	N.Bulega	11.558

04/03/2023

These data/results cannot be reproduced, stored and/or transmitted in whole or in part by any manner of electronic, mechanical, photocopying, recording, broadcasting or otherwise now known or herein after developed without the previous express consent by the copyright owner, except for reproduction in daily press and regular printed publications on sale to the public within 60 days of the event related to those data/results and always provided that copyright symbol appears together as follows below.

© DORNA WSBK ORGANIZATION Srl 2023



Motul Indonesian Round, 3-5 March 2023
Lap Chart Race 1

Pertamina Mandalika Circuit 4.300 m

4 / 4

Race Pace Comparison

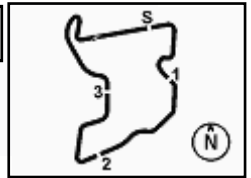
	61 Onc	64 Car	66 Tuu	23 Sch	11 Bul	94 Deb	62 Man	32 Bay	54 Sof	17 McP	28 vSt	9 Nav	51 Sar	95 Mac
1	1'42.885	1'43.545	1'43.803	1'44.974	1'44.592	1'47.179	1'45.124	1'46.510	1'47.355	1'45.654	1'44.761	1'45.778	1'46.442	1'47.665
2	1'36.851	1'37.627	1'36.865	1'38.559	1'38.238	1'37.176	1'37.363	1'39.160	1'39.149	1'38.623	1'38.231	1'37.943	1'38.702	1'39.334
3	1'36.028	1'36.539	1'36.071	1'37.003	1'36.715	1'36.828	1'36.816	1'37.798	1'38.718	1'38.375	1'36.738	1'37.035	1'40.354	1'38.795
4	1'36.402	1'35.906	1'36.314	1'36.615	1'36.824	1'36.512	1'36.241	1'37.186	1'37.647	1'37.813	1'36.430	1'36.830	1'38.780	1'38.899
5	1'35.728	1'35.731	1'36.004	1'36.935	1'37.214	1'36.599	1'38.399	1'37.384	1'37.432	1'38.101	1'37.163	1'37.921	1'38.956	1'38.967
6	1'35.981	1'36.167	1'36.175	1'36.360	1'36.440	1'36.418	1'37.033	1'36.905	1'37.307	1'37.745	1'36.316	1'37.655	1'39.475	1'39.576
7	1'35.732	1'35.848	1'36.002	1'36.214	1'36.116	1'36.111	1'36.513	1'36.869	1'37.076	1'37.752	1'36.204	1'37.829	1'38.882	1'39.499
8	1'35.917	1'35.821	1'36.311	1'36.715	1'36.180	1'36.490	1'37.182	1'37.783	1'39.522	1'39.792	1'36.086	1'38.447	1'39.619	1'39.319
9	1'35.967	1'35.949	1'35.827	1'36.160	1'36.207	1'36.878	1'37.687	1'38.513	1'38.567	1'38.480	1'36.374	1'38.552	1'39.652	1'39.967
10	1'35.992	1'36.337	1'36.449	1'35.997	1'36.340	1'36.225	1'38.364	1'39.256	1'39.817	1'37.978	1'36.030	1'39.610	1'38.706	1'38.664
11	1'36.461	1'37.083	1'36.502	1'35.758	1'35.991	1'36.538	1'38.059	1'37.932	1'38.106	1'37.729	1'36.117	1'39.699	1'38.721	1'38.370
12	1'36.040	1'36.225	1'36.719	1'35.962	1'36.245	1'40.164	1'38.118	1'38.172	1'38.048	1'38.879	1'36.113	1'39.329	1'38.553	1'38.429
13	1'35.803	1'36.128	1'36.116	1'36.156	1'35.991	1'37.122	1'38.347	1'38.615	1'37.792	1'38.087	1'35.845	1'39.685	1'39.111	1'39.005
14	1'35.982	1'36.072	1'36.325	1'36.201	1'36.374	1'37.115	1'38.608	1'40.121	1'38.559	1'38.343	1'36.426	1'39.112	1'38.596	1'38.417
15	1'35.764	1'36.093	1'36.030	1'35.953	1'36.422	1'36.931	1'39.008	1'38.307	1'38.096	1'40.199	1'35.998	1'39.276	1'38.676	1'38.959
16	1'36.019	1'35.981	1'35.923	1'36.167	1'36.351	1'37.517	1'39.621	1'38.541	1'38.264	1'38.223	1'37.152	1'39.057	1'38.653	1'38.527
17	1'36.209	1'36.594	1'36.387	1'36.480	1'39.084	1'37.419	1'39.999	1'38.606	1'38.191	1'38.181	2'09.746	1'40.112	1'39.170	1'38.892
18	1'36.876	1'36.296	1'36.986	1'36.241	1'36.871	1'37.633	1'39.573	1'38.966	1'38.422	1'39.304	1'40.999	1'39.362	1'39.786	1'42.214

	7 Nor	77 Alb	4 Tru	3 DeR	29 Spi	19 Mat
1	1'47.988	1'48.873	1'51.976	1'44.240	1'43.965	1'46.063
2	1'40.255	1'41.543	1'42.989	1'37.920	1'37.142	1'38.510
3	1'39.703	1'41.668	1'41.449	1'36.919	1'36.538	1'37.573
4	1'39.746	1'41.526	1'40.594	1'36.669	1'36.368	1'37.510
5	1'39.534	1'41.611	1'40.552	1'37.317	1'36.094	1'37.504
6	1'39.767	1'40.823	1'39.898	1'36.368	1'36.262	1'37.513
7	1'40.251	1'41.102	1'39.836	1'36.248	1'36.702	1'36.713
8	1'40.235	1'40.888	1'40.466	1'35.964	1'37.417	4'23.793
9	1'40.351	1'40.390	1'40.232	1'36.298		
10	1'40.347	1'40.256	1'39.837	1'36.233		
11	1'40.219	1'40.369	1'40.698	1'36.021		
12	1'40.351	1'39.951	1'40.212	1'36.120		
13	1'40.343	1'40.400	1'40.311	1'35.951		
14	1'40.434	1'40.566	1'40.437	1'36.062		
15	1'40.512	1'40.327	1'40.988	1'36.314		
16	1'40.856	1'41.140	1'41.196	1'36.557		
17	1'40.572	1'41.089	1'42.436	1'40.777		
18	1'41.329	1'41.459	1'40.349			

04/03/2023

These data/results cannot be reproduced, stored and/or transmitted in whole or in part by any manner of electronic, mechanical, photocopying, recording, broadcasting or otherwise now known or herein after developed without the previous express consent by the copyright owner, except for reproduction in daily press and regular printed publications on sale to the public within 60 days of the event related to those data/results and always provided that copyright symbol appears together as follows below.

© DORNA WSBK ORGANIZATION Srl 2023



Motul Indonesian Round, 3-5 March 2023
Best Sectors & Speed Race 1

Pertamina Mandalika Circuit 4.300 m

RESULTS				
1	61	C. ONCU	Kawasaki ZX-6R	Laps 18
2	64	F. CARICASULO	Ducati Panigale V2	3.305
3	66	N. TUULI	Triumph Street Triple RS 765	4.172
4	23	M. SCHROETTER	MV Agusta F3 800 RR	7.813
5	11	N. BULEGA	Ducati Panigale V2	11.558
6	94	V. DEBISE	Yamaha YZF R6	20.218
7	62	S. MANZI	Yamaha YZF R6	35.418
8	32	D. BAYLISS	Ducati Panigale V2	39.987
9	54	B. SOFUOGLU	MV Agusta F3 800 RR	41.431
10	17	J. MCPHEE	Kawasaki ZX-6R	42.621
11	28	G. VAN STRAALEN	Yamaha YZF R6	46.092
12	9	J. NAVARRO	Yamaha YZF R6	46.595
13	51	A. SARMOON	Yamaha YZF R6	54.197
14	95	T. MACKENZIE	Honda CBR600RR	56.861
15	7	A. NORRODIN	Honda CBR600RR	1'16.156
16	77	T. ALBERTO	Kawasaki ZX-6R	1'27.344
17	4	H. TRUELOVE	Triumph Street Triple RS 765	1'27.819
RET	3	R. DE ROSA	Ducati Panigale V2	1 Lap
RET	29	N. SPINELLI	Yamaha YZF R6	10 Laps
NS	24	A. WONGTHANANON	Yamaha YZF R6	
DSQ	19	A. MANTOVANI	Yamaha YZF R6	10 Laps

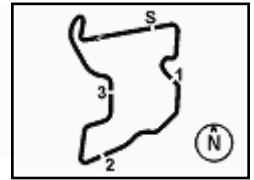
SPEED				
1	9	J. NAVARRO	Yamaha YZF R6	256,5
2	11	N. BULEGA	Ducati Panigale V2	256,5
3	94	V. DEBISE	Yamaha YZF R6	256,5
4	64	F. CARICASULO	Ducati Panigale V2	256,5
5	62	S. MANZI	Yamaha YZF R6	256,5
6	32	D. BAYLISS	Ducati Panigale V2	255,9
7	54	B. SOFUOGLU	MV Agusta F3 800 RR	255,9
8	23	M. SCHROETTER	MV Agusta F3 800 RR	255,3
9	19	A. MANTOVANI	Yamaha YZF R6	255,3
10	28	G. VAN STRAALEN	Yamaha YZF R6	254,1
11	3	R. DE ROSA	Ducati Panigale V2	253,5
12	66	N. TUULI	Triumph Street Triple RS 765	253,5
13	29	N. SPINELLI	Yamaha YZF R6	253,5
14	51	A. SARMOON	Yamaha YZF R6	252,9
15	17	J. MCPHEE	Kawasaki ZX-6R	251,7
16	4	H. TRUELOVE	Triumph Street Triple RS 765	251,2
17	77	T. ALBERTO	Kawasaki ZX-6R	250,6
18	61	C. ONCU	Kawasaki ZX-6R	248,3
19	7	A. NORRODIN	Honda CBR600RR	247,1
20	95	T. MACKENZIE	Honda CBR600RR	243,8

SEG. 1		SEG. 2		SEG. 3		SEG. 4		
1	64 F. CARICASULO	27.179	1	23 M. SCHROETTER	19.385	1	64 F. CARICASULO	29.141
2	94 V. DEBISE	27.180	2	28 G. VAN STRAALEN	19.450	2	11 N. BULEGA	29.199
3	66 N. TUULI	27.214	3	64 F. CARICASULO	19.466	3	61 C. ONCU	29.210
4	23 M. SCHROETTER	27.214	4	11 N. BULEGA	19.502	4	66 N. TUULI	29.241
5	61 C. ONCU	27.216	5	62 S. MANZI	19.546	5	3 R. DE ROSA	29.253
6	29 N. SPINELLI	27.221	6	66 N. TUULI	19.565	6	23 M. SCHROETTER	29.259
7	3 R. DE ROSA	27.234	7	3 R. DE ROSA	19.624	7	28 G. VAN STRAALEN	29.299
8	11 N. BULEGA	27.246	8	61 C. ONCU	19.638	8	94 V. DEBISE	29.336
9	28 G. VAN STRAALEN	27.257	9	94 V. DEBISE	19.644	9	29 N. SPINELLI	29.421
10	62 S. MANZI	27.386	10	29 N. SPINELLI	19.648	10	62 S. MANZI	29.462
11	54 B. SOFUOGLU	27.433	11	32 D. BAYLISS	19.761	11	19 A. MANTOVANI	29.530
12	19 A. MANTOVANI	27.467	12	54 B. SOFUOGLU	19.792	12	9 J. NAVARRO	29.591
13	9 J. NAVARRO	27.471	13	9 J. NAVARRO	19.862	13	32 D. BAYLISS	29.630
14	32 D. BAYLISS	27.472	14	19 A. MANTOVANI	19.891	14	17 J. MCPHEE	29.765
15	17 J. MCPHEE	27.582	15	17 J. MCPHEE	19.935	15	54 B. SOFUOGLU	29.787
16	51 A. SARMOON	27.699	16	95 T. MACKENZIE	20.232	16	51 A. SARMOON	29.816
17	95 T. MACKENZIE	27.837	17	7 A. NORRODIN	20.335	17	95 T. MACKENZIE	29.993
18	4 H. TRUELOVE	28.039	18	51 A. SARMOON	20.347	18	77 T. ALBERTO	30.468
19	77 T. ALBERTO	28.203	19	77 T. ALBERTO	20.703	19	7 A. NORRODIN	30.497
20	7 A. NORRODIN	28.255	20	4 H. TRUELOVE	20.731	20	4 H. TRUELOVE	30.534

04/03/2023

These data/results cannot be reproduced, stored and/or transmitted in whole or in part by any manner of electronic, mechanical, photocopying, recording, broadcasting or otherwise now known or herein after developed without the previous express consent by the copyright owner, except for reproduction in daily press and regular printed publications on sale to the public within 60 days of the event related to those data/results and always provided that copyright symbol appears together as follows below.

© DORNA WSBK ORGANIZATION Srl 2023



Motul Indonesian Round, 3-5 March 2023
Chronological Analysis Race 1

Pertamina Mandalika Circuit 4.300 m

Start at 12:00'22.328

1 / 4

1° 61 C. ONCU [1'35.728]								4° 23 M. SCHROETTER [1'35.758]							
Lap	Seg1	Seg2	Seg3	Seg4	Lap Time	km/h	Local Time	Lap	Seg1	Seg2	Seg3	Seg4	Lap Time	km/h	Local Time
1		21.055	20.298	29.965	1'42.885	209,3	12:02'05.213	1		21.182	20.928	30.597	1'44.974	210,9	12:02'07.302
2	27.498	20.069	19.778	29.506	1'36.851	248,3	12:03'42.064	2	27.843	20.087	20.685	29.944	1'38.559	254,1	12:03'45.861
3	27.217	19.824	19.701	29.286	1'36.028	246,6	12:05'18.092	3	27.499	19.885	20.125	29.494	1'37.003	251,7	12:05'22.864
4	27.253	19.922	19.548	29.679	1'36.402	247,1	12:06'54.494	4	27.464	19.809	19.850	29.492	1'36.615	251,7	12:06'59.479
5	27.216	19.638	19.584	29.290	1'35.728	247,7	12:08'30.222	5	27.253	19.941	19.802	29.939	1'36.935	253,5	12:08'36.414
6	27.368	19.729	19.556	29.328	1'35.981	246,6	12:10'06.203	6	27.402	19.743	19.690	29.525	1'36.360	254,1	12:10'12.774
7	27.226	19.664	19.624	29.218	1'35.732	246,0	12:11'41.935	7	27.318	19.684	19.676	29.536	1'36.214	251,7	12:11'48.988
8	27.369	19.674	19.550	29.324	1'35.917	246,6	12:13'17.852	8	27.334	19.631	19.777	29.973	1'36.715	252,3	12:13'25.703
9	27.294	19.660	19.637	29.376	1'35.967	245,5	12:14'53.819	9	27.370	19.697	19.658	29.435	1'36.160	246,0	12:15'01.863
10	27.367	19.737	19.587	29.301	1'35.992	246,0	12:16'29.811	10	27.332	19.776	19.630	29.259	1'35.997	250,6	12:16'37.860
11	27.271	19.779	19.555	29.856	1'36.461	247,7	12:18'06.272	11	27.241	19.522	19.714	29.281	1'35.758	251,2	12:18'13.618
12	27.264	19.765	19.612	29.399	1'36.040	247,1	12:19'42.312	12	27.244	19.459	19.702	29.557	1'35.962	253,5	12:19'49.580
13	27.255	19.752	19.520	29.276	1'35.803	243,2	12:21'18.115	13	27.356	19.385	20.065	29.350	1'36.156	255,3	12:21'25.736
14	27.334	19.801	19.569	29.278	1'35.982	246,6	12:22'54.097	14	27.466	19.616	19.639	29.480	1'36.201	252,3	12:23'01.937
15	27.259	19.707	19.588	29.210	1'35.764	246,6	12:24'29.861	15	27.373	19.578	19.651	29.351	1'35.953	254,7	12:24'37.890
16	27.286	19.786	19.594	29.353	1'36.019	246,0	12:26'05.880	16	27.214	19.463	20.059	29.431	1'36.167	252,3	12:26'14.057
17	27.308	19.843	19.489	29.569	1'36.209	246,0	12:27'42.089	17	27.293	19.607	19.919	29.661	1'36.480	249,4	12:27'50.537
18	27.418	19.850	19.536	30.072	1'36.876	246,6	12:29'18.965	18	27.339	19.718	19.676	29.508	1'36.241	248,8	12:29'26.778
Race Time 28'56.637								Race Time 29'04.450							

2° 64 F. CARICASULO [1'35.731]								5° 11 N. BULEGA [1'35.991]							
Lap	Seg1	Seg2	Seg3	Seg4	Lap Time	km/h	Local Time	Lap	Seg1	Seg2	Seg3	Seg4	Lap Time	km/h	Local Time
1		21.517	20.319	30.258	1'43.545	212,2	12:02'05.873	1		21.462	20.895	30.432	1'44.592	210,9	12:02'06.920
2	27.582	20.096	20.294	29.655	1'37.627	252,9	12:03'43.500	2	27.905	20.156	20.265	29.912	1'38.238	254,7	12:03'45.158
3	27.529	19.688	19.885	29.437	1'36.539	253,5	12:05'20.039	3	27.714	19.789	19.848	29.364	1'36.715	254,7	12:05'21.873
4	27.179	19.799	19.675	29.253	1'35.906	253,5	12:06'55.945	4	27.386	19.764	19.771	29.903	1'36.824	256,5	12:06'58.697
5	27.310	19.711	19.569	29.141	1'35.731	253,5	12:08'31.676	5	27.662	19.638	19.941	29.973	1'37.214	255,9	12:08'35.911
6	27.323	19.678	19.623	29.543	1'36.167	254,1	12:10'07.843	6	27.427	19.702	19.574	29.737	1'36.440	255,9	12:10'12.351
7	27.262	19.466	19.708	29.412	1'35.848	254,7	12:11'43.691	7	27.527	19.577	19.620	29.392	1'36.116	254,1	12:11'48.467
8	27.356	19.653	19.590	29.222	1'35.821	256,5	12:13'19.512	8	27.437	19.505	19.682	29.556	1'36.180	255,9	12:13'24.647
9	27.326	19.654	19.647	29.322	1'35.949	251,2	12:14'55.461	9	27.321	19.612	19.693	29.581	1'36.207	254,1	12:15'00.854
10	27.418	19.678	19.656	29.585	1'36.337	251,7	12:16'31.798	10	27.588	19.705	19.702	29.345	1'36.340	255,9	12:16'37.194
11	27.291	19.753	20.164	29.875	1'37.083	252,3	12:18'08.881	11	27.414	19.579	19.613	29.385	1'35.991	254,7	12:18'13.185
12	27.426	19.794	19.691	29.314	1'36.225	254,1	12:19'45.106	12	27.411	19.599	19.674	29.561	1'36.245	254,1	12:19'49.430
13	27.398	19.758	19.720	29.252	1'36.128	251,2	12:21'21.234	13	27.246	19.557	19.989	29.199	1'35.991	254,7	12:21'25.421
14	27.345	19.682	19.627	29.418	1'36.072	251,2	12:22'57.306	14	27.542	19.502	19.579	29.751	1'36.374	254,1	12:23'01.795
15	27.296	19.723	19.652	29.422	1'36.093	251,7	12:24'33.399	15	27.736	19.617	19.685	29.384	1'36.422	253,5	12:24'38.217
16	27.375	19.698	19.586	29.322	1'35.981	251,2	12:26'09.380	16	27.333	19.584	19.782	29.652	1'36.351	255,3	12:26'14.568
17	27.314	19.697	20.085	29.498	1'36.594	250,0	12:27'45.974	17	27.418	19.532	19.814	32.320	1'39.084	255,9	12:27'53.652
18	27.461	19.556	19.636	29.643	1'36.296	251,2	12:29'22.270	18	27.653	19.833	19.719	29.666	1'36.871	250,0	12:29'30.523
Race Time 28'59.942								Race Time 29'08.195							

3° 66 N. TUULI [1'35.827]								6° 94 V. DEBISE [1'36.111]							
Lap	Seg1	Seg2	Seg3	Seg4	Lap Time	km/h	Local Time	Lap	Seg1	Seg2	Seg3	Seg4	Lap Time	km/h	Local Time
1		21.084	20.169	30.427	1'43.803	213,4	12:02'06.131	1		21.130	21.071	30.756	1'47.179	210,5	12:02'09.507
2	27.453	19.955	19.923	29.534	1'36.865	252,3	12:03'42.996	2	27.592	19.987	19.950	29.647	1'37.176	252,9	12:03'46.683
3	27.316	19.742	19.730	29.283	1'36.071	248,3	12:05'19.067	3	27.426	19.864	19.666	29.872	1'36.828	251,2	12:05'23.511
4	27.316	19.730	19.692	29.576	1'36.314	248,8	12:06'55.381	4	27.307	19.853	19.741	29.611	1'36.512	254,1	12:07'00.023
5	27.359	19.606	19.678	29.361	1'36.004	248,3	12:08'31.385	5	27.284	20.006	19.812	29.497	1'36.599	256,5	12:08'36.622
6	27.447	19.643	19.756	29.329	1'36.175	247,1	12:10'07.560	6	27.580	19.644	19.800	29.394	1'36.418	254,7	12:10'13.040
7	27.276	19.674	19.760	29.292	1'36.002	248,8	12:11'43.562	7	27.278	19.790	19.707	29.336	1'36.111	255,3	12:11'49.151
8	27.610	19.681	19.680	29.340	1'36.311	248,8	12:13'19.873	8	27.358	19.659	19.663	29.810	1'36.490	256,5	12:13'25.641
9	27.214	19.582	19.757	29.274	1'35.827	251,2	12:14'55.700	9	27.703	19.862	19.751	29.562	1'36.878	247,7	12:15'02.519
10	27.545	19.702	19.786	29.416	1'36.449	252,3	12:16'32.149	10	27.180	19.853	19.648	29.544	1'36.225	252,3	12:16'38.744
11	27.277	19.651	19.945	29.629	1'36.502	251,7	12:18'08.651	11	27.204	19.850	19.784	29.700	1'36.538	253,5	12:18'15.282
12	27.789	19.840	19.783	29.307	1'36.719	244,3	12:19'45.370	12	27.511	22.864	20.041	29.748	1'40.164	251,2	12:19'55.446
13	27.321	19.713	19.822	29.260	1'36.116	251,2	12:21'21.486	13	27.420	20.070	19.789	29.843	1'37.122	250,6	12:21'32.568
14	27.243	19.723	19.717	29.642	1'36.325	253,5	12:22'57.811	14	27.585	20.052	19.786	29.692	1'37.115	249,4	12:23'09.683
15	27.442	19.565	19.694	29.329	1'36.030	250,6	12:24'33.841	15	27.430	19.948	19.822	29.731	1'36.931	248,3	12:24'46.614
16	27.311	19.660	19.711	29.241	1'35.923	250,0	12:26'09.764	16	27.767	20.146	19.811	29.793	1'37.517	248,8	12:26'24.131
17	27.482	19.758	19.774	29.373	1'36.387	249,4	12:27'46.151	17	27.556	20.198	19.842	29.823	1'37.419	248,8	12:28'01.550
18	27.492	19.751	20.107	29.636	1'36.986	251,2	12:29'23.137	18	27.589	20.131	19.855	30.058	1'37.633	248,8	12:29'39.183
Race Time 29'00.809								Race Time 29'16.855							

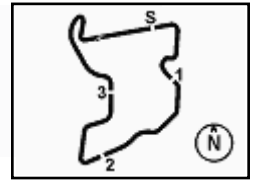
04/03/2023

P = Pits In/Out - C = Lap Time Cancelled

These data/results cannot be reproduced, stored and/or transmitted in whole or in part by any manner of electronic, mechanical, photocopying, recording, broadcasting or otherwise now known or herein after developed without the previous express consent by the copyright owner, except for reproduction in daily press and regular printed publications on sale to the public within 60 days of the event related to those data/results and always provided that copyright symbol appears together as follows below.

© DORNA WSBK ORGANIZATION Srl 2023





Motul Indonesian Round, 3-5 March 2023
Chronological Analysis Race 1

Pertamina Mandalika Circuit 4.300 m

Start at 12:00'22.328

2 / 4

7° 62 S. MANZI [1'36.241]								10° 17 J. MCPHEE [1'37.729]							
Lap	Seg1	Seg2	Seg3	Seg4	Lap Time	km/h	Local Time	Lap	Seg1	Seg2	Seg3	Seg4	Lap Time	km/h	Local Time
1		21.134	20.989	30.328	1'45.124	209,7	12:02'07.452	1		21.110	20.900	30.490	1'45.654	215,1	12:02'07.982
2	27.820	19.980	20.010	29.553	1'37.363	256,5	12:03'44.815	2	28.306	20.183	20.117	30.017	1'38.623	251,7	12:03'46.605
3	27.759	19.676	19.648	29.733	1'36.816	253,5	12:05'21.631	3	28.061	20.067	20.364	29.883	1'38.375	248,3	12:05'24.980
4	27.386	19.546	19.750	29.559	1'36.241	253,5	12:06'57.872	4	27.674	20.150	20.016	29.973	1'37.813	250,6	12:07'02.793
5	27.394	21.167	19.932	29.906	1'38.399	250,6	12:08'36.271	5	27.732	20.232	20.372	29.765	1'38.101	249,4	12:08'40.894
6	27.778	19.738	20.055	29.462	1'37.033	251,2	12:10'13.304	6	27.712	19.935	19.989	30.109	1'37.745	249,4	12:10'18.639
7	27.398	19.736	19.734	29.645	1'36.513	253,5	12:11'49.817	7	27.794	20.085	19.936	29.937	1'37.752	248,3	12:11'56.391
8	27.467	19.952	20.077	29.686	1'37.182	252,3	12:13'26.999	8	27.744	20.071	19.885	32.092	1'39.792	248,8	12:13'36.183
9	27.641	20.103	19.994	29.949	1'37.687	251,7	12:15'04.686	9	27.996	20.417	20.108	29.959	1'38.480	245,5	12:15'14.663
10	27.719	20.598	20.031	30.016	1'38.364	250,0	12:16'43.050	10	27.778	20.205	19.980	30.015	1'37.978	247,7	12:16'52.641
11	27.738	20.419	20.155	29.747	1'38.059	250,0	12:18'21.109	11	27.582	20.201	20.007	29.939	1'37.729	249,4	12:18'30.370
12	27.735	20.298	20.220	29.865	1'38.118	250,0	12:19'59.227	12	27.809	20.541	20.231	30.298	1'38.879	249,4	12:20'09.249
13	27.723	20.331	20.235	30.058	1'38.347	250,6	12:21'37.574	13	27.924	20.308	19.836	30.019	1'38.087	248,8	12:21'47.336
14	27.934	20.373	20.235	30.066	1'38.608	248,8	12:23'16.182	14	27.963	20.083	19.987	30.310	1'38.343	247,7	12:23'25.679
15	27.772	20.552	20.200	30.484	1'39.008	248,8	12:24'55.190	15	29.341	20.278	20.336	30.244	1'40.199	248,3	12:25'05.878
16	28.214	20.846	20.474	30.087	1'39.621	248,8	12:26'34.811	16	27.772	20.110	20.135	30.206	1'38.223	249,4	12:26'44.101
17	28.242	20.771	20.566	30.420	1'39.999	248,8	12:28'14.810	17	27.805	20.136	19.972	30.268	1'38.181	248,8	12:28'22.282
18	28.101	20.773	20.476	30.223	1'39.573	248,3	12:29'54.383	18	28.948	20.297	20.010	30.049	1'39.304	249,4	12:30'01.586
Race Time 29'32.055								Race Time 29'39.258							

8° 32 O. BAYLISS [1'36.869]								11° 28 G. VAN STRAALLEN [1'35.845]							
Lap	Seg1	Seg2	Seg3	Seg4	Lap Time	km/h	Local Time	Lap	Seg1	Seg2	Seg3	Seg4	Lap Time	km/h	Local Time
1		21.184	20.988	30.310	1'46.510	213,9	12:02'08.838	1		21.239	20.567	30.159	1'44.761	212,2	12:02'07.089
2	28.993	20.073	20.007	30.087	1'39.160	255,9	12:03'47.998	2	27.836	20.200	20.573	29.622	1'38.231	253,5	12:03'45.320
3	28.002	19.989	19.975	29.832	1'37.798	252,3	12:05'25.796	3	27.694	19.831	19.704	29.509	1'36.738	253,5	12:05'22.058
4	27.586	19.841	19.859	29.900	1'37.186	250,0	12:07'02.982	4	27.529	19.607	19.638	29.656	1'36.430	252,9	12:06'58.488
5	27.704	20.069	19.935	29.676	1'37.384	252,3	12:08'40.366	5	27.693	19.659	19.933	29.878	1'37.163	251,2	12:08'35.651
6	27.593	19.841	19.841	29.630	1'36.905	251,2	12:10'17.271	6	27.294	19.845	19.639	29.538	1'36.316	251,7	12:10'11.967
7	27.472	19.761	19.828	29.808	1'36.869	251,2	12:11'54.140	7	27.330	19.688	19.584	29.602	1'36.204	251,7	12:11'48.171
8	27.558	19.995	20.131	30.099	1'37.783	251,2	12:13'31.923	8	27.391	19.654	19.695	29.346	1'36.086	252,9	12:13'24.257
9	27.865	20.315	20.193	30.140	1'38.513	247,1	12:15'10.436	9	27.316	19.819	19.683	29.556	1'36.374	252,3	12:15'00.631
10	28.268	20.499	20.191	30.298	1'39.256	252,3	12:16'49.692	10	27.323	19.761	19.534	29.412	1'36.030	250,6	12:16'36.661
11	27.648	20.343	20.057	29.884	1'37.932	248,3	12:18'27.624	11	27.354	19.803	19.661	29.299	1'36.117	254,1	12:18'12.778
12	27.909	20.248	20.110	29.905	1'38.172	249,4	12:20'05.796	12	27.337	19.719	19.695	29.362	1'36.113	252,3	12:19'48.891
13	27.960	20.448	20.006	30.201	1'38.615	247,1	12:21'44.411	13	27.257	19.670	19.567	29.351	1'35.845	252,9	12:21'24.736
14	29.879	20.398	19.976	29.868	1'40.121	247,7	12:23'24.532	14	27.409	19.450	20.230	29.337	1'36.426	252,9	12:23'01.162
15	27.879	20.324	20.074	30.030	1'38.307	246,6	12:25'02.839	15	27.356	19.663	19.624	29.355	1'35.998	250,0	12:24'37.160
16	28.045	20.348	20.121	30.027	1'38.541	244,9	12:26'41.380	16	27.543	19.829	20.163	29.617	1'37.152	252,9	12:26'14.312
17	28.007	20.336	20.040	30.223	1'38.606	247,7	12:28'19.986	17	27.368	19.751	19.783	1'02.844	2'09.746	251,7	12:28'24.058
18	27.975	20.494	20.190	30.307	1'38.966	246,0	12:29'58.952	18	29.072	21.199	20.385	30.343	1'40.999	242,7	12:30'05.057
Race Time 29'36.624								Race Time 29'42.729							

9° 54 B. SOFUOGLU [1'37.076]								12° 9 J. NAVARRO [1'36.830]							
Lap	Seg1	Seg2	Seg3	Seg4	Lap Time	km/h	Local Time	Lap	Seg1	Seg2	Seg3	Seg4	Lap Time	km/h	Local Time
1		21.101	21.193	31.070	1'47.355	217,7	12:02'09.683	1		21.339	21.948	30.026	1'45.778	215,1	12:02'08.106
2	28.556	20.257	20.131	30.205	1'39.149	252,9	12:03'48.832	2	27.828	20.165	19.918	30.032	1'37.943	256,5	12:03'46.049
3	27.975	20.446	20.107	30.190	1'38.718	251,7	12:05'27.550	3	27.471	20.018	19.955	29.591	1'37.035	254,7	12:05'23.084
4	27.433	19.940	20.094	30.180	1'37.647	251,7	12:07'05.197	4	27.502	19.862	19.735	29.731	1'36.830	252,9	12:06'59.914
5	27.580	20.053	19.902	29.897	1'37.432	251,2	12:08'42.629	5	27.818	19.950	19.877	30.276	1'37.921	253,5	12:08'37.835
6	27.487	19.857	20.096	29.867	1'37.307	251,7	12:10'19.936	6	27.732	19.989	20.100	29.834	1'37.655	251,7	12:10'15.490
7	27.690	19.792	19.807	29.787	1'37.076	252,3	12:11'57.012	7	27.710	20.149	20.135	29.835	1'37.829	250,0	12:11'53.319
8	27.451	21.280	20.137	30.654	1'39.522	253,5	12:13'36.534	8	27.873	20.276	20.262	30.036	1'38.447	250,6	12:13'31.766
9	28.054	20.305	20.079	30.129	1'38.567	252,9	12:15'15.101	9	27.792	20.360	20.304	30.096	1'38.552	250,0	12:15'10.318
10	29.074	20.377	20.061	30.305	1'39.817	252,9	12:16'54.918	10	28.305	20.457	20.214	30.634	1'39.610	249,4	12:16'49.928
11	27.642	20.275	20.103	30.086	1'38.106	252,3	12:18'33.024	11	28.404	20.854	20.371	30.070	1'39.699	252,3	12:18'29.627
12	27.733	20.233	19.977	30.105	1'38.048	251,7	12:20'11.072	12	28.073	20.771	20.301	30.184	1'39.329	249,4	12:20'08.956
13	27.723	20.107	19.953	30.009	1'37.792	251,2	12:21'48.864	13	27.952	21.067	20.514	30.152	1'39.685	249,4	12:21'48.641
14	27.953	20.580	20.009	30.017	1'38.559	255,9	12:23'27.423	14	28.045	20.716	20.169	30.182	1'39.112	250,0	12:23'27.753
15	27.782	20.106	20.033	30.175	1'38.096	251,2	12:25'05.519	15	28.077	20.852	20.241	30.106	1'39.276	251,2	12:25'07.029
16	27.859	20.156	20.097	30.152	1'38.264	248,8	12:26'43.783	16	28.065	20.665	20.267	30.060	1'39.057	249,4	12:26'46.086
17	27.861	20.243	20.048	30.039	1'38.191	250,0	12:28'21.974	17	28.526	20.865	20.363	30.358	1'40.112	249,4	12:28'26.198
18	27.862	20.216	20.083	30.261	1'38.422	249,4	12:30'00.396	18	28.103	20.769	20.284	30.206	1'39.362	249,4	12:30'05.560
Race Time 29'38.068								Race Time 29'43.232							

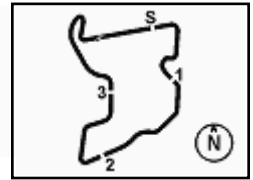
04/03/2023

P = Pits In/Out - C = Lap Time Cancelled

These data/results cannot be reproduced, stored and/or transmitted in whole or in part by any manner of electronic, mechanical, photocopying, recording, broadcasting or otherwise now known or herein after developed without the previous express consent by the copyright owner, except for reproduction in daily press and regular printed publications on sale to the public within 60 days of the event related to those data/results and always provided that copyright symbol appears together as follows below.

© DORNA WSBK ORGANIZATION Srl 2023





Motul Indonesian Round, 3-5 March 2023
Chronological Analysis Race 1

Pertamina Mandalika Circuit 4.300 m

Start at 12:00'22.328

3 / 4

13° 51 A. SARMOON [1'38.553]								16° 77 T. ALBERTO [1'39.951]							
Lap	Seg1	Seg2	Seg3	Seg4	Lap Time	km/h	Local Time	Lap	Seg1	Seg2	Seg3	Seg4	Lap Time	km/h	Local Time
1		21.404	21.049	30.496	1'46.442	219,5	12:02'08.770	1		21.663	20.806	31.007	1'48.873	220,9	12:02'11.201
2	27.962	20.347	20.497	29.896	1'38.702	252,9	12:03'47.472	2	28.702	21.067	20.860	30.914	1'41.543	249,4	12:03'52.744
3	29.071	20.702	20.214	30.367	1'40.354	251,2	12:05'27.826	3	28.784	21.110	20.790	30.984	1'41.668	248,8	12:05'34.412
4	27.953	20.436	20.193	30.198	1'38.780	251,7	12:07'06.606	4	28.410	21.211	20.783	31.122	1'41.526	247,1	12:07'15.938
5	27.928	20.525	20.265	30.238	1'38.956	248,8	12:08'45.562	5	28.611	21.260	20.669	31.071	1'41.611	246,0	12:08'57.549
6	28.036	20.983	20.444	30.012	1'39.475	247,7	12:10'25.037	6	28.285	21.087	20.523	30.928	1'40.823	244,9	12:10'38.372
7	27.926	20.534	20.344	30.078	1'38.882	247,7	12:12'03.919	7	28.596	20.899	20.551	31.056	1'41.102	246,6	12:12'19.474
8	27.825	20.647	20.309	30.838	1'39.619	247,7	12:13'43.538	8	28.668	20.911	20.513	30.796	1'40.888	246,6	12:14'00.362
9	27.955	21.357	20.270	30.070	1'39.652	246,6	12:15'23.190	9	28.307	20.885	20.349	30.849	1'40.390	249,4	12:15'40.752
10	27.937	20.544	20.156	30.069	1'38.706	247,7	12:17'01.896	10	28.422	20.948	20.364	30.522	1'40.256	248,3	12:17'21.008
11	27.945	20.524	20.436	29.816	1'38.721	248,8	12:18'40.617	11	28.281	20.776	20.542	30.770	1'40.369	249,4	12:19'01.377
12	27.699	20.662	20.291	29.901	1'38.553	248,3	12:20'19.170	12	28.434	20.761	20.288	30.468	1'39.951	248,3	12:20'41.328
13	28.059	20.696	20.178	30.178	1'39.111	247,7	12:21'58.281	13	28.203	21.000	20.298	30.899	1'40.400	250,6	12:22'21.728
14	27.725	20.657	20.116	30.098	1'38.596	246,6	12:23'36.877	14	28.298	21.081	20.536	30.651	1'40.566	249,4	12:24'02.294
15	27.970	20.515	20.158	30.033	1'38.676	247,1	12:25'15.553	15	28.376	20.703	20.497	30.751	1'40.327	247,7	12:25'42.621
16	28.001	20.510	20.113	30.029	1'38.653	246,6	12:26'54.206	16	28.375	21.164	20.708	30.893	1'41.140	245,5	12:27'23.761
17	28.197	20.547	20.103	30.323	1'39.170	247,1	12:28'33.376	17	28.787	21.039	20.694	30.569	1'41.089	243,2	12:29'04.850
18	27.857	20.702	20.362	30.865	1'39.786	247,1	12:30'13.162	18	28.466	21.059	20.580	31.354	1'41.459	245,5	12:30'46.309
Race Time 29'50.834								Race Time 30'23.981							

14° 95 T. MACKENZIE [1'38.370]								17° 4 H. TRUELOVE [1'39.836]							
Lap	Seg1	Seg2	Seg3	Seg4	Lap Time	km/h	Local Time	Lap	Seg1	Seg2	Seg3	Seg4	Lap Time	km/h	Local Time
1		21.342	21.348	31.221	1'47.665	212,2	12:02'09.993	1		22.521	21.813	32.069	1'51.976	216,0	12:02'14.304
2	28.439	20.371	20.214	30.310	1'39.334	243,2	12:03'49.327	2	29.248	21.349	20.944	31.448	1'42.989	249,4	12:03'57.293
3	28.241	20.232	20.100	30.222	1'38.795	241,6	12:05'28.122	3	28.672	21.163	20.626	30.988	1'41.449	249,4	12:05'38.742
4	27.969	20.295	20.245	30.390	1'38.899	242,7	12:07'07.021	4	28.483	20.930	20.486	30.695	1'40.594	250,6	12:07'19.336
5	28.048	20.354	20.142	30.423	1'38.967	243,8	12:08'45.988	5	28.217	21.070	20.310	30.955	1'40.552	248,8	12:08'59.888
6	28.309	20.668	20.212	30.387	1'39.576	242,2	12:10'25.564	6	28.102	20.750	20.375	30.671	1'39.898	249,4	12:10'39.786
7	27.837	21.218	20.195	30.249	1'39.499	241,6	12:12'05.063	7	28.039	20.731	20.193	30.873	1'39.836	248,3	12:12'19.622
8	27.993	20.529	20.149	30.648	1'39.319	240,5	12:13'44.382	8	28.161	20.890	20.357	31.058	1'40.466	251,2	12:14'00.088
9	28.334	21.045	20.300	30.288	1'39.967	239,5	12:15'24.349	9	28.196	21.069	20.264	30.703	1'40.232	247,7	12:15'40.320
10	27.996	20.522	20.088	30.058	1'38.664	240,5	12:17'03.013	10	28.071	20.988	20.244	30.534	1'39.837	248,8	12:17'20.157
11	27.968	20.428	19.981	29.993	1'38.370	242,2	12:18'41.383	11	28.100	20.759	20.310	31.529	1'40.698	250,0	12:19'00.855
12	27.898	20.390	20.112	30.029	1'38.429	241,6	12:20'19.812	12	28.269	21.049	20.285	30.609	1'40.212	247,7	12:20'41.067
13	28.090	20.637	20.142	30.136	1'39.005	242,2	12:21'58.817	13	28.138	21.046	20.383	30.744	1'40.311	248,8	12:22'21.378
14	27.883	20.424	20.079	30.031	1'38.417	240,5	12:23'37.234	14	28.073	21.164	20.530	30.670	1'40.437	247,7	12:24'01.815
15	28.058	20.414	20.118	30.369	1'38.959	241,6	12:25'16.193	15	28.195	20.959	20.532	31.302	1'40.988	247,7	12:25'42.803
16	28.044	20.377	20.005	30.101	1'38.527	241,6	12:26'54.720	16	28.385	21.141	20.730	30.940	1'41.196	247,7	12:27'23.999
17	28.019	20.503	20.022	30.348	1'38.892	241,6	12:28'33.612	17	28.770	20.775	22.009	30.882	1'42.436	246,0	12:29'06.435
18	27.993	20.467	20.257	33.497	1'42.214	241,6	12:30'15.826	18	28.148	20.808	20.324	31.069	1'40.349	248,8	12:30'46.784
Race Time 29'53.498								Race Time 30'24.456							

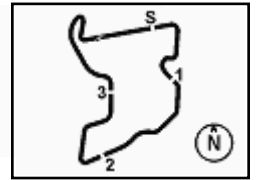
15° 7 A. NORRODIN [1'39.534]								RET 3 R. DE ROSA [1'35.951]							
Lap	Seg1	Seg2	Seg3	Seg4	Lap Time	km/h	Local Time	Lap	Seg1	Seg2	Seg3	Seg4	Lap Time	km/h	Local Time
1		21.436	21.041	31.176	1'47.988	216,9	12:02'10.316	1		21.244	20.458	30.505	1'44.240	214,3	12:02'06.568
2	28.616	20.480	20.389	30.770	1'40.255	247,1	12:03'50.571	2	27.885	20.156	20.080	29.799	1'37.920	253,5	12:03'44.488
3	28.312	20.335	20.242	30.814	1'39.703	243,2	12:05'30.274	3	27.638	19.875	19.816	29.590	1'36.919	251,7	12:05'21.407
4	28.374	20.342	20.413	30.617	1'39.746	242,2	12:07'10.020	4	27.436	19.719	19.967	29.547	1'36.669	251,7	12:06'58.076
5	28.255	20.418	20.364	30.497	1'39.534	240,0	12:08'49.554	5	27.914	19.863	19.891	29.649	1'37.317	252,3	12:08'35.393
6	28.268	20.586	20.366	30.547	1'39.767	241,6	12:10'29.321	6	27.365	19.811	19.740	29.452	1'36.368	250,6	12:10'11.761
7	28.388	20.782	20.468	30.613	1'40.251	241,1	12:12'09.572	7	27.320	19.721	19.718	29.489	1'36.248	249,4	12:11'48.009
8	28.480	20.503	20.518	30.734	1'40.235	240,0	12:13'49.807	8	27.376	19.624	19.640	29.324	1'35.964	250,6	12:13'23.973
9	28.402	20.788	20.518	30.643	1'40.351	240,0	12:15'30.158	9	27.309	19.853	19.722	29.414	1'36.298	251,2	12:15'00.271
10	28.534	20.791	20.480	30.542	1'40.347	240,0	12:17'10.505	10	27.453	19.860	19.606	29.314	1'36.233	249,4	12:16'36.504
11	28.326	20.787	20.552	30.554	1'40.219	239,5	12:18'50.724	11	27.362	19.819	19.586	29.254	1'36.021	250,6	12:18'12.525
12	28.421	20.761	20.570	30.599	1'40.351	240,5	12:20'31.075	12	27.430	19.658	19.761	29.271	1'36.120	250,6	12:19'48.645
13	28.469	20.802	20.524	30.548	1'40.343	238,9	12:22'11.418	13	27.234	19.737	19.612	29.368	1'35.951	251,2	12:21'24.596
14	28.436	20.728	20.489	30.781	1'40.434	238,4	12:23'51.852	14	27.331	19.695	19.734	29.302	1'36.062	250,0	12:23'00.658
15	28.360	20.834	20.556	30.762	1'40.512	240,0	12:25'32.364	15	27.440	19.804	19.817	29.253	1'36.314	250,6	12:24'36.972
16	28.510	20.891	20.691	30.764	1'40.856	237,9	12:27'13.220	16	27.573	19.832	19.792	29.360	1'36.557	250,0	12:26'13.529
17	28.444	20.843	20.641	30.644	1'40.572	237,9	12:28'53.792	17	27.460	19.766	20.093	33.458	1'40.777	249,4	12:27'54.306
18	28.493	20.842	20.766	31.228	1'41.329	238,9	12:30'35.121	Race Time 27'31.978							
Race Time 30'12.793															

04/03/2023

P = Pits In/Out - C = Lap Time Cancelled

These data/results cannot be reproduced, stored and/or transmitted in whole or in part by any manner of electronic, mechanical, photocopying, recording, broadcasting or otherwise now known or herein after developed without the previous express consent by the copyright owner, except for reproduction in daily press and regular printed publications on sale to the public within 60 days of the event related to those data/results and always provided that copyright symbol appears together as follows below.

© DORNA WSBK ORGANIZATION Srl 2023



**Motul Indonesian Round, 3-5 March 2023
Chronological Analysis Race 1**

Start at 12:00'22.328

RET							
29 N. SPINELLI [1'36.094]							
Lap	Seg.1	Seg.2	Seg.3	Seg.4	Lap Time	km/h	Local Time
1		20.906	20.521	29.962	1'43.965	211,4	12:02'06.293
2	27.461	19.997	20.009	29.675	1'37.142	253,5	12:03'43.435
3	27.430	19.648	19.948	29.512	1'36.538	247,1	12:05'19.973
4	27.535	19.681	19.729	29.423	1'36.368	247,7	12:06'56.341
5	27.221	19.691	19.701	29.481	1'36.094	250,6	12:08'32.435
6	27.318	19.776	19.747	29.421	1'36.262	248,8	12:10'08.697
7	27.498	19.863	19.771	29.570	1'36.702	247,1	12:11'45.399
8	27.882	20.073	19.905	29.557	1'37.417	246,6	12:13'22.816
Race Time 13'00.488							

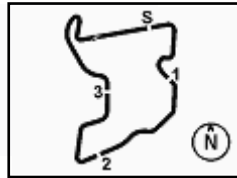
20°							
19 A. MANTOVANI [1'36.713]							
Lap	Seg.1	Seg.2	Seg.3	Seg.4	Lap Time	km/h	Local Time
1		21.206	20.991	30.531	1'46.063	220,0	12:02'08.391
2	28.055	20.275	20.119	30.061	1'38.510	255,3	12:03'46.901
3	27.883	19.939	19.932	29.819	1'37.573	254,7	12:05'24.474
4	27.604	20.212	19.947	29.747	1'37.510	251,7	12:07'01.984
5	27.501	20.200	20.012	29.791	1'37.504	252,3	12:08'39.488
6	27.482	20.173	20.054	29.804	1'37.513	251,7	12:10'17.001
7	27.467	19.891	19.825	29.530	1'36.713	250,6	12:11'53.714
8	27.637	20.138	20.137	3'15.881	4'23.793P	251,7	12:16'17.507
Race Time 15'55.179							

04/03/2023

P = Pits In/Out - C = Lap Time Cancelled

These data/results cannot be reproduced, stored and/or transmitted in whole or in part by any manner of electronic, mechanical, photocopying, recording, broadcasting or otherwise now known or herein after developed without the previous express consent by the copyright owner, except for reproduction in daily press and regular printed publications on sale to the public within 60 days of the event related to those data/results and always provided that copyright symbol appears together as follows below.

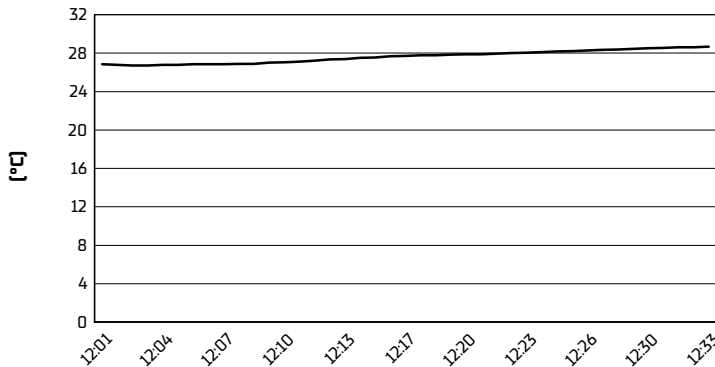
© DORNA WSBK ORGANIZATION Srl 2023



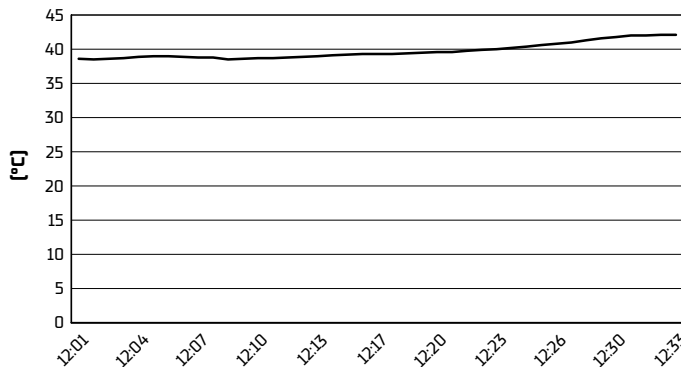
Motul Indonesian Round, 3-5 March 2023
Weather Report Race 1

Session started 12:00 - Session ended 12:33

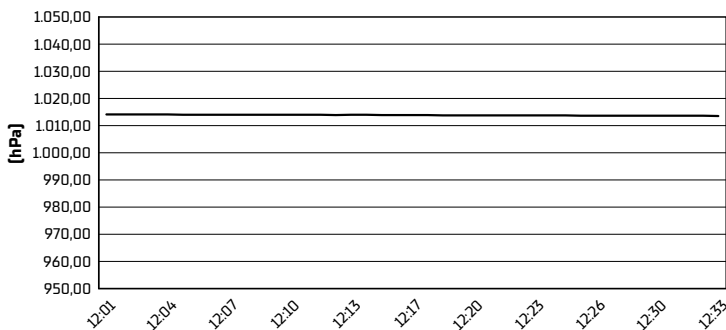
Air Temperature



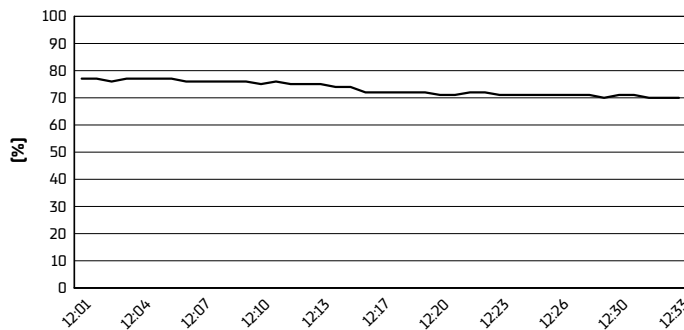
Track Temperature



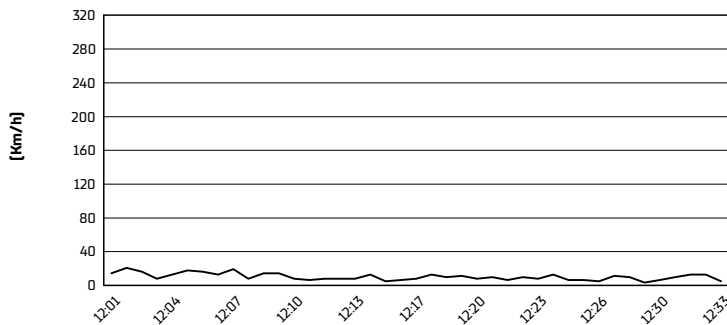
Air Pressure



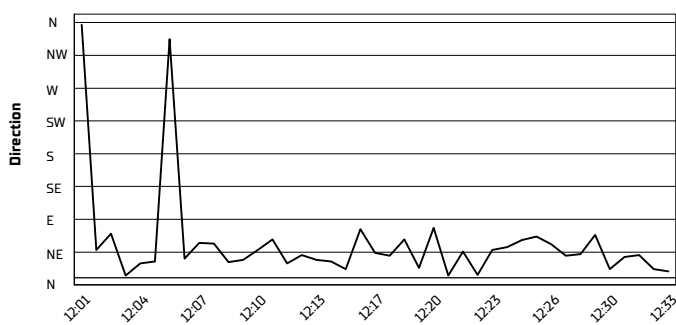
Humidity



Wind Speed



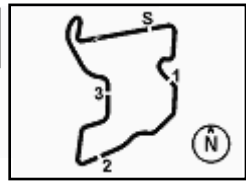
Wind Direction



04/03/2023

These data/results cannot be reproduced, stored and/or transmitted in whole or in part by any manner of electronic, mechanical, photocopying, recording, broadcasting or otherwise now known or herein after developed without the previous express consent by the copyright owner, except for reproduction in daily press and regular printed publications on sale to the public within 60 days of the event related to those data/results and always provided that copyright symbol appears together as follows below.

© DORNA WSBK ORGANIZATION Srl 2023



Motul Indonesian Round, 3-5 March 2023
Manufacturers Standings

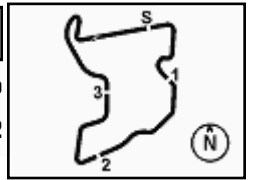
Pertamina Mandalika Circuit 4.300 m

	Points	Points From First	Points From Previous	February 26 PHILIP ISLAND	March 5 MANDALIKA	April 23 ASSEN	May 7 BARCELONA	June 4 MISANO	July 2 DONINGTON PARK	July 26 MOST	September 10 MAGNY-COURS	September 24 ARAGON	October 1 PORTIMAO	October 15 VILLICUM	December 26 TBA			
1 DUCATI	70			25 25 1 1	20 1													
2 KAWASAKI	57	13		16 16 3 3	25 2													
3 YAMAHA	50	20	7	20 20 2 2	10 3													
4 TRIUMPH	36	34	14	13 7 4 5	16 4													
5 MV AGUSTA	35	35	1	9 13 6 4	13 5													
6 HONDA	14	56	21	11 1 5 6	2 6													

04/03/2023 First Line: Championship Standings - Second Line: Ranking Progression

These data/results cannot be reproduced, stored and/or transmitted in whole or in part by any manner of electronic, mechanical, photocopying, recording, broadcasting or otherwise now known or herein after developed without the previous express consent by the copyright owner, except for reproduction in daily press and regular printed publications on sale to the public within 60 days of the event related to those data/results and always provided that copyright symbol appears together as follows below.

© DORNA WSBK ORGANIZATION Srl 2023



Motul Indonesian Round, 3-5 March 2023
Best Lap & Speed

Pertamina Mandalika Circuit 4.300 m

No.	Rider	Nat	Best Lap		FP1		FP2		SP		RC1								
			LL	SPD	LL	SPD	LL	SPD	LL	SPD	LL	SPD							LL
1	11 N. BULEGA Ducati Panigale V2	ITA	1'35.520 55 256,5		1'39.420 9 248,8		1'36.705 20 252,3		1'35.520 8 254,7		1'35.991 18 256,5								
2	64 F. CARICASULO Ducati Panigale V2	ITA	1'35.523 61 256,5		1'41.110 18 250,5		1'36.971 16 251,7		1'35.523 9 254,1		1'35.731 18 256,5								
3	61 C. ONCU Kawasaki ZX-6R	TUR	1'35.612 67 252,9		1'40.784 20 248,8		1'36.729 21 248,8		1'35.612 8 252,9		1'35.728 18 248,2								
4	23 M. SCHROETTER MV Agusta F3 800 RR	GER	1'35.758 54 255,3		1'40.116 7 247,7		1'36.784 20 251,7		1'35.927 9 250,0		1'35.758 18 255,3								
5	66 N. TUULI Triumph Street Triple RS 765	FIN	1'35.827 58 254,7		1'42.727 15 246,0		1'36.751 16 254,7		1'35.915 9 252,9		1'35.827 18 253,5								
6	28 G. VAN STRAALEN Yamaha YZF R6	NED	1'35.845 57 254,1		1'41.079 12 247,7		1'37.137 18 249,4		1'36.065 9 250,5		1'35.845 18 254,1								
7	3 R. DE ROSA Ducati Panigale V2	ITA	1'35.951 56 253,5		1'40.622 13 248,8		1'36.878 17 248,8		1'36.031 9 250,5		1'35.951 17 253,5								
8	29 N. SPINELLI Yamaha YZF R6	ITA	1'36.094 47 253,5		1'39.679 17 243,7		1'37.583 15 246,0		1'36.127 7 250,5		1'36.094 8 253,5								
9	94 V. DEBISE Yamaha YZF R6	FRA	1'36.111 69 256,5		1'41.787 23 248,8		1'37.242 19 250,0		1'37.113 9 252,3		1'36.111 18 256,5								
10	9 J. NAVARRO Yamaha YZF R6	ESP	1'36.196 63 256,5		1'41.801 18 247,7		1'37.025 18 252,3		1'36.196 9 254,1		1'36.830 18 256,5								
11	62 S. MANZI Yamaha YZF R6	ITA	1'36.241 50 256,5		1'39.955 11 248,2		1'36.866 14 249,4		1'36.421 7 250,0		1'36.241 18 256,5								
12	19 A. MANTOVANI Yamaha YZF R6	ITA	1'36.713 52 255,3		1'44.296 17 248,2		1'37.840 18 249,4		1'37.339 9 253,5		1'36.713 8 255,3								
13	32 D. BAYLISS Ducati Panigale V2	AUS	1'36.869 66 255,9		1'42.700 20 247,7		1'38.264 19 252,9		1'37.579 9 252,9		1'36.869 18 255,9								
14	17 J. MCPHEE Kawasaki ZX-6R	GBR	1'36.952 56 251,7		1'44.445 14 247,1		1'38.956 16 250,5		1'36.952 8 251,1		1'37.729 18 251,7								
15	54 B. SOFUOGLU MV Agusta F3 800 RR	TUR	1'37.076 57 255,9		1'42.682 17 251,7		1'37.986 14 255,9		1'37.153 8 254,1		1'37.076 18 255,9								
16	95 T. MACKENZIE Honda CBR600RR	GBR	1'37.892 56 243,7		1'43.138 14 239,4		1'39.369 15 241,0		1'37.892 9 243,7		1'38.370 18 243,7								
17	24 A. WONGTHANANON Yamaha YZF R6	THA	1'38.094 28 248,2		1'44.628 17 244,9		1'39.975 2 247,7		1'38.094 9 248,2										
18	51 A. SARMOON Yamaha YZF R6	THA	1'38.194 61 252,9		1'44.200 16 244,9		1'40.153 18 249,4		1'38.194 9 252,3		1'38.553 18 252,9								
19	4 H. TRUELOVE Triumph Street Triple RS 765	GBR	1'38.536 62 255,3		1'48.039 17 246,5		1'41.501 18 252,9		1'38.536 9 255,3		1'39.836 18 251,1								
20	7 A. NORRODIN Honda CBR600RR	MAS	1'39.199 49 247,1		1'47.557 3 226,4		1'41.383 19 243,7		1'39.199 9 244,9		1'39.534 18 247,1								
21	77 T. ALBERTO Kawasaki ZX-6R	PHI	1'39.951 62 250,5		1'45.401 19 246,5		1'41.388 16 244,3		1'40.636 9 248,2		1'39.951 18 250,5								

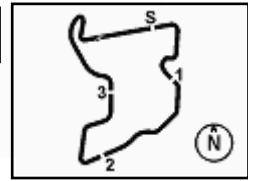
04/03/2023

These data/results cannot be reproduced, stored and/or transmitted in whole or in part by any manner of electronic, mechanical, photocopying, recording, broadcasting or otherwise now known or herein after developed without the previous express consent by the copyright owner, except for reproduction in daily press and regular printed publications on sale to the public within 60 days of the event related to those data/results and always provided that copyright symbol appears together as follows below.

© DORNA WSBK ORGANIZATION Srl 2023

FICR PERUGIA TIMING





Motul Indonesian Round, 3–5 March 2023
Pirelli Best Lap Award

Pertamina Mandalika Circuit 4.300 m

	Points	Points From First	Points From Previous	February 26 PHILIP ISLAND	March 5 MANDALIKA	April 23 ASSEN	May 7 BARCELONA	June 4 MISANO	July 2 DONINGTON PARK	July 26 MOST	September 10 MAGNY-COURS	September 24 ARAGON	October 1 PORTIMAO	October 15 VILLICUM	December 26 TBA			
1 ONCU Can (TUR)	1				1													
2 MANZI Stefano (ITA)	1	0		1														
3 BULEGA Nicolo (ITA)	1	0	0	1														

04/03/2023

First Line: Championship Standings - Second Line: Ranking Progression

These data/results cannot be reproduced, stored and/or transmitted in whole or in part by any manner of electronic, mechanical, photocopying, recording, broadcasting or otherwise now known or herein after developed without the previous express consent by the copyright owner, except for reproduction in daily press and regular printed publications on sale to the public within 60 days of the event related to those data/results and always provided that copyright symbol appears together as follows below.

© DORNA WSBK ORGANIZATION Srl 2023