

**Motul Indonesian Round, 3-5 March 2023**  
**Lap Chart Race 1**

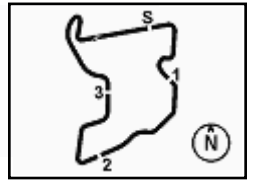
		Lap																	
	1	2	3	4	5	6	7	8	9	10	11	12	13	14	15	16	17	18	
1	61	61	61	61	61	61	61	61	61	61	61	61	61	61	61	61	61	61	61
2	64	66	66	66	66	66	66	64	64	64	66	64	64	64	64	64	64	64	64
3	66	29	29	64	64	64	64	66	66	66	66	64	66	66	66	66	66	66	66
4	29	64	64	29	29	29	29	29	29	3	3	3	3	3	3	3	3	23	23
5	3	3	3	62	3	3	3	3	28	28	28	28	28	28	28	23	11	11	
6	11	62	62	3	28	28	28	28	11	11	11	11	11	11	23	28	3	94	
7	28	11	11	28	11	11	11	11	23	23	23	23	23	23	11	11	94	62	
8	23	28	28	11	62	23	23	94	94	94	94	94	94	94	94	94	62	32	
9	62	23	23	23	23	94	94	23	62	62	62	62	62	62	62	62	32	54	
10	17	9	9	9	94	62	62	62	9	32	32	32	32	32	32	32	54	17	
11	9	17	94	94	9	9	9	9	32	9	9	9	17	17	54	54	17	28	
12	19	94	19	19	19	19	19	32	17	17	17	17	9	54	17	17	28	9	
13	51	19	17	17	32	32	32	17	54	54	54	54	54	9	9	9	9	51	
14	32	51	32	32	17	17	17	54	51	51	51	51	51	51	51	51	51	51	95
15	94	32	54	54	54	54	54	51	95	95	95	95	95	95	95	95	95	95	7
16	54	54	51	51	51	51	51	95	7	7	7	7	7	7	7	7	7	7	77
17	95	95	95	95	95	95	95	7	4	4	4	4	4	4	77	77	77	77	4
18	7	7	7	7	7	7	7	4	77	77	77	77	77	77	4	4	4		
19	77	77	77	77	77	77	77	77											
20	4	4	4	4	4	4	4	19											

Final Result		
1	61 C. ONCU	Laps 18
2	64 F. CARICASULO	3.305
3	66 N. TUULI	4.172
4	23 M. SCHROETTER	7.813
5	11 N. BULEGA	11.558
6	94 V. DEBISE	20.218
7	62 S. MANZI	35.418
8	32 D. BAYLISS	39.987
9	54 B. SOFIOGLU	41.431
10	17 J. MCPHEE	42.621
11	28 G. VAN STRAALLEN	46.092
12	9 J. NAVARRO	46.595
13	51 A. SARMOON	54.197
14	95 T. MACKENZIE	56.861
15	7 A. NORRODIN	1'16.156
16	77 T. ALBERTO	1'27.344
17	4 H. TRUELDOVE	1'27.819
RET	3 R. DE ROSA	1 Lap
RET	29 N. SPINELLI	10 Laps
NS	24 A. WONGTHANANON	
DSQ	19 A. MANTOVANI	10 Laps

04/03/2023

These data/results cannot be reproduced, stored and/or transmitted in whole or in part by any manner of electronic, mechanical, photocopying, recording, broadcasting or otherwise now known or herein after developed without the previous express consent by the copyright owner, except for reproduction in daily press and regular printed publications on sale to the public within 60 days of the event related to those data/results and always provided that copyright symbol appears together as follows below.

© DORNA WSBK ORGANIZATION Srl 2023



**Motul Indonesian Round, 3-5 March 2023**  
**Lap Chart Race 1**

Pertamina Mandalika Circuit 4.300 m

2 / 4

Lap 1		
1	61	C.Oncu 1'42.885
2	64	F.Caricasulo 0.660
3	66	N.Tuuli 0.918
4	29	N.Spinelli 1.080
5	3	R.De Rosa 1.355
6	11	N.Bulega 1.707
7	28	G.van Straalen 1.876
8	23	M.Schroetter 2.089
9	62	S.Manzi 2.239
10	17	J.McPhee 2.769
11	9	J.Navarro 2.893
12	19	A.Mantovani 3.178
13	51	A.Sarmoon 3.557
14	32	O.Bayliss 3.625
15	94	V.Debise 4.294
16	54	B.Sofuoglu 4.470
17	95	T.Mackenzie 4.780
18	7	A.Norrodin 5.103
19	77	T.Alberto 5.988
20	4	H.Truelove 9.091

Lap 2		
1	61	C.Oncu 3'19.736
2	66	N.Tuuli 0.932
3	29	N.Spinelli 1.371
4	64	F.Caricasulo 1.436
5	3	R.De Rosa 2.424
6	62	S.Manzi 2.751
7	11	N.Bulega 3.094
8	28	G.van Straalen 3.256
9	23	M.Schroetter 3.797
10	9	J.Navarro 3.985
11	17	J.McPhee 4.541
12	94	V.Debise 4.619
13	19	A.Mantovani 4.837
14	51	A.Sarmoon 5.408
15	32	O.Bayliss 5.934
16	54	B.Sofuoglu 6.768
17	95	T.Mackenzie 7.263
18	7	A.Norrodin 8.507
19	77	T.Alberto 10.680
20	4	H.Truelove 15.229

Lap 3		
1	61	C.Oncu 4'55.764
2	66	N.Tuuli 0.975
3	29	N.Spinelli 1.881
4	64	F.Caricasulo 1.947
5	3	R.De Rosa 3.315
6	62	S.Manzi 3.539
7	11	N.Bulega 3.781
8	28	G.van Straalen 3.966
9	23	M.Schroetter 4.772
10	9	J.Navarro 4.992
11	94	V.Debise 5.419
12	19	A.Mantovani 6.382
13	17	J.McPhee 6.888
14	32	O.Bayliss 7.704
15	54	B.Sofuoglu 9.458
16	51	A.Sarmoon 9.734
17	95	T.Mackenzie 10.030
18	7	A.Norrodin 12.182
19	77	T.Alberto 16.320
20	4	H.Truelove 20.650

Lap 4		
1	61	C.Oncu 6'32.166
2	66	N.Tuuli 0.887
3	64	F.Caricasulo 1.451
4	29	N.Spinelli 1.847
5	62	S.Manzi 3.378

6	3	R.De Rosa 3.582
7	28	G.van Straalen 3.994
8	11	N.Bulega 4.203
9	23	M.Schroetter 4.985
10	9	J.Navarro 5.420
11	94	V.Debise 5.529
12	19	A.Mantovani 7.490
13	17	J.McPhee 8.299
14	32	O.Bayliss 8.488
15	54	B.Sofuoglu 10.703
16	51	A.Sarmoon 12.112
17	95	T.Mackenzie 12.527
18	7	A.Norrodin 15.526
19	77	T.Alberto 21.444
20	4	H.Truelove 24.842

Lap 5		
1	61	C.Oncu 8'07.894
2	66	N.Tuuli 1.163
3	64	F.Caricasulo 1.454
4	29	N.Spinelli 2.213
5	3	R.De Rosa 5.171
6	28	G.van Straalen 5.429
7	11	N.Bulega 5.689
8	62	S.Manzi 6.049
9	23	M.Schroetter 6.192
10	94	V.Debise 6.400
11	9	J.Navarro 7.613
12	19	A.Mantovani 9.266
13	32	O.Bayliss 10.144
14	17	J.McPhee 10.672
15	54	B.Sofuoglu 12.407
16	51	A.Sarmoon 15.340
17	95	T.Mackenzie 15.766
18	7	A.Norrodin 19.332
19	77	T.Alberto 27.327
20	4	H.Truelove 29.666

Lap 6		
1	61	C.Oncu 9'43.875
2	66	N.Tuuli 1.357
3	64	F.Caricasulo 1.640
4	29	N.Spinelli 2.494
5	3	R.De Rosa 5.558
6	28	G.van Straalen 5.764
7	11	N.Bulega 6.148
8	23	M.Schroetter 6.571
9	94	V.Debise 6.837
10	62	S.Manzi 7.101
11	9	J.Navarro 9.287
12	19	A.Mantovani 10.798
13	32	O.Bayliss 11.068
14	17	J.McPhee 12.436
15	54	B.Sofuoglu 13.733
16	51	A.Sarmoon 18.834
17	95	T.Mackenzie 19.361
18	7	A.Norrodin 23.118
19	77	T.Alberto 32.169
20	4	H.Truelove 33.583

Lap 7		
1	61	C.Oncu 11'19.607
2	66	N.Tuuli 1.627
3	64	F.Caricasulo 1.756
4	29	N.Spinelli 3.464
5	3	R.De Rosa 6.074
6	28	G.van Straalen 6.236
7	11	N.Bulega 6.532
8	23	M.Schroetter 7.053
9	94	V.Debise 7.216
10	62	S.Manzi 7.882
11	9	J.Navarro 11.384
12	19	A.Mantovani 11.779

13	32	O.Bayliss 12.205
14	17	J.McPhee 14.456
15	54	B.Sofuoglu 15.077
16	51	A.Sarmoon 21.984
17	95	T.Mackenzie 23.128
18	7	A.Norrodin 27.637
19	77	T.Alberto 37.539
20	4	H.Truelove 37.687

Lap 8		
1	61	C.Oncu 12'55.524
2	64	F.Caricasulo 1.660
3	66	N.Tuuli 2.021
4	29	N.Spinelli 4.964
5	3	R.De Rosa 6.121
6	28	G.van Straalen 6.405
7	11	N.Bulega 6.795
8	94	V.Debise 7.789
9	23	M.Schroetter 7.851
10	62	S.Manzi 9.147
11	9	J.Navarro 13.914
12	32	O.Bayliss 14.071
13	17	J.McPhee 18.331
14	54	B.Sofuoglu 18.682
15	51	A.Sarmoon 25.686
16	95	T.Mackenzie 26.530
17	7	A.Norrodin 31.955
18	4	H.Truelove 42.236
19	77	T.Alberto 42.510
20	19	A.Mantovani

Lap 9		
1	61	C.Oncu 14'31.491
2	64	F.Caricasulo 1.642
3	66	N.Tuuli 1.881
4	3	R.De Rosa 6.452
5	28	G.van Straalen 6.812
6	11	N.Bulega 7.035
7	23	M.Schroetter 8.044
8	94	V.Debise 8.700
9	62	S.Manzi 10.867
10	9	J.Navarro 16.499
11	32	O.Bayliss 16.617
12	17	J.McPhee 20.844
13	54	B.Sofuoglu 21.282
14	51	A.Sarmoon 29.371
15	95	T.Mackenzie 30.530
16	7	A.Norrodin 36.339
17	4	H.Truelove 46.501
18	77	T.Alberto 46.933

Lap 10		
1	61	C.Oncu 16'07.483
2	64	F.Caricasulo 1.987
3	66	N.Tuuli 2.338
4	3	R.De Rosa 6.693
5	28	G.van Straalen 6.850
6	11	N.Bulega 7.383
7	23	M.Schroetter 8.049
8	94	V.Debise 8.933
9	62	S.Manzi 13.239
10	32	O.Bayliss 19.881
11	9	J.Navarro 20.117
12	17	J.McPhee 22.830
13	54	B.Sofuoglu 25.107
14	51	A.Sarmoon 32.085
15	95	T.Mackenzie 33.202
16	7	A.Norrodin 40.694
17	4	H.Truelove 50.346
18	77	T.Alberto 51.197

Lap 11		
1	61	C.Oncu
2	64	F.Caricasulo
3	66	N.Tuuli
4	29	N.Spinelli
5	3	R.De Rosa
6	28	G.van Straalen
7	11	N.Bulega
8	23	M.Schroetter
9	94	V.Debise
10	62	S.Manzi
11	9	J.Navarro
12	19	A.Mantovani
13	32	O.Bayliss
14	17	J.McPhee
15	54	B.Sofuoglu
16	51	A.Sarmoon
17	95	T.Mackenzie
18	7	A.Norrodin
19	77	T.Alberto
20	4	H.Truelove

1	61	C.Oncu 17'43.944
2	66	N.Tuuli 2.379
3	64	F.Caricasulo 2.609
4	3	R.De Rosa 6.253
5	28	G.van Straalen 6.506
6	11	N.Bulega 6.913
7	23	M.Schroetter 7.346
8	94	V.Debise 9.010
9	62	S.Manzi 14.837
10	32	O.Bayliss 21.352
11	9	J.Navarro 23.355
12	17	J.McPhee 24.098
13	54	B.Sofuoglu 26.752
14	51	A.Sarmoon 34.345
15	95	T.Mackenzie 35.111
16	7	A.Norrodin 44.452
17	4	H.Truelove 54.583
18	77	T.Alberto 55.105

Lap 12		
1	61	C.Oncu 19'19.984
2	64	F.Caricasulo 2.794
3	66	N.Tuuli 3.058
4	3	R.De Rosa 6.333
5	28	G.van Straalen 6.579
6	11	N.Bulega 7.118
7	23	M.Schroetter 7.268
8	94	V.Debise 13.134
9	62	S.Manzi 16.915
10	32	O.Bayliss 23.484
11	9	J.Navarro 26.644
12	17	J.McPhee 26.937
13	54	B.Sofuoglu 28.760
14	51	A.Sarmoon 36.858
15	95	T.Mackenzie 37.500
16	7	A.Norrodin 48.763
17	4	H.Truelove 58.755
18	77	T.Alberto 59.016

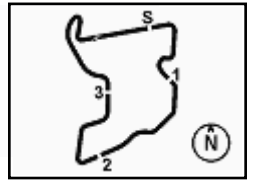
Lap 13		
1	61	C.Oncu 20'55.787
2	64	F.Caricasulo 3.119
3	66	N.Tuuli 3.371
4	3	R.De Rosa 6.481
5	28	G.van Straalen 6.621
6	11	N.Bulega 7.306
7	23	M.Schroetter 7.621
8	94	V.Debise 14.453
9	62	S.Manzi 19.459
10	32	O.Bayliss 26.296
11	17	J.McPhee 29.221
12	9	J.Navarro 30.526
13	54	B.Sofuoglu 30.749
14	51	A.Sarmoon 40.166
15	95	T.Mackenzie 40.702
16	7	A.Norrodin 53.303
17	4	H.Truelove 1'03.263
18	77	T.Alberto 1'03.613

Lap 14		
1	61	C.Oncu 22'31.769
2	64	F.Caricasulo 3.209
3	66	N.Tuuli 3.714
4	3	R.De Rosa 6.561
5	28	G.van Straalen 7.065
6	11	N.Bulega 7.698
7	23	M.Schroetter 7.840
8	94	V.Debise 15.586
9	62	S.Manzi 22.085
10	32	O.Bayliss 30.435
11	17	J.McPhee 31.582
12	54	B.Sofuoglu 33.326
13	9	J.Navarro 33.656

04/03/2023

These data/results cannot be reproduced, stored and/or transmitted in whole or in part by any manner of electronic, mechanical, photocopying, recording, broadcasting or otherwise now known or herein after developed without the previous express consent by the copyright owner, except for reproduction in daily press and regular printed publications on sale to the public within 60 days of the event related to those data/results and always provided that copyright symbol appears together as follows below.

© DORNA WSBK ORGANIZATION Srl 2023



**Motul Indonesian Round, 3-5 March 2023**  
**Lap Chart Race 1**

14	<b>51</b>	A.Sarmoon	42.780	6	<b>94</b>	V.Debise	20.218
15	<b>95</b>	T.Mackenzie	43.137	7	<b>62</b>	S.Manzi	35.418
16	<b>7</b>	A.Norrodin	57.755	8	<b>32</b>	O.Bayliss	39.987
17	<b>4</b>	H.Truelove	1'07.718	9	<b>54</b>	B.Sofuoglu	41.431
18	<b>77</b>	T.Alberto	1'08.197	10	<b>17</b>	J.McPhee	42.621

**Lap 15**

1	<b>61</b>	C.Oncu	24'07.533	11	<b>28</b>	G.van Straalen	46.092
2	<b>64</b>	F.Caricasulo	3.538	12	<b>9</b>	J.Navarro	46.595
3	<b>66</b>	N.Tuuli	3.980	13	<b>51</b>	A.Sarmoon	54.197
4	<b>3</b>	R.De Rosa	7.111	14	<b>95</b>	T.Mackenzie	56.861
5	<b>28</b>	G.van Straalen	7.299	15	<b>7</b>	A.Norrodin	1'16.156
6	<b>23</b>	M.Schroetter	8.029	16	<b>77</b>	T.Alberto	1'27.344
7	<b>11</b>	N.Bulega	8.356	17	<b>4</b>	H.Truelove	1'27.819
8	<b>94</b>	V.Debise	16.753				
9	<b>62</b>	S.Manzi	25.329				
10	<b>32</b>	O.Bayliss	32.978				
11	<b>54</b>	B.Sofuoglu	35.658				
12	<b>17</b>	J.McPhee	36.017				
13	<b>9</b>	J.Navarro	37.168				
14	<b>51</b>	A.Sarmoon	45.692				
15	<b>95</b>	T.Mackenzie	46.332				
16	<b>7</b>	A.Norrodin	1'02.503				
17	<b>77</b>	T.Alberto	1'12.760				
18	<b>4</b>	H.Truelove	1'12.942				

**Lap 16**

1	<b>61</b>	C.Oncu	25'43.552
2	<b>64</b>	F.Caricasulo	3.500
3	<b>66</b>	N.Tuuli	3.884
4	<b>3</b>	R.De Rosa	7.649
5	<b>23</b>	M.Schroetter	8.177
6	<b>28</b>	G.van Straalen	8.432
7	<b>11</b>	N.Bulega	8.688
8	<b>94</b>	V.Debise	18.251
9	<b>62</b>	S.Manzi	28.931
10	<b>32</b>	O.Bayliss	35.500
11	<b>54</b>	B.Sofuoglu	37.903
12	<b>17</b>	J.McPhee	38.221
13	<b>9</b>	J.Navarro	40.206
14	<b>51</b>	A.Sarmoon	48.326
15	<b>95</b>	T.Mackenzie	48.840
16	<b>7</b>	A.Norrodin	1'07.340
17	<b>77</b>	T.Alberto	1'17.881
18	<b>4</b>	H.Truelove	1'18.119

**Lap 17**

1	<b>61</b>	C.Oncu	27'19.761
2	<b>64</b>	F.Caricasulo	3.885
3	<b>66</b>	N.Tuuli	4.062
4	<b>23</b>	M.Schroetter	8.448
5	<b>11</b>	N.Bulega	11.563
6	<b>3</b>	R.De Rosa	12.217
7	<b>94</b>	V.Debise	19.461
8	<b>62</b>	S.Manzi	32.721
9	<b>32</b>	O.Bayliss	37.897
10	<b>54</b>	B.Sofuoglu	39.885
11	<b>17</b>	J.McPhee	40.193
12	<b>28</b>	G.van Straalen	41.969
13	<b>9</b>	J.Navarro	44.109
14	<b>51</b>	A.Sarmoon	51.287
15	<b>95</b>	T.Mackenzie	51.523
16	<b>7</b>	A.Norrodin	1'11.703
17	<b>77</b>	T.Alberto	1'22.761
18	<b>4</b>	H.Truelove	1'24.346

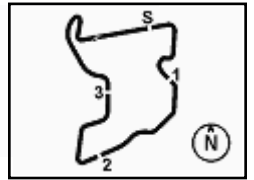
**Lap 18**

1	<b>61</b>	C.Oncu	28'56.637
2	<b>64</b>	F.Caricasulo	3.305
3	<b>66</b>	N.Tuuli	4.172
4	<b>23</b>	M.Schroetter	7.813
5	<b>11</b>	N.Bulega	11.558

04/03/2023

These data/results cannot be reproduced, stored and/or transmitted in whole or in part by any manner of electronic, mechanical, photocopying, recording, broadcasting or otherwise now known or herein after developed without the previous express consent by the copyright owner, except for reproduction in daily press and regular printed publications on sale to the public within 60 days of the event related to those data/results and always provided that copyright symbol appears together as follows below.

© DORNA WSBK ORGANIZATION Srl 2023



**Motul Indonesian Round, 3-5 March 2023**  
**Lap Chart Race 1**

Pertamina Mandalika Circuit 4.300 m

4 / 4

**Race Pace Comparison**

	61 Onc	64 Car	66 Tuu	23 Sch	11 Bul	94 Deb	62 Man	32 Bay	54 Sof	17 McP	28 vSt	9 Nav	51 Sar	95 Mac
1	1'42.885	1'43.545	1'43.803	1'44.974	1'44.592	1'47.179	1'45.124	1'46.510	1'47.355	1'45.654	1'44.761	1'45.778	1'46.442	1'47.665
2	1'36.851	1'37.627	1'36.865	1'38.559	1'38.238	1'37.176	1'37.363	1'39.160	1'39.149	1'38.623	1'38.231	1'37.943	1'38.702	1'39.334
3	1'36.028	1'36.539	1'36.071	1'37.003	1'36.715	1'36.828	1'36.816	1'37.798	1'38.718	1'38.375	1'36.738	1'37.035	1'40.354	1'38.795
4	1'36.402	1'35.906	1'36.314	1'36.615	1'36.824	1'36.512	<b>1'36.241</b>	1'37.186	1'37.647	1'37.813	1'36.430	<b>1'36.830</b>	1'38.780	1'38.899
5	<b>1'35.728</b>	<b>1'35.731</b>	1'36.004	1'36.935	1'37.214	1'36.599	1'38.399	1'37.384	1'37.432	1'38.101	1'37.163	1'37.921	1'38.956	1'38.967
6	1'35.981	1'36.167	1'36.175	1'36.360	1'36.440	1'36.418	1'37.033	1'36.905	1'37.307	1'37.745	1'36.316	1'37.655	1'39.475	1'39.576
7	1'35.732	1'35.848	1'36.002	1'36.214	1'36.116	<b>1'36.111</b>	1'36.513	<b>1'36.869</b>	<b>1'37.076</b>	1'37.752	1'36.204	1'37.829	1'38.882	1'39.499
8	1'35.917	1'35.821	1'36.311	1'36.715	1'36.180	1'36.490	1'37.182	1'37.783	1'39.522	1'39.792	1'36.086	1'38.447	1'39.619	1'39.319
9	1'35.967	1'35.949	<b>1'35.827</b>	1'36.160	1'36.207	1'36.878	1'37.687	1'38.513	1'38.567	1'38.480	1'36.374	1'38.552	1'39.652	1'39.967
10	1'35.992	1'36.337	1'36.449	1'35.997	1'36.340	1'36.225	1'38.364	1'39.256	1'39.817	1'37.978	1'36.030	1'39.610	1'38.706	1'38.664
11	1'36.461	1'37.083	1'36.502	<b>1'35.758</b>	<b>1'35.991</b>	1'36.538	1'38.059	1'37.932	1'38.106	<b>1'37.729</b>	1'36.117	1'39.699	1'38.721	<b>1'38.370</b>
12	1'36.040	1'36.225	1'36.719	1'35.962	1'36.245	1'40.164	1'38.118	1'38.172	1'38.048	1'38.879	1'36.113	1'39.329	<b>1'38.553</b>	1'38.429
13	1'35.803	1'36.128	1'36.116	1'36.156	<b>1'35.991</b>	1'37.122	1'38.347	1'38.615	1'37.792	1'38.087	<b>1'35.845</b>	1'39.685	1'39.111	1'39.005
14	1'35.982	1'36.072	1'36.325	1'36.201	1'36.374	1'37.115	1'38.608	1'40.121	1'38.559	1'38.343	1'36.426	1'39.112	1'38.596	1'38.417
15	1'35.764	1'36.093	1'36.030	1'35.953	1'36.422	1'36.931	1'39.008	1'38.307	1'38.096	1'40.199	1'35.998	1'39.276	1'38.676	1'38.959
16	1'36.019	1'35.981	1'35.923	1'36.167	1'36.351	1'37.517	1'39.621	1'38.541	1'38.264	1'38.223	1'37.152	1'39.057	1'38.653	1'38.527
17	1'36.209	1'36.594	1'36.387	1'36.480	1'39.084	1'37.419	1'39.999	1'38.606	1'38.191	1'38.181	2'09.746	1'40.112	1'39.170	1'38.892
18	1'36.876	1'36.296	1'36.986	1'36.241	1'36.871	1'37.633	1'39.573	1'38.966	1'38.422	1'39.304	1'40.999	1'39.362	1'39.786	1'42.214

	7 Nor	77 Alb	4 Tru	3 DeR	29 Spi	19 Mat
1	1'47.988	1'48.873	1'51.976	1'44.240	1'43.965	1'46.063
2	1'40.255	1'41.543	1'42.989	1'37.920	1'37.142	1'38.510
3	1'39.703	1'41.668	1'41.449	1'36.919	1'36.538	1'37.573
4	1'39.746	1'41.526	1'40.594	1'36.669	1'36.368	1'37.510
5	<b>1'39.534</b>	1'41.611	1'40.552	1'37.317	<b>1'36.094</b>	1'37.504
6	1'39.767	1'40.823	1'39.898	1'36.368	1'36.262	1'37.513
7	1'40.251	1'41.102	<b>1'39.836</b>	1'36.248	1'36.702	<b>1'36.713</b>
8	1'40.235	1'40.888	1'40.466	1'35.964	1'37.417	4'23.793
9	1'40.351	1'40.390	1'40.232	1'36.298		
10	1'40.347	1'40.256	1'39.837	1'36.233		
11	1'40.219	1'40.369	1'40.698	1'36.021		
12	1'40.351	<b>1'39.951</b>	1'40.212	1'36.120		
13	1'40.343	1'40.400	1'40.311	<b>1'35.951</b>		
14	1'40.434	1'40.566	1'40.437	1'36.062		
15	1'40.512	1'40.327	1'40.988	1'36.314		
16	1'40.856	1'41.140	1'41.196	1'36.557		
17	1'40.572	1'41.089	1'42.436	1'40.777		
18	1'41.329	1'41.459	1'40.349			

04/03/2023

These data/results cannot be reproduced, stored and/or transmitted in whole or in part by any manner of electronic, mechanical, photocopying, recording, broadcasting or otherwise now known or herein after developed without the previous express consent by the copyright owner, except for reproduction in daily press and regular printed publications on sale to the public within 60 days of the event related to those data/results and always provided that copyright symbol appears together as follows below.

© DORNA WSBK ORGANIZATION Srl 2023

FICR PERUGIA TIMING

