

Motul Indonesian Round, 3-5 March 2023

Chronological Analysis Race 2

Pertamina Mandalika Circuit 4.300 m

Start at 12:05:15.242

1 / 4

1° 64 F. CARICASULO [1'35.655]								4° 61 C. ONCU [1'35.689]							
Lap	Seg1	Seg2	Seg3	Seg4	Lap Time	km/h	Local Time	Lap	Seg1	Seg2	Seg3	Seg4	Lap Time	km/h	Local Time
1		19.926	19.955	29.326	1'39.812	213,0	12:06'55.054	1		19.805	19.658	29.210	1'39.449	210,9	12:06'54.691
2	27.373	19.828	19.587	29.219	1'36.007	255,3	12:08'31.061	2	27.277	19.728	19.546	29.329	1'35.880	248,8	12:08'30.571
3	27.287	19.718	19.643	29.338	1'35.986	254,7	12:10'07.047	3	27.292	19.670	19.578	29.149	1'35.689	251,7	12:10'06.260
4	27.382	19.704	19.661	29.326	1'36.073	257,1	12:11'43.120	4	27.268	19.725	19.508	29.270	1'35.771	248,3	12:11'42.031
5	27.305	19.646	19.716	29.288	1'35.955	255,9	12:13'19.075	5	27.485	19.650	19.613	29.408	1'36.156	248,3	12:13'18.187
6	27.376	19.727	19.646	29.218	1'35.967	255,9	12:14'55.042	6	27.431	19.855	19.561	29.386	1'36.233	248,3	12:14'54.420
7	27.394	19.642	19.588	29.574	1'36.198	252,3	12:16'31.240	7	27.438	19.902	19.457	29.252	1'36.049	247,1	12:16'30.469
8	27.292	19.757	19.631	29.334	1'36.014	252,9	12:18'07.254	8	27.378	19.864	19.546	29.245	1'36.033	247,1	12:18'06.502
9	27.312	19.848	19.627	29.367	1'36.154	254,7	12:19'43.408	9	27.434	19.824	19.512	29.276	1'36.046	248,3	12:19'42.548
10	27.357	19.628	20.012	29.227	1'36.224	253,5	12:21'19.632	10	27.310	19.821	19.530	29.344	1'36.005	248,8	12:21'18.553
11	27.198	19.672	19.689	29.255	1'35.814	256,5	12:22'55.446	11	27.365	19.814	19.615	29.223	1'36.017	248,3	12:22'54.570
12	27.210	19.621	19.585	29.239	1'35.655	254,7	12:24'31.101	12	27.321	19.871	19.486	29.351	1'36.029	247,7	12:24'30.599
13	27.364	19.758	19.796	29.781	1'36.699	256,5	12:26'07.800	13	27.359	20.119	19.880	29.694	1'37.052	249,4	12:26'07.651
14	27.439	19.789	19.599	29.242	1'36.069	255,9	12:27'43.869	14	27.812	19.864	19.585	29.324	1'36.585	248,3	12:27'44.236
15	27.280	19.641	19.610	29.274	1'35.805	254,1	12:29'19.674	15	27.343	19.793	19.816	29.237	1'36.189	248,8	12:29'20.425
16	27.236	19.657	19.592	29.352	1'35.837	254,7	12:30'55.511	16	27.669	19.957	19.830	29.246	1'36.702	250,0	12:30'57.127
17	27.348	19.545	19.624	29.365	1'35.882	255,3	12:32'31.393	17	27.410	19.706	19.561	29.540	1'36.217	254,7	12:32'33.344
18	27.280	19.421	19.623	29.509	1'35.833	255,3	12:34'07.226	18	27.625	20.026	19.666	29.713	1'37.030	249,4	12:34'10.374
Race Time 28'51.984								Race Time 28'55.132							

2° 62 S. MANZI [1'35.416]								5° 23 M. SCHROETTER [1'35.839]							
Lap	Seg1	Seg2	Seg3	Seg4	Lap Time	km/h	Local Time	Lap	Seg1	Seg2	Seg3	Seg4	Lap Time	km/h	Local Time
1		19.864	19.831	29.647	1'40.815	215,1	12:06'56.057	1		19.947	19.821	29.713	1'41.314	213,0	12:06'56.556
2	27.588	19.626	19.671	29.256	1'36.141	255,9	12:08'32.198	2	27.551	19.707	19.855	29.437	1'36.550	252,3	12:08'33.106
3	27.298	19.758	19.878	29.231	1'36.165	251,7	12:10'08.363	3	27.358	19.780	19.740	29.844	1'36.722	252,9	12:10'09.828
4	27.426	19.668	19.574	29.105	1'35.773	250,0	12:11'44.136	4	27.416	19.745	19.720	29.450	1'36.331	251,2	12:11'46.159
5	27.118	19.547	19.562	29.189	1'35.416	252,3	12:13'19.552	5	27.342	19.564	19.717	29.416	1'36.039	250,6	12:13'22.198
6	27.379	19.483	19.572	29.264	1'35.698	252,9	12:14'55.250	6	27.288	19.632	19.743	29.404	1'36.067	252,9	12:14'58.265
7	27.391	19.645	19.634	29.629	1'36.299	251,7	12:16'31.549	7	27.477	19.924	19.995	29.649	1'37.045	252,9	12:16'35.310
8	27.433	19.692	19.642	29.233	1'36.000	251,2	12:18'07.549	8	27.401	19.534	19.763	29.602	1'36.300	252,9	12:18'11.610
9	27.279	19.814	19.591	29.414	1'36.098	252,9	12:19'43.647	9	27.387	19.757	19.779	29.554	1'36.477	252,3	12:19'48.087
10	27.374	19.460	19.741	29.230	1'35.805	254,7	12:21'19.452	10	27.271	19.565	19.661	29.342	1'35.839	252,9	12:21'23.926
11	27.206	19.712	19.616	29.139	1'35.673	251,2	12:22'55.125	11	27.383	19.687	19.735	29.438	1'36.243	249,4	12:23'00.169
12	27.270	19.684	19.568	29.201	1'35.723	249,4	12:24'30.848	12	27.333	19.747	19.712	29.444	1'36.236	249,4	12:24'36.405
13	27.281	19.916	19.727	29.234	1'36.158	251,2	12:26'07.006	13	27.550	19.667	19.570	29.339	1'36.126	250,0	12:26'12.531
14	27.244	19.986	19.629	29.143	1'36.002	248,3	12:27'43.008	14	27.390	19.635	19.617	29.406	1'36.048	248,8	12:27'48.579
15	27.264	19.863	19.602	29.284	1'36.013	249,4	12:29'19.021	15	27.372	19.736	19.689	29.384	1'36.181	248,8	12:29'24.760
16	27.222	19.791	19.632	29.298	1'35.943	250,6	12:30'54.964	16	27.312	19.660	19.736	29.599	1'36.307	250,6	12:31'01.067
17	27.474	19.860	19.593	29.179	1'36.106	251,2	12:32'31.070	17	27.375	19.449	19.845	29.437	1'36.106	252,3	12:32'37.173
18	27.096	19.958	19.838	29.589	1'36.481	250,6	12:34'07.551	18	27.392	19.667	19.705	29.488	1'36.252	251,2	12:34'13.425
Race Time 28'52.309								Race Time 28'58.183							

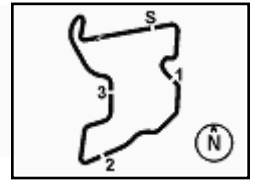
3° 11 N. BULEGA [1'35.741]								6° 66 N. TUULI [1'36.143]							
Lap	Seg1	Seg2	Seg3	Seg4	Lap Time	km/h	Local Time	Lap	Seg1	Seg2	Seg3	Seg4	Lap Time	km/h	Local Time
1		19.777	19.684	29.417	1'39.250	210,5	12:06'54.492	1		19.844	19.875	29.603	1'40.915	210,1	12:06'56.157
2	27.347	19.654	19.591	29.422	1'36.014	251,2	12:08'30.506	2	27.592	19.734	19.900	29.357	1'36.583	255,3	12:08'32.740
3	27.570	19.633	19.712	29.400	1'36.315	252,3	12:10'06.821	3	27.548	19.650	19.752	29.400	1'36.350	256,5	12:10'09.090
4	27.345	19.618	19.713	29.371	1'36.047	252,3	12:11'42.868	4	27.542	19.638	19.742	29.403	1'36.325	255,3	12:11'45.415
5	27.361	19.739	19.644	29.351	1'36.095	252,3	12:13'18.963	5	27.460	19.753	19.715	29.215	1'36.143	252,3	12:13'21.558
6	27.794	19.659	19.820	29.365	1'36.638	252,9	12:14'55.601	6	27.367	19.815	19.671	29.386	1'36.239	253,5	12:14'57.797
7	27.457	19.512	19.704	29.514	1'36.187	252,3	12:16'31.788	7	27.709	20.018	19.784	29.334	1'36.845	254,1	12:16'34.642
8	27.527	19.751	19.671	29.518	1'36.467	254,1	12:18'08.255	8	27.356	19.839	19.870	29.477	1'36.542	249,4	12:18'11.184
9	27.555	19.647	19.606	29.421	1'36.229	254,1	12:19'44.484	9	27.454	19.982	19.786	29.368	1'36.590	250,0	12:19'47.774
10	27.319	19.605	19.653	29.365	1'35.942	253,5	12:21'20.426	10	27.339	19.876	19.863	29.285	1'36.363	250,0	12:21'24.137
11	27.354	19.622	19.704	29.423	1'36.103	253,5	12:22'56.529	11	27.439	19.752	19.755	29.458	1'36.404	253,5	12:23'00.541
12	27.441	19.633	19.632	29.407	1'36.113	252,3	12:24'32.642	12	27.393	19.820	19.719	29.334	1'36.266	251,2	12:24'36.807
13	27.340	19.701	19.682	29.456	1'36.179	253,5	12:26'08.821	13	27.414	19.714	19.710	29.345	1'36.183	252,9	12:26'12.990
14	27.343	19.598	19.701	29.404	1'36.046	251,7	12:27'44.867	14	27.259	19.780	19.793	29.399	1'36.231	251,7	12:27'49.221
15	27.359	19.536	19.614	29.472	1'35.981	251,2	12:29'20.848	15	27.454	19.741	19.821	29.435	1'36.451	249,4	12:29'25.672
16	27.556	19.650	19.657	29.278	1'36.141	255,3	12:30'56.989	16	27.471	19.946	19.837	29.536	1'36.790	251,7	12:31'02.462
17	27.336	19.509	19.602	29.294	1'35.741	252,9	12:32'32.730	17	27.343	19.766	19.847	29.526	1'36.482	251,7	12:32'38.944
18	27.297	19.491	19.652	29.602	1'36.042	252,3	12:34'08.772	18	27.408	19.986	19.734	29.607	1'36.735	250,6	12:34'15.679
Race Time 28'53.530								Race Time 29'00.437							

05/03/2023

P = Pits In/Out - C = Lap Time Cancelled

These data/results cannot be reproduced, stored and/or transmitted in whole or in part by any manner of electronic, mechanical, photocopying, recording, broadcasting or otherwise now known or herein after developed without the previous express consent by the copyright owner, except for reproduction in daily press and regular printed publications on sale to the public within 60 days of the event related to those data/results and always provided that copyright symbol appears together as follows below.

© DORNA WSBK ORGANIZATION Srl 2023



Motul Indonesian Round, 3-5 March 2023
Chronological Analysis Race 2

Pertamina Mandalika Circuit 4.300 m

Start at 12:05:15.242

2 / 4

7° 3 R. DE ROSA [1'36.127]								10° 54 B. SOFUOGLU [1'37.159]							
Lap	Seg1	Seg2	Seg3	Seg4	Lap Time	km/h	Local Time	Lap	Seg1	Seg2	Seg3	Seg4	Lap Time	km/h	Local Time
1		19.829	19.920	29.502	1'40.599	213,4	12:06'55.841	1		20.080	20.293	30.271	1'43.206	218,6	12:06'58.448
2	27.739	19.675	19.967	29.419	1'36.800	251,2	12:08'32.641	2	27.584	20.158	20.031	29.987	1'37.760	253,5	12:08'36.208
3	27.533	19.634	19.758	29.374	1'36.299	252,3	12:10'08.940	3	27.465	20.024	19.914	30.010	1'37.413	254,7	12:10'13.621
4	27.501	19.608	19.741	29.438	1'36.288	251,2	12:11'45.228	4	27.495	20.053	19.999	29.937	1'37.484	254,1	12:11'51.105
5	27.397	19.639	19.686	29.405	1'36.127	252,3	12:13'21.355	5	27.543	19.781	19.950	30.076	1'37.350	257,1	12:13'28.455
6	27.469	19.733	19.622	29.502	1'36.326	251,2	12:14'57.681	6	27.590	20.114	19.782	29.882	1'37.368	251,7	12:15'05.823
7	27.697	20.174	19.887	29.500	1'37.258	251,2	12:16'34.939	7	27.541	20.102	19.943	29.894	1'37.480	251,2	12:16'43.303
8	27.561	19.736	19.930	29.611	1'36.838	252,9	12:18'11.777	8	27.653	20.075	19.907	29.987	1'37.622	252,3	12:18'20.925
9	27.574	19.714	19.678	30.172	1'37.138	250,0	12:19'48.915	9	27.653	20.174	19.755	29.916	1'37.498	251,2	12:19'58.423
10	28.419	20.041	19.696	29.373	1'37.529	248,8	12:21'26.444	10	27.395	20.143	19.801	29.820	1'37.159	252,9	12:21'35.582
11	27.430	19.801	19.647	29.337	1'36.215	250,6	12:23'02.659	11	27.430	20.216	19.813	30.019	1'37.478	252,3	12:23'13.060
12	27.504	19.734	19.619	29.379	1'36.236	251,7	12:24'38.895	12	27.456	20.176	19.814	29.991	1'37.437	252,3	12:24'50.497
13	27.577	19.654	19.697	29.432	1'36.360	252,3	12:26'15.255	13	27.519	20.195	19.890	30.042	1'37.646	252,3	12:26'28.143
14	27.346	19.814	19.720	29.446	1'36.326	251,2	12:27'51.581	14	27.540	20.146	19.831	29.850	1'37.367	252,3	12:28'05.510
15	27.492	19.888	19.629	29.456	1'36.465	251,2	12:29'28.046	15	27.582	20.238	19.873	30.559	1'38.252	251,7	12:29'43.762
16	27.399	19.853	19.721	29.504	1'36.477	252,3	12:31'04.523	16	27.547	20.167	19.995	29.929	1'37.638	254,1	12:31'21.400
17	27.361	19.838	19.744	29.372	1'36.315	253,5	12:32'40.838	17	27.515	20.201	19.832	29.863	1'37.411	254,1	12:32'58.811
18	27.465	19.818	19.780	29.690	1'36.753	252,9	12:34'17.591	18	27.579	20.106	19.821	29.906	1'37.412	252,3	12:34'36.223

Race Time 29'02.349

8° 9 J. NAVARRO [1'36.149]								11° 17 J. MCPHEE [1'37.073]							
Lap	Seg1	Seg2	Seg3	Seg4	Lap Time	km/h	Local Time	Lap	Seg1	Seg2	Seg3	Seg4	Lap Time	km/h	Local Time
1		20.106	19.719	29.663	1'41.648	212,2	12:06'56.890	1		20.180	20.259	30.188	1'43.667	212,2	12:06'58.909
2	27.613	19.971	19.748	29.434	1'36.766	256,5	12:08'33.656	2	27.796	20.277	19.927	29.830	1'37.830	252,3	12:08'36.739
3	27.416	19.796	19.694	29.646	1'36.552	255,9	12:10'10.208	3	27.639	20.206	19.899	29.831	1'37.575	252,3	12:10'14.314
4	27.537	19.783	19.660	29.461	1'36.441	256,5	12:11'46.649	4	27.620	19.898	19.946	29.861	1'37.325	251,2	12:11'51.639
5	27.426	19.774	19.720	29.459	1'36.379	255,3	12:13'23.028	5	27.610	19.944	20.021	29.797	1'37.372	251,7	12:13'29.011
6	27.462	19.825	19.690	29.307	1'36.284	249,4	12:14'59.312	6	27.667	20.085	19.982	29.841	1'37.575	253,5	12:15'06.586
7	27.297	19.811	19.704	29.423	1'36.235	250,6	12:16'35.547	7	27.635	19.988	19.940	29.709	1'37.272	250,6	12:16'43.858
8	27.466	19.868	19.670	29.424	1'36.428	252,9	12:18'11.975	8	27.637	20.088	19.905	30.030	1'37.660	251,7	12:18'21.518
9	27.516	19.717	19.681	29.669	1'36.583	254,7	12:19'48.558	9	27.736	20.090	19.955	29.928	1'37.709	251,7	12:19'59.227
10	27.393	19.806	19.833	29.301	1'36.333	251,7	12:21'24.891	10	27.584	20.009	19.790	29.690	1'37.073	251,7	12:21'36.300
11	27.302	19.996	19.706	29.320	1'36.324	252,3	12:23'01.215	11	27.504	19.945	19.858	29.794	1'37.101	251,2	12:23'13.401
12	27.321	19.830	19.683	29.315	1'36.149	251,2	12:24'37.364	12	27.513	20.057	19.934	29.953	1'37.457	251,7	12:24'50.858
13	27.493	19.912	19.751	29.354	1'36.510	251,2	12:26'13.874	13	27.554	20.171	19.876	30.018	1'37.619	251,7	12:26'28.477
14	27.392	19.898	19.761	29.374	1'36.425	250,0	12:27'50.299	14	27.645	19.999	19.909	29.881	1'37.434	252,3	12:28'05.911
15	32.388	20.236	20.004	29.801	1'42.429	249,4	12:29'32.728	15	27.648	20.079	20.338	30.161	1'38.226	249,4	12:29'44.137
16	27.452	20.227	19.771	29.594	1'37.044	250,6	12:31'09.772	16	27.741	20.059	19.933	29.970	1'37.703	251,7	12:31'21.840
17	27.578	20.182	19.792	29.801	1'37.353	251,2	12:32'47.125	17	27.561	20.039	19.990	29.814	1'37.404	251,7	12:32'59.244
18	27.844	20.445	20.000	30.132	1'38.421	250,6	12:34'25.546	18	27.634	19.883	19.887	30.047	1'37.451	251,7	12:34'36.695

Race Time 29'10.304

9° 29 N. SPINELLI [1'36.452]								12° 32 O. BAYLISS [1'37.237]							
Lap	Seg1	Seg2	Seg3	Seg4	Lap Time	km/h	Local Time	Lap	Seg1	Seg2	Seg3	Seg4	Lap Time	km/h	Local Time
1		20.006	19.884	29.661	1'41.539	210,9	12:06'56.781	1		20.177	19.992	29.796	1'42.245	216,0	12:06'57.487
2	27.556	19.784	19.797	29.515	1'36.652	254,7	12:08'33.433	2	27.878	20.087	19.834	29.884	1'37.683	255,3	12:08'35.170
3	27.455	19.733	19.723	29.728	1'36.639	253,5	12:10'10.072	3	27.496	20.137	19.999	30.097	1'37.729	252,3	12:10'12.899
4	27.461	19.732	19.745	29.530	1'36.468	252,3	12:11'46.540	4	27.793	20.254	19.960	29.891	1'37.898	251,2	12:11'50.797
5	27.738	19.660	19.858	29.598	1'36.854	253,5	12:13'23.394	5	27.625	20.016	20.184	30.035	1'37.860	250,6	12:13'28.657
6	27.386	19.754	19.713	29.599	1'36.452	251,2	12:14'59.846	6	27.634	20.147	19.884	29.899	1'37.564	252,9	12:15'06.221
7	27.542	19.801	19.768	29.606	1'36.717	248,3	12:16'36.563	7	27.619	19.872	19.821	29.925	1'37.237	248,8	12:16'43.458
8	27.441	19.787	19.807	29.631	1'36.666	250,0	12:18'13.229	8	27.645	20.055	19.881	30.083	1'37.664	252,3	12:18'21.122
9	27.429	19.987	19.766	29.562	1'36.744	250,6	12:19'49.973	9	27.617	20.159	19.953	29.739	1'37.468	249,4	12:19'58.590
10	27.535	20.075	19.890	29.552	1'37.052	251,2	12:21'27.025	10	29.909	20.307	19.934	30.175	1'40.325	252,9	12:21'38.915
11	27.541	20.028	19.956	29.655	1'37.180	249,4	12:23'04.205	11	29.359	20.515	19.905	29.967	1'39.746	248,3	12:23'18.661
12	27.675	20.265	19.938	29.838	1'37.716	248,3	12:24'41.921	12	27.701	20.285	19.990	29.955	1'37.931	248,8	12:24'56.592
13	27.611	20.266	19.987	29.822	1'37.686	248,8	12:26'19.607	13	28.020	20.231	19.953	29.973	1'38.177	248,3	12:26'34.769
14	27.758	20.455	19.989	29.833	1'38.035	246,6	12:27'57.642	14	27.785	20.311	19.987	29.941	1'38.024	246,6	12:28'12.793
15	27.788	20.228	19.943	29.823	1'37.782	247,7	12:29'35.424	15	27.683	20.382	19.913	29.911	1'37.889	247,1	12:29'50.682
16	27.728	20.286	19.872	29.915	1'37.801	248,8	12:31'13.225	16	27.564	20.273	19.855	29.913	1'37.605	249,4	12:31'28.287
17	27.672	20.325	19.959	29.807	1'37.763	248,8	12:32'50.988	17	27.757	20.298	19.811	29.911	1'37.777	248,3	12:33'06.064
18	27.989	20.573	20.129	30.034	1'38.725	246,0	12:34'29.713	18	27.778	20.306	19.928	30.292	1'38.304	248,8	12:34'44.368

Race Time 29'14.471

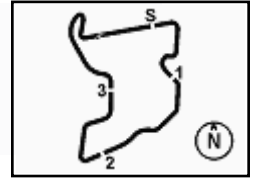
05/03/2023

P = Pits In/Out - C = Lap Time Cancelled

These data/results cannot be reproduced, stored and/or transmitted in whole or in part by any manner of electronic, mechanical, photocopying, recording, broadcasting or otherwise now known or herein after developed without the previous express consent by the copyright owner, except for reproduction in daily press and regular printed publications on sale to the public within 60 days of the event related to those data/results and always provided that copyright symbol appears together as follows below.

© DORNA WSBK ORGANIZATION Srl 2023





Motul Indonesian Round, 3-5 March 2023
Chronological Analysis Race 2

Pertamina Mandalika Circuit 4.300 m

Start at 12:05'15.242

3 / 4

13° 7 A. NORRODIN (1'37.856)								16° 4 H. TRUELOVE (1'38.163)							
Lap	Seg1	Seg2	Seg3	Seg4	Lap Time	km/h	Local Time	Lap	Seg1	Seg2	Seg3	Seg4	Lap Time	km/h	Local Time
1		20.589	20.461	30.383	1'46.079	216,9	12:07'01.321	1		20.324	20.713	30.381	1'45.933	223,1	12:07'01.175
2	28.051	20.835	20.305	30.664	1'39.855	247,1	12:08'41.176	2	28.006	20.779	20.164	30.867	1'39.816	254,7	12:08'40.991
3	27.992	20.205	20.129	30.165	1'38.491	245,5	12:10'19.667	3	27.902	20.266	20.062	30.177	1'38.407	254,1	12:10'19.398
4	27.912	20.069	20.101	30.247	1'38.329	244,3	12:11'57.996	4	27.798	20.374	20.013	30.204	1'38.389	252,3	12:11'57.787
5	27.890	20.570	20.282	30.079	1'38.821	247,1	12:13'36.817	5	27.790	20.834	20.678	29.881	1'39.183	254,1	12:13'36.970
6	28.300	20.453	20.150	30.128	1'39.031	243,2	12:15'15.848	6	27.696	20.488	20.048	30.061	1'38.293	251,2	12:15'15.263
7	28.088	20.283	20.154	30.499	1'39.024	248,8	12:16'54.872	7	27.847	20.710	20.240	30.610	1'39.407	252,9	12:16'54.670
8	28.076	20.287	20.050	30.268	1'38.681	245,5	12:18'33.553	8	27.894	20.300	20.103	30.017	1'38.314	252,3	12:18'32.984
9	27.979	20.348	20.046	30.132	1'38.505	246,0	12:20'12.058	9	27.811	20.570	20.193	29.932	1'38.506	252,3	12:20'11.490
10	27.996	20.502	20.172	30.232	1'38.902	244,3	12:21'50.960	10	27.781	21.094	20.181	30.095	1'39.151	252,9	12:21'50.641
11	27.878	20.346	20.187	30.363	1'38.774	245,5	12:23'29.734	11	27.834	20.605	20.144	30.160	1'38.743	250,0	12:23'29.384
12	27.846	20.297	20.183	30.301	1'38.627	244,3	12:25'08.361	12	27.805	20.533	20.186	30.082	1'38.606	254,1	12:25'07.990
13	28.120	20.570	20.072	30.267	1'39.029	244,9	12:26'47.390	13	28.231	20.682	20.015	30.219	1'39.147	252,3	12:26'47.137
14	27.941	20.289	20.271	30.375	1'38.876	246,0	12:28'26.266	14	27.878	20.367	20.145	30.170	1'38.560	252,3	12:28'25.697
15	27.923	20.348	20.311	30.391	1'38.973	244,3	12:30'05.239	15	27.868	20.731	21.064	30.261	1'39.924	251,2	12:30'05.621
16	27.765	20.056	19.947	30.088	1'37.856	246,0	12:31'43.095	16	28.337	20.579	20.027	30.049	1'38.992	255,3	12:31'44.613
17	28.179	20.259	20.182	29.887	1'38.507	243,2	12:33'21.602	17	27.815	20.415	20.019	29.914	1'38.163	254,1	12:33'22.776
18	28.107	20.419	20.193	30.080	1'38.799	244,9	12:35'00.451	18	28.015	20.490	20.249	30.871	1'39.625	252,3	12:35'02.401
Race Time 29'45.159								Race Time 29'47.159							

14° 95 T. MACKENZIE (1'38.418)								17° 19 A. MANTOVANI (1'38.820)							
Lap	Seg1	Seg2	Seg3	Seg4	Lap Time	km/h	Local Time	Lap	Seg1	Seg2	Seg3	Seg4	Lap Time	km/h	Local Time
1		20.084	20.343	30.308	1'44.114	213,0	12:06'59.356	1		20.489	20.207	30.420	1'45.343	216,4	12:07'00.585
2	28.852	20.741	20.210	30.246	1'40.049	244,9	12:08'39.405	2	27.998	21.150	20.226	30.329	1'39.703	251,2	12:08'40.288
3	27.973	20.254	20.157	30.146	1'38.530	243,2	12:10'17.935	3	32.063	21.032	20.241	30.412	1'43.748	252,9	12:10'24.036
4	28.178	20.407	20.202	30.326	1'39.113	243,2	12:11'57.048	4	27.950	20.730	20.205	30.224	1'39.109	250,6	12:12'03.145
5	28.374	20.675	20.284	30.268	1'39.601	242,7	12:13'36.649	5	28.001	20.627	20.172	30.241	1'39.041	250,6	12:13'42.186
6	28.267	20.434	20.160	30.161	1'39.022	242,7	12:15'15.671	6	28.009	20.951	20.251	30.301	1'39.512	250,6	12:15'21.698
7	28.137	20.215	20.126	30.356	1'38.834	243,8	12:16'54.505	7	27.823	20.836	20.286	30.284	1'39.229	250,6	12:17'00.927
8	28.269	20.212	20.106	30.250	1'38.837	242,2	12:18'33.342	8	27.891	20.656	20.213	30.298	1'39.058	251,7	12:18'39.985
9	28.081	20.160	20.130	30.127	1'38.498	242,2	12:20'11.840	9	27.829	20.700	20.195	30.303	1'39.027	251,7	12:20'19.012
10	28.027	20.716	20.468	30.201	1'39.412	243,2	12:21'51.252	10	27.870	20.796	20.355	30.214	1'39.235	250,0	12:21'58.247
11	28.052	20.273	20.009	30.342	1'38.676	243,8	12:23'29.928	11	27.919	20.724	20.197	30.368	1'39.208	250,6	12:23'37.455
12	28.086	20.153	19.998	30.366	1'38.603	246,0	12:25'08.531	12	27.776	20.833	20.222	30.388	1'39.219	252,9	12:25'16.674
13	28.139	20.550	20.040	30.336	1'39.065	246,6	12:26'47.596	13	27.852	20.942	20.206	30.276	1'39.276	252,3	12:26'55.950
14	28.197	20.233	20.123	30.313	1'38.866	243,8	12:28'26.462	14	27.802	20.702	20.219	30.314	1'39.037	250,6	12:28'34.987
15	27.992	20.181	20.348	30.134	1'38.655	244,3	12:30'05.117	15	27.891	20.671	20.262	30.472	1'39.296	251,7	12:30'14.283
16	28.537	20.085	19.913	29.883	1'38.418	241,1	12:31'43.535	16	27.760	20.802	20.179	30.328	1'39.069	251,7	12:31'53.352
17	28.039	20.149	20.303	29.972	1'38.463	242,7	12:33'21.998	17	27.842	20.619	20.105	30.254	1'38.820	252,9	12:33'32.172
18	28.001	20.403	20.058	30.143	1'38.605	242,7	12:35'00.603	18	27.835	20.816	20.564	30.600	1'39.815	251,2	12:35'11.987
Race Time 29'45.361								Race Time 29'56.745							

15° 51 A. SARMOON (1'38.254)								18° 77 T. ALBERTO (1'40.018)							
Lap	Seg1	Seg2	Seg3	Seg4	Lap Time	km/h	Local Time	Lap	Seg1	Seg2	Seg3	Seg4	Lap Time	km/h	Local Time
1		20.622	20.131	30.356	1'45.510	222,2	12:07'00.752	1		20.948	20.588	30.809	1'47.293	217,7	12:07'02.535
2	28.125	21.218	20.128	30.320	1'39.791	253,5	12:08'40.543	2	28.746	21.329	20.487	30.709	1'41.271	249,4	12:08'43.806
3	28.004	20.392	20.061	29.797	1'38.254	252,3	12:10'18.797	3	28.744	21.538	20.690	30.670	1'41.642	248,8	12:10'25.448
4	27.754	20.486	20.094	30.047	1'38.381	251,7	12:11'57.178	4	28.339	21.769	20.701	30.931	1'41.740	249,4	12:12'07.188
5	27.927	20.639	20.271	29.895	1'38.732	252,3	12:13'35.910	5	28.370	21.312	20.400	30.660	1'40.742	247,7	12:13'47.930
6	27.889	20.825	20.214	29.879	1'38.807	248,8	12:15'14.717	6	28.206	21.471	20.436	30.643	1'40.756	247,7	12:15'28.686
7	28.081	20.599	20.361	30.173	1'39.214	248,3	12:16'53.931	7	28.538	21.095	20.391	30.543	1'40.567	245,5	12:17'09.253
8	27.902	20.710	20.061	30.008	1'38.681	247,7	12:18'32.612	8	28.165	20.973	20.294	30.699	1'40.131	247,1	12:18'49.384
9	27.794	20.628	20.174	29.793	1'38.389	249,4	12:20'11.001	9	28.069	21.044	20.327	30.578	1'40.018	248,3	12:20'29.402
10	27.984	21.030	20.228	30.076	1'39.318	248,3	12:21'50.319	10	28.556	21.136	20.254	30.487	1'40.433	242,7	12:22'09.835
11	27.833	20.548	20.197	30.034	1'38.612	248,8	12:23'28.931	11	28.189	21.064	20.375	30.601	1'40.229	246,6	12:23'50.064
12	27.777	20.663	20.221	30.022	1'38.683	250,0	12:25'07.614	12	28.424	21.330	20.446	30.631	1'40.831	248,8	12:25'30.895
13	27.968	20.868	20.180	30.070	1'39.086	248,8	12:26'46.700	13	28.144	21.095	20.461	30.536	1'40.236	246,0	12:27'11.131
14	27.698	20.779	20.197	30.030	1'38.704	248,8	12:28'25.404	14	28.315	20.981	20.402	30.553	1'40.251	247,7	12:28'51.382
15	27.813	20.783	20.096	30.102	1'38.794	248,8	12:30'04.198	15	28.211	21.363	20.734	30.523	1'40.831	247,7	12:30'32.213
16	27.773	20.643	20.102	29.944	1'38.462	250,6	12:31'42.660	16	28.342	21.115	20.462	30.664	1'40.583	248,8	12:32'12.796
17	27.810	20.885	20.228	29.882	1'38.805	249,4	12:33'21.465	17	28.333	21.131	20.644	30.716	1'40.824	247,1	12:33'53.620
18	27.782	20.724	20.209	30.709	1'39.424	248,3	12:35'00.889	18	28.304	21.149	20.477	30.733	1'40.663	247,1	12:35'34.283
Race Time 29'45.647								Race Time 30'19.041							

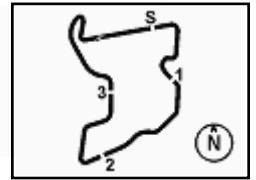
05/03/2023 P = Pits In/Out - C = Lap Time Cancelled

These data/results cannot be reproduced, stored and/or transmitted in whole or in part by any manner of electronic, mechanical, photocopying, recording, broadcasting or otherwise now known or herein after developed without the previous express consent by the copyright owner, except for reproduction in daily press and regular printed publications on sale to the public within 60 days of the event related to those data/results and always provided that copyright symbol appears together as follows below.

© DORNA WSBK ORGANIZATION Srl 2023

FICR PERUGIA TIMING





Motul Indonesian Round, 3-5 March 2023
Chronological Analysis Race 2

Start at 12:05'15.242

RET 24 A. WONGTHANANON [1'38.336]							
Lap	Seg.1	Seg.2	Seg.3	Seg.4	Lap Time	km/h	Local Time
1		20.372	20.536	30.109	1'43.818	216,0	12:06'59.060
2	27.908	21.196	20.181	29.950	1'39.235	255,3	12:08'38.295
3	27.949	20.401	20.135	30.178	1'38.663	250,6	12:10'16.958
4	28.200	20.703	20.477	30.502	1'39.882	249,4	12:11'56.840
5	28.095	20.873	20.400	29.984	1'39.352	248,8	12:13'36.192
6	27.866	20.718	20.177	29.957	1'38.718	248,3	12:15'14.910
7	28.068	20.563	20.371	30.201	1'39.203	249,4	12:16'54.113
8	27.925	20.663	20.042	30.120	1'38.750	248,3	12:18'32.863
9	27.762	20.555	20.184	29.835	1'38.336	251,7	12:20'11.199
10	27.955	21.028	20.180	30.160	1'39.323	251,2	12:21'50.522
11	27.780	20.525	20.205	30.143	1'38.653	251,7	12:23'29.175
12	27.775	20.569	20.229	30.048	1'38.621	251,2	12:25'07.796
13	27.961	20.816	20.186	30.184	1'39.147	251,2	12:26'46.943
14	27.865	20.555	20.352	30.267	1'39.039	249,4	12:28'25.982
15	27.854	20.452	20.064	30.072	1'38.442	251,2	12:30'04.424
16	27.850	20.479	20.080	30.524	1'38.933	252,9	12:31'43.357
17	27.657	20.496	20.396	29.913	1'38.462	255,3	12:33'21.819
Race Time 28'06.577							

RET 28 G. VAN STRAALEN							
Lap	Seg.1	Seg.2	Seg.3	Seg.4	Lap Time	km/h	Local Time
1		20.007	19.852	30.266	1'43.318	213,0	12:06'58.560
Race Time 1'43.318							

05/03/2023

P = Pits In/Out - C = Lap Time Cancelled

These data/results cannot be reproduced, stored and/or transmitted in whole or in part by any manner of electronic, mechanical, photocopying, recording, broadcasting or otherwise now known or herein after developed without the previous express consent by the copyright owner, except for reproduction in daily press and regular printed publications on sale to the public within 60 days of the event related to those data/results and always provided that copyright symbol appears together as follows below.

© DORNA WSBK ORGANIZATION Srl 2023