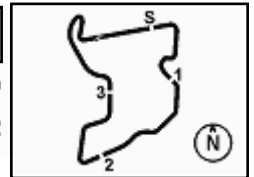


Pertamina Mandalika Circuit 4.300 m

Motul Indonesian Round, 3-5 March 2023
Biographical Entry List

No.	Rider (Abbreviation)	Nat	Bike	Wins 2023	Podiums 2023	Pole 2023	Races 2023	Tyres
	Age Date of Birth Place of Birth		Team					
1	3 DE ROSA Raffaele [DeR] 35 25/03/1987 Napoli	ITA	Ducati Panigale V2 Drelac Racing Verdatura	1	19		116	Pirelli 2
2	4 TRUELOVE Harry [Tru] 26 30/09/1996 Lincolnshire	GBR	Triumph Street Triple RS 765 Dynavolt Triumph				4	Pirelli 2
3	7 NORRODIN Adam [Nor] 24 13/06/1998 Malesia	MAS	Honda CBR600RR PETRONAS MIE MS Racing HONDA Team				2	Pirelli 2
4	9 NAVARRO Jorge [Nav] 27 03/02/1996 La Puebla de Valbona	ESP	Yamaha YZF R6 Ten Kate Racing Yamaha				2	Pirelli 2
5	11 BULEGA Nicolo [Bul] 23 16/10/1999 Montecchio Emilia	ITA	Ducati Panigale V2 Aruba Racing WorldSSP Team	2	11		26	Pirelli 2
6	17 MCPHEE John [McP] 28 14/07/1994 Oban	GBR	Kawasaki ZX-6R Vince64 by Puccetti Racing		1		2	Pirelli 2
7	19 MANTOVANI Andrea [Mat] 28 30/09/1994 Ferrara	ITA	Yamaha YZF R6 Evan Bros. WorldSSP Yamaha Team				2	Pirelli 2
8	23 SCHROETTER Marcel [Sch] 30 02/01/1993 Landsberg am Lech	GER	MV Agusta F3 800 RR MV Agusta Reparto Corse				4	Pirelli 2
9	24 WONGTHANANON Apiwath [Won] 29 02/02/1994 Chon Buri	THA	Yamaha YZF R6 Yamaha Thailand Racing Team				2	Pirelli 2
10	28 VAN STRAALLEN Glenn [vSt] 22 30/09/2000 Hoogkarspel	NED	Yamaha YZF R6 EAB Racing Team		2		55	Pirelli 2
11	29 SPINELLI Nicholas [Spi] 21 11/06/2001 Atri	ITA	Yamaha YZF R6 VFT Racing Yamaha		1		4	Pirelli 2
12	32 BAYLISS Oliver [Bay] 19 20/09/2003 Monaco	AUS	Ducati Panigale V2 D34G Racing				26	Pirelli 2
13	51 SARMOON Anupab [Sar] 19 07/08/2003 Chiang	THA	Yamaha YZF R6 Yamaha Thailand Racing Team				2	Pirelli 2
14	54 SOFUOGLU Bahattin [Sof] 19 19/08/2003 Adapazari	TUR	MV Agusta F3 800 RR MV Agusta Reparto Corse				19	Pirelli 2
15	61 ONCU Can [Onc] 19 26/07/2003 Alanya	TUR	Kawasaki ZX-6R Kawasaki Puccetti Racing		12		64	Pirelli 2
16	62 MANZI Stefano [Man] 23 29/03/1999 Rimini	ITA	Yamaha YZF R6 Ten Kate Racing Yamaha	1	6	1	27	Pirelli 2
17	64 CARICASULO Federico [Car] 26 06/04/1996 Ravenna	ITA	Ducati Panigale V2 Althea Racing Team	6	27	11	95	Pirelli 2
18	66 TUULI Niki [Tuu] 27 26/11/1995 Myrskylä	FIN	Triumph Street Triple RS 765 Dynavolt Triumph	2	9	2	63	Pirelli 2
19	77 ALBERTO Timothy Joseph Cue [Alb] 25 17/10/1997 San Juan City	PHI	Kawasaki ZX-6R MTM Kawasaki					Pirelli
20	94 DEBISE Valentin [Deb] 31 12/02/1992 Albi	FRA	Yamaha YZF R6 GMT94 Yamaha				26	Pirelli 2
21	95 MACKENZIE Tarran [Mac] 27 29/10/1995 Stirling	GBR	Honda CBR600RR PETRONAS MIE MS Racing HONDA Team				2	Pirelli 2



Motul Indonesian Round, 3-5 March 2023
Results Free Practice 1st Session

No.	Rider	Nat	Team	Bike	Time	Gap	Rel.	Laps	Speed	
									Avg	Max
1	11 N. BULEGA	ITA	Aruba Racing WorldSSP Team	Ducati Panigale V2	1'39.420			9	155,703	248,8
2	29 N. SPINELLI	ITA	VFT Racing Yamaha	Yamaha YZF R6	1'39.679	0.259	0.259	17	155,299	243,8
3	62 S. MANZI	ITA	Ten Kate Racing Yamaha	Yamaha YZF R6	1'39.955	0.535	0.276	11	154,870	248,3
4	23 M. SCHROETTER	GER	MV Agusta Reparto Corse	MV Agusta F3 800 RR	1'40.116	0.696	0.161	7	154,621	247,7
5	3 R. DE ROSA	ITA	Orelac Racing Verdatura	Ducati Panigale V2	1'40.622	1.202	0.506	13	153,843	248,8
6	61 C. ONCU	TUR	Kawasaki Puccetti Racing	Kawasaki ZX-6R	1'40.784	1.364	0.162	20	153,596	248,8
7	28 G. VAN STRAALEN	NED	EAB Racing Team	Yamaha YZF R6	1'41.079	1.659	0.295	12	153,148	247,7
8	64 F. CARICASULO	ITA	Althea Racing Team	Ducati Panigale V2	1'41.110	1.690	0.031	18	153,101	250,6
9	94 V. DEBISE	FRA	GMT94 Yamaha	Yamaha YZF R6	1'41.787	2.367	0.677	23	152,082	248,8
10	9 J. NAVARRO	ESP	Ten Kate Racing Yamaha	Yamaha YZF R6	1'41.801	2.381	0.014	18	152,061	247,7
11	54 B. SOFUOGLU	TUR	MV Agusta Reparto Corse	MV Agusta F3 800 RR	1'42.682	3.262	0.881	17	150,757	251,7
12	32 O. BAYLISS	AUS	D34G Racing	Ducati Panigale V2	1'42.700	3.280	0.018	20	150,730	247,7
13	66 N. TUULI	FIN	Dynavolt Triumph	Triumph Street Triple RS 765	1'42.727	3.307	0.027	15	150,691	246,0
14	95 T. MACKENZIE	GBR	PETRONAS MIE MS Racing HONDA Team	Honda CBR600RR	1'43.138	3.718	0.411	14	150,090	239,5
15	51 A. SARMOON	THA	Yamaha Thailand Racing Team	Yamaha YZF R6	1'44.200	4.780	1.062	16	148,560	244,9
16	19 A. MANTOVANI	ITA	Evan Bros. WorldSSP Yamaha Team	Yamaha YZF R6	1'44.296	4.876	0.096	17	148,424	248,3
----- Out 105% in this Session -----										
17	17 J. MCPHEE	GBR	Vince64 by Puccetti Racing	Kawasaki ZX-6R	1'44.445	5.025	0.149	14	148,212	247,1
18	24 A. WONGTHANANON	THA	Yamaha Thailand Racing Team	Yamaha YZF R6	1'44.628	5.208	0.183	17	147,953	244,9
19	77 T. ALBERTO	PHI	MTM Kawasaki	Kawasaki ZX-6R	1'45.401	5.981	0.773	19	146,868	246,6
20	7 A. NORRODIN	MAS	PETRONAS MIE MS Racing HONDA Team	Honda CBR600RR	1'47.557	8.137	2.156	3	143,924	226,4
21	4 H. TRUELOVE	GBR	Dynavolt Triumph	Triumph Street Triple RS 765	1'48.039	8.619	0.482	17	143,282	246,6

Qualifying Lap Time (105% of 1'39.420): 1'44.391

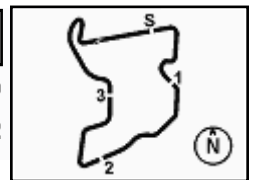
AIR	Humidity:	62%	Temp:	31°C
TRACK	Condition:	Dry	Temp:	42°C

Records	Pole	(SP)	2022	N.Tuuli	1'35.947	161,340	Km/h
	Race	(RC2)	2022	D.Aegerter	1'35.765	161,650	Km/h
	All Times	(RC2)	2022	D.Aegerter	1'35.765	161,650	Km/h

Start 03/03/2023 09:10 End 09:56 The results are provisional until the end of the time limit for protests and appeals and the completion of the technical checks.

These data/results cannot be reproduced, stored and/or transmitted in whole or in part by any manner of electronic, mechanical, photocopying, recording, broadcasting or otherwise now known or herein after developed without the previous express consent by the copyright owner, except for reproduction in daily press and regular printed publications on sale to the public within 60 days of the event related to those data/results and always provided that copyright symbol appears together as follows below.

© DORNA WSBK ORGANIZATION Srl 2023



Motul Indonesian Round, 3-5 March 2023
Results Free Practice 1st Session

Session Highlights

Local Time	No. Rider	Description
08.50.01		START DELAYED
09.10.00		Start
09.10.05		WorldSSP Pit Intervention Time: 1min 17secs
09.20.10	32 O. BAYLISS	On Asphalt - Re-Joined - Turn 2
09.39.07	32 O. BAYLISS	Current Lap Cancelled - Exceeded Track Limits - Turn 8L
09.40.28		WorldSBK FP1 Pit Lane Will Open at 10.05
09.42.50	32 O. BAYLISS	Current Lap Cancelled - Exceeded Track Limits - Turn 8L
09.45.09	7 A. NORRODIN	Technical Problem - Turn 2
09.47.22	61 C. ONCU	Current Lap Cancelled - Exceeded Track Limits - Turn 8R
09.48.03	32 O. BAYLISS	Current Lap Cancelled - Exceeded Track Limits - Turn 8L
09.48.19	95 T. MACKENZIE	Current Lap Cancelled - Exceeded Track Limits - Turn 8R
09.50.49	61 C. ONCU	Current Lap Cancelled - Exceeded Track Limits - Turn 8R
09.53.16	32 O. BAYLISS	Current Lap Cancelled - Exceeded Track Limits - Turn 8L
09.53.50	3 R. DE ROSA	Current Lap Cancelled - Exceeded Track Limits - Turn 14
09.56.47		End Of Session

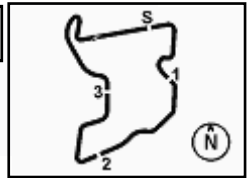
Fastest Laps Sequence

No.	Rider	Nat	Team	Bike	Local Time	Time	Gap	Avg
61	C. ONCU	TUR	Kawasaki Puccetti Racing	Kawasaki ZX-6R	09:13'38.154	1'44.654		147,916
9	J. NAVARRO	ESP	Ten Kate Racing Yamaha	Yamaha YZF R6	09:14'07.540	1'44.048	-0.606	148,777
9	J. NAVARRO	ESP	Ten Kate Racing Yamaha	Yamaha YZF R6	09:15'50.142	1'42.602	-1.446	150,874
62	S. MANZI	ITA	Ten Kate Racing Yamaha	Yamaha YZF R6	09:21'02.808	1'41.902	-0.700	151,911
62	S. MANZI	ITA	Ten Kate Racing Yamaha	Yamaha YZF R6	09:22'44.047	1'41.239	-0.663	152,906
62	S. MANZI	ITA	Ten Kate Racing Yamaha	Yamaha YZF R6	09:24'25.088	1'41.041	-0.198	153,205
62	S. MANZI	ITA	Ten Kate Racing Yamaha	Yamaha YZF R6	09:26'05.556	1'40.468	-0.573	154,079
62	S. MANZI	ITA	Ten Kate Racing Yamaha	Yamaha YZF R6	09:31'07.406	1'40.268	-0.200	154,386
11	N. BULEGA	ITA	Aruba Racing WorldSSP Team	Ducati Panigale V2	09:31'24.573	1'40.077	-0.191	154,681
11	N. BULEGA	ITA	Aruba Racing WorldSSP Team	Ducati Panigale V2	09:33'04.300	1'39.727	-0.350	155,224
11	N. BULEGA	ITA	Aruba Racing WorldSSP Team	Ducati Panigale V2	09:34'43.720	1'39.420	-0.307	155,703

Start 09:10 End 09:56 The results are provisional until the end of the time limit for protests and appeals and the completion of the technical checks.

These data/results cannot be reproduced, stored and/or transmitted in whole or in part by any manner of electronic, mechanical, photocopying, recording, broadcasting or otherwise now known or herein after developed without the previous express consent by the copyright owner, except for reproduction in daily press and regular printed publications on sale to the public within 60 days of the event related to those data/results and always provided that copyright symbol appears together as follows below.

© DORNA WSBK ORGANIZATION Srl 2023



Motul Indonesian Round, 3-5 March 2023
Best Sectors & Speed Free Practice 1st Session

Pertamina Mandalika Circuit 4.300 m

BEST LAP		
1	11 N. BULEGA	Ducati Panigale V2 1'39.420
2	29 N. SPINELLI	Yamaha YZF R6 1'39.679
3	62 S. MANZI	Yamaha YZF R6 1'39.955
4	23 M. SCHROETTER	MV Agusta F3 800 RR 1'40.116
5	3 R. DE ROSA	Ducati Panigale V2 1'40.622
6	61 C. ONCU	Kawasaki ZX-6R 1'40.784
7	28 G. VAN STRAALEN	Yamaha YZF R6 1'41.079
8	64 F. CARICASULO	Ducati Panigale V2 1'41.110
9	94 V. DEBISE	Yamaha YZF R6 1'41.787
10	9 J. NAVARRO	Yamaha YZF R6 1'41.801
11	54 B. SOFUOGLU	MV Agusta F3 800 RR 1'42.682
12	32 D. BAYLISS	Ducati Panigale V2 1'42.700
13	66 N. TUULI	Triumph Street Triple RS 765 1'42.727
14	95 T. MACKENZIE	Honda CBR600RR 1'43.138
15	51 A. SARMOON	Yamaha YZF R6 1'44.200
16	19 A. MANTOVANI	Yamaha YZF R6 1'44.296
17	17 J. MCPHEE	Kawasaki ZX-6R 1'44.445
18	24 A. WONGTHANANON	Yamaha YZF R6 1'44.628
19	77 T. ALBERTO	Kawasaki ZX-6R 1'45.401
20	7 A. NORRODIN	Honda CBR600RR 1'47.557
21	4 H. TRUELOVE	Triumph Street Triple RS 765 1'48.039

SPEED		
1	54 B. SOFUOGLU	MV Agusta F3 800 RR 251,7
2	64 F. CARICASULO	Ducati Panigale V2 250,6
3	61 C. ONCU	Kawasaki ZX-6R 248,8
4	3 R. DE ROSA	Ducati Panigale V2 248,8
5	11 N. BULEGA	Ducati Panigale V2 248,8
6	94 V. DEBISE	Yamaha YZF R6 248,8
7	19 A. MANTOVANI	Yamaha YZF R6 248,3
8	62 S. MANZI	Yamaha YZF R6 248,3
9	9 J. NAVARRO	Yamaha YZF R6 247,7
10	28 G. VAN STRAALEN	Yamaha YZF R6 247,7
11	32 D. BAYLISS	Ducati Panigale V2 247,7
12	23 M. SCHROETTER	MV Agusta F3 800 RR 247,7
13	17 J. MCPHEE	Kawasaki ZX-6R 247,1
14	77 T. ALBERTO	Kawasaki ZX-6R 246,6
15	4 H. TRUELOVE	Triumph Street Triple RS 765 246,6
16	66 N. TUULI	Triumph Street Triple RS 765 246,0
17	51 A. SARMOON	Yamaha YZF R6 244,9
18	24 A. WONGTHANANON	Yamaha YZF R6 244,9
19	29 N. SPINELLI	Yamaha YZF R6 243,8
20	95 T. MACKENZIE	Honda CBR600RR 239,5
21	7 A. NORRODIN	Honda CBR600RR 226,4

SEG. 1	
1	23 M. SCHROETTER 28.066
2	62 S. MANZI 28.159
3	11 N. BULEGA 28.184
4	29 N. SPINELLI 28.254
5	64 F. CARICASULO 28.374
6	61 C. ONCU 28.426
7	28 G. VAN STRAALEN 28.444
8	94 V. DEBISE 28.465
9	3 R. DE ROSA 28.624
10	9 J. NAVARRO 28.663
11	54 B. SOFUOGLU 28.774
12	66 N. TUULI 28.824
13	32 D. BAYLISS 28.847
14	95 T. MACKENZIE 29.150
15	19 A. MANTOVANI 29.175
16	24 A. WONGTHANANON 29.298
17	17 J. MCPHEE 29.307
18	51 A. SARMOON 29.366
19	77 T. ALBERTO 29.782
20	4 H. TRUELOVE 30.243
21	7 A. NORRODIN 30.423

SEG. 2	
1	11 N. BULEGA 20.184
2	62 S. MANZI 20.290
3	29 N. SPINELLI 20.357
4	28 G. VAN STRAALEN 20.462
5	3 R. DE ROSA 20.580
6	23 M. SCHROETTER 20.643
7	9 J. NAVARRO 20.756
8	61 C. ONCU 20.812
9	64 F. CARICASULO 20.869
10	66 N. TUULI 20.877
11	94 V. DEBISE 21.009
12	95 T. MACKENZIE 21.049
13	32 D. BAYLISS 21.071
14	54 B. SOFUOGLU 21.130
15	19 A. MANTOVANI 21.270
16	17 J. MCPHEE 21.271
17	24 A. WONGTHANANON 21.441
18	51 A. SARMOON 21.672
19	77 T. ALBERTO 21.678
20	4 H. TRUELOVE 22.202
21	7 A. NORRODIN 22.566

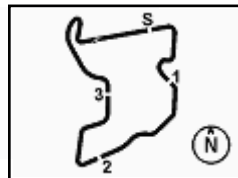
SEG. 3	
1	11 N. BULEGA 20.341
2	23 M. SCHROETTER 20.366
3	3 R. DE ROSA 20.504
4	29 N. SPINELLI 20.541
5	64 F. CARICASULO 20.610
6	61 C. ONCU 20.621
7	62 S. MANZI 20.627
8	28 G. VAN STRAALEN 20.752
9	94 V. DEBISE 20.758
10	9 J. NAVARRO 20.980
11	32 D. BAYLISS 20.983
12	54 B. SOFUOGLU 21.103
13	95 T. MACKENZIE 21.111
14	66 N. TUULI 21.245
15	19 A. MANTOVANI 21.446
16	17 J. MCPHEE 21.452
17	77 T. ALBERTO 21.490
18	24 A. WONGTHANANON 21.537
19	51 A. SARMOON 21.543
20	4 H. TRUELOVE 21.750
21	7 A. NORRODIN 21.892

SEG. 4	
1	62 S. MANZI 30.348
2	29 N. SPINELLI 30.527
3	11 N. BULEGA 30.542
4	23 M. SCHROETTER 30.628
5	61 C. ONCU 30.686
6	3 R. DE ROSA 30.803
7	64 F. CARICASULO 31.198
8	28 G. VAN STRAALEN 31.243
9	94 V. DEBISE 31.247
10	9 J. NAVARRO 31.313
11	32 D. BAYLISS 31.393
12	66 N. TUULI 31.522
13	54 B. SOFUOGLU 31.524
14	51 A. SARMOON 31.587
15	95 T. MACKENZIE 31.672
16	17 J. MCPHEE 32.032
17	24 A. WONGTHANANON 32.102
18	19 A. MANTOVANI 32.117
19	77 T. ALBERTO 32.371
20	7 A. NORRODIN 32.676
21	4 H. TRUELOVE 33.174

03/03/2023

These data/results cannot be reproduced, stored and/or transmitted in whole or in part by any manner of electronic, mechanical, photocopying, recording, broadcasting or otherwise now known or herein after developed without the previous express consent by the copyright owner, except for reproduction in daily press and regular printed publications on sale to the public within 60 days of the event related to those data/results and always provided that copyright symbol appears together as follows below.

© DORNA WSBK ORGANIZATION Srl 2023



Motul Indonesian Round, 3-5 March 2023
Ideal Times Free Practice 1st Session

Pertamina Mandalika Circuit 4.300 m

No. Rider	Nat	Bike	Seg. 1 Diff. 1	Seg. 2 Diff. 2	Seg. 3 Diff. 3	Seg. 4 Diff. 4	Ideal Time Best Lap	Pos.	Diff.
1 11 N. BULEGA	ITA	Ducati Panigale V2	28.184	20.184 +0.116	20.341 +0.003	30.542 +0.050	1'39.251 1'39.420	1	0.169
2 62 S. MANZI	ITA	Yamaha YZF R6	28.159 +0.219	20.290 +0.312	20.627	30.348	1'39.424 1'39.955	3	0.531
3 29 N. SPINELLI	ITA	Yamaha YZF R6	28.254	20.357	20.541	30.527	1'39.679 1'39.679	2	
4 23 M. SCHROETTER	GER	MV Agusta F3 800 RR	28.066 +0.141	20.643 +0.023	20.366 +0.049	30.628 +0.200	1'39.703 1'40.116	4	0.413
5 3 R. DE ROSA	ITA	Ducati Panigale V2	28.624	20.580 +0.021	20.504 +0.090	30.803	1'40.511 1'40.622	5	0.111
6 61 C. ONCU	TUR	Kawasaki ZX-6R	28.426 +0.095	20.812 +0.040	20.621 +0.104	30.686	1'40.545 1'40.784	6	0.239
7 28 G. VAN STRAALLEN	NED	Yamaha YZF R6	28.444	20.462	20.752 +0.178	31.243	1'40.901 1'41.079	7	0.178
8 64 F. CARICASULO	ITA	Ducati Panigale V2	28.374	20.869 +0.059	20.610	31.198	1'41.051 1'41.110	8	0.059
9 94 V. DEBISE	FRA	Yamaha YZF R6	28.465 +0.125	21.009 +0.183	20.758	31.247	1'41.479 1'41.787	9	0.308
10 9 J. NAVARRO	ESP	Yamaha YZF R6	28.663	20.756	20.980 +0.010	31.313 +0.079	1'41.712 1'41.801	10	0.089
11 32 D. BAYLISS	AUS	Ducati Panigale V2	28.847 +0.113	21.071 +0.069	20.983 +0.154	31.393 +0.070	1'42.294 1'42.700	12	0.406
12 66 N. TUULI	FIN	Triumph Street Triple RS 765	28.824 +0.196	20.877	21.245 +0.011	31.522 +0.052	1'42.468 1'42.727	13	0.259
13 54 B. SOFUOGLU	TUR	MV Agusta F3 800 RR	28.774 +0.105	21.130	21.103 +0.046	31.524	1'42.531 1'42.682	11	0.151
14 95 T. MACKENZIE	GBR	Honda CBR600RR	29.150 +0.001	21.049	21.111	31.672 +0.155	1'42.982 1'43.138	14	0.156
15 19 A. MANTOVANI	ITA	Yamaha YZF R6	29.175	21.270 +0.144	21.446	32.117 +0.144	1'44.008 1'44.296	16	0.288
16 17 J. MCPHEE	GBR	Kawasaki ZX-6R	29.307 +0.169	21.271 +0.214	21.452	32.032	1'44.062 1'44.445	17	0.383
17 51 A. SARMOON	THA	Yamaha YZF R6	29.366	21.672 +0.032	21.543	31.587	1'44.168 1'44.200	15	0.032
18 24 A. WONGTHANANON	THA	Yamaha YZF R6	29.298 +0.197	21.441	21.537 +0.053	32.102	1'44.378 1'44.628	18	0.250
19 77 T. ALBERTO	PHI	Kawasaki ZX-6R	29.782 +0.017	21.678 +0.063	21.490	32.371	1'45.321 1'45.401	19	0.080
20 4 H. TRUELOVE	GBR	Triumph Street Triple RS 765	30.243 +0.253	22.202 +0.225	21.750	33.174 +0.192	1'47.369 1'48.039	21	0.670
21 7 A. NORRODIN	MAS	Honda CBR600RR	30.423	22.566	21.892	32.676	1'47.557 1'47.557	20	
Overall Ideal Time			28.066	20.184	20.341	30.348	1'38.939		

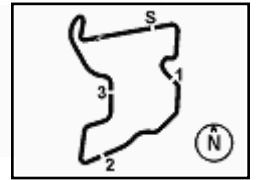
03/03/2023

These data/results cannot be reproduced, stored and/or transmitted in whole or in part by any manner of electronic, mechanical, photocopying, recording, broadcasting or otherwise now known or herein after developed without the previous express consent by the copyright owner, except for reproduction in daily press and regular printed publications on sale to the public within 60 days of the event related to those data/results and always provided that copyright symbol appears together as follows below.

© DORNA WSBK ORGANIZATION Srl 2023

FIGR PERUGIA TIMING





Motul Indonesian Round, 3-5 March 2023
Chronological Analysis Free Practice 1st Session

Pertamina Mandalika Circuit 4.300 m

1° 11 N. BULEGA [1'39.420]							
Lap	Seg1	Seg2	Seg3	Seg4	Lap Time	km/h	Local Time
1		21.883	21.848	31.647			9:28'03.968
2	28.822	20.480	20.684	30.542	1'40.528	247,1	9:29'44.496
3	28.446	20.400	20.552	30.679	1'40.077	248,3	9:31'24.573
4	28.309	20.277	20.453	30.688	1'39.727	248,8	9:33'04.300
5	28.184	20.300	20.344	30.592	1'39.420	248,8	9:34'43.720
6	28.607	20.184	20.341	30.860	1'39.992	248,8	9:36'23.712
7	28.578	20.303	20.489	30.809	1'40.179	247,7	9:38'03.891
8	28.419	20.638	20.697	31.044	1'40.798	248,3	9:39'44.689
9	28.616	20.581	20.688	31.136	1'41.021	247,7	9:41'25.710
10	34.493	21.815	21.727	38.328	1'56.363P	247,1	9:43'22.073

1		24.525	24.311	35.833			9:25'19.070
2	30.533	21.814	22.932	32.211	1'47.490	233,3	9:27'06.560
3	29.540	21.264	21.867	31.792	1'44.463	248,8	9:28'51.023
4	29.128	21.365	20.944	31.236	1'42.673	246,0	9:30'33.696
5	29.110	20.993	20.630	31.044	1'41.777	246,0	9:32'15.473
6	28.784	20.738	20.576	30.879	1'40.977	246,6	9:33'56.450
7	30.385	22.014	21.795	39.633	1'53.827P	247,1	9:35'50.277
8	8'37.107	21.758	21.240	32.047	9'52.152P		9:45'42.429
9	28.684	20.756	20.585	31.060	1'41.085	245,5	9:47'23.514
10	28.626	20.580	20.544	30.962	1'40.712	247,1	9:49'04.226
11	28.884	21.374	21.111	31.579	1'42.948	248,3	9:50'47.174
12	28.624	20.601	20.594	30.803	1'40.622	247,1	9:52'27.796
13	28.680	20.817	20.504	38.080	1'48.081C	247,7	9:54'15.877
14	28.974	22.326	24.211	44.574	2'00.085P	243,8	9:56'15.962

2° 29 N. SPINELLI [1'39.679]							
Lap	Seg1	Seg2	Seg3	Seg4	Lap Time	km/h	Local Time
1		24.916	22.595	33.528			9:12'07.528
2	30.030	22.354	21.869	32.263	1'46.516	237,9	9:13'54.044
3	29.361	21.872	21.491	32.319	1'45.043	238,4	9:15'39.087
4	29.507	21.704	21.718	32.181	1'45.110	238,9	9:17'24.197
5	29.077	21.593	21.605	31.941	1'44.216	238,4	9:19'08.413
6	29.122	23.849	26.482	36.323	1'55.776	239,5	9:21'04.189
7	29.262	21.478	21.600	31.755	1'44.095	243,8	9:22'48.284
8	29.086	21.279	21.616	32.065	1'44.046	243,8	9:24'32.330
9	29.078	21.390	21.472	31.821	1'43.761	242,7	9:26'16.091
10	29.044	21.432	21.600	40.576	1'52.652P	243,2	9:28'08.743
11	11'19.784	21.766	22.042	33.516	12'37.108P		9:40'45.851
12	29.270	21.562	21.731	32.393	1'44.956	238,9	9:42'30.807
13	29.336	21.496	21.797	34.985	1'47.614	240,0	9:44'18.421
14	29.092	21.250	21.611	37.127	1'49.080P	242,2	9:46'07.501
15	3'17.439	21.678	21.541	33.723	4'34.381P		9:50'41.882
16	28.436	20.505	20.860	30.757	1'40.558	240,0	9:52'22.440
17	28.313	20.582	21.156	33.645	1'43.696	241,6	9:54'06.136
18	28.254	20.357	20.541	30.527	1'39.679	241,1	9:55'45.815

6° 61 C. ONCU [1'40.784]							
Lap	Seg1	Seg2	Seg3	Seg4	Lap Time	km/h	Local Time
1		23.519	22.325	32.842			9:11'53.500
2	29.641	21.581	21.304	32.128	1'44.654	242,2	9:13'38.154
3	29.381	21.404	21.753	31.994	1'44.532	241,1	9:15'22.686
4	29.134	21.495	21.503	31.737	1'43.869	239,5	9:17'06.555
5	29.111	21.517	21.261	31.360	1'43.249	242,7	9:18'49.804
6	29.465	21.063	22.089	32.778	1'45.395	243,2	9:20'35.199
7	29.046	21.046	21.164	31.384	1'42.640	244,9	9:22'17.839
8	28.968	21.229	24.785	32.064	1'47.046	248,8	9:24'04.885
9	28.872	21.070	21.362	31.312	1'42.616	246,6	9:25'47.501
10	29.441	21.215	21.603	32.896	1'45.155	247,7	9:27'32.656
11	28.826	21.053	21.224	31.391	1'42.494	246,6	9:29'15.150
12	32.811	22.000	21.962	36.885	1'53.658P	247,1	9:31'08.808
13	9'06.966	21.943	21.145	31.692	10'21.746P		9:41'30.554
14	29.068	21.029	21.620	31.620	1'43.337	243,8	9:43'13.891
15	28.594	20.967	20.853	31.413	1'41.827	243,8	9:44'55.718
16	28.728	20.812	20.715	30.950	1'41.205	244,3	9:46'36.923
17	28.712	21.422	22.473	31.175	1'43.782C	244,9	9:48'20.705
18	28.482	20.966	20.621	30.740	1'40.809	244,9	9:50'01.514
19	28.493	27.083	24.368	32.527	1'52.471C	246,0	9:51'53.985
20	28.521	20.852	20.725	30.686	1'40.784	245,5	9:53'34.769
21	28.426	20.879	20.708	39.386	1'49.399	245,5	9:55'24.168

3° 62 S. MANZI [1'39.955]							
Lap	Seg1	Seg2	Seg3	Seg4	Lap Time	km/h	Local Time
1		22.139	21.752	31.632			9:19'20.906
2	28.858	20.336	21.613	31.095	1'41.902	244,3	9:21'02.808
3	28.745	20.499	20.958	31.037	1'41.239	246,0	9:22'44.047
4	28.651	20.654	21.017	30.719	1'41.041	246,0	9:24'25.088
5	28.517	20.482	20.828	30.641	1'40.468	246,0	9:26'05.556
6	28.252	20.290	20.773	31.234	1'40.549	247,1	9:27'46.105
7	28.861	20.687	20.835	30.650	1'41.033	248,3	9:29'27.138
8	28.159	20.613	20.811	30.685	1'40.268	247,1	9:31'07.406
9	28.220	20.546	20.807	30.568	1'40.141	247,7	9:32'47.547
10	30.624	23.512	22.926	38.755	1'55.817P	246,6	9:34'43.364
11	17'52.010	21.599	21.086	30.607	19'05.302P		9:53'48.666
12	28.378	20.602	20.627	30.348	1'39.955	244,3	9:55'28.621

7° 28 G. VAN STRAALLEN [1'41.079]							
Lap	Seg1	Seg2	Seg3	Seg4	Lap Time	km/h	Local Time
1		23.020	23.144	33.762			9:25'45.363
2	30.663	21.674	21.863	33.456	1'47.656	244,3	9:27'33.019
3	29.285	20.820	21.478	31.679	1'43.262	247,7	9:29'16.281
4	28.820	20.627	20.752	31.244	1'41.443	246,6	9:30'57.724
5	28.444	20.462	20.930	31.243	1'41.079	246,0	9:32'38.803
6	28.706	21.489	21.549	38.262	1'50.006P	246,0	9:34'28.809
7	10'07.237	20.758	21.534	32.240	11'21.769P		9:45'50.578
8	28.771	20.554	22.274	31.582	1'43.181	243,8	9:47'33.759
9	30.294	20.680	21.094	31.416	1'43.484	246,0	9:49'17.243
10	28.713	21.233	21.066	31.319	1'42.331	247,1	9:50'59.574
11	28.551	20.601	20.823	31.243	1'41.218	246,6	9:52'40.792
12	28.656	21.358	21.189	32.064	1'43.267	246,6	9:54'24.059
13	28.628	20.898	21.669	32.317	1'43.512	247,7	9:56'07.571

4° 23 M. SCHROETTER [1'40.116]							
Lap	Seg1	Seg2	Seg3	Seg4	Lap Time	km/h	Local Time
1		22.340	22.066	32.254			9:38'42.348
2	28.882	21.159	20.923	31.188	1'42.152	243,8	9:40'24.500
3	28.548	20.976	20.366	32.542	1'42.432	246,0	9:42'06.932
4	28.066	21.804	20.952	30.628	1'41.450	247,7	9:43'48.382
5	28.075	20.643	20.519	31.158	1'40.395	246,0	9:45'28.777
6	28.500	22.128	21.332	30.927	1'42.887	246,6	9:47'11.664
7	28.207	20.666	20.415	30.828	1'40.116	247,1	9:48'51.780
8	30.658	21.430	20.912	36.974	1'49.974P	247,7	9:50'41.754

8° 64 F. CARICASULO [1'41.110]							
Lap	Seg1	Seg2	Seg3	Seg4	Lap Time	km/h	Local Time
1		25.684	23.828	39.681			9:12'31.103
2	3'08.085	23.417	22.991	33.548	4'28.041P		9:16'59.144
3	30.859	22.238	22.006	32.777	1'47.880	228,8	9:18'47.024
4	29.799	21.630	21.622	32.605	1'45.656	243,2	9:20'32.680
5	29.761	21.708	21.406	32.007	1'44.882	242,7	9:22'17.562
6	29.728	21.321	21.417	32.097	1'44.563	244,9	9:24'02.125

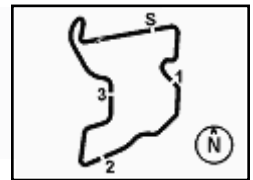
5° 3 R. DE ROSA [1'40.622]							
Lap	Seg1	Seg2	Seg3	Seg4	Lap Time	km/h	Local Time

03/03/2023

P = Pits In/Out - C = Lap Time Cancelled

These data/results cannot be reproduced, stored and/or transmitted in whole or in part by any manner of electronic, mechanical, photocopying, recording, broadcasting or otherwise now known or herein after developed without the previous express consent by the copyright owner, except for reproduction in daily press and regular printed publications on sale to the public within 60 days of the event related to those data/results and always provided that copyright symbol appears together as follows below.

© DORNA WSBK ORGANIZATION Srl 2023



Motul Indonesian Round, 3-5 March 2023
Chronological Analysis Free Practice 1st Session

Pertamina Mandalika Circuit 4.300 m

2 / 4

7	29.305	21.762	21.878	32.096	1'45.041	244,3	9:25'47.166
8	29.166	21.371	21.227	31.617	1'43.381	248,3	9:27'30.547
9	28.880	21.212	21.140	31.446	1'42.678	248,3	9:29'13.225
10	29.006	21.909	21.433	39.886	1'52.234P	246,6	9:31'05.459
11	9'58.193	22.882	21.893	33.023	11'15.991P		9:42'21.450
12	29.004	21.586	21.222	31.711	1'43.523	246,0	9:44'04.973
13	32.315	21.131	21.071	32.466	1'46.983	246,0	9:45'51.956
14	28.776	21.043	21.057	31.508	1'42.384	247,1	9:47'34.340
15	28.690	20.869	21.015	31.211	1'41.785	248,8	9:49'16.125
16	28.447	21.012	20.684	31.220	1'41.363	248,3	9:50'57.488
17	28.374	20.928	20.610	31.198	1'41.110	248,3	9:52'38.598
18	29.188	21.121	20.931	33.855	1'45.095	250,6	9:54'23.693
19	28.521	20.916	21.223	31.356	1'42.016	248,3	9:56'05.709

11°		54 B. SOFUOGLU [1'42.682]						
Lap	Seg1	Seg2	Seg3	Seg4	Lap Time	km/h	Local Time	
1		28.367	25.268	35.746			9:12'45.891	
2	32.141	23.501	22.586	33.601	1'51.829	221,8	9:14'37.720	
3	31.135	22.418	22.015	34.773	1'50.341	242,7	9:16'28.061	
4	30.018	22.121	21.802	32.782	1'46.723	246,6	9:18'14.784	
5	29.736	21.950	21.645	32.266	1'45.597	246,0	9:20'00.381	
6	29.444	22.085	21.615	32.201	1'45.345	247,1	9:21'45.726	
7	29.297	21.666	21.523	33.824	1'46.310	247,7	9:23'32.036	
8	29.301	21.525	21.550	32.503	1'44.879	250,6	9:25'16.915	
9	29.669	22.578	23.212	33.173	1'48.632	247,7	9:27'05.547	
10	29.458	21.627	21.653	32.168	1'44.906	250,6	9:28'50.453	
11	29.408	22.182	21.525	32.155	1'45.270	250,0	9:30'35.723	
12	28.949	21.283	21.657	32.266	1'44.155	249,4	9:32'19.878	
13	29.061	24.331	23.799	42.058	1'59.249P	248,8	9:34'19.127	
14	11'27.053	22.376	21.967	32.353	12'43.749P		9:47'02.876	
15	29.336	21.635	21.185	32.016	1'44.172	246,6	9:48'47.048	
16	34.855	21.803	21.883	32.700	1'51.241	246,6	9:50'38.289	
17	28.774	21.252	21.103	31.646	1'42.775	251,7	9:52'21.064	
18	28.879	21.130	21.149	31.524	1'42.682	248,3	9:54'03.746	

9°		94 V. DEBISE [1'41.787]						
Lap	Seg1	Seg2	Seg3	Seg4	Lap Time	km/h	Local Time	
1		23.437	22.478	33.183			9:11'54.207	
2	30.063	22.165	21.911	32.536	1'46.675	242,2	9:13'40.882	
3	29.807	21.943	21.516	32.024	1'45.290	243,8	9:15'26.172	
4	29.399	21.292	21.264	32.031	1'43.986	244,3	9:17'10.158	
5	29.277	21.527	21.386	31.979	1'44.169	245,5	9:18'54.327	
6	29.372	21.472	21.218	32.292	1'44.354	245,5	9:20'38.681	
7	29.415	22.568	21.502	31.820	1'45.305	247,1	9:22'23.986	
8	29.049	21.585	21.334	31.789	1'43.757	246,0	9:24'07.743	
9	29.137	21.419	21.443	31.676	1'43.675	248,3	9:25'51.418	
10	29.155	21.245	21.245	34.821	1'46.466	247,1	9:27'37.884	
11	28.739	21.308	21.039	31.587	1'42.673	248,3	9:29'20.557	
12	28.662	21.129	21.379	31.541	1'42.711	248,3	9:31'03.268	
13	28.710	21.231	21.447	38.682	1'50.070P	248,3	9:32'53.338	
14	5'00.875	21.530	21.256	31.883	6'15.544P		9:39'08.882	
15	28.988	21.223	21.195	31.502	1'42.908	247,1	9:40'51.790	
16	29.030	21.020	20.848	31.406	1'42.304	247,1	9:42'34.094	
17	28.831	21.534	21.097	31.487	1'42.949	247,7	9:44'17.043	
18	28.956	21.086	20.968	31.336	1'42.346	244,9	9:45'59.389	
19	28.598	21.111	20.962	31.362	1'42.033	247,1	9:47'41.422	
20	28.590	21.192	20.758	31.247	1'41.787	247,1	9:49'23.209	
21	28.868	21.591	21.034	31.268	1'42.761	248,8	9:51'05.970	
22	28.465	21.009	20.905	32.174	1'42.553	247,7	9:52'48.523	
23	29.246	21.257	21.112	31.385	1'43.000	247,7	9:54'31.523	
24	28.725	21.146	21.031	31.746	1'42.648	247,1	9:56'14.171	

12°		32 O. BAYLISS [1'42.700]						
Lap	Seg1	Seg2	Seg3	Seg4	Lap Time	km/h	Local Time	
1		26.224	24.594	36.133			9:12'29.007	
2	31.479	24.017	23.058	33.499	1'52.053	242,2	9:14'21.060	
3	30.509	22.181	21.834	32.955	1'47.479	244,3	9:16'08.539	
4	29.500	21.833	21.718	32.457	1'45.508	244,9	9:17'54.047	
5	29.963	21.733	21.659	32.253	1'45.608	246,6	9:19'39.655	
6	32.551	21.568	21.766	32.389	1'48.274	241,6	9:21'27.929	
7	29.837	21.656	21.595	32.516	1'45.604	246,0	9:23'13.533	
8	29.592	21.635	21.610	32.553	1'45.390	246,0	9:24'58.923	
9	29.696	21.799	21.813	32.489	1'45.797	244,3	9:26'44.720	
10	32.754	22.621	22.730	37.425	1'55.530P	246,6	9:28'40.250	
11	8'24.909	22.388	22.228	32.598	9'42.123P		9:38'22.373	
12	29.643	22.921	24.874	33.216	1'50.654C	243,8	9:40'13.027	
13	29.697	22.394	22.852	32.437	1'47.380	244,9	9:42'00.407	
14	29.664	27.441	21.725	32.205	1'51.035C	241,6	9:43'51.442	
15	29.162	21.351	21.606	32.122	1'44.241	246,6	9:45'35.683	
16	29.161	21.355	21.237	31.907	1'43.660	247,1	9:47'19.343	
17	29.173	21.263	21.167	31.657	1'43.260C	246,6	9:49'02.603	
18	31.674	21.071	21.074	31.666	1'45.485	246,6	9:50'48.088	
19	28.960	21.140	21.137	31.463	1'42.700	247,7	9:52'30.788	
20	28.847	23.957	22.401	32.362	1'47.567C	247,1	9:54'18.355	
21	29.096	21.331	20.983	31.393	1'42.803	245,5	9:56'01.158	

10°		9 J. NAVARRO [1'41.801]						
Lap	Seg1	Seg2	Seg3	Seg4	Lap Time	km/h	Local Time	
1		23.169	22.408	32.833			9:12'23.492	
2	29.734	21.312	21.174	31.828	1'44.048	243,2	9:14'07.540	
3	29.040	20.898	21.075	31.589	1'42.602	244,3	9:15'50.142	
4	29.695	21.117	21.314	32.162	1'44.288	245,5	9:17'34.430	
5	28.962	20.859	21.683	31.475	1'42.979	244,9	9:19'17.409	
6	28.901	20.919	21.397	31.703	1'42.920	245,5	9:21'00.329	
7	29.013	20.799	25.011	42.154	1'56.977P	245,5	9:22'57.306	
8	6'07.887	21.306	21.704	31.718	7'22.615P		9:30'19.921	
9	29.180	21.549	23.084	31.858	1'45.671	244,9	9:32'05.592	
10	28.902	21.095	21.560	31.477	1'43.034	246,0	9:33'48.626	
11	28.816	20.866	21.267	31.322	1'42.271	246,0	9:35'30.897	
12	28.848	21.002	21.203	31.318	1'42.371	245,5	9:37'13.268	
13	28.663	20.756	20.990	31.392	1'41.801	244,9	9:38'55.069	
14	30.598	22.542	25.059	39.877	1'58.076P	245,5	9:40'53.145	
15	7'22.867	21.451	21.382	31.481	8'37.181P		9:49'30.326	
16	28.774	20.943	21.031	31.355	1'42.103	246,6	9:51'12.429	
17	28.746	20.891	21.077	31.313	1'42.027	247,1	9:52'54.456	
18	29.063	20.757	20.980	31.650	1'42.450	247,7	9:54'36.906	
19	28.919	21.621	22.466	33.748	1'46.754	246,0	9:56'23.660	

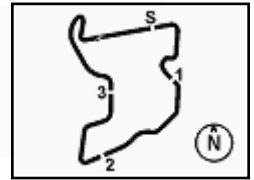
13°		66 N. TUULI [1'42.727]						
Lap	Seg1	Seg2	Seg3	Seg4	Lap Time	km/h	Local Time	
1		24.614	22.757	33.736			9:12'19.200	
2	31.105	21.941	21.661	32.223	1'46.930	242,2	9:14'06.130	
3	30.076	21.429	21.245	31.808	1'44.558	241,6	9:15'50.688	
4	29.330	21.243	21.277	32.487	1'44.337	244,9	9:17'35.025	
5	29.020	20.877	21.256	31.574	1'42.727	244,3	9:19'17.752	
6	29.326	20.884	21.273	31.579	1'43.062	245,5	9:21'00.814	
7	29.028	21.032	21.475	32.664	1'44.199	246,0	9:22'45.013	
8	29.099	21.282	21.288	31.522	1'43.191	244,3	9:24'28.204	
9	29.410	21.480	21.489	37.433	1'49.812P	244,3	9:26'18.016	
10	9'48.426	21.777	21.587	32.392	11'04.182P		9:37'22.198	
11	29.295	21.357	21.563	31.789	1'44.004	244,9	9:39'06.202	
12	28.975	21.282	21.389	31.823	1'43.469	245,5	9:40'49.671	
13	28.824	21.151	21.353	31.648	1'42.976	244,9	9:42'32.647	
14	28.928	25.187	22.108	39.308	1'55.531P	245,5	9:44'28.178	
15	7'36.055	21.834	21.468	32.405	8'51.762P		9:53'19.940	
16	29.133	21.614	21.501	32.086	1'44.334	244,9	9:55'04.274	

03/03/2023 P = Pits In/Out - C = Lap Time Cancelled

These data/results cannot be reproduced, stored and/or transmitted in whole or in part by any manner of electronic, mechanical, photocopying, recording, broadcasting or otherwise now known or herein after developed without the previous express consent by the copyright owner, except for reproduction in daily press and regular printed publications on sale to the public within 60 days of the event related to those data/results and always provided that copyright symbol appears together as follows below.

© DORNA WSBK ORGANIZATION Srl 2023





Motul Indonesian Round, 3-5 March 2023
Chronological Analysis Free Practice 1st Session

Pertamina Mandalika Circuit 4.300 m

3 / 4

14° 95 T. MACKENZIE [1'43.138]							
Lap	Seg.1	Seg.2	Seg.3	Seg.4	Lap Time	km/h	Local Time
1		25.300	23.368	35.341			9:12'10.078
2	31.089	22.590	22.825	32.813	1'49.317	226,9	9:13'59.395
3	30.697	23.251	21.948	32.823	1'48.719	232,8	9:15'48.114
4	29.815	22.630	21.643	32.735	1'46.823	232,3	9:17'34.937
5	29.832	21.413	21.273	32.244	1'44.762	236,8	9:19'19.699
6	29.510	21.098	21.696	31.672	1'43.976	238,9	9:21'03.675
7	29.383	21.194	21.335	31.907	1'43.819	239,5	9:22'47.494
8	29.151	21.049	21.111	31.827	1'43.138	237,9	9:24'30.632
9	31.514	22.160	21.745	38.847	1'54.266P	238,4	9:26'24.898
10	12'29.890	22.058	21.587	32.618	1'34.6.153P		9:40'11.051
11	32.706	23.026	22.727	33.640	1'52.099	232,8	9:42'03.150
12	29.763	22.140	21.927	32.729	1'46.559	235,3	9:43'49.709
13	29.358	21.291	21.426	32.167	1'44.242	236,8	9:45'33.951
14	29.150	21.433	21.253	32.090	1'43.926	234,3	9:47'17.877
15	41.368	27.631	23.624	38.410	2'11.033CP	233,8	9:49'28.910

15° 51 A. SARMOON [1'44.200]							
Lap	Seg.1	Seg.2	Seg.3	Seg.4	Lap Time	km/h	Local Time
1		24.722	25.058	34.673			9:12'53.482
2	31.128	23.435	22.618	33.488	1'50.669	235,3	9:14'44.151
3	30.237	22.924	21.903	33.436	1'48.500	237,9	9:16'32.651
4	29.805	22.038	22.849	32.588	1'47.280	242,7	9:18'19.931
5	29.620	22.611	21.770	32.255	1'46.256	242,2	9:20'06.187
6	29.672	22.723	22.120	32.218	1'46.733	242,7	9:21'52.920
7	29.988	22.292	21.839	35.102	1'49.221	244,9	9:23'42.141
8	29.687	22.279	22.415	32.850	1'47.231	243,2	9:25'29.372
9	29.847	22.566	22.029	32.947	1'47.389	244,3	9:27'16.761
10	32.021	22.875	22.525	33.134	1'50.555	244,9	9:29'07.316
11	30.995	23.028	22.649	41.284	1'57.956P	243,2	9:31'05.272
12	15'09.562	22.927	26.458	38.080	16'37.027P		9:47'42.299
13	29.451	21.672	21.849	32.734	1'45.706	244,3	9:49'28.005
14	29.904	21.885	24.715	32.166	1'48.670	243,2	9:51'16.675
15	29.600	21.760	21.741	32.035	1'45.136	243,8	9:53'01.811
16	29.511	21.822	21.601	31.834	1'44.768	244,9	9:54'46.579
17	29.366	21.704	21.543	31.587	1'44.200	243,8	9:56'30.779

16° 19 A. MANTOVANI [1'44.296]							
Lap	Seg.1	Seg.2	Seg.3	Seg.4	Lap Time	km/h	Local Time
1		24.548	23.979	34.435			9:12'31.796
2	30.791	22.301	22.895	32.669	1'48.656	238,9	9:14'20.452
3	30.287	21.785	22.088	32.626	1'46.786	241,1	9:16'07.238
4	29.493	21.482	21.813	33.264	1'46.052	243,8	9:17'53.290
5	31.887	21.627	21.530	32.402	1'47.446	241,1	9:19'40.736
6	29.591	21.677	21.644	32.659	1'45.571	245,5	9:21'26.307
7	29.788	21.790	24.542	32.655	1'48.775	245,5	9:23'15.082
8	29.372	21.270	21.626	32.188	1'44.456	246,6	9:24'59.538
9	29.338	21.693	21.892	32.576	1'45.499	248,3	9:26'45.037
10	29.503	21.470	21.738	32.117	1'44.828	247,1	9:28'29.865
11	29.416	21.483	21.808	32.331	1'45.038	246,0	9:30'14.903
12	30.547	22.231	22.680	41.803	1'57.261P	244,9	9:32'12.164
13	12'57.863	22.678	22.457	32.734	14'15.732P		9:46'27.896
14	29.678	21.714	21.723	32.576	1'45.691	242,7	9:48'13.587
15	29.367	21.609	21.618	32.346	1'44.940	244,3	9:49'58.527
16	29.427	21.492	21.760	32.449	1'45.128	245,5	9:51'43.655
17	29.175	21.414	21.446	32.261	1'44.296	245,5	9:53'27.951
18	29.444	21.610	21.573	32.281	1'44.908	244,3	9:55'12.859

17° 17 J. MCPHEE [1'44.445]							
Lap	Seg.1	Seg.2	Seg.3	Seg.4	Lap Time	km/h	Local Time

1		24.594	29.369	35.275			9:16'04.253
2	31.055	22.531	22.847	33.279	1'49.712	241,1	9:17'53.965
3	30.477	21.588	21.856	32.245	1'46.166	239,5	9:19'40.131
4	29.462	21.559	22.217	32.731	1'45.969	246,0	9:21'26.100
5	29.780	21.681	21.739	32.575	1'45.775	242,7	9:23'11.875
6	29.895	21.800	22.009	38.715	1'52.419P	243,8	9:25'04.294
7	15'42.624	21.772	21.840	33.445	16'59.681P		9:42'03.975
8	29.713	22.431	22.050	32.534	1'46.728	242,2	9:43'50.703
9	29.400	21.558	21.544	32.419	1'44.921	245,5	9:45'35.624
10	29.657	21.271	21.478	32.125	1'44.531	246,0	9:47'20.155
11	29.509	21.541	21.469	33.020	1'45.539	246,6	9:49'05.694
12	29.307	21.504	21.484	32.442	1'44.737	247,1	9:50'50.431
13	29.330	21.413	21.652	32.718	1'45.113	246,6	9:52'35.544
14	29.591	21.512	21.702	32.638	1'45.443	245,5	9:54'20.987
15	29.476	21.485	21.452	32.032	1'44.445	244,9	9:56'05.432

18° 24 A. WONGTHANANON [1'44.628]							
Lap	Seg.1	Seg.2	Seg.3	Seg.4	Lap Time	km/h	Local Time
1		28.007	25.153	36.527			9:12'46.998
2	31.505	23.345	22.790	33.785	1'51.425	228,8	9:14'38.423
3	30.686	22.586	22.110	36.371	1'51.753	239,5	9:16'30.176
4	30.081	22.191	21.868	32.596	1'46.736	241,6	9:18'16.912
5	29.485	21.838	21.537	32.250	1'45.110	244,3	9:20'02.022
6	29.400	21.782	21.652	32.279	1'45.113	241,6	9:21'47.135
7	29.653	21.677	22.127	35.083	1'48.540	243,2	9:23'35.675
8	29.473	21.716	21.562	32.229	1'44.980	242,7	9:25'20.655
9	29.648	21.617	21.821	32.598	1'45.684	243,2	9:27'06.339
10	29.495	21.441	21.590	32.102	1'44.628	244,3	9:28'50.967
11	29.842	22.090	21.583	32.362	1'45.877	243,2	9:30'36.844
12	29.453	21.535	22.196	41.666	1'54.850P	244,9	9:32'31.694
13	13'44.452	22.736	24.471	32.471	15'04.130P		9:47'35.824
14	29.448	21.594	21.574	32.309	1'44.925	242,7	9:49'20.749
15	30.744	22.353	21.764	38.023	1'52.884	240,5	9:51'13.633
16	29.298	21.707	21.773	32.362	1'45.140	242,7	9:52'58.773
17	29.428	21.733	21.980	36.930	1'50.071	242,7	9:54'48.844
18	29.596	21.686	21.764	32.314	1'45.360	241,1	9:56'34.204

19° 77 T. ALBERTO [1'45.401]							
Lap	Seg.1	Seg.2	Seg.3	Seg.4	Lap Time	km/h	Local Time
1		24.429	23.148	40.683			9:12'04.892
2	1'37.902	23.808	22.264	34.669	2'58.643P		9:15'03.535
3	31.697	23.131	21.776	33.900	1'50.504	217,7	9:16'54.039
4	31.241	22.859	21.787	33.370	1'49.257	210,1	9:18'43.296
5	31.213	22.669	26.135	33.518	1'53.535	229,3	9:20'36.831
6	31.133	22.808	21.869	32.513	1'48.323	207,3	9:22'25.154
7	30.614	22.512	21.971	33.134	1'48.231	215,6	9:24'13.385
8	31.235	22.647	21.968	37.849	1'53.699P	218,2	9:26'07.084
9	8'59.065	23.031	21.788	33.577	10'17.461P		9:36'24.545
10	31.024	22.895	21.957	33.369	1'49.245	231,3	9:38'13.790
11	30.922	22.690	22.161	33.063	1'48.836	234,8	9:40'02.626
12	30.926	22.510	22.115	33.127	1'48.678	240,5	9:41'51.304
13	30.511	22.372	22.081	32.730	1'47.694	242,7	9:43'38.998
14	30.585	22.391	21.812	32.784	1'47.572	241,6	9:45'26.570
15	30.353	22.582	22.052	32.457	1'47.444	241,6	9:47'14.014
16	30.637	22.759	21.681	32.805	1'47.882	242,7	9:49'01.896
17	30.475	22.229	21.823	32.434	1'46.961	241,6	9:50'48.857
18	29.782	21.897	22.070	33.228	1'46.977	246,6	9:52'35.834
19	29.862	21.678	21.583	32.424	1'45.547	244,9	9:54'21.381
20	29.799	21.741	21.490	32.371	1'45.401	243,8	9:56'06.782

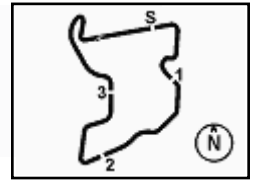
20° 7 A. NORRODIN [1'47.557]							
Lap	Seg.1	Seg.2	Seg.3	Seg.4	Lap Time	km/h	Local Time

03/03/2023 P = Pits In/Out - C = Lap Time Cancelled

These data/results cannot be reproduced, stored and/or transmitted in whole or in part by any manner of electronic, mechanical, photocopying, recording, broadcasting or otherwise now known or herein after developed without the previous express consent by the copyright owner, except for reproduction in daily press and regular printed publications on sale to the public within 60 days of the event related to those data/results and always provided that copyright symbol appears together as follows below.

© DORNA WSBK ORGANIZATION Srl 2023





**Motul Indonesian Round, 3-5 March 2023
Chronological Analysis Free Practice 1st Session**

2	2'16.585	28.966	28.178	41.860	3'55.589P		9:16'20.806
3	24'20.031	24.194	24.361	34.446	25'43.032P		9:42'03.838
4	30.423	22.566	21.892	32.676	1'47.557	226,4	9:43'51.395

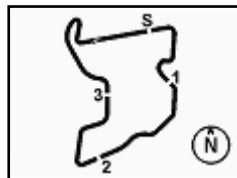
21° 4 H. TRUELOVE (1'48.039)							
Lap	Seg.1	Seg.2	Seg.3	Seg.4	Lap Time	km/h	Local Time
1		25.813	24.893	37.081			9:12'25.568
2	33.505	25.265	24.442	35.821	1'59.033	240,0	9:14'24.601
3	32.453	24.260	23.831	36.134	1'56.678	240,0	9:16'21.279
4	32.512	24.267	23.495	35.284	1'55.558	236,3	9:18'16.837
5	31.787	23.715	22.748	34.700	1'52.950	241,1	9:20'09.787
6	31.735	23.642	22.931	34.863	1'53.171	242,2	9:22'02.958
7	31.620	23.799	23.114	35.510	1'54.043	242,7	9:23'57.001
8	32.557	23.777	23.570	34.452	1'54.356	243,2	9:25'51.357
9	31.396	23.200	22.987	34.677	1'52.260	244,9	9:27'43.617
10	31.556	23.151	22.912	41.445	1'59.064P	238,4	9:29'42.681
11	12'10.581	26.503	22.469	34.104	13'33.657P		9:43'16.338
12	31.197	23.059	22.496	33.879	1'50.631	242,7	9:45'06.969
13	30.523	22.902	22.444	34.083	1'49.952	242,7	9:46'56.921
14	31.152	23.035	22.668	34.166	1'51.021	243,8	9:48'47.942
15	31.021	23.260	22.305	33.507	1'50.093	245,5	9:50'38.035
16	30.379	22.202	33.296	34.133	2'00.010	244,3	9:52'38.045
17	30.496	22.427	21.750	33.366	1'48.039	246,6	9:54'26.084
18	30.243	22.514	22.136	33.174	1'48.067	245,5	9:56'14.151

03/03/2023

P = Pits In/Out - C = Lap Time Cancelled

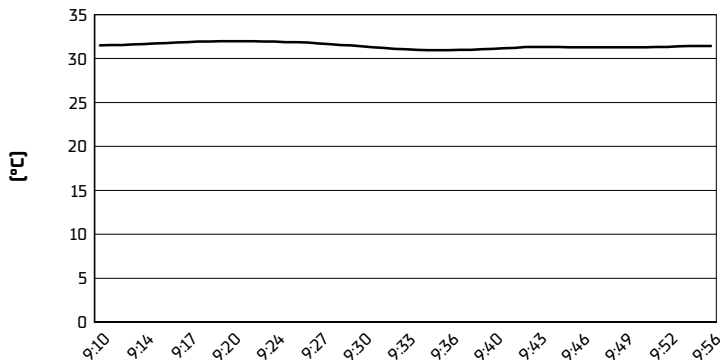
These data/results cannot be reproduced, stored and/or transmitted in whole or in part by any manner of electronic, mechanical, photocopying, recording, broadcasting or otherwise now known or herein after developed without the previous express consent by the copyright owner, except for reproduction in daily press and regular printed publications on sale to the public within 60 days of the event related to those data/results and always provided that copyright symbol appears together as follows below.

© DORNA WSBK ORGANIZATION Srl 2023

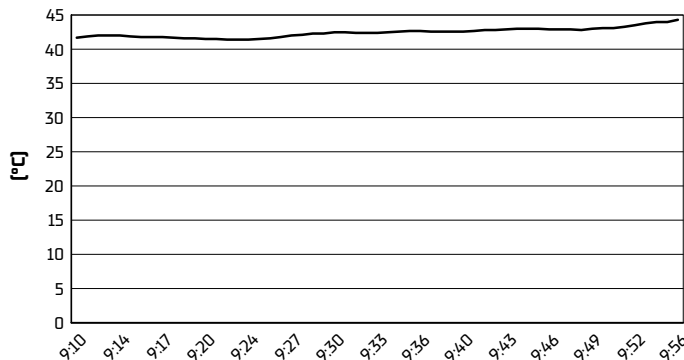


Motul Indonesian Round, 3-5 March 2023
Weather Report Free Practice 1st Session
Session started 09:10 - Session ended 9:56

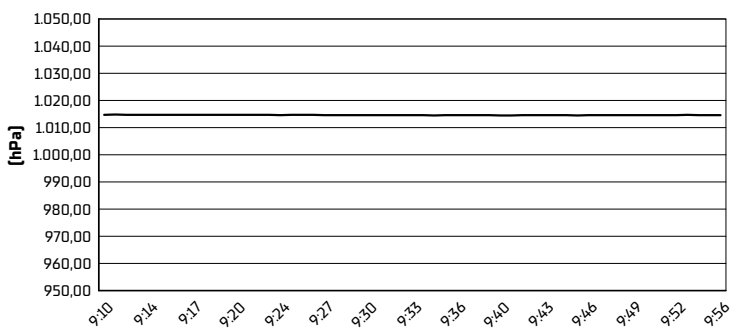
Air Temperature



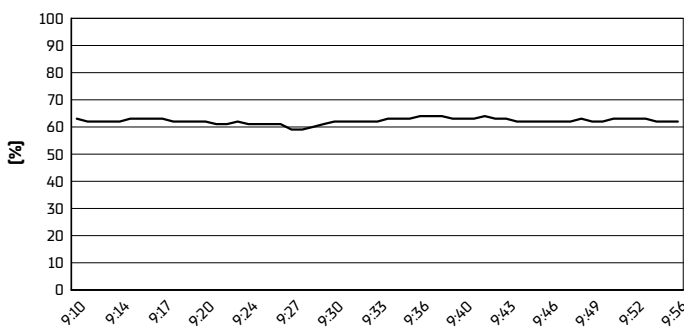
Track Temperature



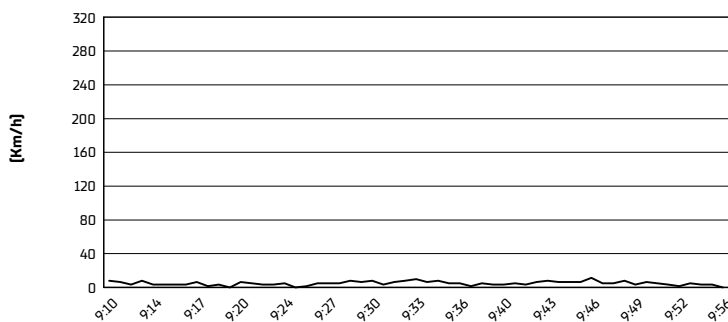
Air Pressure



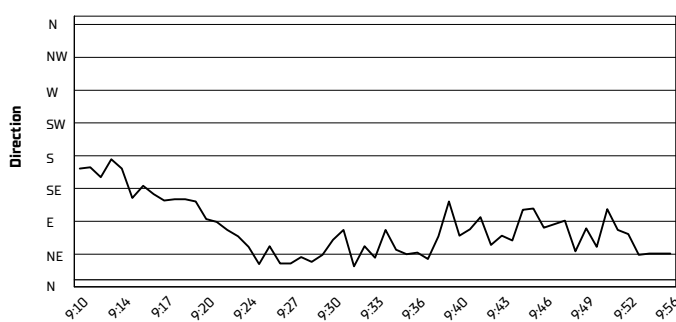
Humidity



Wind Speed



Wind Direction



03/03/2023

These data/results cannot be reproduced, stored and/or transmitted in whole or in part by any manner of electronic, mechanical, photocopying, recording, broadcasting or otherwise now known or herein after developed without the previous express consent by the copyright owner, except for reproduction in daily press and regular printed publications on sale to the public within 60 days of the event related to those data/results and always provided that copyright symbol appears together as follows below.

© DORNA WSBK ORGANIZATION Srl 2023

