

Motul Indonesian Round, 3-5 March 2023
Results Free Practice 2nd Session

Pertamina Mandalika Circuit 4.300 m

1 / 3

No.	Rider	Nat	Team	Bike	Time	Gap	Rel.	Laps	Speed	
									Avg	Max
1	11 N. BULEGA	ITA	Aruba Racing WorldSSP Team	Ducati Panigale V2	1'36.705			20	160,074	252,3
2	61 C. ONCU	TUR	Kawasaki Puccetti Racing	Kawasaki ZX-6R	1'36.729	0.024	0.024	21	160,035	248,8
3	66 N. TUULI	FIN	Dynavolt Triumph	Triumph Street Triple RS 765	1'36.751	0.046	0.022	16	159,998	254,7
4	23 M. SCHROETTER	GER	MV Agusta Reparto Corse	MV Agusta F3 800 RR	1'36.784	0.079	0.033	20	159,944	251,7
5	62 S. MANZI	ITA	Ten Kate Racing Yamaha	Yamaha YZF R6	1'36.866	0.161	0.082	14	159,808	249,4
6	3 R. DE ROSA	ITA	Orelac Racing Verdnature	Ducati Panigale V2	1'36.878	0.173	0.012	17	159,789	248,8
7	64 F. CARICASULO	ITA	Althea Racing Team	Ducati Panigale V2	1'36.971	0.266	0.093	16	159,635	251,7
8	9 J. NAVARRO	ESP	Ten Kate Racing Yamaha	Yamaha YZF R6	1'37.025	0.320	0.054	18	159,547	252,3
9	28 G. VAN STRAALEN	NED	EAB Racing Team	Yamaha YZF R6	1'37.137	0.432	0.112	18	159,363	249,4
10	94 V. DEBISE	FRA	GMT94 Yamaha	Yamaha YZF R6	1'37.242	0.537	0.105	19	159,190	250,0
11	29 N. SPINELLI	ITA	VFT Racing Yamaha	Yamaha YZF R6	1'37.583	0.878	0.341	15	158,634	246,0
12	19 A. MANTOVANI	ITA	Evan Bros. WorldSSP Yamaha Team	Yamaha YZF R6	1'37.840	1.135	0.257	18	158,217	249,4
13	54 B. SOFUOGLU	TUR	MV Agusta Reparto Corse	MV Agusta F3 800 RR	1'37.986	1.281	0.146	14	157,982	255,9
14	32 O. BAYLISS	AUS	D34G Racing	Ducati Panigale V2	1'38.264	1.559	0.278	19	157,535	252,9
15	17 J. MCPHEE	GBR	Vince64 by Puccetti Racing	Kawasaki ZX-6R	1'38.956	2.251	0.692	16	156,433	250,6
16	95 T. MACKENZIE	GBR	PETRONAS MIE MS Racing HONDA Team	Honda CBR600RR	1'39.369	2.664	0.413	15	155,783	241,1
17	24 A. WONGTHANANON	THA	Yamaha Thailand Racing Team	Yamaha YZF R6	1'39.975	3.270	0.606	2	154,839	247,7
18	51 A. SARMOON	THA	Yamaha Thailand Racing Team	Yamaha YZF R6	1'40.153	3.448	0.178	18	154,564	249,4
19	7 A. NORRODIN	MAS	PETRONAS MIE MS Racing HONDA Team	Honda CBR600RR	1'41.383	4.678	1.230	19	152,688	243,8
20	77 T. ALBERTO	PHI	MTM Kawasaki	Kawasaki ZX-6R	1'41.388	4.683	0.005	16	152,681	244,3
21	4 H. TRUELOVE	GBR	Dynavolt Triumph	Triumph Street Triple RS 765	1'41.501	4.796	0.113	18	152,511	252,9

Qualifying Lap Time (105% of 1'36.705): 1'41.541

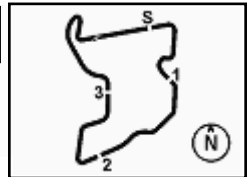
AIR	Humidity:	54%	Temp:	32°C
TRACK	Condition:	Dry	Temp:	53°C

Records	Pole	(SP)	2022	N.Tuuli	1'35.947	161,340	Km/h
	Race	(RC2)	2022	D.Aegerter	1'35.765	161,650	Km/h
	All Times	(RC2)	2022	D.Aegerter	1'35.765	161,650	Km/h

Start 03/03/2023 12:00 End 12:47 The results are provisional until the end of the time limit for protests and appeals and the completion of the technical checks.

These data/results cannot be reproduced, stored and/or transmitted in whole or in part by any manner of electronic, mechanical, photocopying, recording, broadcasting or otherwise now known or herein after developed without the previous express consent by the copyright owner, except for reproduction in daily press and regular printed publications on sale to the public within 60 days of the event related to those data/results and always provided that copyright symbol appears together as follows below.

© DORNA WSBK ORGANIZATION Srl 2023



Motul Indonesian Round, 3-5 March 2023
Results Free Practice 2nd Session

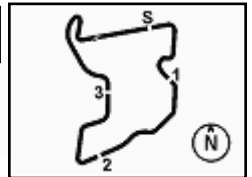
Session Highlights

Local Time	No. Rider	Description
12.00.00		Start
12.00.23		WorldSSP Pit Intervention Time: 1min 17secs
12.00.50	32 O. BAYLISS	Current Lap Cancelled - Exceeded Track Limits - Turn 8R
12.06.23	66 N. TUULI	Lap Cancelled [1'38.884] - Exceeded Track Limits - Turn 9
12.07.00	24 A. WONGTHANANON	Crashed - Turn 8
12.08.56	17 J. MCPHEE	Current Lap Cancelled - Exceeded Track Limits - Turn 14
12.09.55	32 O. BAYLISS	Current Lap Cancelled - Exceeded Track Limits - Turn 14
12.10.58	4 H. TRUELOVE	Current Lap Cancelled - Exceeded Track Limits - Turn 14
12.12.18	77 T. ALBERTO	Current Lap Cancelled - Exceeded Track Limits - Turn 14
12.12.51	32 O. BAYLISS	Current Lap Cancelled - Exceeded Track Limits - Turn 8L
12.13.52	95 T. MACKENZIE	Crashed - Turn 10
12.15.03	95 T. MACKENZIE	Re-joined
12.15.35	95 T. MACKENZIE	Current Lap Cancelled - Exceeded Track Limits - Turn 14
12.15.37	17 J. MCPHEE	Current Lap Cancelled - Exceeded Track Limits - Turn 14
12.15.50	66 N. TUULI	Lap Cancelled [1'51.140] - Yellow Flag - Turn 6
12.15.55	64 F. CARICASULO	Lap Cancelled [1'37.892] - Yellow Flag - Turn 6
12.16.00	4 H. TRUELOVE	Lap Cancelled [1'45.461] - Yellow Flag - Turn 6
12.16.05	28 G. VAN STRAALEN	Lap Cancelled [1'39.770] - Yellow Flag - Turn 6
12.16.10	61 C. ONCU	Lap Cancelled [1'37.664] - Yellow Flag - Turn 6
12.16.15	94 V. DEBISE	Lap Cancelled [1'42.756] - Yellow Flag - Turn 6
12.16.20	11 N. BULEGA	Lap Cancelled [1'38.319] - Yellow Flag - Turn 6
12.16.25	32 O. BAYLISS	Lap Cancelled [1'39.819] - Yellow Flag - Turn 6
12.16.30	9 J. NAVARRO	Lap Cancelled [1'37.710] - Yellow Flag - Turn 6
12.16.35	19 A. MANTOVANI	Lap Cancelled [1'41.072] - Yellow Flag - Turn 6
12.16.40	62 S. MANZI	Lap Cancelled [1'37.876] - Yellow Flag - Turn 6
12.16.45	3 R. DE ROSA	Lap Cancelled [1'40.658] - Yellow Flag - Turn 6
12.16.50	23 M. SCHROETTER	Lap Cancelled [1'38.293] - Yellow Flag - Turn 6
12.16.55	54 B. SOFUOGLU	Lap Cancelled [1'38.985] - Yellow Flag - Turn 6
12.17.00	77 T. ALBERTO	Lap Cancelled [1'42.563] - Yellow Flag - Turn 6
12.17.05	95 T. MACKENZIE	Lap Cancelled [1'41.630] - Yellow Flag - Turn 6
12.17.10	7 A. NORRODIN	Lap Cancelled [1'42.766] - Yellow Flag - Turn 6
12.17.15	17 J. MCPHEE	Lap Cancelled [1'47.670] - Yellow Flag - Turn 6
12.17.20	51 A. SARMOON	Lap Cancelled [1'40.763] - Yellow Flag - Turn 6
12.17.25	64 F. CARICASULO	Lap Cancelled [1'37.320] - Yellow Flag - Turn 6
12.17.30	66 N. TUULI	Lap Cancelled [1'37.376] - Yellow Flag - Turn 6
12.17.35	4 H. TRUELOVE	Lap Cancelled [1'43.786] - Yellow Flag - Turn 6
12.17.40	51 A. SARMOON	Lap Cancelled [1'44.408] - Yellow Flag - Turn 10
12.17.45	7 A. NORRODIN	Lap Cancelled [1'42.399] - Yellow Flag - Turn 10
12.17.50	95 T. MACKENZIE	Lap Cancelled [3'36.936] - Yellow Flag - Turn 10
12.17.55	28 G. VAN STRAALEN	Lap Cancelled [1'42.887] - Yellow Flag - Turn 10
12.18.00	61 C. ONCU	Lap Cancelled [1'38.029] - Yellow Flag - Turn 10
12.18.05	4 H. TRUELOVE	Lap Cancelled [1'42.729] - Yellow Flag - Turn 10
12.18.10	94 V. DEBISE	Lap Cancelled [1'37.836] - Yellow Flag - Turn 10
12.18.15	11 N. BULEGA	Lap Cancelled [1'37.472] - Yellow Flag - Turn 10
12.18.47	64 F. CARICASULO	Current Lap Cancelled - Exceeded Track Limits - Turn 14
12.20.57	32 O. BAYLISS	Current Lap Cancelled - Exceeded Track Limits - Turn 8L
12.23.21	32 O. BAYLISS	Current Lap Cancelled - Exceeded Track Limits - Turn 14
12.27.58	32 O. BAYLISS	Current Lap Cancelled - Exceeded Track Limits - Turn 8L
12.32.14	77 T. ALBERTO	On Asphalt - Re-Joined - Turn 10
12.33.18	62 S. MANZI	Crashed - Re-Joined - Turn 16
12.34.27	32 O. BAYLISS	Current Lap Cancelled - Exceeded Track Limits - Turn 8L
12.37.36	77 T. ALBERTO	Lap Cancelled [1'57.513] - Yellow Flag - Turn 16
12.37.41	94 V. DEBISE	Lap Cancelled [1'38.085] - Yellow Flag - Turn 16
12.37.43	64 F. CARICASULO	Crashed - Turn 2
12.38.25	64 F. CARICASULO	Re-joined
12.38.44	32 O. BAYLISS	Current Lap Cancelled - Exceeded Track Limits - Turn 14

Start End The results are provisional until the end of the time limit for protests and appeals
03/03/2023 12:00 12:47 and the completion of the technical checks.

These data/results cannot be reproduced, stored and/or transmitted in whole or in part by any manner of electronic, mechanical, photocopying, recording, broadcasting or otherwise now known or herein after developed without the previous express consent by the copyright owner, except for reproduction in daily press and regular printed publications on sale to the public within 60 days of the event related to those data/results and always provided that copyright symbol appears together as follows below.

© DORNA WSBK ORGANIZATION Srl 2023



Motul Indonesian Round, 3-5 March 2023
Results Free Practice 2nd Session

12.38.49	64 F. CARICASULO	Current Lap Cancelled - Exceeded Track Limits - Turn 8L
12.40.24	54 B. SOFUOGLU	Crashed - Turn 12
12.40.39	54 B. SOFUOGLU	Re-joined
12.40.41	61 C. ONCU	Current Lap Cancelled - Exceeded Track Limits - Turn 8R
12.41.14	32 O. BAYLISS	Lap Cancelled [1'54.705] - Yellow Flag - Turn 2
12.41.19	66 N. TUULI	Lap Cancelled [9'54.565] - Yellow Flag - Turn 2
12.41.24	23 M. SCHROETTER	Lap Cancelled [5'17.111] - Yellow Flag - Turn 2
12.41.29	54 B. SOFUOGLU	Lap Cancelled [19'48.712] - Yellow Flag - Turn 2
12.41.34	4 H. TRUELOVE	Lap Cancelled [1'43.692] - Yellow Flag - Turn 2
12.41.39	11 N. BULEGA	Lap Cancelled [1'37.245] - Yellow Flag - Turn 2
12.41.44	7 A. NORRODIN	Lap Cancelled [1'41.934] - Yellow Flag - Turn 2
12.43.06	77 T. ALBERTO	Current Lap Cancelled - Exceeded Track Limits - Turn 14
12.44.12	32 O. BAYLISS	Lap Cancelled [1'39.599] - Yellow Flag - Turn 11
12.44.17	4 H. TRUELOVE	Lap Cancelled [1'43.674] - Yellow Flag - Turn 11
12.44.22	9 J. NAVARRO	Lap Cancelled [3'03.212] - Yellow Flag - Turn 11
12.44.27	11 N. BULEGA	Lap Cancelled [1'37.551] - Yellow Flag - Turn 11
12.44.32	7 A. NORRODIN	Lap Cancelled [1'41.849] - Yellow Flag - Turn 11
12.44.37	94 V. DEBISE	Lap Cancelled [4'42.046] - Yellow Flag - Turn 11
12.47.38		End Of Session

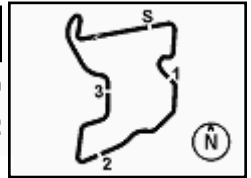
Fastest Laps Sequence

No.	Rider	Nat	Team	Bike	Local Time	Time	Gap	Avg
61	C. ONCU	TUR	Kawasaki Puccetti Racing	Kawasaki ZX-6R	12:03'21.206	1'37.786		158,305
61	C. ONCU	TUR	Kawasaki Puccetti Racing	Kawasaki ZX-6R	12:04'58.580	1'37.374	-0.412	158,975
61	C. ONCU	TUR	Kawasaki Puccetti Racing	Kawasaki ZX-6R	12:06'35.842	1'37.262	-0.112	159,158
62	S. MANZI	ITA	Ten Kate Racing Yamaha	Yamaha YZF R6	12:07'17.314	1'36.866	-0.396	159,808
11	N. BULEGA	ITA	Aruba Racing WorldSSP Team	Ducati Panigale V2	12:37'38.940	1'36.705	-0.161	160,074

Start 12:00 End 12:47 The results are provisional until the end of the time limit for protests and appeals and the completion of the technical checks.

These data/results cannot be reproduced, stored and/or transmitted in whole or in part by any manner of electronic, mechanical, photocopying, recording, broadcasting or otherwise now known or herein after developed without the previous express consent by the copyright owner, except for reproduction in daily press and regular printed publications on sale to the public within 60 days of the event related to those data/results and always provided that copyright symbol appears together as follows below.

© DORNA WSBK ORGANIZATION Srl 2023



Motul Indonesian Round, 3-5 March 2023
Free Practices Combined Results after FP2

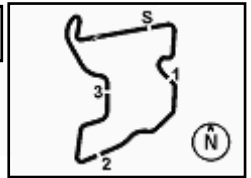
Pertamina Mandalika Circuit 4.300 m

No.	Rider	Nat	Team	Bike	FP1	FP2	Time	Gap	Rel.	Avg	LL
1	11 N. BULEGA	ITA	Aruba Racing WorldSSP Team	Ducati Panigale V2	1'39.420	1'36.705	1'36.705			160,074	29
2	61 C. ONCU	TUR	Kawasaki Puccetti Racing	Kawasaki ZX-6R	1'40.784	1'36.729	1'36.729	0.024	0.024	160,035	41
3	66 N. TUULI	FIN	Dynavolt Triumph	Triumph Street Triple RS 765	1'42.727	1'36.751	1'36.751	0.046	0.022	159,998	31
4	23 M. SCHROETTER	GER	MV Agusta Reparto Corse	MV Agusta F3 800 RR	1'40.116	1'36.784	1'36.784	0.079	0.033	159,944	27
5	62 S. MANZI	ITA	Ten Kate Racing Yamaha	Yamaha YZF R6	1'39.955	1'36.866	1'36.866	0.161	0.082	159,808	25
6	3 R. DE ROSA	ITA	Orelac Racing Verdatura	Ducati Panigale V2	1'40.622	1'36.878	1'36.878	0.173	0.012	159,789	30
7	64 F. CARICASULO	ITA	Althea Racing Team	Ducati Panigale V2	1'41.110	1'36.971	1'36.971	0.266	0.093	159,635	34
8	9 J. NAVARRO	ESP	Ten Kate Racing Yamaha	Yamaha YZF R6	1'41.801	1'37.025	1'37.025	0.320	0.054	159,547	36
9	28 G. VAN STRAALLEN	NED	EAB Racing Team	Yamaha YZF R6	1'41.079	1'37.137	1'37.137	0.432	0.112	159,363	30
10	94 V. DEBISE	FRA	GMT94 Yamaha	Yamaha YZF R6	1'41.787	1'37.242	1'37.242	0.537	0.105	159,190	42
11	29 N. SPINELLI	ITA	VFT Racing Yamaha	Yamaha YZF R6	1'39.679	1'37.583	1'37.583	0.878	0.341	158,634	32
12	19 A. MANTOVANI	ITA	Evan Bros. WorldSSP Yamaha Team	Yamaha YZF R6	1'44.296	1'37.840	1'37.840	1.135	0.257	158,217	35
13	54 B. SOFUOGLU	TUR	MV Agusta Reparto Corse	MV Agusta F3 800 RR	1'42.682	1'37.986	1'37.986	1.281	0.146	157,982	31
14	32 D. BAYLISS	AUS	D34G Racing	Ducati Panigale V2	1'42.700	1'38.264	1'38.264	1.559	0.278	157,535	39
15	17 J. MCPHEE	GBR	Vince64 by Puccetti Racing	Kawasaki ZX-6R	1'44.445	1'38.956	1'38.956	2.251	0.692	156,433	30
16	95 T. MACKENZIE	GBR	PETRONAS MIE MS Racing HONDA Team	Honda CBR600RR	1'43.138	1'39.369	1'39.369	2.664	0.413	155,783	29
17	24 A. WONGTHANON	THA	Yamaha Thailand Racing Team	Yamaha YZF R6	1'44.628	1'39.975	1'39.975	3.270	0.606	154,839	19
18	51 A. SARMOON	THA	Yamaha Thailand Racing Team	Yamaha YZF R6	1'44.200	1'40.153	1'40.153	3.448	0.178	154,564	34
19	7 A. NORRODIN	MAS	PETRONAS MIE MS Racing HONDA Team	Honda CBR600RR	1'47.557	1'41.383	1'41.383	4.678	1.230	152,688	22
20	77 T. ALBERTO	PHI	MTM Kawasaki	Kawasaki ZX-6R	1'45.401	1'41.388	1'41.388	4.683	0.005	152,681	35
21	4 H. TRUELOVE	GBR	Dynavolt Triumph	Triumph Street Triple RS 765	1'48.039	1'41.501	1'41.501	4.796	0.113	152,511	35

03/03/2023

These data/results cannot be reproduced, stored and/or transmitted in whole or in part by any manner of electronic, mechanical, photocopying, recording, broadcasting or otherwise now known or herein after developed without the previous express consent by the copyright owner, except for reproduction in daily press and regular printed publications on sale to the public within 60 days of the event related to those data/results and always provided that copyright symbol appears together as follows below.

© DORNA WSBK ORGANIZATION Srl 2023



Motul Indonesian Round, 3-5 March 2023
Best Sectors & Speed Free Practice 2nd Session

Pertamina Mandalika Circuit 4.300 m

BEST LAP		
1	11 N. BULEGA	Ducati Panigale V2 1'36.705
2	61 C. ONCU	Kawasaki ZX-6R 1'36.729
3	66 N. TUULI	Triumph Street Triple RS 765 1'36.751
4	23 M. SCHROETTER	MV Agusta F3 800 RR 1'36.784
5	62 S. MANZI	Yamaha YZF R6 1'36.866
6	3 R. DE ROSA	Ducati Panigale V2 1'36.878
7	64 F. CARICASULO	Ducati Panigale V2 1'36.971
8	9 J. NAVARRO	Yamaha YZF R6 1'37.025
9	28 G. VAN STRAALLEN	Yamaha YZF R6 1'37.137
10	94 V. DEBISE	Yamaha YZF R6 1'37.242
11	29 N. SPINELLI	Yamaha YZF R6 1'37.583
12	19 A. MANTOVANI	Yamaha YZF R6 1'37.840
13	54 B. SOFUOGLU	MV Agusta F3 800 RR 1'37.986
14	32 O. BAYLISS	Ducati Panigale V2 1'38.264
15	17 J. MCPHEE	Kawasaki ZX-6R 1'38.956
16	95 T. MACKENZIE	Honda CBR600RR 1'39.369
17	24 A. WONGTHANANON	Yamaha YZF R6 1'39.975
18	51 A. SARMOON	Yamaha YZF R6 1'40.153
19	7 A. NORRODIN	Honda CBR600RR 1'41.383
20	77 T. ALBERTO	Kawasaki ZX-6R 1'41.388
21	4 H. TRUELOVE	Triumph Street Triple RS 765 1'41.501

SPEED		
1	54 B. SOFUOGLU	MV Agusta F3 800 RR 255,9
2	66 N. TUULI	Triumph Street Triple RS 765 254,7
3	4 H. TRUELOVE	Triumph Street Triple RS 765 252,9
4	32 O. BAYLISS	Ducati Panigale V2 252,9
5	11 N. BULEGA	Ducati Panigale V2 252,3
6	9 J. NAVARRO	Yamaha YZF R6 252,3
7	64 F. CARICASULO	Ducati Panigale V2 251,7
8	23 M. SCHROETTER	MV Agusta F3 800 RR 251,7
9	17 J. MCPHEE	Kawasaki ZX-6R 250,6
10	94 V. DEBISE	Yamaha YZF R6 250,0
11	51 A. SARMOON	Yamaha YZF R6 249,4
12	19 A. MANTOVANI	Yamaha YZF R6 249,4
13	28 G. VAN STRAALLEN	Yamaha YZF R6 249,4
14	62 S. MANZI	Yamaha YZF R6 249,4
15	3 R. DE ROSA	Ducati Panigale V2 248,8
16	61 C. ONCU	Kawasaki ZX-6R 248,8
17	24 A. WONGTHANANON	Yamaha YZF R6 247,7
18	29 N. SPINELLI	Yamaha YZF R6 246,0
19	77 T. ALBERTO	Kawasaki ZX-6R 244,3
20	7 A. NORRODIN	Honda CBR600RR 243,8
21	95 T. MACKENZIE	Honda CBR600RR 241,1

SEG. 1	
1	23 M. SCHROETTER 27.319
2	64 F. CARICASULO 27.327
3	66 N. TUULI 27.423
4	94 V. DEBISE 27.523
5	9 J. NAVARRO 27.531
6	61 C. ONCU 27.539
7	62 S. MANZI 27.560
8	3 R. DE ROSA 27.569
9	29 N. SPINELLI 27.620
10	54 B. SOFUOGLU 27.629
11	28 G. VAN STRAALLEN 27.635
12	11 N. BULEGA 27.670
13	19 A. MANTOVANI 27.679
14	17 J. MCPHEE 27.826
15	32 O. BAYLISS 27.981
16	51 A. SARMOON 28.121
17	95 T. MACKENZIE 28.173
18	24 A. WONGTHANANON 28.236
19	4 H. TRUELOVE 28.416
20	7 A. NORRODIN 28.634
21	77 T. ALBERTO 28.701

SEG. 2	
1	11 N. BULEGA 19.644
2	62 S. MANZI 19.797
3	64 F. CARICASULO 19.826
4	23 M. SCHROETTER 19.833
5	66 N. TUULI 19.838
6	9 J. NAVARRO 19.879
7	3 R. DE ROSA 19.934
8	61 C. ONCU 19.962
9	29 N. SPINELLI 19.966
10	28 G. VAN STRAALLEN 19.998
11	94 V. DEBISE 20.075
12	32 O. BAYLISS 20.119
13	54 B. SOFUOGLU 20.165
14	19 A. MANTOVANI 20.239
15	17 J. MCPHEE 20.281
16	51 A. SARMOON 20.454
17	95 T. MACKENZIE 20.504
18	24 A. WONGTHANANON 20.715
19	7 A. NORRODIN 20.828
20	4 H. TRUELOVE 20.852
21	77 T. ALBERTO 20.985

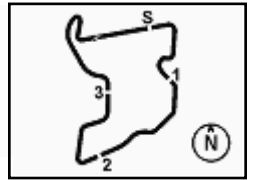
SEG. 3	
1	23 M. SCHROETTER 19.697
2	11 N. BULEGA 19.703
3	61 C. ONCU 19.708
4	62 S. MANZI 19.719
5	3 R. DE ROSA 19.745
6	66 N. TUULI 19.758
7	64 F. CARICASULO 19.806
8	9 J. NAVARRO 19.823
9	28 G. VAN STRAALLEN 19.825
10	94 V. DEBISE 19.859
11	29 N. SPINELLI 19.872
12	54 B. SOFUOGLU 19.900
13	32 O. BAYLISS 19.943
14	19 A. MANTOVANI 19.988
15	17 J. MCPHEE 20.103
16	95 T. MACKENZIE 20.192
17	24 A. WONGTHANANON 20.324
18	51 A. SARMOON 20.365
19	4 H. TRUELOVE 20.547
20	77 T. ALBERTO 20.587
21	7 A. NORRODIN 20.726

SEG. 4	
1	61 C. ONCU 29.418
2	11 N. BULEGA 29.509
3	66 N. TUULI 29.554
4	3 R. DE ROSA 29.627
5	64 F. CARICASULO 29.668
6	28 G. VAN STRAALLEN 29.679
7	23 M. SCHROETTER 29.694
8	9 J. NAVARRO 29.722
9	62 S. MANZI 29.732
10	29 N. SPINELLI 29.760
11	94 V. DEBISE 29.785
12	19 A. MANTOVANI 29.904
13	54 B. SOFUOGLU 29.965
14	32 O. BAYLISS 30.085
15	17 J. MCPHEE 30.225
16	95 T. MACKENZIE 30.374
17	24 A. WONGTHANANON 30.375
18	51 A. SARMOON 30.521
19	77 T. ALBERTO 30.871
20	7 A. NORRODIN 30.981
21	4 H. TRUELOVE 31.241

03/03/2023

These data/results cannot be reproduced, stored and/or transmitted in whole or in part by any manner of electronic, mechanical, photocopying, recording, broadcasting or otherwise now known or herein after developed without the previous express consent by the copyright owner, except for reproduction in daily press and regular printed publications on sale to the public within 60 days of the event related to those data/results and always provided that copyright symbol appears together as follows below.

© DORNA WSBK ORGANIZATION Srl 2023

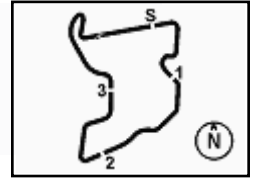


Motul Indonesian Round, 3-5 March 2023
Ideal Times Free Practice 2nd Session

Pertamina Mandalika Circuit 4.300 m

No. Rider	Nat	Bike	Seg. 1	Seg. 2	Seg. 3	Seg. 4	Ideal Time			
			Diff. 1	Diff. 2	Diff. 3	Diff. 4	Best Lap	Pos.	Diff.	
1	11 N. BULEGA	ITA	Ducati Panigale V2	27.670 +0.079	19.644 +0.100	19.703	29.509	1'36.526 1'36.705	1	0.179
2	23 M. SCHROETTER	GER	MV Agusta F3 800 RR	27.319 +0.100	19.833	19.697	29.694 +0.141	1'36.543 1'36.784	4	0.241
3	66 N. TUULI	FIN	Triumph Street Triple RS 765	27.423	19.838 +0.080	19.758	29.554 +0.098	1'36.573 1'36.751	3	0.178
4	64 F. CARICASULO	ITA	Ducati Panigale V2	27.327	19.826 +0.106	19.806 +0.040	29.668 +0.198	1'36.627 1'36.971	7	0.344
5	61 C. ONCU	TUR	Kawasaki ZX-6R	27.539 +0.093	19.962 +0.001	19.708 +0.008	29.418	1'36.627 1'36.729	2	0.102
6	62 S. MANZI	ITA	Yamaha YZF R6	27.560 +0.008	19.797	19.719	29.732 +0.050	1'36.808 1'36.866	5	0.058
7	3 R. DE ROSA	ITA	Ducati Panigale V2	27.569	19.934 +0.003	19.745	29.627	1'36.875 1'36.878	6	0.003
8	9 J. NAVARRO	ESP	Yamaha YZF R6	27.531	19.879 +0.028	19.823 +0.004	29.722 +0.038	1'36.955 1'37.025	8	0.070
9	28 G. VAN STRAALEN	NED	Yamaha YZF R6	27.635	19.998	19.825	29.679	1'37.137 1'37.137	9	
10	29 N. SPINELLI	ITA	Yamaha YZF R6	27.620 +0.259	19.966 +0.044	19.872 +0.062	29.760	1'37.218 1'37.583	11	0.365
11	94 V. DEBISE	FRA	Yamaha YZF R6	27.523	20.075	19.859	29.785	1'37.242 1'37.242	10	
12	54 B. SOFUOGLU	TUR	MV Agusta F3 800 RR	27.629 +0.313	20.165	19.900	29.965 +0.014	1'37.659 1'37.986	13	0.327
13	19 A. MANTOVANI	ITA	Yamaha YZF R6	27.679	20.239 +0.030	19.988	29.904	1'37.810 1'37.840	12	0.030
14	32 D. BAYLISS	AUS	Ducati Panigale V2	27.981 +0.012	20.119	19.943	30.085 +0.124	1'38.128 1'38.264	14	0.136
15	17 J. MCPHEE	GBR	Kawasaki ZX-6R	27.826 +0.319	20.281 +0.053	20.103 +0.149	30.225	1'38.435 1'38.956	15	0.521
16	95 T. MACKENZIE	GBR	Honda CBR600RR	28.173 +0.047	20.504	20.192	30.374 +0.079	1'39.243 1'39.369	16	0.126
17	51 A. SARMOON	THA	Yamaha YZF R6	28.121	20.454 +0.591	20.365 +0.054	30.521 +0.047	1'39.461 1'40.153	18	0.692
18	24 A. WONGTHANANON	THA	Yamaha YZF R6	28.236 +0.071	20.715	20.324 +0.254	30.375	1'39.650 1'39.975	17	0.325
19	4 H. TRUVELOVE	GBR	Triumph Street Triple RS 765	28.416 +0.145	20.852	20.547 +0.006	31.241 +0.294	1'41.056 1'41.501	21	0.445
20	77 T. ALBERTO	PHI	Kawasaki ZX-6R	28.701	20.985	20.587 +0.068	30.871 +0.176	1'41.144 1'41.388	20	0.244
21	7 A. NORRODIN	MAS	Honda CBR600RR	28.634 +0.022	20.828 +0.192	20.726	30.981	1'41.169 1'41.383	19	0.214
Overall Ideal Time				27.319	19.644	19.697	29.418	1'36.078		

03/03/2023
These data/results cannot be reproduced, stored and/or transmitted in whole or in part by any manner of electronic, mechanical, photocopying, recording, broadcasting or otherwise now known or herein after developed without the previous express consent by the copyright owner, except for reproduction in daily press and regular printed publications on sale to the public within 60 days of the event related to those data/results and always provided that copyright symbol appears together as follows below.
© DORNA WSBK ORGANIZATION Srl 2023



Motul Indonesian Round, 3–5 March 2023

Chronological Analysis Free Practice 2nd Session

Pertamina Mandalika Circuit 4.300 m

1 / 4

1º 11 N. BULEGA [1'36.705]							
Lap	Seg1	Seg2	Seg3	Seg4	Lap Time	Local Time	
1		21.052	20.451	30.546		12:03'31.522	
2	28.173	19.909	20.140	30.286	1'38.508	248,8	12:05'10.030
3	27.875	19.933	19.879	30.019	1'37.706	248,8	12:06'47.736
4	27.898	20.192	20.040	30.189	1'38.319C	248,8	12:08'26.055
5	27.764	19.811	19.823	30.118	1'37.516	249,4	12:10'03.571
6	27.789	19.758	19.908	30.130	1'37.585	249,4	12:11'41.156
7	27.670	19.743	19.896	30.028	1'37.337	250,6	12:13'18.493
8	27.785	19.644	19.987	30.056	1'37.472C	249,4	12:14'55.965
9	27.941	19.812	20.085	30.040	1'37.878	250,0	12:16'33.843
10	28.678	20.855	21.418	37.770	1'48.721P	252,3	12:18'22.564
11	5'41.141	20.934	20.298	30.324	6'52.697P		12:25'15.261
12	29.569	20.204	20.102	30.208	1'40.083	248,8	12:26'55.344
13	28.042	19.917	20.019	30.328	1'38.306	250,6	12:28'33.650
14	28.410	20.407	21.485	37.511	1'47.813P	249,4	12:30'21.463
15	4'30.216	20.543	20.205	29.808	5'40.772P		12:36'02.235
16	27.749	19.744	19.703	29.509	1'36.705	250,0	12:37'38.940
17	27.701	19.952	19.726	29.866	1'37.245C	250,6	12:39'16.185
18	27.679	19.733	20.056	30.083	1'37.551C	251,2	12:40'53.736
19	28.029	19.992	19.856	31.289	1'39.166	251,7	12:42'32.902
20	34.297	20.771	20.840	31.525	1'47.433	251,7	12:44'20.335
21	27.972	19.842	20.003	30.054	1'37.871	249,4	12:45'58.206

13	8'35.852	21.328	27.015	30.370	9'54.565CP		12:39'06.890
14	27.679	19.838	20.163	29.790	1'37.470	250,6	12:40'44.360
15	27.492	20.057	19.766	30.122	1'37.437	250,6	12:42'21.797
16	27.423	19.918	19.758	29.652	1'36.751	249,4	12:43'58.548
17	31.211	20.120	20.104	29.554	1'40.989	248,3	12:45'39.537

4º 23 M. SCHROETTER [1'36.784]							
Lap	Seg1	Seg2	Seg3	Seg4	Lap Time	Local Time	
1		21.687	20.764	31.349		12:02'28.091	
2	29.024	20.934	20.221	30.412	1'40.591	248,3	12:04'08.682
3	28.075	20.504	20.160	30.301	1'39.040	250,0	12:05'47.722
4	29.096	21.096	20.814	30.282	1'41.288	250,0	12:07'29.010
5	27.873	20.306	19.956	30.158	1'38.293C	248,8	12:09'07.303
6	27.800	19.950	19.795	30.150	1'37.695	247,7	12:10'44.998
7	27.724	20.158	21.607	30.721	1'40.210	250,0	12:12'25.208
8	27.696	19.839	19.783	29.882	1'37.200	250,6	12:14'02.408
9	28.028	20.065	20.259	37.216	1'45.568P	251,7	12:15'47.976
10	6'42.937	20.783	20.258	34.277	7'58.255P		12:23'46.231
11	31.284	20.774	20.000	30.298	1'42.356	250,6	12:25'28.587
12	27.743	20.337	19.904	30.175	1'38.159	248,8	12:27'06.746
13	27.611	20.108	19.984	30.196	1'37.899	251,2	12:28'44.645
14	27.686	19.954	20.016	29.930	1'37.586	250,0	12:30'22.231
15	27.635	20.931	20.698	31.044	1'40.308	250,6	12:32'02.539
16	29.285	20.286	20.183	36.377	1'46.131P	251,7	12:33'48.670
17	4'05.100	21.163	20.683	30.165	5'17.111CP		12:39'05.781
18	27.558	20.042	19.706	29.793	1'37.099	247,1	12:40'42.880
19	27.419	19.833	19.697	29.835	1'36.784	250,6	12:42'19.664
20	27.319	19.878	19.735	34.695	1'41.627	251,2	12:44'01.291
21	27.599	20.144	19.820	29.694	1'37.257	251,2	12:45'38.548

2º 61 C. ONCU [1'36.729]							
Lap	Seg1	Seg2	Seg3	Seg4	Lap Time	Local Time	
1		20.954	20.917	30.285		12:01'43.420	
2	27.822	20.041	20.211	29.712	1'37.786	246,6	12:03'21.206
3	27.702	20.093	19.868	29.711	1'37.374	247,1	12:04'58.580
4	27.721	20.132	19.740	29.669	1'37.262	244,9	12:06'35.842
5	27.556	20.276	19.962	29.870	1'37.664C	246,0	12:08'13.506
6	27.609	20.127	19.848	29.532	1'37.116	244,9	12:09'50.622
7	27.618	19.988	19.708	29.828	1'37.142	246,0	12:11'27.764
8	27.743	20.299	20.054	30.539	1'38.635	246,6	12:13'06.399
9	27.925	20.250	20.063	29.791	1'38.029C	242,2	12:14'44.428
10	27.623	20.003	19.807	29.657	1'37.090	246,6	12:16'21.518
11	27.682	19.962	19.750	29.793	1'37.187	246,0	12:17'58.705
12	27.744	20.153	19.938	29.762	1'37.597	246,0	12:19'36.302
13	27.785	20.360	19.896	29.995	1'38.036	246,6	12:21'14.338
14	31.305	20.570	20.054	30.696	1'42.625	246,0	12:22'56.963
15	28.047	20.343	20.199	30.094	1'38.683	246,6	12:24'35.646
16	27.913	20.289	20.186	32.998	1'41.386	246,0	12:26'17.032
17	30.685	22.203	22.003	36.173	1'51.064P	248,3	12:28'08.096
18	10'34.891	21.867	20.742	31.357	11'48.857P		12:39'56.953
19	27.840	20.905	24.924	30.563	1'44.232C	248,8	12:41'41.185
20	27.720	20.052	19.777	29.632	1'37.181	242,2	12:43'18.366
21	27.632	19.963	19.716	29.418	1'36.729	247,7	12:44'55.095
22	27.539	22.681	20.631	30.853	1'41.704	247,7	12:46'36.799

5º 62 S. MANZI [1'36.866]							
Lap	Seg1	Seg2	Seg3	Seg4	Lap Time	Local Time	
1		21.332	20.536	31.010		12:02'23.875	
2	27.787	20.200	19.991	30.213	1'38.191	247,7	12:04'02.066
3	28.246	20.400	19.999	29.737	1'38.382	249,4	12:05'40.448
4	27.568	19.797	19.719	29.782	1'36.866	247,7	12:07'17.314
5	27.560	20.129	19.851	30.336	1'37.876C	248,3	12:08'55.190
6	27.599	20.048	20.082	31.445	1'39.174	247,7	12:10'34.364
7	27.737	20.028	20.015	30.009	1'37.789	247,7	12:12'12.153
8	27.638	20.102	19.958	29.933	1'37.631	248,3	12:13'49.784
9	27.601	19.909	20.129	30.185	1'37.824	247,7	12:15'27.608
10	31.788	22.383	20.958	37.111	1'52.240P	246,0	12:17'19.848
11	9'28.583	21.502	20.320	30.073	10'40.478P		12:28'00.326
12	27.670	20.060	21.390	30.083	1'39.203	247,7	12:29'39.529
13	27.751	20.165	20.160	29.732	1'37.808	247,7	12:31'17.337
14	27.711	19.943	20.020	57.707	2'05.381P	247,1	12:33'22.718
15	10'34.678	22.751	20.973	30.128	11'48.530P		12:45'11.248

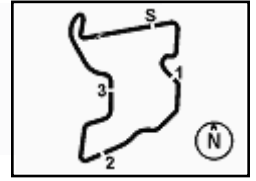
3º 66 N. TUULI [1'36.751]							
Lap	Seg1	Seg2	Seg3	Seg4	Lap Time	Local Time	
1		21.582	20.853	30.447		12:02'30.627	
2	27.825	20.623	20.263	30.263	1'38.974	248,8	12:04'09.601
3	28.375	20.250	20.236	30.023	1'38.884C	254,7	12:05'48.485
4	36.081	22.155	22.916	29.988	1'51.140C	250,6	12:07'39.625
5	27.846	19.985	19.844	29.701	1'37.376C	250,6	12:09'17.001
6	27.781	19.844	20.403	30.125	1'38.153	249,4	12:10'55.154
7	27.570	19.885	20.522	30.819	1'38.796	247,1	12:12'33.950
8	30.093	20.242	20.088	30.010	1'40.433	247,7	12:14'14.383
9	30.133	21.885	20.596	35.616	1'48.230P	247,1	12:16'02.613
10	8'30.235	20.602	20.597	30.245	9'41.679P		12:25'44.292
11	28.446	20.209	20.054	30.380	1'39.089	247,1	12:27'23.381
12	30.185	21.082	20.487	37.190	1'48.944P	245,5	12:29'12.325

6º 3 R. DE ROSA [1'36.878]							
Lap	Seg1	Seg2	Seg3	Seg4	Lap Time	Local Time	
1		22.186	21.183	32.594		12:04'02.431	
2	29.534	21.289	20.774	30.568	1'42.165	248,8	12:05'44.596
3	28.591	20.568	20.676	30.561	1'40.396	247,1	12:07'24.992
4	28.200	21.595	20.481	30.382	1'40.658C	246,6	12:09'05.650
5	28.232	20.346	20.157	30.242	1'38.977	246,6	12:10'44.627
6	27.860	20.125	20.050	29.877	1'37.912	247,1	12:12'22.539
7	27.642	20.112	19.830	29.722	1'37.306	247,7	12:13'59.845
8	27.665	20.054	20.049	31.074	1'38.842	247,7	12:15'38.687
9	27.729	19.979	19.962	29.773	1'37.443	247,1	12:17'16.130
10	27.569	19.937	19.745	29.627	1'36.878	248,3	12:18'53.008
11	27.604	20.118	19.816	29.760	1'37.298	248,3	12:20'30.306
12	27.714	20.060	19.859	29.709	1'37.342	247,1	12:22'07.648
13	27.627	19.934	19.771	30.028	1'37.360	248,3	12:23'45.008

03/03/2023 P = Pits In/Dut - C = Lap Time Cancelled

These data/results cannot be reproduced, stored and/or transmitted in whole or in part by any manner of electronic, mechanical, photocopying, recording, broadcasting or otherwise now known or herein after developed without the previous express consent by the copyright owner, except for reproduction in daily press and regular printed publications on sale to the public within 60 days of the event related to those data/results and always provided that copyright symbol appears together as follows below.

© DORNA WSBK ORGANIZATION Srl 2023



Motul Indonesian Round, 3-5 March 2023

Chronological Analysis Free Practice 2nd Session

2 / 4

14	33.161	21.196	20.143	30.726	1'45.226	248,8	12:25'30.234	14	28.210	20.809	20.470	37.387	1'46.876P	246,6	12:32'17.757
15	32.849	21.291	21.792	38.303	1'54.235P	248,8	12:27'24.469	15	5'08.780	21.164	20.384	30.210	6'20.538P		12:38'38.295
16	9'36.090	21.720	21.123	40.173	10'59.106P		12:38'23.575	16	27.791	20.174	19.960	29.845	1'37.770	246,6	12:40'16.065
17	4'05.227	20.881	21.189	30.556	5'17.853P		12:43'41.428	17	27.635	19.998	19.825	29.679	1'37.137	249,4	12:41'53.202
18	27.876	19.947	19.766	29.756	1'37.345	248,3	12:45'18.773	18	27.807	20.026	20.017	29.933	1'37.783	248,3	12:43'30.985
								19	27.881	20.238	20.154	30.247	1'38.520	247,7	12:45'09.505

7º 64 F. CARICASULO [1'36.971]

Lap	Seg1	Seg2	Seg3	Seg4	Lap Time	km/h	Local Time
1		22.031	20.793	30.712			12:02'41.726
2	27.951	21.273	20.357	30.119	1'39.700	250,0	12:04'21.426
3	28.502	20.487	20.349	30.281	1'39.619	250,6	12:06'01.045
4	27.740	20.354	20.010	29.788	1'37.892C	250,6	12:07'38.937
5	27.574	20.146	19.806	29.794	1'37.320C	251,2	12:09'18.257
6	27.823	20.069	19.949	30.948	1'38.789	250,0	12:10'55.046
7	27.425	19.843	21.119	30.863	1'39.250	250,0	12:12'34.296
8	27.687	20.048	20.059	30.113	1'37.907	251,7	12:14'12.203
9	27.525	20.016	19.821	30.123	1'37.485	249,4	12:15'49.688
10	27.594	19.937	19.814	29.918	1'37.263	248,8	12:17'26.951
11	27.560	19.868	20.012	46.463	1'53.903CP	250,6	12:19'20.854
12	10'09.393	20.568	20.275	29.793	11'20.029P		12:30'40.883
13	27.504	20.214	19.901	29.924	1'37.543	247,7	12:32'18.226
14	27.327	19.932	19.846	29.866	1'36.971	250,0	12:33'55.397
15	27.472	20.064	19.890	29.668	1'37.094	251,7	12:35'32.491
16	27.507	19.826	19.968	30.147	1'37.448	250,6	12:37'09.939
17	1'19.181	29.118	33.703	38.370	3'00.372CP	251,2	12:40'10.311

10º 94 V. DEBISE [1'37.242]

Lap	Seg1	Seg2	Seg3	Seg4	Lap Time	km/h	Local Time
1		21.263	20.481	30.770			12:01'44.371
2	28.006	20.592	20.166	30.360	1'39.124	248,3	12:03'23.495
3	27.847	20.488	20.129	30.264	1'38.728	248,8	12:05'02.223
4	27.719	20.301	19.982	30.034	1'38.036	248,3	12:06'40.259
5	31.136	21.117	20.063	30.440	1'42.756C	248,3	12:08'23.015
6	27.774	20.084	20.056	30.429	1'38.343	248,8	12:10'01.358
7	27.579	20.228	19.875	30.016	1'37.698	248,3	12:11'39.056
8	27.615	20.254	19.944	30.092	1'37.905	249,4	12:13'16.961
9	27.721	20.197	20.012	29.906	1'37.836C	248,8	12:14'54.797
10	27.615	20.138	19.931	30.554	1'38.238	249,4	12:16'33.035
11	27.953	20.363	21.546	36.519	1'46.381P	247,7	12:18'19.416
12	7'09.657	20.906	20.011	30.092	8'20.666P		12:26'40.082
13	27.646	20.075	19.950	30.053	1'37.724	248,8	12:28'17.806
14	27.523	20.075	19.859	29.785	1'37.242	248,8	12:29'55.048
15	27.636	20.102	19.958	29.834	1'37.530	248,8	12:31'32.578
16	27.655	20.085	20.023	30.322	1'38.085C	247,7	12:33'10.663
17	27.621	20.201	20.162	30.246	1'38.230	250,0	12:34'48.893
18	29.385	20.455	20.218	36.616	1'46.674P	249,4	12:36'35.567
19	3'29.966	20.804	20.438	30.838	4'42.046CP		12:41'17.613
20	28.977	25.336	20.774	38.333	1'53.420P	250,0	12:43'11.033

8º 9 J. NAVARRO [1'37.025]

Lap	Seg1	Seg2	Seg3	Seg4	Lap Time	km/h	Local Time
1		22.356	21.665	30.948			12:02'12.613
2	28.306	20.419	20.357	30.233	1'39.315	247,1	12:03'51.928
3	28.059	20.178	20.123	30.024	1'38.384	247,7	12:05'30.312
4	27.720	20.102	19.931	29.794	1'37.547	246,6	12:07'07.859
5	27.650	20.478	19.949	29.633	1'37.710C	245,5	12:08'45.569
6	27.641	19.960	19.887	30.650	1'38.138	247,7	12:10'23.707
7	30.493	21.605	20.691	37.430	1'50.219P	247,1	12:12'13.926
8	6'52.593	20.448	20.315	29.899	8'03.255P		12:20'17.181
9	27.886	20.038	20.078	35.468	1'43.470	246,0	12:22'00.651
10	28.195	20.354	20.168	38.148	1'46.865P	247,7	12:23'47.516
11	6'11.446	20.891	22.120	30.062	7'24.519P		12:31'12.035
12	27.721	19.908	19.846	29.722	1'37.197	246,0	12:32'49.232
13	27.531	19.907	19.827	29.760	1'37.025	248,3	12:34'26.257
14	27.551	19.959	19.823	29.781	1'37.114	248,8	12:36'03.371
15	27.587	20.009	20.343	36.701	1'44.640P	250,6	12:37'48.011
16	1'51.146	21.542	20.366	30.158	3'03.212CP		12:40'51.223
17	27.822	20.035	20.335	37.042	1'45.234	252,3	12:42'36.457
18	27.839	19.879	20.050	37.845	1'45.613	249,4	12:44'22.070
19	27.878	20.307	20.155	30.080	1'38.420	248,3	12:46'00.490

11º 29 N. SPINELLI [1'37.583]

Lap	Seg1	Seg2	Seg3	Seg4	Lap Time	km/h	Local Time
1		20.925	20.411	31.284			12:02'25.175
2	28.432	20.775	20.660	32.207	1'42.074	243,2	12:04'07.249
3	28.380	20.789	20.570	36.146	1'45.885P	243,8	12:05'53.134
4	3'29.071	20.587	29.337	33.281	4'52.276P		12:10'45.410
5	27.940	20.071	20.036	30.547	1'38.594	246,0	12:12'24.004
6	27.719	20.184	20.015	30.095	1'38.013	243,8	12:14'02.017
7	27.761	20.188	20.100	30.062	1'38.111	244,9	12:15'40.128
8	27.879	20.010	19.934	29.760	1'37.583	243,2	12:17'17.711
9	27.620	19.966	19.872	30.174	1'37.632	244,3	12:18'55.343
10	29.303	21.582	21.834	35.950	1'48.669P	243,8	12:20'44.012
11	12'52.047	21.150	20.624	31.513	14'05.334P		12:34'49.346
12	28.549	20.972	20.585	30.521	1'40.627	246,0	12:36'29.973
13	28.416	21.022	20.705	35.768	1'45.911P	243,2	12:38'15.884
14	3'01.040	22.032	21.098	35.013	4'19.183P		12:42'35.067
15	28.058	20.461	20.207	37.470	1'46.196	246,0	12:44'21.263
16	28.202	20.939	20.392	30.312	1'39.845	244,3	12:46'01.108

9º 28 G. VAN STRAELN [1'37.137]

Lap	Seg1	Seg2	Seg3	Seg4	Lap Time	km/h	Local Time
1		21.235	21.154	31.079			12:03'04.257
2	29.142	20.465	20.258	30.877	1'40.742	244,9	12:04'44.999
3	28.093	20.515	20.326	30.406	1'39.340	245,5	12:06'24.339
4	28.169	21.215	20.039	30.347	1'39.770C	245,5	12:08'04.109
5	28.074	20.115	20.006	30.029	1'38.224	246,6	12:09'42.333
6	27.869	20.020	20.261	30.214	1'38.364	246,6	12:11'20.697
7	27.800	20.229	20.145	30.112	1'38.286	247,7	12:12'58.983
8	31.926	20.188	20.374	30.399	1'42.887C	246,6	12:14'41.870
9	27.839	20.017	20.075	30.015	1'37.946	246,6	12:16'19.816
10	28.868	20.561	22.525	36.035	1'47.989P	246,6	12:18'07.805
11	7'53.361	20.906	20.680	30.558	9'05.505P		12:27'13.310
12	28.100	20.203	20.193	30.343	1'38.839	247,7	12:28'52.149
13	27.840	20.354	20.326	30.212	1'38.732	247,1	12:30'30.881

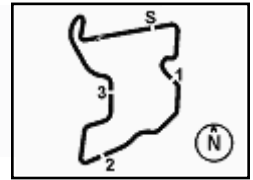
12º 19 A. MANTOVANI [1'37.840]

Lap	Seg1	Seg2	Seg3	Seg4	Lap Time	km/h	Local Time
1		22.799	23.448	31.490			12:02'13.396
2	28.645	20.566	20.788	30.960	1'40.959	246,6	12:03'54.355
3	28.161	20.946	20.508	30.542	1'40.157	246,6	12:05'34.512
4	28.132	20.772	20.438	30.567	1'39.909	247,1	12:07'14.421
5	28.284	21.173	20.547	31.068	1'41.072C	247,7	12:08'55.493
6	27.860	20.402	20.341	30.406	1'39.009	248,3	12:10'34.502
7	27.834	20.436	20.173	30.205	1'38.648	246,6	12:12'13.150
8	27.967	20.989	20.583	30.652	1'40.191	249,4	12:13'53.341
9	28.024	21.548	21.726	39.625	1'50.923P	248,3	12:15'44.264
10	10'01.905	21.473	20.950	31.429	11'15.757P		12:27'00.021
11	28.289	20.879	20.674	30.776	1'40.618	248,8	12:28'40.639
12	27.970	21.279	20.751	30.742	1'40.742	249,4	12:30'21.381

03/03/2023 P = Pits In/Out - C = Lap Time Cancelled

These data/results cannot be reproduced, stored and/or transmitted in whole or in part by any manner of electronic, mechanical, photocopying, recording, broadcasting or otherwise now known or herein after developed without the previous express consent by the copyright owner, except for reproduction in daily press and regular printed publications on sale to the public within 60 days of the event related to those data/results and always provided that copyright symbol appears together as follows below.

© DORNA WSBK ORGANIZATION Srl 2023



Motul Indonesian Round, 3-5 March 2023
Chronological Analysis Free Practice 2nd Session

Pertamina Mandalika Circuit 4.300 m

3 / 4

13	28.104	21.112	20.667	30.973	1'40.856	246,6	12:32'02.237	13	15'53.347	21.720	21.307	35.907	17'12.281P	12:38'19.757	
14	28.202	21.189	20.523	30.763	1'40.677	246,6	12:33'42.914	14	28.329	20.735	22.802	36.190	1'48.056	244,9	12:40'07.813
15	32.525	21.654	20.865	39.300	1'54.344P	247,1	12:35'37.258	15	28.131	20.628	20.412	30.743	1'39.914	247,7	12:41'47.727
16	4'48.731	21.470	23.126	31.064	6'04.391P		12:41'41.649	16	27.988	20.288	20.103	35.670	1'44.049	247,1	12:43'31.776
17	27.679	20.269	19.988	29.904	1'37.840	247,7	12:43'19.489	17	27.826	20.281	20.590	30.642	1'39.339	248,8	12:45'11.115
18	27.722	20.239	20.038	30.033	1'38.032	249,4	12:44'57.521								
19	27.800	20.684	20.404	30.638	1'39.526	248,3	12:46'37.047								

13° 54 B. SOFUOGLU [1'37.986]							
Lap	Seg1	Seg2	Seg3	Seg4	Lap Time	km/h	Local Time
1		21.692	21.124	32.229			12:02'28.604
2	28.840	20.877	20.394	30.672	1'40.783	251,7	12:04'09.381
3	28.405	20.474	20.417	30.208	1'39.504	251,7	12:05'48.888
4	28.071	21.086	21.039	31.295	1'41.491	255,9	12:07'30.379
5	27.987	20.513	20.227	30.258	1'38.985C	251,7	12:09'09.364
6	27.779	20.289	19.996	30.051	1'38.115	248,8	12:10'47.479
7	27.629	20.307	20.073	30.129	1'38.138	252,3	12:12'25.617
8	27.942	20.165	19.900	29.979	1'37.986	248,8	12:14'03.603
9	27.767	20.398	20.033	30.239	1'38.437	252,9	12:15'42.040
10	27.660	20.230	19.989	30.117	1'37.996	250,0	12:17'20.036
11	29.990	21.657	23.048	42.996	1'57.691P	249,4	12:19'17.727
12	18'36.900	20.929	20.668	30.215	19'48.712CP		12:39'06.439
13	27.638	20.228	50.717	39.495	2'18.078P	251,2	12:41'24.517
14	1'24.177	20.797	20.096	29.965	2'35.035P		12:43'59.552
15	27.746	20.424	20.113	30.084	1'38.367	253,5	12:45'37.919

16° 95 T. MACKENZIE [1'39.369]							
Lap	Seg1	Seg2	Seg3	Seg4	Lap Time	km/h	Local Time
1			22.568	21.444	32.287		12:02'17.663
2	29.075	21.903	20.979	32.764	1'44.721	233,8	12:04'02.384
3	29.753	21.318	21.689	31.574	1'44.334	241,1	12:05'46.718
4	29.489	21.448	21.303	31.705	1'43.945	240,5	12:07'30.663
5	29.075	21.291	20.551	30.713	1'41.630C	239,5	12:09'12.293
6	28.501	20.887	20.536	30.680	1'40.604	236,3	12:10'52.897
7	28.497	20.975	20.943	30.992	1'41.407	239,5	12:12'34.304
8	30.630	20.839	1'54.523	50.944	3'36.936CP	241,1	12:16'11.240
9	16'22.661	21.710	21.370	31.382	17'37.123P		12:33'48.363
10	28.487	20.732	20.603	31.528	1'41.350	239,5	12:35'29.713
11	28.615	20.948	20.465	31.128	1'41.156	237,9	12:37'10.869
12	28.379	20.594	20.391	30.619	1'39.983	240,5	12:38'50.852
13	28.173	20.596	20.195	30.407	1'39.371	240,0	12:40'30.223
14	28.220	20.504	20.192	30.453	1'39.369	240,5	12:42'09.592
15	28.215	20.668	20.350	30.374	1'39.607	239,5	12:43'49.199
16	28.275	20.589	20.214	30.458	1'39.536	237,9	12:45'28.735

14° 32 O. BAYLISS [1'38.264]							
Lap	Seg1	Seg2	Seg3	Seg4	Lap Time	km/h	Local Time
1		21.360	21.653	32.503			12:01'49.187
2	30.673	21.257	20.608	30.948	1'43.486	246,0	12:03'32.673
3	28.715	20.512	20.387	30.490	1'40.104	248,8	12:05'12.777
4	28.347	20.634	20.580	31.437	1'40.998	246,6	12:06'53.775
5	28.303	20.826	20.377	30.313	1'39.819C	246,6	12:08'33.594
6	28.213	20.633	20.208	42.671	1'51.725C	247,1	12:10'25.319
7	28.171	20.317	20.169	30.275	1'38.932	247,7	12:12'04.251
8	30.728	24.135	21.275	37.105	1'53.243CP	246,0	12:13'57.494
9	6'44.375	24.145	20.945	34.432	8'03.897CP		12:22'01.391
10	28.165	20.424	21.501	35.272	1'45.362C	248,8	12:23'46.753
11	28.622	20.675	20.538	30.933	1'40.768	250,0	12:25'27.521
12	31.093	22.585	21.984	30.712	1'46.374	247,1	12:27'13.895
13	28.295	22.822	21.530	35.986	1'48.633CP	250,0	12:29'02.528
14	5'05.537	29.328	26.449	30.626	6'31.940CP		12:35'34.468
15	27.981	20.275	20.079	30.085	1'38.420	248,8	12:37'12.888
16	31.711	24.270	25.913	32.811	1'54.705C	249,4	12:39'07.593
17	28.345	20.419	20.619	30.216	1'39.599C	252,9	12:40'47.192
18	30.131	21.151	21.218	34.301	1'46.801	249,4	12:42'33.993
19	30.492	20.526	20.278	37.718	1'49.014	250,0	12:44'23.007
20	27.993	20.119	19.943	30.209	1'38.264	248,8	12:46'01.271

17° 24 A. WONGTHANON [1'39.975]							
Lap	Seg1	Seg2	Seg3	Seg4	Lap Time	km/h	Local Time
1			21.719	21.050	31.856		12:02'28.588
2	29.040	20.964	20.324	30.396	1'40.724	244,3	12:04'09.312
3	28.307	20.715	20.578	30.375	1'39.975	247,1	12:05'49.287

18° 51 A. SARMOON [1'40.153]							
Lap	Seg1	Seg2	Seg3	Seg4	Lap Time	km/h	Local Time
1			23.168	21.040	37.397		12:02'31.322
2	28.294	20.836	20.456	30.966	1'40.552	248,3	12:04'11.874
3	29.197	20.792	20.507	30.521	1'41.017	248,3	12:05'52.891
4	28.196	20.946	20.720	32.711	1'42.573	247,1	12:07'35.464
5	28.300	20.454	21.244	30.765	1'40.763C	246,6	12:09'16.227
6	28.911	20.890	20.607	30.605	1'41.013	246,6	12:10'57.240
7	28.642	20.892	20.640	30.963	1'41.137	249,4	12:12'38.377
8	28.666	20.911	22.939	31.892	1'44.408C	249,4	12:14'22.785
9	29.678	22.878	21.134	31.117	1'44.807	247,7	12:16'07.592
10	28.850	21.199	20.893	30.770	1'41.712	245,5	12:17'49.304
11	28.692	24.439	21.448	39.440	1'54.019P	246,0	12:19'43.323
12	12'42.188	22.023	25.984	31.328	14'01.523P		12:33'44.846
13	28.658	20.793	20.444	30.548	1'40.443	246,0	12:35'25.289
14	28.284	20.856	20.581	30.576	1'40.297	245,5	12:37'05.586
15	31.046	21.110	24.115	34.011	1'50.282	246,6	12:38'55.868
16	28.121	21.045	20.419	30.568	1'40.153	247,1	12:40'36.021
17	28.229	20.892	20.365	30.869	1'40.355	247,7	12:42'16.376
18	33.672	20.540	22.928	30.783	1'47.923	246,6	12:44'04.299
19	28.212	20.976	20.579	32.833	1'42.600	246,6	12:45'46.899

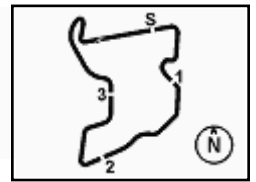
15° 17 J. MCPHEE [1'38.956]							
Lap	Seg1	Seg2	Seg3	Seg4	Lap Time	km/h	Local Time
1		21.505	21.195	31.812			12:02'29.328
2	28.802	21.069	20.534	30.810	1'41.215	247,7	12:04'10.543
3	28.155	20.363	20.443	30.436	1'39.397	248,8	12:05'49.940
4	28.073	20.457	21.793	31.316	1'41.639	250,6	12:07'31.579
5	28.977	20.915	20.506	37.272	1'47.670C	248,3	12:09'19.249
6	28.145	20.334	20.252	30.225	1'38.956	246,6	12:10'58.205
7	27.925	20.648	20.405	30.843	1'39.821	249,4	12:12'38.026
8	28.094	20.349	20.390	30.741	1'39.574	247,7	12:14'17.600
9	28.138	20.448	20.254	33.497	1'42.337C	246,6	12:15'59.937
10	28.094	20.584	20.271	30.379	1'39.328	244,9	12:17'39.265
11	28.111	20.537	20.226	30.444	1'39.318	246,6	12:19'18.583
12	29.104	21.598	20.831	37.360	1'48.893P	245,5	12:21'07.476

19° 7 A. NORRODIN [1'41.383]							
Lap	Seg1	Seg2	Seg3	Seg4	Lap Time	km/h	Local Time
1			22.943	22.888	32.254		12:02'14.482
2	30.168	22.802	21.815	32.747	1'47.532	241,6	12:04'02.014
3	29.746	21.586	21.672	32.021	1'45.025	241,1	12:05'47.039
4	29.471	21.506	21.379	31.590	1'43.946	242,2	12:07'30.985
5	29.423	21.211	20.925	31.207	1'42.766C	239,5	12:09'13.751
6	29.032	21.437	21.033	31.057	1'42.559	240,5	12:10'56.310
7	28.861	21.032	20.771	31.796	1'42.460	241,1	12:12'38.770

03/03/2023 P = Pits In/Out - C = Lap Time Cancelled

These data/results cannot be reproduced, stored and/or transmitted in whole or in part by any manner of electronic, mechanical, photocopying, recording, broadcasting or otherwise now known or herein after developed without the previous express consent by the copyright owner, except for reproduction in daily press and regular printed publications on sale to the public within 60 days of the event related to those data/results and always provided that copyright symbol appears together as follows below.

© DORNA WSBK ORGANIZATION Srl 2023



Motul Indonesian Round, 3-5 March 2023
Chronological Analysis Free Practice 2nd Session

8	28.776	20.828	21.085	31.710	1'42.399C	243,8	12:14'21.169
9	29.295	21.728	21.462	37.369	1'49.854P	239,5	12:16'11.023
10	8'11.695	22.463	21.807	32.117	9'28.082P		12:25'39.105
11	29.488	21.727	21.291	31.648	1'44.154	237,4	12:27'23.259
12	29.156	21.548	21.040	31.460	1'43.204	237,4	12:29'06.463
13	29.258	21.677	21.120	35.667	1'47.722P	238,4	12:30'54.185
14	4'01.696	21.462	20.940	31.185	5'15.283P		12:36'09.468
15	28.912	21.141	20.876	31.160	1'42.089	239,5	12:37'51.557
16	28.963	21.148	20.728	31.095	1'41.934C	238,9	12:39'33.491
17	28.634	20.934	21.022	31.259	1'41.849C	241,1	12:41'15.340
18	29.086	21.486	24.904	31.959	1'47.435	238,9	12:43'02.775
19	28.881	21.184	21.078	32.375	1'43.518	238,9	12:44'46.293
20	28.656	21.020	20.726	30.981	1'41.383	238,4	12:46'27.676

20° 77 T. ALBERTO [1'41.388]							
Lap	Seg.1	Seg.2	Seg.3	Seg.4	Lap Time	km/h	Local Time
1		23.035	22.458	32.117			12:02'14.705
2	30.116	22.976	21.634	32.266	1'46.992	238,9	12:04'01.697
3	29.551	21.845	21.807	31.652	1'44.855	244,3	12:05'46.552
4	29.506	21.500	21.148	31.636	1'43.790	243,8	12:07'30.342
5	29.238	21.479	20.919	30.927	1'42.563C	240,5	12:09'12.905
6	28.930	21.285	20.746	31.190	1'42.151	241,6	12:10'55.056
7	29.080	21.203	20.828	40.604	1'51.715CP	230,3	12:12'46.771
8	10'09.203	23.603	22.347	32.306	11'27.459P		12:24'14.230
9	32.926	22.144	20.835	31.522	1'47.427	243,8	12:26'01.657
10	28.983	21.533	20.833	31.266	1'42.615	244,3	12:27'44.272
11	28.996	21.475	20.609	31.280	1'42.360	243,8	12:29'26.632
12	28.938	21.465	20.801	31.191	1'42.395	243,8	12:31'09.027
13	29.235	21.500	27.995	38.783	1'57.513CP	244,3	12:33'06.540
14	5'36.853	22.253	24.851	32.182	6'56.139P		12:40'02.679
15	28.961	21.550	20.643	30.871	1'42.025	243,8	12:41'44.704
16	28.725	21.153	20.587	37.561	1'48.026C	242,7	12:43'32.730
17	28.701	20.985	20.655	31.047	1'41.388	242,2	12:45'14.118

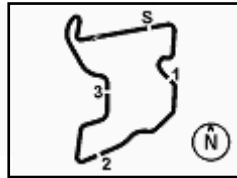
21° 4 H. TRUELOVE [1'41.501]							
Lap	Seg.1	Seg.2	Seg.3	Seg.4	Lap Time	km/h	Local Time
1		22.294	22.893	32.790			12:02'34.130
2	29.802	21.951	21.368	32.276	1'45.397	247,1	12:04'19.527
3	30.540	21.976	21.282	32.961	1'46.759	247,7	12:06'06.286
4	29.460	22.494	21.340	32.167	1'45.461C	246,6	12:07'51.747
5	29.255	21.693	20.975	31.863	1'43.786C	245,5	12:09'35.533
6	29.117	21.673	20.968	35.721	1'47.479C	245,5	12:11'23.012
7	30.035	21.812	21.017	31.646	1'44.510	247,1	12:13'07.522
8	28.961	21.230	20.960	31.578	1'42.729C	247,7	12:14'50.251
9	28.917	21.570	20.927	31.897	1'43.311	246,6	12:16'33.562
10	28.786	21.020	24.351	38.920	1'53.077P	246,0	12:18'26.639
11	12'34.346	21.537	21.299	31.606	13'48.788P		12:32'15.427
12	28.989	21.315	20.790	31.578	1'42.672	248,3	12:33'58.099
13	28.620	21.284	20.732	31.429	1'42.065	250,6	12:35'40.164
14	30.011	21.587	20.743	31.241	1'43.582	248,3	12:37'23.746
15	29.357	21.511	21.328	31.496	1'43.692C	248,8	12:39'07.438
16	28.416	23.172	20.882	31.204	1'43.674C	252,9	12:40'51.112
17	28.561	20.852	20.553	31.535	1'41.501	250,6	12:42'32.613
18	28.749	21.168	20.547	31.347	1'41.811	248,3	12:44'14.424
19	28.549	21.079	20.596	31.557	1'41.781	247,1	12:45'56.205

03/03/2023

P = Pits In/Out - C = Lap Time Cancelled

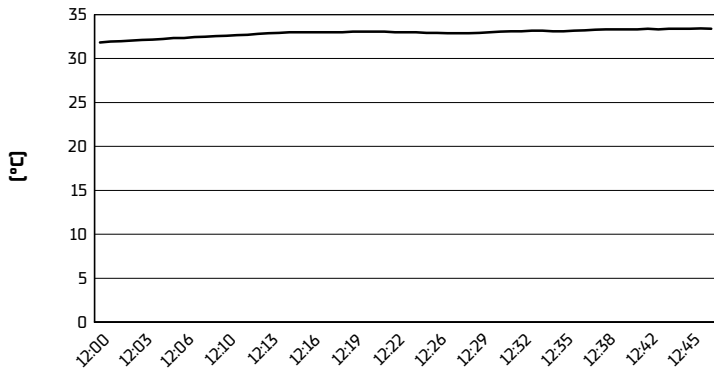
These data/results cannot be reproduced, stored and/or transmitted in whole or in part by any manner of electronic, mechanical, photocopying, recording, broadcasting or otherwise now known or herein after developed without the previous express consent by the copyright owner, except for reproduction in daily press and regular printed publications on sale to the public within 60 days of the event related to those data/results and always provided that copyright symbol appears together as follows below.

© DORNA WSBK ORGANIZATION Srl 2023

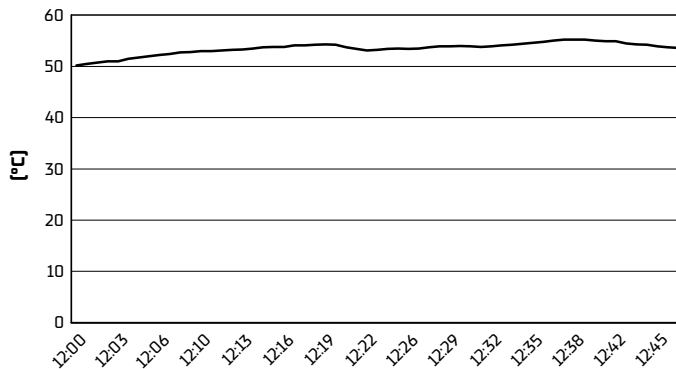


Motul Indonesian Round, 3-5 March 2023
Weather Report Free Practice 2nd Session
Session started 12:00 - Session ended 12:47

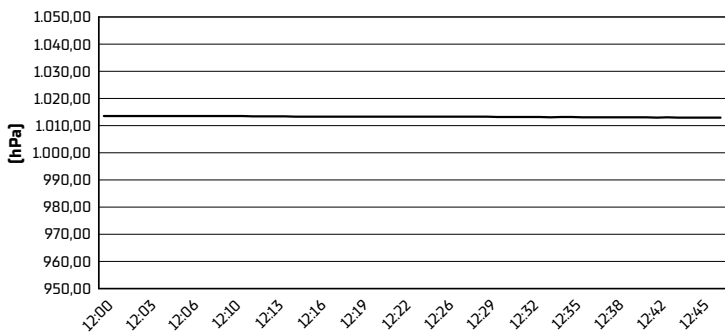
Air Temperature



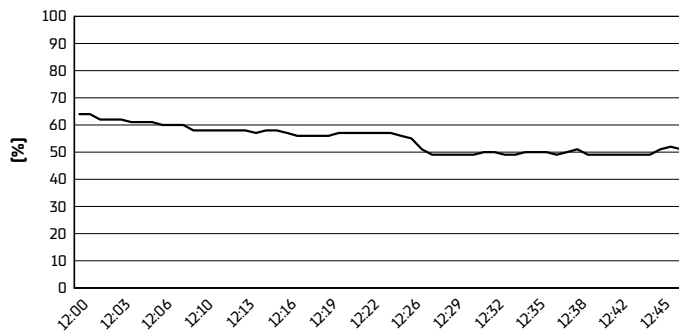
Track Temperature



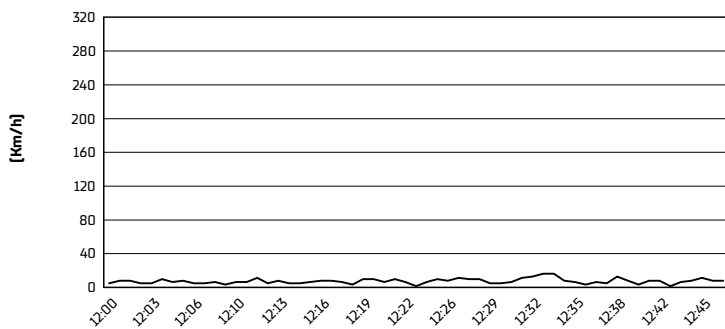
Air Pressure



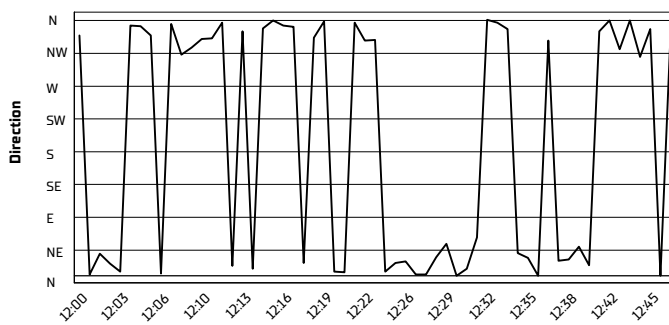
Humidity



Wind Speed



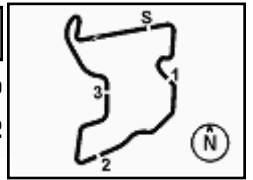
Wind Direction



03/03/2023

These data/results cannot be reproduced, stored and/or transmitted in whole or in part by any manner of electronic, mechanical, photocopying, recording, broadcasting or otherwise now known or herein after developed without the previous express consent by the copyright owner, except for reproduction in daily press and regular printed publications on sale to the public within 60 days of the event related to those data/results and always provided that copyright symbol appears together as follows below.

© DORNA WSBK ORGANIZATION Srl 2023


Motul Indonesian Round, 3-5 March 2023
Best Laps & Speeds

Pertamina Mandalika Circuit 4.300 m

No.	Rider Bike	Nat	Best Lap		FP1		FP2												
			LL	SPD	LL	SPD	LL	SPD											
1	11 N. BULEGA Ducati Panigale V2	ITA	1'36.705 29 252,3		1'39.420 9 248,8		1'36.705 20 252,3												
2	61 C. ONCU Kawasaki ZX-6R	TUR	1'36.729 41 248,8		1'40.784 20 248,8		1'36.729 21 248,8												
3	66 N. TUULI Triumph Street Triple RS 765	FIN	1'36.751 31 254,7		1'42.727 15 246,0		1'36.751 16 254,7												
4	23 M. SCHROETTER MV Agusta F3 800 RR	GER	1'36.784 27 251,7		1'40.116 7 247,7		1'36.784 20 251,7												
5	62 S. MANZI Yamaha YZF R6	ITA	1'36.866 25 249,4		1'39.955 11 248,2		1'36.866 14 249,4												
6	3 R. DE ROSA Ducati Panigale V2	ITA	1'36.878 30 248,8		1'40.622 13 248,8		1'36.878 17 248,8												
7	64 F. CARICASULO Ducati Panigale V2	ITA	1'36.971 34 251,7		1'41.110 18 250,5		1'36.971 16 251,7												
8	9 J. NAVARRO Yamaha YZF R6	ESP	1'37.025 36 252,3		1'41.801 18 247,7		1'37.025 18 252,3												
9	28 G. VAN STRAALLEN Yamaha YZF R6	NED	1'37.137 30 249,4		1'41.079 12 247,7		1'37.137 18 249,4												
10	94 V. DEBISE Yamaha YZF R6	FRA	1'37.242 42 250,0		1'41.787 23 248,8		1'37.242 19 250,0												
11	29 N. SPINELLI Yamaha YZF R6	ITA	1'37.583 32 246,0		1'39.679 17 243,7		1'37.583 15 246,0												
12	19 A. MANTOVANI Yamaha YZF R6	ITA	1'37.840 35 249,4		1'44.296 17 248,2		1'37.840 18 249,4												
13	54 B. SOFUOGLU MV Agusta F3 800 RR	TUR	1'37.986 31 255,9		1'42.682 17 251,7		1'37.986 14 255,9												
14	32 D. BAYLISS Ducati Panigale V2	AUS	1'38.264 39 252,9		1'42.700 20 247,7		1'38.264 19 252,9												
15	17 J. MCPHEE Kawasaki ZX-6R	GBR	1'38.956 30 250,5		1'44.445 14 247,1		1'38.956 16 250,5												
16	95 T. MACKENZIE Honda CBR600RR	GBR	1'39.369 29 241,0		1'43.138 14 239,4		1'39.369 15 241,0												
17	24 A. WONGTHANANON Yamaha YZF R6	THA	1'39.975 19 247,7		1'44.628 17 244,9		1'39.975 2 247,7												
18	51 A. SARMOON Yamaha YZF R6	THA	1'40.153 34 249,4		1'44.200 16 244,9		1'40.153 18 249,4												
19	7 A. NORRODIN Honda CBR600RR	MAS	1'41.383 22 243,7		1'47.557 3 226,4		1'41.383 19 243,7												
20	77 T. ALBERTO Kawasaki ZX-6R	PHI	1'41.388 35 246,5		1'45.401 19 246,5		1'41.388 16 244,3												
21	4 H. TRUELOVE Triumph Street Triple RS 765	GBR	1'41.501 35 252,9		1'48.039 17 246,5		1'41.501 18 252,9												

03/03/2023

These data/results cannot be reproduced, stored and/or transmitted in whole or in part by any manner of electronic, mechanical, photocopying, recording, broadcasting or otherwise now known or herein after developed without the previous express consent by the copyright owner, except for reproduction in daily press and regular printed publications on sale to the public within 60 days of the event related to those data/results and always provided that copyright symbol appears together as follows below.

© DORNA WSBK ORGANIZATION Srl 2023

FICR PERUGIA TIMING

