

**Motul Indonesian Round, 3-5 March 2023**  
**Results Tissot Superpole**

Pertamina Mandalika Circuit 4.300 m

1 / 2

No.	Rider	Nat	Team	Bike	Time	Gap	Rel.	Laps	Speed	
									Avg	Max
1	<b>11</b> N. <b>BULEGA</b>	ITA	Aruba Racing WorldSSP Team	Ducati Panigale V2	<b>1'35.520</b>			8	162,060	<b>254,7</b>
2	<b>64</b> F. <b>CARICASULO</b>	ITA	Althea Racing Team	Ducati Panigale V2	<b>1'35.523</b>	0.003	0.003	9	162,055	<b>254,1</b>
3	<b>61</b> C. <b>ONCU</b>	TUR	Kawasaki Puccetti Racing	Kawasaki ZX-6R	<b>1'35.612</b>	0.092	0.089	8	161,904	<b>252,9</b>
4	<b>66</b> N. <b>TUULI</b>	FIN	Dynavolt Triumph	Triumph Street Triple RS 765	<b>1'35.915</b>	0.395	0.303	9	161,393	<b>252,9</b>
5	<b>23</b> M. <b>SCHROETTER</b>	GER	MV Agusta Reparto Corse	MV Agusta F3 800 RR	<b>1'35.927</b>	0.407	0.012	9	161,373	<b>250,0</b>
6	<b>3</b> R. <b>DE ROSA</b>	ITA	Orelac Racing Verdnatura	Ducati Panigale V2	<b>1'36.031</b>	0.511	0.104	9	161,198	<b>250,6</b>
7	<b>28</b> G. <b>VAN STRAALEN</b>	NED	EAB Racing Team	Yamaha YZF R6	<b>1'36.065</b>	0.545	0.034	9	161,141	<b>250,6</b>
8	<b>29</b> N. <b>SPINELLI</b>	ITA	VFT Racing Yamaha	Yamaha YZF R6	<b>1'36.127</b>	0.607	0.062	7	161,037	<b>250,6</b>
9	<b>9</b> J. <b>NAVARRO</b>	ESP	Ten Kate Racing Yamaha	Yamaha YZF R6	<b>1'36.196</b>	0.676	0.069	9	160,921	<b>254,1</b>
10	<b>62</b> S. <b>MANZI</b>	ITA	Ten Kate Racing Yamaha	Yamaha YZF R6	<b>1'36.421</b>	0.901	0.225	7	160,546	<b>250,0</b>
11	<b>17</b> J. <b>MCPHEE</b>	GBR	Vince64 by Puccetti Racing	Kawasaki ZX-6R	<b>1'36.952</b>	1.432	0.531	8	159,667	<b>251,2</b>
12	<b>94</b> V. <b>DEBISE</b>	FRA	GMT94 Yamaha	Yamaha YZF R6	<b>1'37.113</b>	1.593	0.161	9	159,402	<b>252,3</b>
13	<b>54</b> B. <b>SOFUOGLU</b>	TUR	MV Agusta Reparto Corse	MV Agusta F3 800 RR	<b>1'37.153</b>	1.633	0.040	8	159,336	<b>254,1</b>
14	<b>19</b> A. <b>MANTOVANI</b>	ITA	Evan Bros. WorldSSP Yamaha Team	Yamaha YZF R6	<b>1'37.339</b>	1.819	0.186	9	159,032	<b>253,5</b>
15	<b>32</b> O. <b>BAYLISS</b>	AUS	D34G Racing	Ducati Panigale V2	<b>1'37.579</b>	2.059	0.240	9	158,641	<b>252,9</b>
16	<b>95</b> T. <b>MACKENZIE</b>	GBR	PETRONAS MIE MS Racing HONDA Team	Honda CBR600RR	<b>1'37.892</b>	2.372	0.313	9	158,133	<b>243,8</b>
17	<b>24</b> A. <b>WONGTHANANON</b>	THA	Yamaha Thailand Racing Team	Yamaha YZF R6	<b>1'38.094</b>	2.574	0.202	9	157,808	<b>248,3</b>
18	<b>51</b> A. <b>SARMOON</b>	THA	Yamaha Thailand Racing Team	Yamaha YZF R6	<b>1'38.194</b>	2.674	0.100	9	157,647	<b>252,3</b>
19	<b>4</b> H. <b>TRUELOVE</b>	GBR	Dynavolt Triumph	Triumph Street Triple RS 765	<b>1'38.536</b>	3.016	0.342	9	157,100	<b>255,3</b>
20	<b>7</b> A. <b>NORRODIN</b>	MAS	PETRONAS MIE MS Racing HONDA Team	Honda CBR600RR	<b>1'39.199</b>	3.679	0.663	9	156,050	<b>244,9</b>
<b>----- Not Qualified -----</b>										
NQ	<b>77</b> T. <b>ALBERTO</b>	PHI	MTM Kawasaki	Kawasaki ZX-6R	<b>1'40.636</b>	5.116	1.437	9	153,822	<b>248,3</b>

Qualifying Lap Time [105% of 1'35.520]: 1'40.294

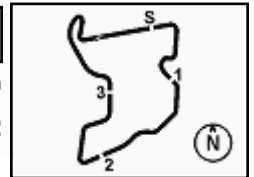
AIR	Humidity:	63%	Temp:	30°C
TRACK	Condition:	Dry	Temp:	44°C

Records	Pole	(SP)	2022	N.Tuuli	1'35.947	161,340	Km/h
	Race	(RC2)	2022	D.Aegerter	1'35.765	161,650	Km/h
	All Times	(RC2)	2022	D.Aegerter	1'35.765	161,650	Km/h

Start 04/03/2023 09:55 End 10:16 The results are provisional until the end of the time limit for protests and appeals and the completion of the technical checks.

These data/results cannot be reproduced, stored and/or transmitted in whole or in part by any manner of electronic, mechanical, photocopying, recording, broadcasting or otherwise now known or herein after developed without the previous express consent by the copyright owner, except for reproduction in daily press and regular printed publications on sale to the public within 60 days of the event related to those data/results and always provided that copyright symbol appears together as follows below.

© DORNA WSBK ORGANIZATION Srl 2023



**Motul Indonesian Round, 3-5 March 2023**  
**Results Tissot Superpole**

**Session Highlights**

Local Time	No. Rider	Description
09.55.00		Start
09.59.52	<b>29</b> N. SPINELLI	Crashed - Turn 17
10.00.03	<b>29</b> N. SPINELLI	Re-joined
10.01.00	<b>29</b> N. SPINELLI	Current Lap Cancelled - Exceeded Track Limits - Turn 8R
10.07.32	<b>66</b> N. TUULI	Current Lap Cancelled - Exceeded Track Limits - Turn 8L
10.08.16	<b>23</b> M. SCHROETTER	Lap Cancelled [1'36.628] - Yellow Flag - Turn 17
10.08.21	<b>54</b> B. SOFUOGLU	Lap Cancelled [1'38.010] - Yellow Flag - Turn 17
10.08.26	<b>32</b> O. BAYLISS	Lap Cancelled [1'40.228] - Yellow Flag - Turn 17
10.08.31	<b>95</b> T. MACKENZIE	Lap Cancelled [1'47.000] - Yellow Flag - Turn 17
10.08.36	<b>61</b> C. ONCU	Lap Cancelled [1'35.961] - Yellow Flag - Turn 17
10.08.41	<b>7</b> A. NORRODIN	Lap Cancelled [1'39.502] - Yellow Flag - Turn 17
10.08.46	<b>4</b> H. TRUELOVE	Lap Cancelled [1'39.697] - Yellow Flag - Turn 17
10.08.51	<b>77</b> T. ALBERTO	Lap Cancelled [1'42.758] - Yellow Flag - Turn 17
10.08.56	<b>94</b> V. DEBISE	Lap Cancelled [1'37.158] - Yellow Flag - Turn 17
10.09.01	<b>9</b> J. NAVARRO	Lap Cancelled [1'36.626] - Yellow Flag - Turn 17
10.09.06	<b>66</b> N. TUULI	Lap Cancelled [1'42.208] - Yellow Flag - Turn 17
10.09.11	<b>19</b> A. MANTOVANI	Lap Cancelled [1'38.070] - Yellow Flag - Turn 17
10.09.16	<b>24</b> A. WONGTHANANON	Lap Cancelled [1'38.916] - Yellow Flag - Turn 17
10.09.21	<b>51</b> A. SARMOON	Lap Cancelled [1'38.408] - Yellow Flag - Turn 17
10.11.34	<b>64</b> F. CARICASULO	Current Lap Cancelled - Exceeded Track Limits - Turn 8L
10.12.00	<b>64</b> F. CARICASULO	Lap Cancelled [1'36.460] - Yellow Flag - Turn 17
10.12.05	<b>17</b> J. MCPHEE	Lap Cancelled [1'38.123] - Yellow Flag - Turn 17
10.12.35	<b>66</b> N. TUULI	Current Lap Cancelled - Exceeded Track Limits - Turn 8R
10.15.26	<b>17</b> J. MCPHEE	Current Lap Cancelled - Exceeded Track Limits - Turn 8L
10.16.48		End Of Session

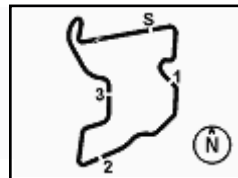
**Fastest Laps Sequence**

No.	Rider	Nat	Team	Bike	Local Time	Time	Gap	Avg
<b>95</b>	T. MACKENZIE	GBR	PETRONAS MIE MS Racing HONDA Team	Honda CBR600RR	09:58'31.419	<b>1'40.345</b>		154,268
<b>23</b>	M. SCHROETTER	GER	MV Agusta Reparto Corse	MV Agusta F3 800 RR	09:58'36.000	<b>1'37.156</b>	-3.189	159,331
<b>66</b>	N. TUULI	FIN	Dynavolt Triumph	Triumph Street Triple RS 765	09:58'42.233	<b>1'36.728</b>	-0.428	160,036
<b>61</b>	C. ONCU	TUR	Kawasaki Puccetti Racing	Kawasaki ZX-6R	09:58'43.401	<b>1'36.075</b>	-0.653	161,124
<b>66</b>	N. TUULI	FIN	Dynavolt Triumph	Triumph Street Triple RS 765	10:02'00.356	<b>1'35.915</b>	-0.160	161,393
<b>11</b>	N. BULEGA	ITA	Aruba Racing WorldSSP Team	Ducati Panigale V2	10:09'07.343	<b>1'35.520</b>	-0.395	162,060

Start 09:55 End 10:16 The results are provisional until the end of the time limit for protests and appeals and the completion of the technical checks.

These data/results cannot be reproduced, stored and/or transmitted in whole or in part by any manner of electronic, mechanical, photocopying, recording, broadcasting or otherwise now known or herein after developed without the previous express consent by the copyright owner, except for reproduction in daily press and regular printed publications on sale to the public within 60 days of the event related to those data/results and always provided that copyright symbol appears together as follows below.

© DORNA WSBK ORGANIZATION Srl 2023



**Motul Indonesian Round, 3-5 March 2023**  
**Starting Grid - Race 1 (18 Laps x 4,300 km = 77,400 km)**

Pertamina Mandalika Circuit 4.300 m

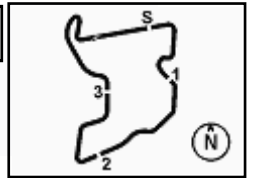
1	11	<b>BULEGA N.</b> Ducati 1'35.520	2	64	<b>CARICASULO F.</b> Ducati 1'35.523	3	61	<b>ONCU C.</b> Kawasaki 1'35.612	
2	4	66	<b>TUULI N.</b> Triumph 1'35.915	5	23	<b>SCHROETTER M.</b> MV Agusta 1'35.927	6	3	<b>DE ROSA R.</b> Ducati 1'36.031
3	7	28	<b>VAN STRAALEN G.</b> Yamaha 1'36.065	8	29	<b>SPINELLI N.</b> Yamaha 1'36.127	9	9	<b>NAVARRO J.</b> Yamaha 1'36.196
4	10	62	<b>MANZI S.</b> Yamaha 1'36.421	11	17	<b>MCPHEE J.</b> Kawasaki 1'36.952	12	94	<b>DEBISE V.</b> Yamaha 1'37.113
5	13	54	<b>SOFUOGLU B.</b> MV Agusta 1'37.153	14	19	<b>MANTOVANI A.</b> Yamaha 1'37.339	15	32	<b>BAYLISS O.</b> Ducati 1'37.579
6	16	95	<b>MACKENZIE T.</b> Honda 1'37.892	17	24	<b>WONGTHANANON A.</b> Yamaha 1'38.094	18	51	<b>SARMOON A.</b> Yamaha 1'38.194
7	19	4	<b>TRUELOVE H.</b> Triumph 1'38.536	20	7	<b>NORRODIN A.</b> Honda 1'39.199	21	77	<b>ALBERTO T.</b> Kawasaki 1'40.636

04/03/2023 The Race Director .....

These data/results cannot be reproduced, stored and/or transmitted in whole or in part by any manner of electronic, mechanical, photocopying, recording, broadcasting or otherwise now known or herein after developed without the previous express consent by the copyright owner, except for reproduction in daily press and regular printed publications on sale to the public within 60 days of the event related to those data/results and always provided that copyright symbol appears together as follows below. © DORNA WSBK ORGANIZATION Srl 2023

FICR PERUGIA TIMING





**Motul Indonesian Round, 3-5 March 2023**  
**Best Sectors & Speed Tissot Superpole**

Pertamina Mandalika Circuit 4.300 m

BEST LAP		
1	11 N. BULEGA	Ducati Panigale V2 1'35.520
2	64 F. CARICASULO	Ducati Panigale V2 1'35.523
3	61 C. ONCU	Kawasaki ZX-6R 1'35.612
4	66 N. TUULI	Triumph Street Triple RS 765 1'35.915
5	23 M. SCHROETTER	MV Agusta F3 800 RR 1'35.927
6	3 R. DE ROSA	Ducati Panigale V2 1'36.031
7	28 G. VAN STRAALEN	Yamaha YZF R6 1'36.065
8	29 N. SPINELLI	Yamaha YZF R6 1'36.127
9	9 J. NAVARRO	Yamaha YZF R6 1'36.196
10	62 S. MANZI	Yamaha YZF R6 1'36.421
11	17 J. MCPHEE	Kawasaki ZX-6R 1'36.952
12	94 V. DEBISE	Yamaha YZF R6 1'37.113
13	54 B. SOFUOGLU	MV Agusta F3 800 RR 1'37.153
14	19 A. MANTOVANI	Yamaha YZF R6 1'37.339
15	32 O. BAYLISS	Ducati Panigale V2 1'37.579
16	95 T. MACKENZIE	Honda CBR600RR 1'37.892
17	24 A. WONGTHANANON	Yamaha YZF R6 1'38.094
18	51 A. SARMOON	Yamaha YZF R6 1'38.194
19	4 H. TRUELOVE	Triumph Street Triple RS 765 1'38.536
20	7 A. NORRODIN	Honda CBR600RR 1'39.199
21	77 T. ALBERTO	Kawasaki ZX-6R 1'40.636

SPEED		
1	4 H. TRUELOVE	Triumph Street Triple RS 765 255,3
2	11 N. BULEGA	Ducati Panigale V2 254,7
3	9 J. NAVARRO	Yamaha YZF R6 254,1
4	54 B. SOFUOGLU	MV Agusta F3 800 RR 254,1
5	64 F. CARICASULO	Ducati Panigale V2 254,1
6	19 A. MANTOVANI	Yamaha YZF R6 253,5
7	32 O. BAYLISS	Ducati Panigale V2 252,9
8	61 C. ONCU	Kawasaki ZX-6R 252,9
9	66 N. TUULI	Triumph Street Triple RS 765 252,9
10	51 A. SARMOON	Yamaha YZF R6 252,3
11	94 V. DEBISE	Yamaha YZF R6 252,3
12	17 J. MCPHEE	Kawasaki ZX-6R 251,2
13	3 R. DE ROSA	Ducati Panigale V2 250,6
14	28 G. VAN STRAALEN	Yamaha YZF R6 250,6
15	29 N. SPINELLI	Yamaha YZF R6 250,6
16	62 S. MANZI	Yamaha YZF R6 250,0
17	23 M. SCHROETTER	MV Agusta F3 800 RR 250,0
18	24 A. WONGTHANANON	Yamaha YZF R6 248,3
19	77 T. ALBERTO	Kawasaki ZX-6R 248,3
20	7 A. NORRODIN	Honda CBR600RR 244,9
21	95 T. MACKENZIE	Honda CBR600RR 243,8

SEG. 1		
1	64 F. CARICASULO	27.005
2	11 N. BULEGA	27.071
3	61 C. ONCU	27.162
4	29 N. SPINELLI	27.166
5	9 J. NAVARRO	27.185
6	66 N. TUULI	27.186
7	28 G. VAN STRAALEN	27.186
8	23 M. SCHROETTER	27.202
9	54 B. SOFUOGLU	27.214
10	3 R. DE ROSA	27.219
11	62 S. MANZI	27.304
12	19 A. MANTOVANI	27.372
13	32 O. BAYLISS	27.395
14	94 V. DEBISE	27.403
15	24 A. WONGTHANANON	27.538
16	17 J. MCPHEE	27.621
17	51 A. SARMOON	27.653
18	95 T. MACKENZIE	27.743
19	4 H. TRUELOVE	27.770
20	7 A. NORRODIN	27.972
21	77 T. ALBERTO	28.334

SEG. 2		
1	11 N. BULEGA	19.473
2	66 N. TUULI	19.509
3	61 C. ONCU	19.534
4	64 F. CARICASULO	19.625
5	62 S. MANZI	19.633
6	28 G. VAN STRAALEN	19.665
7	23 M. SCHROETTER	19.692
8	29 N. SPINELLI	19.703
9	9 J. NAVARRO	19.716
10	3 R. DE ROSA	19.827
11	54 B. SOFUOGLU	19.898
12	94 V. DEBISE	19.967
13	17 J. MCPHEE	19.969
14	32 O. BAYLISS	20.001
15	95 T. MACKENZIE	20.024
16	19 A. MANTOVANI	20.088
17	7 A. NORRODIN	20.256
18	24 A. WONGTHANANON	20.283
19	4 H. TRUELOVE	20.327
20	51 A. SARMOON	20.335
21	77 T. ALBERTO	20.790

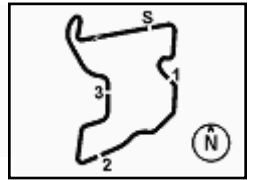
SEG. 3		
1	64 F. CARICASULO	19.466
2	61 C. ONCU	19.493
3	11 N. BULEGA	19.495
4	3 R. DE ROSA	19.521
5	23 M. SCHROETTER	19.542
6	29 N. SPINELLI	19.608
7	28 G. VAN STRAALEN	19.627
8	9 J. NAVARRO	19.662
9	62 S. MANZI	19.696
10	54 B. SOFUOGLU	19.712
11	66 N. TUULI	19.750
12	17 J. MCPHEE	19.763
13	32 O. BAYLISS	19.782
14	94 V. DEBISE	19.847
15	19 A. MANTOVANI	19.885
16	95 T. MACKENZIE	19.933
17	4 H. TRUELOVE	20.032
18	24 A. WONGTHANANON	20.090
19	51 A. SARMOON	20.211
20	7 A. NORRODIN	20.231
21	77 T. ALBERTO	20.443

SEG. 4		
1	61 C. ONCU	29.203
2	64 F. CARICASULO	29.273
3	66 N. TUULI	29.328
4	11 N. BULEGA	29.337
5	23 M. SCHROETTER	29.352
6	3 R. DE ROSA	29.366
7	28 G. VAN STRAALEN	29.388
8	9 J. NAVARRO	29.464
9	29 N. SPINELLI	29.534
10	62 S. MANZI	29.564
11	17 J. MCPHEE	29.599
12	94 V. DEBISE	29.656
13	32 O. BAYLISS	29.667
14	19 A. MANTOVANI	29.756
15	54 B. SOFUOGLU	29.826
16	51 A. SARMOON	29.851
17	95 T. MACKENZIE	29.877
18	24 A. WONGTHANANON	29.968
19	4 H. TRUELOVE	30.210
20	7 A. NORRODIN	30.666
21	77 T. ALBERTO	30.797

04/03/2023

These data/results cannot be reproduced, stored and/or transmitted in whole or in part by any manner of electronic, mechanical, photocopying, recording, broadcasting or otherwise now known or herein after developed without the previous express consent by the copyright owner, except for reproduction in daily press and regular printed publications on sale to the public within 60 days of the event related to those data/results and always provided that copyright symbol appears together as follows below.

© DORNA WSBK ORGANIZATION Srl 2023



**Motul Indonesian Round, 3-5 March 2023**  
**Ideal Times Tissot Superpole**

Pertamina Mandalika Circuit 4.300 m

No. Rider	Nat	Bike	Seg. 1 Diff. 1	Seg. 2 Diff. 2	Seg. 3 Diff. 3	Seg. 4 Diff. 4	Ideal Time Best Lap	Pos.	Diff.
1 64 F. CARICASULO	ITA	Ducati Panigale V2	27.005	19.625 +0.070	19.466	29.273 +0.084	1'35.369 1'35.523	2	0.154
2 11 N. BULEGA	ITA	Ducati Panigale V2	27.071	19.473	19.495 +0.144	29.337	1'35.376 1'35.520	1	0.144
3 61 C. ONCU	TUR	Kawasaki ZX-6R	27.162	19.534 +0.220	19.493	29.203	1'35.392 1'35.612	3	0.220
4 66 N. TUULI	FIN	Triumph Street Triple RS 765	27.186	19.509	19.750 +0.037	29.328 +0.105	1'35.773 1'35.915	4	0.142
5 23 M. SCHROETTER	GER	MV Agusta F3 800 RR	27.202 +0.006	19.692 +0.133	19.542	29.352	1'35.788 1'35.927	5	0.139
6 28 G. VAN STRAALEN	NED	Yamaha YZF R6	27.186	19.665 +0.019	19.627	29.388 +0.180	1'35.866 1'36.065	7	0.199
7 3 R. DE ROSA	ITA	Ducati Panigale V2	27.219	19.827 +0.018	19.521	29.366 +0.080	1'35.933 1'36.031	6	0.098
8 29 N. SPINELLI	ITA	Yamaha YZF R6	27.166 +0.065	19.703	19.608 +0.033	29.534 +0.018	1'36.011 1'36.127	8	0.116
9 9 J. NAVARRO	ESP	Yamaha YZF R6	27.185 +0.049	19.716 +0.120	19.662	29.464	1'36.027 1'36.196	9	0.169
10 62 S. MANZI	ITA	Yamaha YZF R6	27.304	19.633 +0.107	19.696 +0.117	29.564	1'36.197 1'36.421	10	0.224
11 54 B. SOFUOGLU	TUR	MV Agusta F3 800 RR	27.214 +0.409	19.898	19.712 +0.062	29.826 +0.032	1'36.650 1'37.153	13	0.503
12 32 D. BAYLISS	AUS	Ducati Panigale V2	27.395	20.001	19.782 +0.053	29.667 +0.681	1'36.845 1'37.579	15	0.734
13 94 V. DEBISE	FRA	Yamaha YZF R6	27.403 +0.057	19.967	19.847 +0.023	29.656 +0.160	1'36.873 1'37.113	12	0.240
14 17 J. MCPHEE	GBR	Kawasaki ZX-6R	27.621	19.969	19.763	29.599	1'36.952 1'36.952	11	
15 19 A. MANTOVANI	ITA	Yamaha YZF R6	27.372	20.088 +0.128	19.885	29.756 +0.110	1'37.101 1'37.339	14	0.238
16 95 T. MACKENZIE	GBR	Honda CBR600RR	27.743	20.024	19.933 +0.049	29.877 +0.266	1'37.577 1'37.892	16	0.315
17 24 A. WONGTHANANON	THA	Yamaha YZF R6	27.538	20.283 +0.118	20.090 +0.097	29.968	1'37.879 1'38.094	17	0.215
18 51 A. SARMOON	THA	Yamaha YZF R6	27.653 +0.023	20.335 +0.026	20.211 +0.095	29.851	1'38.050 1'38.194	18	0.144
19 4 H. TRUVELOVE	GBR	Triumph Street Triple RS 765	27.770 +0.015	20.327 +0.019	20.032	30.210 +0.163	1'38.339 1'38.536	19	0.197
20 7 A. NORRODIN	MAS	Honda CBR600RR	27.972	20.256	20.231 +0.074	30.666	1'39.125 1'39.199	20	0.074
21 77 T. ALBERTO	PHI	Kawasaki ZX-6R	28.334 +0.272	20.790	20.443	30.797	1'40.364 1'40.636	21	0.272
<b>Overall Ideal Time</b>			27.005	19.473	19.466	29.203	1'35.147		

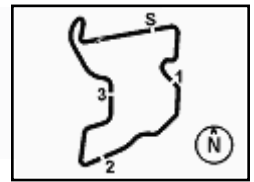
04/03/2023

These data/results cannot be reproduced, stored and/or transmitted in whole or in part by any manner of electronic, mechanical, photocopying, recording, broadcasting or otherwise now known or herein after developed without the previous express consent by the copyright owner, except for reproduction in daily press and regular printed publications on sale to the public within 60 days of the event related to those data/results and always provided that copyright symbol appears together as follows below.

© DORNA WSBK ORGANIZATION Srl 2023

FICR PERUGIA TIMING





**Motul Indonesian Round, 3-5 March 2023**  
**Chronological Analysis Tissot Superpole**

Pertamina Mandalika Circuit 4.300 m

1 / 3

1° 11 N. BULEGA [1'35.520]							
Lap	Seg1	Seg2	Seg3	Seg4	Lap Time	km/h	Local Time
1		21.024	20.147	30.019			9:58'02.077
2	27.597	19.675	<b>19.495</b>	29.377	1'36.144	250,0	9:59'38.221
3	27.736	19.913	19.739	34.879	1'42.267P	251,2	10:01'20.488
4	5'01.946	19.992	19.700	29.697	6'11.335P		10:07'31.823
5	<b>27.071</b>	<b>19.473</b>	19.639	<b>29.337</b>	<b>1'35.520</b>	250,0	10:09'07.343
6	35.155	20.913	19.821	29.690	1'45.579	251,7	10:10'52.922
7	27.469	19.531	19.769	29.583	1'36.352	252,3	10:12'29.274
8	27.738	19.875	19.948	29.866	1'37.427	<b>254,7</b>	10:14'06.701
9	27.562	19.782	20.068	30.000	1'37.412	252,9	10:15'44.113

2° 64 F. CARICASULO [1'35.523]							
Lap	Seg1	Seg2	Seg3	Seg4	Lap Time	km/h	Local Time
1		21.668	24.302	35.596			9:57'19.912
2	27.761	20.315	19.812	29.678	1'37.566	250,6	9:58'57.478
3	27.302	20.033	19.681	29.444	1'36.460C	252,3	10:00'33.938
4	28.230	21.103	20.466	36.531	1'46.330P	252,9	10:02'20.268
5	4'09.105	20.252	19.821	29.672	5'18.850P		10:07'39.118
6	<b>27.005</b>	19.695	<b>19.466</b>	29.357	<b>1'35.523</b>	251,2	10:09'14.641
7	27.111	19.766	19.591	<b>29.273</b>	1'35.741	252,3	10:10'50.382
8	28.647	23.216	19.865	29.331	1'41.059C	252,9	10:12'31.441
9	27.188	<b>19.625</b>	19.736	30.022	1'36.571	252,3	10:14'08.012
10	27.593	19.888	19.927	29.988	1'37.396	<b>254,1</b>	10:15'45.408

3° 61 C. ONCU [1'35.612]							
Lap	Seg1	Seg2	Seg3	Seg4	Lap Time	km/h	Local Time
1		21.996	26.568	31.071			9:57'07.326
2	27.574	19.621	19.576	29.304	1'36.075	251,2	9:58'43.401
3	27.231	<b>19.534</b>	19.552	29.644	1'35.961C	251,2	10:00'19.362
4	27.585	19.809	19.806	40.239	1'47.439P	<b>252,9</b>	10:02'06.801
5	5'54.822	20.728	20.220	29.546	7'05.316P		10:09'12.117
6	<b>27.162</b>	19.754	<b>19.493</b>	<b>29.203</b>	<b>1'35.612</b>	248,8	10:10'47.729
7	27.197	19.704	19.820	29.362	1'36.083	250,0	10:12'23.812
8	27.461	19.717	19.598	30.229	1'37.005	247,7	10:14'00.817
9	27.344	19.720	19.656	29.542	1'36.262	251,2	10:15'37.079

4° 66 N. TUULI [1'35.915]							
Lap	Seg1	Seg2	Seg3	Seg4	Lap Time	km/h	Local Time
1		22.017	26.261	32.123			9:57'05.505
2	27.564	19.993	<b>19.750</b>	29.421	1'36.728	247,7	9:58'42.233
3	27.254	21.476	23.329	30.149	1'42.208C	250,6	10:00'24.441
4	<b>27.186</b>	<b>19.509</b>	19.787	29.433	<b>1'35.915</b>	251,2	10:02'00.356
5	27.448	19.889	20.269	35.212	1'42.818P	<b>252,9</b>	10:03'43.174
6	3'34.743	21.125	20.260	29.569	4'45.697CP		10:08'28.871
7	27.500	20.084	<b>19.750</b>	<b>29.328</b>	1'36.662	248,3	10:10'05.533
8	27.227	19.821	19.798	30.044	1'36.890	248,3	10:11'42.423
9	36.357	20.676	20.621	30.298	1'47.952C	247,1	10:13'30.375
10	27.788	19.951	19.983	29.705	1'37.427	250,0	10:15'07.802

5° 23 M. SCHROETTER [1'35.927]							
Lap	Seg1	Seg2	Seg3	Seg4	Lap Time	km/h	Local Time
1		21.649	21.495	35.308			9:56'58.844
2	27.510	20.062	19.755	29.829	1'37.156	248,3	9:58'36.000
3	27.445	19.871	19.760	29.552	1'36.628C	249,4	10:00'12.628
4	27.207	20.020	19.890	29.497	1'36.614	249,4	10:01'49.242
5	28.980	21.412	19.935	35.604	1'45.931P	249,4	10:03'35.173
6	4'59.201	20.520	20.164	30.844	6'10.729P		10:09'45.902
7	27.458	20.064	19.626	29.536	1'36.684	248,8	10:11'22.586
8	27.263	19.780	19.633	29.394	1'36.070	249,4	10:12'58.656
9	<b>27.202</b>	<b>19.692</b>	19.614	29.493	1'36.001	<b>250,0</b>	10:14'34.657
10	27.208	19.825	<b>19.542</b>	<b>29.352</b>	<b>1'35.927</b>	<b>250,0</b>	10:16'10.584

6° 3 R. DE ROSA [1'36.031]							
Lap	Seg1	Seg2	Seg3	Seg4	Lap Time	km/h	Local Time
1		21.292	20.505	30.398			9:57'55.634
2	28.058	20.048	19.935	29.910	1'37.951	247,7	9:59'33.585
3	27.739	19.932	19.874	29.587	1'37.132	248,3	10:01'10.717
4	27.637	<b>19.827</b>	19.702	29.609	1'36.775	249,4	10:02'47.492
5	31.021	21.804	21.579	37.820	1'52.224P	250,0	10:04'39.716
6	3'04.716	20.514	19.916	29.646	4'14.792P		10:08'54.508
7	<b>27.219</b>	19.845	<b>19.521</b>	29.446	<b>1'36.031</b>	250,0	10:10'30.539
8	27.238	19.864	19.608	<b>29.366</b>	1'36.076	<b>250,6</b>	10:12'06.615
9	27.369	19.854	24.962	32.931	1'45.116	249,4	10:13'51.731
10	27.605	19.904	23.707	30.432	1'41.648	250,0	10:15'33.379

7° 28 G. VAN STRAALEN [1'36.065]							
Lap	Seg1	Seg2	Seg3	Seg4	Lap Time	km/h	Local Time
1		20.743	20.499	30.106			9:57'42.741
2	27.762	19.901	19.872	29.850	1'37.385	246,6	9:59'20.126
3	34.763	19.888	19.975	29.706	1'44.332	250,0	10:01'04.458
4	27.404	19.741	19.835	29.552	1'36.532	249,4	10:02'40.990
5	27.606	20.255	20.066	36.352	1'44.279P	248,8	10:04'25.269
6	3'58.990	20.574	19.925	29.655	5'09.144P		10:09'34.413
7	27.384	<b>19.665</b>	19.643	<b>29.388</b>	1'36.080	249,4	10:11'10.493
8	27.885	19.945	20.039	29.631	1'37.500	249,4	10:12'47.993
9	<b>27.186</b>	19.684	<b>19.627</b>	29.568	<b>1'36.065</b>	248,8	10:14'24.058
10	28.319	20.144	20.008	29.895	1'38.366	<b>250,6</b>	10:16'02.424

8° 29 N. SPINELLI [1'36.127]							
Lap	Seg1	Seg2	Seg3	Seg4	Lap Time	km/h	Local Time
1		20.794	19.986	29.799			9:58'04.181
2	27.323	19.730	<b>19.608</b>	59.489	2'06.150	246,6	10:00'10.331
3	33.130	20.695	19.961	34.352	1'48.138CP	155,2	10:01'58.469
4	6'40.643	20.144	19.963	<b>29.534</b>	7'50.284P		10:09'48.753
5	28.238	19.925	19.694	29.843	1'37.700	249,4	10:11'26.453
6	27.221	19.811	19.707	29.680	1'36.419	248,3	10:13'02.872
7	27.231	<b>19.703</b>	19.641	29.552	<b>1'36.127</b>	247,7	10:14'38.999
8	<b>27.166</b>	19.713	19.885	29.640	1'36.404	<b>250,6</b>	10:16'15.403

9° 9 J. NAVARRO [1'36.196]							
Lap	Seg1	Seg2	Seg3	Seg4	Lap Time	km/h	Local Time
1		21.705	20.924	32.104			9:57'09.842
2	27.589	19.983	19.807	29.581	1'36.960	248,8	9:58'46.802
3	27.407	<b>19.716</b>	19.843	29.660	1'36.626C	249,4	10:00'23.428
4	27.403	19.831	20.115	29.811	1'37.160	251,7	10:02'00.588
5	31.617	21.584	20.929	36.636	1'50.766P	<b>254,1</b>	10:03'51.354
6	3'47.645	20.319	20.091	29.521	4'57.576P		10:08'48.930
7	27.402	19.957	19.756	29.511	1'36.626	248,8	10:10'25.556
8	27.234	19.836	<b>19.662</b>	<b>29.464</b>	<b>1'36.196</b>	251,7	10:12'01.752
9	28.825	22.793	24.049	36.920	1'52.587	250,6	10:13'54.339
10	<b>27.185</b>	19.761	19.737	29.634	1'36.317	251,2	10:15'30.656

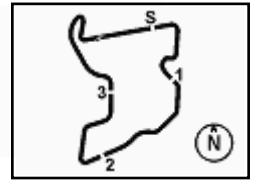
10° 62 S. MANZI [1'36.421]							
Lap	Seg1	Seg2	Seg3	Seg4	Lap Time	km/h	Local Time
1		20.771	20.147	29.981			9:57'50.313
2	<b>27.304</b>	19.740	19.813	<b>29.564</b>	<b>1'36.421</b>	247,1	9:59'26.734
3	27.321	<b>19.633</b>	<b>19.696</b>	30.062	1'36.712	248,3	10:01'03.446
4	29.817	21.555	21.255	37.119	1'49.746P	248,8	10:02'53.192
5	4'34.615	19.947	22.657	30.211	5'47.430P		10:08'40.622
6	29.057	19.911	19.844	30.347	1'39.159	249,4	10:10'19.781
7	28.604	20.443	20.388	36.159	1'45.594P	<b>250,0</b>	10:12'05.375
8	3'18.591	21.019	20.206	30.016	4'29.832P		10:16'35.207

04/03/2023

P = Pits In/Out - C = Lap Time Cancelled

These data/results cannot be reproduced, stored and/or transmitted in whole or in part by any manner of electronic, mechanical, photocopying, recording, broadcasting or otherwise now known or herein after developed without the previous express consent by the copyright owner, except for reproduction in daily press and regular printed publications on sale to the public within 60 days of the event related to those data/results and always provided that copyright symbol appears together as follows below.

© DORNA WSBK ORGANIZATION Srl 2023



**Motul Indonesian Round, 3-5 March 2023**  
**Chronological Analysis Tissot Superpole**

11° 17 J. MCPHEE [1'36.952]							
Lap	Seg.1	Seg.2	Seg.3	Seg.4	Lap Time	km/h	Local Time
1		21.398	21.370	33.417			9:57'13.101
2	30.528	21.354	21.074	32.192	1'45.148	247,7	9:58'58.249
3	27.802	20.079	19.996	30.246	1'38.123C	250,6	10:00'36.372
4	28.601	20.876	20.340	36.830	1'46.647P	250,0	10:02'23.019
5	6'01.011	20.876	20.294	29.994	7'12.175P		10:09'35.194
6	<b>27.621</b>	<b>19.969</b>	<b>19.763</b>	<b>29.599</b>	<b>1'36.952</b>	248,3	10:11'12.146
7	27.788	20.108	20.019	30.082	1'37.997	248,3	10:12'50.143
8	34.403	21.122	20.503	36.418	1'52.446	248,8	10:14'42.589
9	27.948	24.435	23.695	31.820	1'47.898C	<b>251,2</b>	10:16'30.487

12° 94 V. DEBISE [1'37.113]							
Lap	Seg.1	Seg.2	Seg.3	Seg.4	Lap Time	km/h	Local Time
1		21.041	31.805	38.478			9:57'06.145
2	28.875	20.063	<b>19.847</b>	<b>29.656</b>	1'38.441	249,4	9:58'44.586
3	<b>27.403</b>	19.985	19.921	29.849	1'37.158C	<b>252,3</b>	10:00'21.744
4	30.969	22.359	21.285	36.351	1'50.964P	251,7	10:02'12.708
5	3'32.865	21.341	20.384	29.791	4'44.381P		10:06'57.089
6	27.460	<b>19.967</b>	19.870	29.816	<b>1'37.113</b>	248,3	10:08'34.202
7	27.596	20.125	20.021	29.880	1'37.622	250,6	10:10'11.824
8	27.574	20.197	20.059	29.958	1'37.788	250,0	10:11'49.612
9	27.830	20.536	20.011	30.144	1'38.521	246,6	10:13'28.133
10	28.891	21.465	21.271	35.874	1'47.501P	250,0	10:15'15.634

13° 54 B. SOFUOGLU [1'37.153]							
Lap	Seg.1	Seg.2	Seg.3	Seg.4	Lap Time	km/h	Local Time
1		21.344	21.464	35.214			9:56'59.116
2	28.001	20.135	20.146	30.243	1'38.525	250,6	9:58'37.641
3	27.520	20.194	20.179	30.117	1'38.010C	251,2	10:00'15.651
4	27.584	20.159	20.010	30.130	1'37.883	251,7	10:01'53.534
5	27.653	20.583	20.256	30.695	7'52.559	249,4	10:09'46.093
6	27.546	20.144	<b>19.712</b>	<b>29.826</b>	1'37.228	<b>254,1</b>	10:11'23.321
7	27.623	<b>19.898</b>	19.774	29.858	<b>1'37.153</b>	248,3	10:13'00.474
8	<b>27.214</b>	20.038	19.841	30.070	1'37.163	252,9	10:14'37.637
9	27.401	20.356	20.360	31.706	1'39.823	250,0	10:16'17.460

14° 19 A. MANTOVANI [1'37.339]							
Lap	Seg.1	Seg.2	Seg.3	Seg.4	Lap Time	km/h	Local Time
1		22.639	20.903	32.218			9:57'10.184
2	27.713	20.603	20.065	30.195	1'38.576	251,2	9:58'48.760
3	27.687	20.301	20.044	30.038	1'38.070C	250,6	10:00'26.830
4	27.577	20.335	19.994	29.973	1'37.879	251,7	10:02'04.709
5	28.324	20.456	21.514	37.347	1'47.641P	251,7	10:03'52.350
6	4'09.545	20.857	20.077	29.824	5'20.303P		10:09'12.653
7	27.672	20.135	19.899	<b>29.756</b>	1'37.462	251,2	10:10'50.115
8	27.681	20.451	20.156	30.596	1'38.884	250,0	10:12'28.999
9	28.740	<b>20.088</b>	19.998	29.900	1'38.726	250,0	10:14'07.725
10	<b>27.372</b>	20.216	<b>19.885</b>	29.866	<b>1'37.339</b>	<b>253,5</b>	10:15'45.064

15° 32 O. BAYLISS [1'37.579]							
Lap	Seg.1	Seg.2	Seg.3	Seg.4	Lap Time	km/h	Local Time
1		22.009	21.465	35.753			9:56'59.461
2	28.190	20.236	20.013	29.876	1'38.315	<b>252,9</b>	9:58'37.776
3	28.707	21.140	20.420	29.961	1'40.228C	<b>252,9</b>	10:00'18.004
4	27.837	20.219	20.303	30.175	1'38.534	250,0	10:01'56.538
5	30.224	21.368	21.245	36.562	1'49.399P	247,7	10:03'45.937
6	3'10.554	27.604	23.891	39.238	4'41.287P		10:08'27.224
7	49.593	20.107	<b>19.782</b>	<b>29.667</b>	1'59.149P		10:10'26.373
8	<b>27.395</b>	<b>20.001</b>	19.835	30.348	<b>1'37.579</b>	250,6	10:12'03.952
9	28.304	20.717	24.791	35.003	1'48.815	249,4	10:13'52.767
10	27.453	20.023	19.895	31.242	1'38.613	250,0	10:15'31.380

16° 95 T. MACKENZIE [1'37.892]							
Lap	Seg.1	Seg.2	Seg.3	Seg.4	Lap Time	km/h	Local Time
1		21.406	21.178	32.359			9:56'51.074
2	28.541	20.729	20.298	30.777	1'40.345	238,4	9:58'31.419
3	35.793	20.439	20.608	30.160	1'47.000C	238,4	10:00'18.419
4	27.950	20.062	20.082	30.238	1'38.332	242,7	10:01'56.751
5	29.458	21.789	20.483	35.294	1'47.024P	<b>243,8</b>	10:03'43.775
6	3'38.769	21.891	20.908	31.365	4'52.933P		10:08'36.708
7	28.111	20.026	<b>19.933</b>	<b>29.877</b>	1'37.947	242,2	10:10'14.655
8	<b>27.743</b>	<b>20.024</b>	19.982	30.143	<b>1'37.892</b>	243,2	10:11'52.547
9	29.904	20.634	20.042	30.298	1'40.878	242,2	10:13'33.425
10	28.054	20.161	20.004	30.104	1'38.323	241,6	10:15'11.748

17° 24 A. WONGTHANANON [1'38.094]							
Lap	Seg.1	Seg.2	Seg.3	Seg.4	Lap Time	km/h	Local Time
1		22.795	20.956	32.298			9:57'10.705
2	27.955	20.436	20.222	30.201	1'38.814	246,6	9:58'49.519
3	27.741	20.647	<b>20.090</b>	30.438	1'38.916C	247,7	10:00'28.435
4	28.034	20.673	20.179	30.253	1'39.139	247,7	10:02'07.574
5	30.128	20.580	20.355	36.027	1'47.090P	245,5	10:03'54.664
6	4'32.485	23.206	23.045	33.143	5'51.879P		10:09'46.543
7	<b>27.538</b>	20.401	20.187	<b>29.968</b>	<b>1'38.094</b>	<b>248,3</b>	10:11'24.637
8	27.766	20.419	20.094	30.436	1'38.715	244,3	10:13'03.352
9	27.738	<b>20.283</b>	20.226	30.284	1'38.531	247,1	10:14'41.883
10	29.027	21.254	22.840	35.887	1'49.008	246,6	10:16'30.891

18° 51 A. SARMOON [1'38.194]							
Lap	Seg.1	Seg.2	Seg.3	Seg.4	Lap Time	km/h	Local Time
1		22.085	21.168	32.235			9:57'11.355
2	28.066	20.540	20.233	29.972	1'38.811	248,8	9:58'50.166
3	<b>27.653</b>	<b>20.335</b>	<b>20.211</b>	30.209	1'38.408C	251,7	10:00'28.574
4	28.768	20.668	20.343	30.359	1'40.138	<b>252,3</b>	10:02'08.712
5	28.225	20.587	20.458	29.992	1'39.262	249,4	10:03'47.974
6	27.896	20.658	20.817	37.277	1'46.648P	248,8	10:05'34.622
7	4'43.168	21.009	20.408	30.311	5'54.896P		10:11'29.518
8	27.676	20.361	20.306	<b>29.851</b>	<b>1'38.194</b>	248,3	10:13'07.712
9	27.851	20.545	20.320	30.011	1'38.727	250,0	10:14'46.439
10	28.603	21.666	21.478	33.052	1'44.799	251,2	10:16'31.238

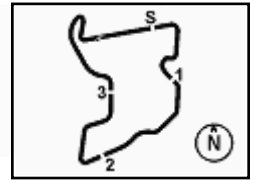
19° 4 H. TRUELOVE [1'38.536]							
Lap	Seg.1	Seg.2	Seg.3	Seg.4	Lap Time	km/h	Local Time
1		21.528	21.109	35.446			9:57'00.115
2	28.500	20.748	20.554	30.893	1'40.695	251,7	9:58'40.810
3	28.202	20.504	20.122	30.869	1'39.697C	252,9	10:00'20.507
4	27.952	<b>20.327</b>	20.839	30.505	1'39.623	<b>255,3</b>	10:02'00.130
5	29.482	20.926	20.440	37.961	1'48.809P	250,6	10:03'48.939
6	3'30.585	21.781	21.479	32.400	4'46.245P		10:08'35.184
7	27.886	20.369	20.080	<b>30.210</b>	1'38.545	251,7	10:10'13.729
8	<b>27.770</b>	20.387	20.196	30.315	1'38.668	252,3	10:11'52.397
9	28.109	20.362	20.122	30.234	1'38.827	250,0	10:13'31.224
10	27.785	20.346	<b>20.032</b>	30.373	<b>1'38.536</b>	253,5	10:15'09.760

20° 7 A. NORRODIN [1'39.199]							
Lap	Seg.1	Seg.2	Seg.3	Seg.4	Lap Time	km/h	Local Time
1		21.651	21.635	35.694			9:56'59.809
2	28.638	20.697	20.442	30.894	1'40.671	<b>244,9</b>	9:58'40.480
3	28.261	20.459	<b>20.231</b>	30.551	1'39.502C	242,2	10:00'19.982
4	38.184	20.687	20.479	30.764	1'50.114	242,7	10:02'10.096
5	28.446	20.598	20.429	35.490	1'44.963P	242,7	10:03'55.059
6	3'50.213	20.838	20.303	30.749	5'02.103P		10:08'57.162
7	28.154	20.811	20.565	30.859	1'40.389	243,2	10:10'37.551

04/03/2023 P = Pits In/Out - C = Lap Time Cancelled

These data/results cannot be reproduced, stored and/or transmitted in whole or in part by any manner of electronic, mechanical, photocopying, recording, broadcasting or otherwise now known or herein after developed without the previous express consent by the copyright owner, except for reproduction in daily press and regular printed publications on sale to the public within 60 days of the event related to those data/results and always provided that copyright symbol appears together as follows below.

© DORNA WSBK ORGANIZATION Srl 2023



**Motul Indonesian Round, 3-5 March 2023**  
**Chronological Analysis Tissot Superpole**

8	28.319	20.855	20.478	30.737	1'40.389	242,2	10:12'17.940
9	30.082	21.536	20.657	31.000	1'43.275	238,9	10:14'01.215
10	<b>27.972</b>	<b>20.256</b>	20.305	<b>30.666</b>	<b>1'39.199</b>	242,7	10:15'40.414

21° 77 T. ALBERTO [1'40.636]							
Lap	Seg.1	Seg.2	Seg.3	Seg.4	Lap Time	km/h	Local Time
1		22.275	21.885	32.454			9:56'53.935
2	29.432	21.904	20.942	31.344	1'43.622	245,5	9:58'37.557
3	28.829	21.379	21.096	31.454	1'42.758C	244,3	10:00'20.315
4	28.799	21.059	20.723	31.779	1'42.360	238,9	10:02'02.675
5	28.654	21.123	20.647	30.948	1'41.372	247,7	10:03'44.047
6	34.272	21.441	20.974	36.991	1'53.678P		10:05'37.725
7	3'29.242	21.541	20.774	30.884	4'42.441P		10:10'20.166
8	28.606	<b>20.790</b>	<b>20.443</b>	<b>30.797</b>	<b>1'40.636</b>	<b>248,3</b>	10:12'00.802
9	28.589	21.163	20.691	30.946	1'41.389		10:13'42.191
10	<b>28.334</b>	20.974	20.512	31.086	1'40.906	246,0	10:15'23.097

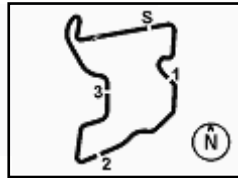
04/03/2023

P = Pits In/Dut - C = Lap Time Cancelled

These data/results cannot be reproduced, stored and/or transmitted in whole or in part by any manner of electronic, mechanical, photocopying, recording, broadcasting or otherwise now known or herein after developed without the previous express consent by the copyright owner, except for reproduction in daily press and regular printed publications on sale to the public within 60 days of the event related to those data/results and always provided that copyright symbol appears together as follows below.

© DORNA WSBK ORGANIZATION Srl 2023



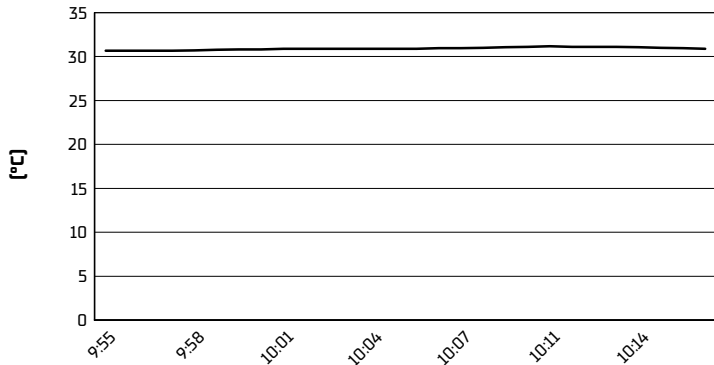


**Motul Indonesian Round, 3-5 March 2023**

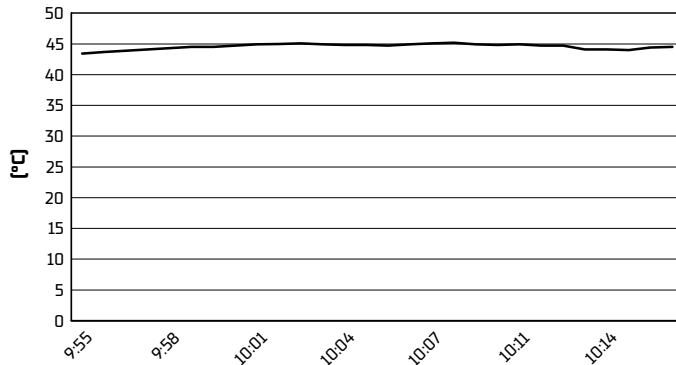
**Weather Report Tissot Superpole**

Session started 09:55 - Session ended 10:16

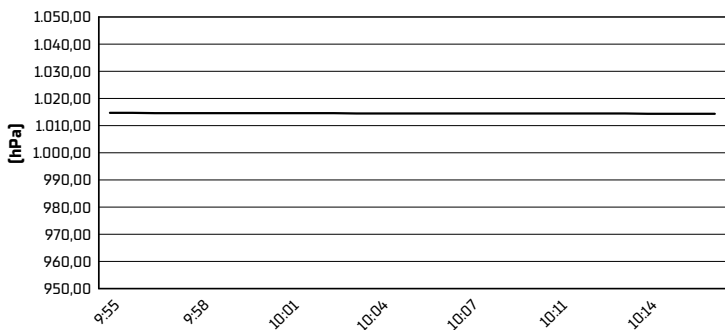
**Air Temperature**



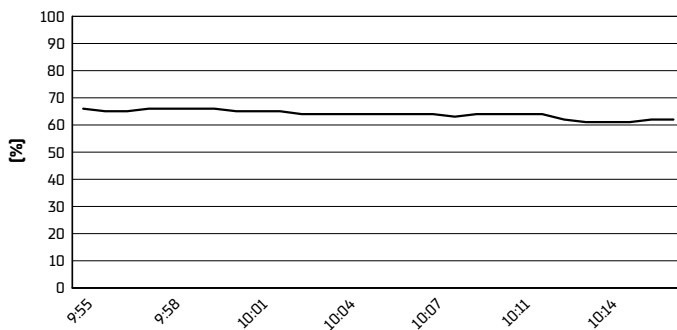
**Track Temperature**



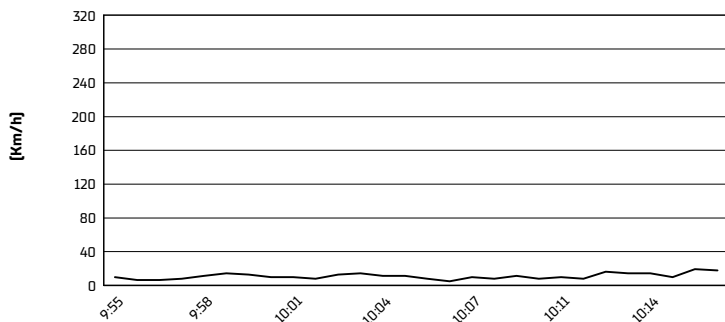
**Air Pressure**



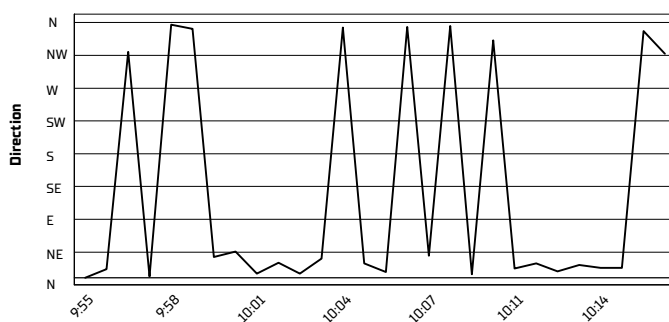
**Humidity**



**Wind Speed**



**Wind Direction**

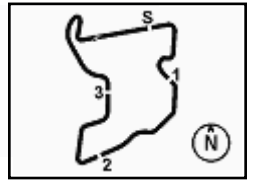


04/03/2023

These data/results cannot be reproduced, stored and/or transmitted in whole or in part by any manner of electronic, mechanical, photocopying, recording, broadcasting or otherwise now known or herein after developed without the previous express consent by the copyright owner, except for reproduction in daily press and regular printed publications on sale to the public within 60 days of the event related to those data/results and always provided that copyright symbol appears together as follows below.

© DORNA WSBK ORGANIZATION Srl 2023





**Motul Indonesian Round, 3-5 March 2023**  
**Superpole Ranking**

Pertamina Mandalika Circuit 4.300 m

	2020	2021	2022	2023
<b>01 Philip Island</b>	Locatelli (Ita) Yam 1'32.176 (173,6 Km/h)		Caricasulo (Ita) Duc 1'37.161 (164,7 Km/h)	Manzi (Ita) Yam 1'32.814 (172,4 Km/h)
<b>02 Mandalika</b>		Aegerter (Sui) Yam 1'36.288 (160,8 Km/h)	Tuuli (Fin) MvA 1'35.947 (161,3 Km/h)	Bulega (Ita) Duc 1'35.520 (162,1 Km/h)
<b>03 Assen</b>		Aegerter (Sui) Yam 1'37.222 (168,2 Km/h)	Aegerter (Sui) Yam 1'36.906 (168,7 Km/h)	
<b>04 Barcelona</b>	Locatelli (Ita) Yam 1'44.958 (158,7 Km/h)	Gonzalez (Esp) Yam 1'44.593 (159,3 Km/h)	Aegerter (Sui) Yam 1'43.983 (160,2 Km/h)	
<b>05 Misano</b>		Aegerter (Sui) Yam 1'37.726 (149,6 Km/h)	Aegerter (Sui) Yam 1'37.173 (150,4 Km/h)	
<b>06 Donington</b>			Aegerter (Sui) Yam 1'29.961 (160,9 Km/h)	
<b>07 Imola</b>				
<b>08 Most</b>		Gonzalez (Esp) Yam 1'35.213 (159,3 Km/h)	Baldassarri (Ita) Yam 1'34.952 (159,7 Km/h)	
<b>09 Magny-Cours</b>	Smith (Gbr) Yam 1'49.318 (145,3 Km/h)	Bernardi (Smi) Yam 1'40.330 (158,3 Km/h)	Caricasulo (Ita) Duc 1'40.565 (157,9 Km/h)	
<b>10 Aragon</b>	Locatelli (Ita) Yam 1'53.003 (161,7 Km/h)	Cluzel (Fra) Yam 1'52.937 (161,8 Km/h)	Baldassarri (Ita) Yam 1'52.706 (162,2 Km/h)	
<b>11 Portimao</b>	Locatelli (Ita) Yam 1'44.627 (158,0 Km/h)	Cluzel (Fra) Yam 1'43.908 (159,1 Km/h)	Aegerter (Sui) Yam 1'43.065 (160,4 Km/h)	
<b>12 Villicum</b>		Cluzel (Fra) Yam 1'41.740 (151,3 Km/h)	Aegerter (Sui) Yam 1'41.181 (152,1 Km/h)	

**2023**

- 1 N. Bulega**
- 1 S. Manzi**

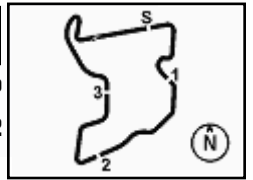
**ALL TIMES**

- |                          |                          |                           |
|--------------------------|--------------------------|---------------------------|
| <b>34</b> K. Sofuoglu    | <b>4</b> R. Xaus         | <b>1</b> <b>N. Bulega</b> |
| <b>24</b> J. Cluzel      | <b>3</b> S. Cortese      | <b>1</b> K. Coghlan       |
| <b>22</b> S. Charpentier | <b>3</b> K. Curtain      | <b>1</b> C. Davies        |
| <b>17</b> B. Parkes      | <b>3</b> J. Lascorz      | <b>1</b> M. Fabrizio      |
| <b>15</b> K. Muggeridge  | <b>3</b> I. MacPherson   | <b>1</b> T. Gradinger     |
| <b>14</b> F. Foret       | <b>3</b> A. Pitt         | <b>1</b> C. Jones         |
| <b>14</b> S. Lowes       | <b>3</b> D. Salom        | <b>1</b> C. Kellner       |
| <b>11</b> D. Aegerter    | <b>2</b> L. Baldassarri  | <b>1</b> S. Manzi         |
| <b>11</b> F. Caricasulo  | <b>2</b> P. Bontempi     | <b>1</b> F. Marino        |
| <b>10</b> C. Crutchlow   | <b>2</b> M. Gonzalez     | <b>1</b> M. Meregalli     |
| <b>8</b> L. Mahias       | <b>2</b> V. Guareschi    | <b>1</b> S. Morais        |
| <b>7</b> A. Locatelli    | <b>2</b> M. Lagrive      | <b>1</b> P. Oetti         |
| <b>6</b> S. Chambon      | <b>2</b> M. Pirro        | <b>1</b> C. Perolari      |
| <b>6</b> E. Laverty      | <b>2</b> L. Scassa       | <b>1</b> P. Riba          |
| <b>5</b> P. Casoli       | <b>2</b> K. Smith        | <b>1</b> S. Sanna         |
| <b>5</b> K. Fujiwara     | <b>2</b> J. Teuchert     | <b>1</b> L. Stapleford    |
| <b>5</b> P. Jacobsen     | <b>2</b> N. Tuuli        | <b>1</b> J. Vd Goorbergh  |
| <b>5</b> C. Vermeulen    | <b>2</b> M. van der Mark | <b>1</b> J. Whitham       |
| <b>4</b> R. Krummenacher | <b>1</b> L. Bernardi     |                           |

04/03/2023

These data/results cannot be reproduced, stored and/or transmitted in whole or in part by any manner of electronic, mechanical, photocopying, recording, broadcasting or otherwise now known or herein after developed without the previous express consent by the copyright owner, except for reproduction in daily press and regular printed publications on sale to the public within 60 days of the event related to those data/results and always provided that copyright symbol appears together as follows below.

© DORNA WSBK ORGANIZATION Srl 2023



**Motul Indonesian Round, 3-5 March 2023**  
**Tissot Superpole Award**

Pertamina Mandalika Circuit 4.300 m

	Points	Points From First	Points From Previous	February 26 PHILIPP ISLAND	March 5 MANDALIKA	April 23 ASSEN	May 7 BARCELONA	June 4 MISANO	July 2 DONNINGTON PARK	July 26 MOST	September 10 MAGNY-COURS	September 24 ARAGON	October 1 PORTIMAO	October 15 VILLICUM	December 26 TBA				
1 <b>BULEGA</b> Nicolo (ITA)	18			6	12														
2 <b>ONCU</b> Can (TUR)	16	2		9	7														
3 <b>MANZI</b> Stefano (ITA)	12	6	4	12															
4 <b>CARICASULO</b> Federico (ITA)	10	8	2	1	9														
5 <b>SCHROETTER</b> Marcel (GER)	9	9	1	4	5														
6 <b>MONTELLA</b> Yari (ITA)	7	11	2	7															
7 <b>SPINELLI</b> Nicholas (ITA)	7	11	0	5	2														
8 <b>TUULI</b> Niki (FIN)	6	12	1		6														
9 <b>VAN STRAALLEN</b> Glenn (NED)	6	12	0	3	3														
10 <b>DE ROSA</b> Raffaele (ITA)	4	14	2		4														
11 <b>HUERTAS</b> Adrian (ESP)	2	16	2	2															
12 <b>NAVARRO</b> Jorge (ESP)	1	17	1		1														

04/03/2023 Odd points columns: Tissot Superpole Even points columns: Tissot Superpole Race

These data/results cannot be reproduced, stored and/or transmitted in whole or in part by any manner of electronic, mechanical, photocopying, recording, broadcasting or otherwise now known or herein after developed without the previous express consent by the copyright owner, except for reproduction in daily press and regular printed publications on sale to the public within 60 days of the event related to those data/results and always provided that copyright symbol appears together as follows below.

© DORNA WSBK ORGANIZATION Srl 2023