

Pirelli Dutch Round, 21-23 April 2023

Results Race 1

Laps 21 = 95,382 Km - Time of Race 33'17.872 - Avg. 171,870 km/h

1 / 2

Pos	Grid	No. Rider	Nat	Team	Bike	Class	LL	Gap	Rel.	Fastest Lap	Speed	Qualifying	Speed
1	4	1 A. BAUTISTA	ESP	Aruba.it Racing - Ducati	Ducati Panigale V4R		21			1'34.368	294,3	1'33.542	291,9
2	1	65 J. REA	GBR	Kawasaki Racing Team WorldSBK	Kawasaki ZX-10RR		21	3.148	3.148	1'34.511	288,0	1'33.569	287,2
3	2	54 T. RAZGATLIOGLU	TUR	Pata Yamaha Prometeon WorldSBK	Yamaha YZF R1		21	3.891	0.743	1'34.516	288,0	1'33.661	284,2
4	6	55 A. LOCATELLI	ITA	Pata Yamaha Prometeon WorldSBK	Yamaha YZF R1		21	10.105	6.214	1'34.896	288,8	1'33.799	288,0
5	11	47 A. BASSANI	ITA	Motocorsa Racing	Ducati Panigale V4R	IND	21	10.498	0.393	1'34.887	292,7	1'33.985	291,9
6	7	77 D. AEGERTER	SUI	GYTR GRT Yamaha WorldSBK Team	Yamaha YZF R1	IND	21	13.952	3.454	1'35.042	288,8	1'33.956	283,5
7	3	22 A. LOWES	GBR	Kawasaki Racing Team WorldSBK	Kawasaki ZX-10RR		21	14.098	0.146	1'34.811	291,9	1'33.741	291,9
8	10	87 R. GARDNER	AUS	GYTR GRT Yamaha WorldSBK Team	Yamaha YZF R1	IND	21	16.942	2.844	1'35.123	289,5	1'34.203	288,0
9	8	9 D. PETRUCCI	ITA	Barni Spark Racing Team	Ducati Panigale V4R	IND	21	17.807	0.865	1'35.144	291,9	1'34.139	288,8
10	5	45 S. REDDING	GBR	ROKIT BMW Motorrad WorldSBK Team	BMW M1000 RR		21	18.066	0.259	1'34.931	291,1	1'33.754	288,8
11	12	97 X. VIERGE	ESP	Team HRC	Honda CBR1000 RR-R		21	22.002	3.936	1'35.324	297,5	1'34.260	293,5
12	17	31 G. GERLOFF	USA	Bonovo Action BMW	BMW M1000 RR	IND	21	23.632	1.630	1'35.134	294,3	1'34.690	294,3
13	15	60 M. VAN DER MARK	NED	ROKIT BMW Motorrad WorldSBK Team	BMW M1000 RR		21	23.819	0.187	1'35.411	290,3	1'34.402	285,7
14	14	5 P. OETTL	GER	Team GoEleven	Ducati Panigale V4R	IND	21	25.088	1.269	1'35.428	294,3	1'34.391	288,8
15	16	21 M. RINALDI	ITA	Aruba.it Racing - Ducati	Ducati Panigale V4R		21	26.803	1.715	1'35.455	296,7	1'34.488	290,3
16	19	34 L. BALDASSARRI	ITA	GMT94 Yamaha	Yamaha YZF R1	IND	21	34.593	7.790	1'36.099	285,7	1'34.919	281,3
17	13	76 L. BAZ	FRA	Bonovo Action BMW	BMW M1000 RR	IND	21	34.719	0.126	1'36.063	291,1	1'34.310	288,0
18	18	28 B. RAY	GBR	Yamaha Motox Racing WorldSBK Team	Yamaha YZF R1	IND	21	47.346	12.627	1'35.970	288,0	1'34.795	285,0
19	24	35 H. SYHRIN	MAS	PETRONAS MIE Racing HONDA Team	Honda CBR1000 RR-R	IND	21	50.486	3.140	1'36.708	291,1	1'36.078	286,5
20	25	52 D. KONIG	CZE	Orelac Racing MOVISIO	Kawasaki ZX-10RR	IND	21	52.310	1.824	1'36.669	286,5	1'36.480	281,3
21	21	51 E. GRANADO	BRA	PETRONAS MIE Racing HONDA Team	Honda CBR1000 RR-R	IND	21	1'00.902	8.592	1'37.264	288,0	1'35.598	286,5
22	23	16 G. RUIJU	ITA	Bmax Racing	BMW M1000 RR	IND	21	1'01.202	0.300	1'37.264	285,0	1'36.043	280,5
23	22	32 I. VINALES	ESP	TPR by Vinales Racing	Kawasaki ZX-10RR	IND	21	1'14.042	12.840	1'37.329	282,7	1'35.977	276,2
-----Not Classified-----													
RET	20	66 T. SYKES	GBR	Kawasaki Puccetti Racing	Kawasaki ZX-10RR	IND	11	10 Laps		1'36.304	282,0	1'35.152	282,0
RET	9	7 I. LECUONA	ESP	Team HRC	Honda CBR1000 RR-R		5	16 Laps		1'35.122	296,7	1'34.199	293,5

AIR	Humidity:	59%	Temp:	19°C
TRACK	Condition:	Dry	Temp:	28°C

Records	Pole [SP]	2022	T.Razgatlioglu	1'32.934	175,944 Km/h
	Race [SPRC]	2022	A.Bautista	1'33.620	174,655 Km/h
	All Times [SP]	2022	T.Razgatlioglu	1'32.934	175,944 Km/h
Race Fastest Lap		Lap 2	A.Bautista	1'34.368	173,271 Km/h

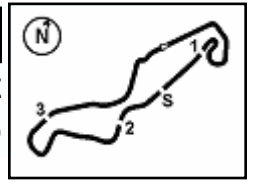
LAP LEADERS				
No. Rider	From	To	Laps	Total
65 J. REA	1	8	8	8
1 A. BAUTISTA	9	21	13	13

TOTAL LEADER LAPS	
No. Rider	Laps
1 A. BAUTISTA	77
65 J. REA	17
21 M. RINALDI	12
54 T. RAZGATLIOGLU	12

22/04/2023 14:00 14:37 The results are provisional until the end of the time limit for protests and appeals and the completion of the technical checks.

These data/results cannot be reproduced, stored and/or transmitted in whole or in part by any manner of electronic, mechanical, photocopying, recording, broadcasting or otherwise now known or herein after developed without the previous express consent by the copyright owner, except for reproduction in daily press and regular printed publications on sale to the public within 60 days of the event related to those data/results and always provided that copyright symbol appears together as follows below.

© DORNA WSBK ORGANIZATION Srl 2023



Pirelli Dutch Round, 21-23 April 2023
Results Race 1

Race Highlights

Time	No. Rider	Description
13.40.02		Sighting Lap Started
13.57.56		Warm-up Lap Started
14.00.32		Start
14.02.28		No Jump Starts
14.04.58	66 T. SYKES	Technical Problem - Turn 8
14.08.53	7 I. LECUONA	Crashed - Turn 1
14.09.31	7 I. LECUONA	Not Actively Competing
14.19.17	66 T. SYKES	Entered Pits
14.21.37	66 T. SYKES	Retired
14.23.51		2/3 of Race Distance Completed
14.26.54	55 A. LOCATELLI	Track Limits Warning
14.34.20		Podium Confirmed
14.37.13		End Of Session

22/04/2023 Start End The results are provisional until the end of the time limit for protests and appeals and the completion of the technical checks.

These data/results cannot be reproduced, stored and/or transmitted in whole or in part by any manner of electronic, mechanical, photocopying, recording, broadcasting or otherwise now known or herein after developed without the previous express consent by the copyright owner, except for reproduction in daily press and regular printed publications on sale to the public within 60 days of the event related to those data/results and always provided that copyright symbol appears together as follows below.

© DORNA WSBK ORGANIZATION Srl 2023

Pirelli Dutch Round, 21–23 April 2023 Championship Standings

1 / 2

	Points	Points From First	Points From Previous	February 26 PHILLIP ISLAND	March 5 MANDALIKA	April 23 ASSEN	May 7 BARCELONA	June 4 MISANO	July 2 DONINGTON PARK	July 26 MOST	September 10 MAGNY-COURS	September 24 ARAGON	October 1 PORTIMAO	October 15 VILLICUM	December 26 TBA					
1 BAUTISTA Alvaro (ESP)	137			25 25 12	25 25	25														
2 RAZGATLIOGLU Toprak (TUR)	91	46		16 7	20 20 12	16														
3 LOCATELLI Andrea (ITA)	83	54	8	13 16 5	16 11 9	13														
4 REA Jonathan (GBR)	64	73	19	20 8 3	7 6	20														
5 BASSANI Axel (ITA)	62	75	2	11 13 1	13 8 5	11														
6 RINALDI Michael Ruben (ITA)	48	89	14	2 20 9	13 3	1														
7 VIERGE Xavi (ESP)	48	89	0	9 5 4	9 16 4	5														
8 PETRUCCI Danilo (ITA)	43	94	5	8 7	11 10	7														
9 AEGERTER Dominique (SUI)	34	103	9	3 9	8 4	10														
10 LECUONA Iker (ESP)	33	104	1	10 10 2	4 7															
11 LOWES Alex (GBR)	31	106	2	6 7	6 3 7	9														
12 GARDNER Remy (AUS)	27	110	4	4 6	9	8														
13 OETTL Philipp (GER)	25	112	2	5 11 4	3	2														
14 REDDING Scott (GBR)	23	114	2	7 3	6 1	6														
15 VAN DER MARK Michael (NED)	19	118	4	4	10 2	3														
16 GERLOFF Garrett (USA)	19	118	0	6 2	2 5	4														
17 BAZ Loris (FRA)	6	131	13	1	5															
18 BALDASSARRI Lorenzo (ITA)	3	134	3		1 2															
19 SYAHRIN Hafizh (MAS)	2	135	1	1	1															

22/04/2023

These data/results cannot be reproduced, stored and/or transmitted in whole or in part by any manner of electronic, mechanical, photocopying, recording, broadcasting or otherwise now known or herein after developed without the previous express consent by the copyright owner, except for reproduction in daily press and regular printed publications on sale to the public within 60 days of the event related to those data/results and always provided that copyright symbol appears together as follows below.

© DORNA WSBK ORGANIZATION Srl 2023

FICR PERUGIA TIMING



Pirelli Dutch Round, 21–23 April 2023 Championship Standings

2 / 2

Points	Points From First	Points From Previous	Independent Riders																
			February 26 PHILIP ISLAND	March 5 MANDALIKA	April 23 ASSEN	May 7 BARCELONA	June 4 MISANO	July 2 DONINGTON PARK	July 26 MOST	September 10 MAGNY-COURS	September 24 ARAGON	October 1 PORTIMAO	October 15 VILLICUM	December 26 TBA					
1	BASSANI Axel (ITA)	62	11	13	13	8	11												
			1		5														
2	PETRUCCI Danilo (ITA)	43 19	8	7	11	10	7												
3	AEGERTER Dominique (SUI)	34 28 9	3	9	8	4	10												
4	GARDNER Remy (AUS)	27 35 7	4	6		9	8												
5	OETTL Philipp (GER)	25 37 2	5	11	3		2												
			4																
6	GERLOFF Garrett (USA)	19 43 6	6	2	2	5	4												
7	BAZ Loris (FRA)	6 56 13		1	5														
8	BALDASSARRI Lorenzo (ITA)	3 59 3			1	2													
9	SYHRIN Hafizh (MAS)	2 60 1	1			1													

22/04/2023

These data/results cannot be reproduced, stored and/or transmitted in whole or in part by any manner of electronic, mechanical, photocopying, recording, broadcasting or otherwise now known or herein after developed without the previous express consent by the copyright owner, except for reproduction in daily press and regular printed publications on sale to the public within 60 days of the event related to those data/results and always provided that copyright symbol appears together as follows below.

© DORNA WSBK ORGANIZATION Srl 2023

FICR PERUGIA TIMING



Pirelli Dutch Round, 21-23 April 2023

Lap Chart Race 1

1 / 4

	Lap																				
	1	2	3	4	5	6	7	8	9	10	11	12	13	14	15	16	17	18	19	20	21
1	65	65	65	65	65	65	65	65	1	1	1	1	1	1	1	1	1	1	1	1	1
2	54	54	54	54	1	1	1	1	65	65	65	65	65	65	65	65	65	65	65	65	65
3	22	1	1	1	54	54	54	54	54	54	54	54	54	54	54	54	54	54	54	54	54
4	1	22	22	22	22	22	22	22	45	45	47	47	47	47	47	47	47	47	47	47	47
5	45	45	45	45	45	45	45	45	47	47	45	45	45	45	45	55	55	55	55	55	47
6	55	55	55	55	47	47	47	47	22	22	22	22	22	22	55	45	22	22	22	22	77
7	47	47	47	47	55	55	55	55	55	55	55	55	55	55	22	22	45	45	77	77	22
8	77	21	21	7	7	87	87	87	77	77	77	77	77	77	77	77	77	77	45	87	87
9	21	97	97	21	87	9	77	77	87	87	87	87	87	87	87	87	87	87	87	45	9
10	97	87	87	87	21	77	9	9	9	9	9	9	9	9	9	9	9	9	9	9	45
11	87	7	7	9	9	21	97	97	97	97	97	97	97	97	97	97	97	97	97	97	97
12	9	9	9	77	77	97	21	60	60	60	60	60	60	60	60	21	60	60	60	60	31
13	76	77	77	97	97	60	60	21	21	21	21	21	21	21	21	21	21	31	31	31	60
14	7	60	60	60	60	28	31	31	31	31	31	31	31	31	31	31	31	21	5	5	5
15	60	76	28	28	28	76	28	5	5	5	5	5	5	5	5	5	5	5	21	21	21
16	28	28	76	76	76	31	76	28	76	76	76	76	76	76	76	76	76	76	76	76	34
17	34	34	31	31	31	5	5	76	28	34	34	34	34	34	34	34	34	34	34	34	76
18	31	31	34	5	5	34	34	34	34	28	28	28	28	28	28	28	28	28	28	28	28
19	5	5	5	34	34	35	35	35	35	52	52	52	35	35	35	35	35	35	35	35	35
20	66	35	35	35	35	52	52	52	52	35	35	35	52	52	52	52	52	52	52	52	52
21	35	66	52	52	52	51	51	16	51	51	51	51	51	51	51	51	51	51	51	51	51
22	52	51	32	16	16	16	16	51	16	32	16	16	16	16	16	16	16	16	16	16	16
23	51	52	51	32	51	32	32	32	32	16	32	32	32	32	32	32	32	32	32	32	32
24	16	16	16	51	32	66	66	66	66	66	66										
25	32	32	66	66	66																

Final Result		
1	1 A. BAUTISTA	Laps 21
2	65 J. REA	3.148
3	54 T. RAZGATLIOGLU	3.891
4	55 A. LOCATELLI	10.105
5	47 A. BASSANI	10.498
6	77 D. AEGERTER	13.952
7	22 A. LOWES	14.098
8	87 R. GARDNER	16.942
9	9 D. PETRUCCI	17.807
10	45 S. REDDING	18.066
11	97 X. VIERGE	22.002
12	31 G. GERLOFF	23.632
13	60 M. VAN DER MARK	23.819
14	5 P. OETTL	25.088
15	21 M. RINALDI	26.803
16	34 L. BALDASSARRI	34.593
17	76 L. BAZ	34.719
18	28 B. RAY	47.346
19	35 H. SYHRIN	50.486
20	52 D. KONIG	52.310
21	51 E. GRANADO	1'00.902
22	16 G. RUIU	1'01.202
23	32 I. VINALES	1'14.042
RET	66 T. SYKES	10 Laps
RET	7 I. LECUONA	16 Laps

22/04/2023

These data/results cannot be reproduced, stored and/or transmitted in whole or in part by any manner of electronic, mechanical, photocopying, recording, broadcasting or otherwise now known or herein after developed without the previous express consent by the copyright owner, except for reproduction in daily press and regular printed publications on sale to the public within 60 days of the event related to those data/results and always provided that copyright symbol appears together as follows below.

© DORNA WSBK ORGANIZATION Srl 2023

FICR PERUGIA TIMING



Pirelli Dutch Round, 21-23 April 2023
Lap Chart Race 1

2 / 4

Lap 1		
1	65 J.Rea	1'38.774
2	54 T.Razgatioglu	0.181
3	22 A.Lowes	0.595
4	1 A.Bautista	0.690
5	45 S.Redding	0.926
6	55 A.Locatelli	1.221
7	47 A.Bassani	2.162
8	77 D.Aegerter	2.436
9	21 M.Rinaldi	2.552
10	97 X.Vierge	2.816
11	87 R.Gardner	2.968
12	9 D.Petrucci	3.183
13	76 L.Baz	3.453
14	7 I.Lecuona	3.637
15	60 M.van der Mark	3.691
16	28 B.Ray	4.082
17	34 L.Baldassarri	4.182
18	31 G.Gerloff	4.507
19	5 P.Oettl	4.817
20	66 T.Sykes	5.650
21	35 H.Syahrin	5.800
22	52 O.Konig	5.970
23	51 E.Granado	6.121
24	16 G.Ruij	6.505
25	32 I.Vinales	6.835

19	5 P.Oettl	7.561
20	35 H.Syahrin	12.989
21	52 O.Konig	13.198
22	32 I.Vinales	13.593
23	51 E.Granado	13.684
24	16 G.Ruij	13.736
25	66 T.Sykes	34.553

Lap 4		
1	65 J.Rea	6'23.296
2	54 T.Razgatioglu	0.398
3	1 A.Bautista	0.646
4	22 A.Lowes	2.165
5	45 S.Redding	2.334
6	55 A.Locatelli	2.490
7	47 A.Bassani	2.881
8	7 I.Lecuona	5.654
9	21 M.Rinaldi	5.662
10	87 R.Gardner	5.790
11	9 D.Petrucci	6.252
12	77 D.Aegerter	6.462
13	97 X.Vierge	6.693
14	60 M.van der Mark	6.917
15	28 B.Ray	7.925
16	76 L.Baz	8.141
17	31 G.Gerloff	8.345
18	5 P.Oettl	8.436
19	34 L.Baldassarri	8.943
20	35 H.Syahrin	15.036
21	52 O.Konig	15.586
22	16 G.Ruij	16.426
23	51 E.Granado	16.715
24	51 E.Granado	16.909
25	66 T.Sykes	36.516

Lap 2		
1	65 J.Rea	3'13.460
2	54 T.Razgatioglu	0.097
3	1 A.Bautista	0.372
4	22 A.Lowes	0.917
5	45 S.Redding	1.171
6	55 A.Locatelli	1.445
7	47 A.Bassani	2.523
8	21 M.Rinaldi	3.321
9	97 X.Vierge	3.657
10	87 R.Gardner	4.006
11	7 I.Lecuona	4.384
12	9 D.Petrucci	4.726
13	77 D.Aegerter	5.042
14	60 M.van der Mark	5.422
15	76 L.Baz	5.508
16	28 B.Ray	5.543
17	34 L.Baldassarri	5.781
18	31 G.Gerloff	5.872
19	5 P.Oettl	6.052
20	35 H.Syahrin	9.928
21	66 T.Sykes	10.016
22	51 E.Granado	10.156
23	52 O.Konig	10.331
24	16 G.Ruij	10.461
25	32 I.Vinales	10.577

Lap 5		
1	65 J.Rea	7'57.889
2	1 A.Bautista	0.549
3	54 T.Razgatioglu	0.672
4	22 A.Lowes	2.626
5	45 S.Redding	2.897
6	47 A.Bassani	3.175
7	55 A.Locatelli	3.703
8	7 I.Lecuona	6.900
9	87 R.Gardner	7.229
10	21 M.Rinaldi	7.430
11	9 D.Petrucci	7.573
12	77 D.Aegerter	7.662
13	97 X.Vierge	8.144
14	60 M.van der Mark	8.206
15	28 B.Ray	9.302
16	76 L.Baz	9.681
17	31 G.Gerloff	9.886
18	5 P.Oettl	10.015
19	34 L.Baldassarri	10.449
20	35 H.Syahrin	17.659
21	52 O.Konig	17.963
22	16 G.Ruij	19.455
23	51 E.Granado	19.580
24	32 I.Vinales	20.014
25	66 T.Sykes	47.828

Lap 3		
1	65 J.Rea	4'48.322
2	54 T.Razgatioglu	0.195
3	1 A.Bautista	0.420
4	22 A.Lowes	1.943
5	45 S.Redding	2.047
6	55 A.Locatelli	2.194
7	47 A.Bassani	2.696
8	21 M.Rinaldi	4.021
9	97 X.Vierge	4.166
10	87 R.Gardner	4.551
11	7 I.Lecuona	4.644
12	9 D.Petrucci	5.611
13	77 D.Aegerter	5.809
14	60 M.van der Mark	6.205
15	28 B.Ray	6.840
16	76 L.Baz	7.052
17	31 G.Gerloff	7.233
18	34 L.Baldassarri	7.486

Lap 6		
1	65 J.Rea	9'32.603
2	1 A.Bautista	0.238
3	54 T.Razgatioglu	0.778
4	22 A.Lowes	2.723
5	45 S.Redding	3.189
6	47 A.Bassani	3.442
7	55 A.Locatelli	3.885
8	87 R.Gardner	8.194
9	9 D.Petrucci	8.578
10	77 D.Aegerter	8.802

11	21 M.Rinaldi	9.322
12	97 X.Vierge	9.470
13	60 M.van der Mark	9.678
14	28 B.Ray	11.114
15	76 L.Baz	11.388
16	31 G.Gerloff	11.521
17	5 P.Oettl	11.640
18	34 L.Baldassarri	12.268
19	35 H.Syahrin	20.227
20	52 O.Konig	20.385
21	51 E.Granado	22.440
22	16 G.Ruij	22.747
23	32 I.Vinales	23.100
24	66 T.Sykes	52.614

Lap 7		
1	65 J.Rea	11'07.561
2	1 A.Bautista	0.138
3	54 T.Razgatioglu	0.336
4	22 A.Lowes	2.858
5	45 S.Redding	3.234
6	47 A.Bassani	3.517
7	55 A.Locatelli	3.992
8	87 R.Gardner	8.712
9	77 D.Aegerter	9.049
10	9 D.Petrucci	9.395
11	97 X.Vierge	10.561
12	21 M.Rinaldi	10.759
13	60 M.van der Mark	10.815
14	31 G.Gerloff	13.313
15	28 B.Ray	13.463
16	76 L.Baz	13.519
17	5 P.Oettl	13.551
18	34 L.Baldassarri	13.614
19	35 H.Syahrin	22.284
20	52 O.Konig	22.666
21	51 E.Granado	24.773
22	16 G.Ruij	25.158
23	32 I.Vinales	25.784
24	66 T.Sykes	54.198

Lap 8		
1	65 J.Rea	12'42.410
2	1 A.Bautista	0.223
3	54 T.Razgatioglu	0.476
4	22 A.Lowes	3.444
5	45 S.Redding	3.466
6	47 A.Bassani	3.872
7	55 A.Locatelli	4.516
8	87 R.Gardner	9.164
9	77 D.Aegerter	9.354
10	9 D.Petrucci	10.006
11	97 X.Vierge	11.108
12	60 M.van der Mark	11.377
13	21 M.Rinaldi	12.329
14	31 G.Gerloff	14.009
15	5 P.Oettl	14.402
16	28 B.Ray	15.012
17	76 L.Baz	15.159
18	34 L.Baldassarri	15.623
19	35 H.Syahrin	24.290
20	52 O.Konig	24.626
21	16 G.Ruij	28.286
22	51 E.Granado	28.390
23	32 I.Vinales	28.742
24	66 T.Sykes	1'06.120

Lap 9		
1	1 A.Bautista	14'17.463
2	65 J.Rea	0.208
3	54 T.Razgatioglu	0.509
4	45 S.Redding	3.626
5	47 A.Bassani	3.973

Lap 10		
1	1 A.Bautista	15'51.987
2	65 J.Rea	0.300
3	54 T.Razgatioglu	0.845
4	45 S.Redding	4.235
5	47 A.Bassani	4.606
6	22 A.Lowes	5.013
7	55 A.Locatelli	5.351
8	77 D.Aegerter	10.510
9	87 R.Gardner	10.978
10	9 D.Petrucci	11.195
11	97 X.Vierge	12.211
12	60 M.van der Mark	13.534
13	21 M.Rinaldi	14.579
14	31 G.Gerloff	15.467
15	5 P.Oettl	15.864
16	76 L.Baz	18.305
17	34 L.Baldassarri	18.573
18	28 B.Ray	19.199
19	52 O.Konig	29.197
20	35 H.Syahrin	29.293
21	51 E.Granado	33.941
22	32 I.Vinales	34.569
23	16 G.Ruij	34.635
24	66 T.Sykes	1'10.501

Lap 11		
1	1 A.Bautista	17'26.727
2	65 J.Rea	0.224
3	54 T.Razgatioglu	0.955
4	47 A.Bassani	5.292
5	45 S.Redding	5.462
6	22 A.Lowes	5.756
7	55 A.Locatelli	5.898
8	77 D.Aegerter	11.046
9	87 R.Gardner	11.536
10	9 D.Petrucci	11.942
11	97 X.Vierge	13.042
12	60 M.van der Mark	14.457
13	21 M.Rinaldi	15.462
14	31 G.Gerloff	16.374
15	5 P.Oettl	16.575
16	76 L.Baz	19.954
17	34 L.Baldassarri	20.031
18	28 B.Ray	21.310
19	52 O.Konig	31.776
20	35 H.Syahrin	31.998
21	51 E.Granado	36.736
22	16 G.Ruij	37.721
23	32 I.Vinales	37.951
24	66 T.Sykes	

Lap 12		
24	66 T.Sykes	

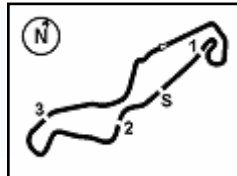
22/04/2023

These data/results cannot be reproduced, stored and/or transmitted in whole or in part by any manner of electronic, mechanical, photocopying, recording, broadcasting or otherwise now known or herein after developed without the previous express consent by the copyright owner, except for reproduction in daily press and regular printed publications on sale to the public within 60 days of the event related to those data/results and always provided that copyright symbol appears together as follows below.

© DORNA WSBK ORGANIZATION Srl 2023

FICR PERUGIA TIMING





TT Circuit Assen 4.542 m

Pirelli Dutch Round, 21-23 April 2023

Lap Chart Race 1

3 / 4

1	1 A.Bautista	19'01.273
2	65 J.Rea	0.189
3	54 T.Razgatioglu	1.447
4	47 A.Bassani	6.350
5	45 S.Redding	6.570
6	22 A.Lowes	6.845
7	55 A.Locatelli	6.912
8	77 D.Aegerter	11.697
9	87 R.Gardner	12.113
10	9 D.Petrucci	12.654
11	97 X.Vierge	13.867
12	60 M.van der Mark	15.564
13	21 M.Rinaldi	16.589
14	31 G.Gerloff	17.222
15	5 P.Oettl	17.629
16	76 L.Baz	21.835
17	34 L.Baldassarri	21.960
18	28 B.Ray	23.354
19	52 O.Konig	34.789
20	35 H.Syahrin	34.888
21	51 E.Granado	39.536
22	16 G.Ruiu	40.439
23	32 I.Vinales	40.758

Lap 13		
1	1 A.Bautista	20'35.896
2	65 J.Rea	0.459
3	54 T.Razgatioglu	2.024
4	47 A.Bassani	7.188
5	45 S.Redding	7.369
6	22 A.Lowes	7.702
7	55 A.Locatelli	7.802
8	77 D.Aegerter	12.254
9	87 R.Gardner	12.910
10	9 D.Petrucci	13.468
11	97 X.Vierge	14.953
12	60 M.van der Mark	16.848
13	21 M.Rinaldi	17.531
14	31 G.Gerloff	17.733
15	5 P.Oettl	18.476
16	76 L.Baz	23.508
17	34 L.Baldassarri	23.627
18	28 B.Ray	25.266
19	35 H.Syahrin	37.206
20	52 O.Konig	37.454
21	51 E.Granado	42.283
22	16 G.Ruiu	43.216
23	32 I.Vinales	43.464

Lap 14		
1	1 A.Bautista	22'10.721
2	65 J.Rea	0.342
3	54 T.Razgatioglu	2.312
4	47 A.Bassani	7.775
5	45 S.Redding	7.953
6	22 A.Lowes	8.234
7	55 A.Locatelli	8.455
8	77 D.Aegerter	12.471
9	87 R.Gardner	13.230
10	9 D.Petrucci	13.787
11	97 X.Vierge	15.774
12	60 M.van der Mark	18.086
13	21 M.Rinaldi	18.321
14	31 G.Gerloff	18.617
15	5 P.Oettl	19.147
16	76 L.Baz	25.036
17	34 L.Baldassarri	25.175
18	28 B.Ray	27.200
19	35 H.Syahrin	39.264
20	52 O.Konig	39.526
21	51 E.Granado	44.882
22	16 G.Ruiu	45.785
23	32 I.Vinales	46.630

Lap 15		
1	1 A.Bautista	23'45.462
2	65 J.Rea	0.671
3	54 T.Razgatioglu	3.108
4	47 A.Bassani	8.527
5	45 S.Redding	8.913
6	55 A.Locatelli	9.051
7	22 A.Lowes	9.434
8	77 D.Aegerter	13.412
9	87 R.Gardner	13.744
10	9 D.Petrucci	14.775
11	97 X.Vierge	16.797
12	21 M.Rinaldi	19.470
13	60 M.van der Mark	19.587
14	31 G.Gerloff	19.892
15	5 P.Oettl	20.146
16	76 L.Baz	26.726
17	34 L.Baldassarri	26.811
18	28 B.Ray	29.800
19	35 H.Syahrin	41.514
20	52 O.Konig	41.727
21	51 E.Granado	48.052
22	16 G.Ruiu	48.541
23	32 I.Vinales	50.369

Lap 16		
1	1 A.Bautista	25'20.061
2	65 J.Rea	1.420
3	54 T.Razgatioglu	4.022
4	47 A.Bassani	9.517
5	55 A.Locatelli	10.135
6	45 S.Redding	10.450
7	22 A.Lowes	10.668
8	77 D.Aegerter	14.191
9	87 R.Gardner	14.702
10	9 D.Petrucci	15.644
11	97 X.Vierge	17.965
12	60 M.van der Mark	20.955
13	21 M.Rinaldi	21.146
14	31 G.Gerloff	21.298
15	5 P.Oettl	21.399
16	76 L.Baz	28.787
17	34 L.Baldassarri	28.860
18	28 B.Ray	32.930
19	35 H.Syahrin	43.623
20	52 O.Konig	43.967
21	51 E.Granado	51.071
22	16 G.Ruiu	51.385
23	32 I.Vinales	54.551

Lap 17		
1	1 A.Bautista	26'54.906
2	65 J.Rea	2.333
3	54 T.Razgatioglu	4.678
4	47 A.Bassani	9.989
5	55 A.Locatelli	10.632
6	22 A.Lowes	12.024
7	45 S.Redding	12.160
8	77 D.Aegerter	14.607
9	87 R.Gardner	15.526
10	9 D.Petrucci	16.399
11	97 X.Vierge	19.028
12	60 M.van der Mark	21.834
13	21 M.Rinaldi	22.361
14	31 G.Gerloff	22.575
15	5 P.Oettl	22.768
16	76 L.Baz	30.726
17	34 L.Baldassarri	30.804
18	28 B.Ray	35.937
19	35 H.Syahrin	45.590
20	52 O.Konig	46.089
21	51 E.Granado	53.826
22	16 G.Ruiu	54.116

Lap 18		
1	1 A.Bautista	28'29.950
2	65 J.Rea	2.914
3	54 T.Razgatioglu	5.021
4	47 A.Bassani	10.555
5	55 A.Locatelli	11.013
6	22 A.Lowes	12.886
7	45 S.Redding	13.941
8	77 D.Aegerter	15.014
9	87 R.Gardner	16.200
10	9 D.Petrucci	17.230
11	97 X.Vierge	20.175
12	60 M.van der Mark	22.756
13	31 G.Gerloff	23.826
14	21 M.Rinaldi	23.892
15	5 P.Oettl	23.958
16	76 L.Baz	32.532
17	34 L.Baldassarri	32.688
18	28 B.Ray	39.116
19	35 H.Syahrin	47.424
20	52 O.Konig	48.113
21	51 E.Granado	56.321
22	16 G.Ruiu	56.610
23	32 I.Vinales	1'02.933

Lap 19		
1	1 A.Bautista	30'05.426
2	65 J.Rea	3.375
3	54 T.Razgatioglu	5.002
4	47 A.Bassani	10.887
5	55 A.Locatelli	11.038
6	22 A.Lowes	13.445
7	77 D.Aegerter	15.177
8	45 S.Redding	15.518
9	87 R.Gardner	16.671
10	9 D.Petrucci	17.713
11	97 X.Vierge	21.024
12	60 M.van der Mark	23.434
13	31 G.Gerloff	24.090
14	5 P.Oettl	24.570
15	21 M.Rinaldi	25.584
16	76 L.Baz	33.684
17	34 L.Baldassarri	33.771
18	28 B.Ray	42.078
19	35 H.Syahrin	48.889
20	52 O.Konig	49.649
21	51 E.Granado	58.258
22	16 G.Ruiu	58.703
23	32 I.Vinales	1'07.220

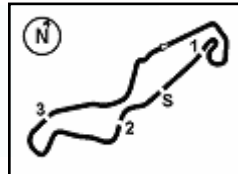
Lap 20		
1	1 A.Bautista	31'41.157
2	65 J.Rea	3.449
3	54 T.Razgatioglu	4.936
4	47 A.Bassani	11.077
5	55 A.Locatelli	11.171
6	22 A.Lowes	13.948
7	77 D.Aegerter	14.696
8	87 R.Gardner	16.875
9	45 S.Redding	17.284
10	9 D.Petrucci	18.370
11	97 X.Vierge	22.136
12	60 M.van der Mark	23.965
13	31 G.Gerloff	24.169
14	5 P.Oettl	25.052
15	21 M.Rinaldi	26.355
16	76 L.Baz	34.564
17	34 L.Baldassarri	34.646
18	28 B.Ray	44.456
19	35 H.Syahrin	50.133
20	52 O.Konig	51.370

Lap 21		
1	1 A.Bautista	33'17.872
2	65 J.Rea	3.148
3	54 T.Razgatioglu	3.891
4	55 A.Locatelli	10.105
5	47 A.Bassani	10.498
6	77 D.Aegerter	13.952
7	22 A.Lowes	14.098
8	87 R.Gardner	16.942
9	9 D.Petrucci	17.807
10	45 S.Redding	18.066
11	97 X.Vierge	22.002
12	31 G.Gerloff	23.632
13	60 M.van der Mark	23.819
14	5 P.Oettl	25.088
15	21 M.Rinaldi	26.803
16	34 L.Baldassarri	34.593
17	76 L.Baz	34.719
18	28 B.Ray	47.346
19	35 H.Syahrin	50.486
20	52 O.Konig	52.310
21	51 E.Granado	1'00.902
22	16 G.Ruiu	1'01.202
23	32 I.Vinales	1'14.042

22/04/2023

These data/results cannot be reproduced, stored and/or transmitted in whole or in part by any manner of electronic, mechanical, photocopying, recording, broadcasting or otherwise now known or herein after developed without the previous express consent by the copyright owner, except for reproduction in daily press and regular printed publications on sale to the public within 60 days of the event related to those data/results and always provided that copyright symbol appears together as follows below.

© DORNA WSBK ORGANIZATION Srl 2023



TT Circuit Assen 4.542 m

4 / 4

Pirelli Dutch Round, 21-23 April 2023

Lap Chart Race 1

Race Pace Comparison

	1 Bau	65 Rea	54 Raz	55 Loc	47 Bas	77 Aeg	22 Low	87 Gar	9 Pet	45 Red	97 Vie	31 Ger	60 vdM	5 Oet
1	1'39.464	1'38.774	1'38.955	1'39.995	1'40.936	1'41.210	1'39.369	1'41.742	1'41.957	1'39.700	1'41.590	1'43.281	1'42.465	1'43.591
2	1'34.368	1'34.686	1'34.602	1'34.910	1'35.047	1'37.292	1'35.008	1'35.724	1'36.229	1'34.931	1'35.527	1'36.051	1'36.417	1'35.921
3	1'34.910	1'34.862	1'34.960	1'35.611	1'35.035	1'35.629	1'35.888	1'35.407	1'35.747	1'35.738	1'35.371	1'36.223	1'35.645	1'36.371
4	1'35.200	1'34.974	1'35.177	1'35.270	1'35.159	1'35.627	1'35.196	1'36.213	1'35.615	1'35.261	1'37.501	1'36.086	1'35.686	1'35.849
5	1'34.496	1'34.593	1'34.867	1'35.806	1'34.887	1'35.793	1'35.054	1'36.032	1'35.914	1'35.156	1'36.044	1'36.134	1'35.882	1'36.172
6	1'34.403	1'34.714	1'34.820	1'34.896	1'34.981	1'35.854	1'34.811	1'35.679	1'35.719	1'35.006	1'36.040	1'36.349	1'36.186	1'36.339
7	1'34.858	1'34.958	1'34.516	1'35.065	1'35.033	1'35.205	1'35.093	1'35.476	1'35.775	1'35.003	1'36.049	1'36.750	1'36.095	1'36.869
8	1'34.934	1'34.849	1'34.989	1'35.373	1'35.204	1'35.154	1'35.435	1'35.301	1'35.460	1'35.081	1'35.396	1'35.545	1'35.411	1'35.700
9	1'34.830	1'35.261	1'35.086	1'35.198	1'35.154	1'35.580	1'35.909	1'35.904	1'35.294	1'35.213	1'35.356	1'35.562	1'35.831	1'35.611
10	1'34.524	1'34.616	1'34.860	1'35.214	1'35.157	1'35.153	1'35.237	1'35.487	1'35.472	1'35.133	1'35.324	1'35.473	1'35.903	1'35.428
11	1'34.740	1'34.664	1'34.850	1'35.287	1'35.426	1'35.276	1'35.483	1'35.298	1'35.487	1'35.967	1'35.571	1'35.647	1'35.663	1'35.451
12	1'34.546	1'34.511	1'35.038	1'35.560	1'35.604	1'35.197	1'35.635	1'35.123	1'35.258	1'35.654	1'35.371	1'35.394	1'35.653	1'35.600
13	1'34.623	1'34.893	1'35.200	1'35.513	1'35.461	1'35.180	1'35.480	1'35.420	1'35.437	1'35.422	1'35.709	1'35.134	1'35.907	1'35.470
14	1'34.825	1'34.708	1'35.113	1'35.478	1'35.412	1'35.042	1'35.357	1'35.145	1'35.144	1'35.409	1'35.646	1'35.709	1'36.063	1'35.496
15	1'34.741	1'35.070	1'35.537	1'35.337	1'35.493	1'35.682	1'35.941	1'35.255	1'35.729	1'35.701	1'35.764	1'36.016	1'36.242	1'35.740
16	1'34.599	1'35.348	1'35.513	1'35.683	1'35.589	1'35.378	1'35.833	1'35.557	1'35.468	1'36.136	1'35.767	1'36.005	1'35.967	1'35.852
17	1'34.845	1'35.758	1'35.501	1'35.342	1'35.317	1'35.261	1'36.201	1'35.669	1'35.600	1'36.555	1'35.908	1'36.122	1'35.724	1'36.214
18	1'35.044	1'35.625	1'35.387	1'35.425	1'35.610	1'35.451	1'35.906	1'35.718	1'35.875	1'36.825	1'36.191	1'36.295	1'35.966	1'36.234
19	1'35.476	1'35.937	1'35.457	1'35.501	1'35.808	1'35.639	1'36.035	1'35.947	1'35.959	1'37.053	1'36.325	1'35.740	1'36.154	1'36.088
20	1'35.731	1'35.805	1'35.665	1'35.864	1'35.921	1'35.250	1'36.234	1'35.935	1'36.388	1'37.497	1'36.843	1'35.810	1'36.262	1'36.213
21	1'36.715	1'36.414	1'35.670	1'35.649	1'36.136	1'35.971	1'36.865	1'36.782	1'36.152	1'37.497	1'36.581	1'36.178	1'36.569	1'36.751

	21 Rin	34 Bal	76 Baz	28 Ray	35 Sya	52 Kon	51 Gra	16 Rui	32 Vin	66 Syk	7 Lec
1	1'41.326	1'42.956	1'42.227	1'42.856	1'44.574	1'44.744	1'44.895	1'45.279	1'45.609	1'44.424	1'42.411
2	1'35.455	1'36.285	1'36.741	1'36.147	1'38.814	1'39.047	1'38.721	1'38.642	1'38.428	1'39.052	1'35.433
3	1'35.562	1'36.567	1'36.406	1'36.159	1'37.923	1'37.729	1'38.390	1'38.137	1'37.878	1'59.399	1'35.122
4	1'36.615	1'36.431	1'36.063	1'36.059	1'37.021	1'37.362	1'38.199	1'37.664	1'38.096	1'36.937	1'35.984
5	1'36.361	1'36.099	1'36.133	1'35.970	1'37.216	1'36.970	1'37.264	1'37.622	1'37.892	1'45.905	1'35.839
6	1'36.606	1'36.533	1'36.421	1'36.526	1'37.282	1'37.136	1'37.574	1'38.006	1'37.800	1'39.500	
7	1'36.395	1'36.304	1'37.089	1'37.307	1'37.015	1'37.239	1'37.291	1'37.369	1'37.642	1'36.542	
8	1'36.419	1'36.858	1'36.489	1'36.398	1'36.855	1'36.809	1'38.466	1'37.977	1'37.807	1'46.771	
9	1'35.945	1'36.240	1'36.333	1'36.814	1'36.805	1'36.669	1'37.862	1'38.175	1'37.923	1'36.304	
10	1'35.882	1'36.287	1'36.390	1'36.950	1'37.775	1'37.479	1'37.266	1'37.751	1'37.481	1'37.654	
11	1'35.623	1'36.198	1'36.389	1'36.851	1'37.445	1'37.319	1'37.535	1'37.826	1'38.122	2'01.951	
12	1'35.673	1'36.475	1'36.427	1'36.590	1'37.436	1'37.559	1'37.346	1'37.264	1'37.353		
13	1'35.565	1'36.290	1'36.296	1'36.535	1'36.941	1'37.288	1'37.370	1'37.400	1'37.329		
14	1'35.615	1'36.373	1'36.353	1'36.759	1'36.883	1'36.897	1'37.424	1'37.394	1'37.991		
15	1'35.890	1'36.377	1'36.431	1'37.341	1'36.991	1'36.942	1'37.911	1'37.497	1'38.480		
16	1'36.275	1'36.648	1'36.660	1'37.729	1'36.708	1'36.839	1'37.618	1'37.443	1'38.781		
17	1'36.060	1'36.789	1'36.784	1'37.852	1'36.812	1'36.967	1'37.600	1'37.576	1'38.903		
18	1'36.575	1'36.928	1'36.850	1'38.223	1'36.878	1'37.068	1'37.539	1'37.538	1'39.368		
19	1'37.168	1'36.559	1'36.628	1'38.438	1'36.941	1'37.012	1'37.413	1'37.569	1'39.763		
20	1'36.502	1'36.606	1'36.611	1'38.109	1'36.975	1'37.452	1'37.378	1'37.399	1'39.572		
21	1'37.163	1'36.662	1'36.870	1'39.605	1'37.068	1'37.655	1'37.712	1'37.546	1'39.696		

22/04/2023

These data/results cannot be reproduced, stored and/or transmitted in whole or in part by any manner of electronic, mechanical, photocopying, recording, broadcasting or otherwise now known or herein after developed without the previous express consent by the copyright owner, except for reproduction in daily press and regular printed publications on sale to the public within 60 days of the event related to those data/results and always provided that copyright symbol appears together as follows below.

© DORNA WSBK ORGANIZATION Srl 2023

FICR PERUGIA TIMING



Pirelli Dutch Round, 21-23 April 2023

Best Sectors & Speed Race 1

RESULTS

Pos	Rank	Name	Team	Laps
1	1	A. BAUTISTA	Ducati Panigale V4R	21
2	65	J. REA	Kawasaki ZX-10RR	3.148
3	54	T. RAZGATLIOGLU	Yamaha YZF R1	3.891
4	55	A. LOCATELLI	Yamaha YZF R1	10.105
5	47	A. BASSANI	Ducati Panigale V4R	10.498
6	77	D. AEGERTER	Yamaha YZF R1	13.952
7	22	A. LOWES	Kawasaki ZX-10RR	14.098
8	87	R. GARDNER	Yamaha YZF R1	16.942
9	9	D. PETRUCCI	Ducati Panigale V4R	17.807
10	45	S. REDDING	BMW M1000 RR	18.066
11	97	X. VIERGE	Honda CBR1000 RR-R	22.002
12	31	G. GERLOFF	BMW M1000 RR	23.632
13	60	M. VAN DER MARK	BMW M1000 RR	23.819
14	5	P. OETTL	Ducati Panigale V4R	25.088
15	21	M. RINALDI	Ducati Panigale V4R	26.803
16	34	L. BALDASSARRI	Yamaha YZF R1	34.593
17	76	L. BAZ	BMW M1000 RR	34.719
18	28	B. RAY	Yamaha YZF R1	47.346
19	35	H. SYHRIN	Honda CBR1000 RR-R	50.486
20	52	D. KONIG	Kawasaki ZX-10RR	52.310
21	51	E. GRANADO	Honda CBR1000 RR-R	1'00.902
22	16	G. RUIU	BMW M1000 RR	1'01.202
23	32	I. VINALES	Kawasaki ZX-10RR	1'14.042
RET	66	T. SYKES	Kawasaki ZX-10RR	10 Laps
RET	7	I. LECUONA	Honda CBR1000 RR-R	16 Laps

SPEED

Pos	Rank	Name	Team	Speed
1	97	X. VIERGE	Honda CBR1000 RR-R	297,5
2	21	M. RINALDI	Ducati Panigale V4R	296,7
3	7	I. LECUONA	Honda CBR1000 RR-R	296,7
4	1	A. BAUTISTA	Ducati Panigale V4R	294,3
5	31	G. GERLOFF	BMW M1000 RR	294,3
6	5	P. OETTL	Ducati Panigale V4R	294,3
7	47	A. BASSANI	Ducati Panigale V4R	292,7
8	22	A. LOWES	Kawasaki ZX-10RR	291,9
9	9	D. PETRUCCI	Ducati Panigale V4R	291,9
10	45	S. REDDING	BMW M1000 RR	291,1
11	76	L. BAZ	BMW M1000 RR	291,1
12	35	H. SYHRIN	Honda CBR1000 RR-R	291,1
13	60	M. VAN DER MARK	BMW M1000 RR	290,3
14	87	R. GARDNER	Yamaha YZF R1	289,5
15	55	A. LOCATELLI	Yamaha YZF R1	288,8
16	77	D. AEGERTER	Yamaha YZF R1	288,8
17	28	B. RAY	Yamaha YZF R1	288,0
18	51	E. GRANADO	Honda CBR1000 RR-R	288,0
19	54	T. RAZGATLIOGLU	Yamaha YZF R1	288,0
20	65	J. REA	Kawasaki ZX-10RR	288,0
21	52	D. KONIG	Kawasaki ZX-10RR	286,5
22	34	L. BALDASSARRI	Yamaha YZF R1	285,7
23	16	G. RUIU	BMW M1000 RR	285,0
24	32	I. VINALES	Kawasaki ZX-10RR	282,7
25	66	T. SYKES	Kawasaki ZX-10RR	282,0

SEG. 1

1	54	T. RAZGATLIOGLU	31.045
2	65	J. REA	31.053
3	1	A. BAUTISTA	31.072
4	47	A. BASSANI	31.196
5	77	D. AEGERTER	31.199
6	87	R. GARDNER	31.239
7	22	A. LOWES	31.241
8	97	X. VIERGE	31.250
9	7	I. LECUONA	31.254
10	31	G. GERLOFF	31.280
11	55	A. LOCATELLI	31.325
12	45	S. REDDING	31.360
13	5	P. OETTL	31.367
14	9	D. PETRUCCI	31.435
15	60	M. VAN DER MARK	31.436
16	21	M. RINALDI	31.438
17	28	B. RAY	31.540
18	76	L. BAZ	31.578
19	34	L. BALDASSARRI	31.644
20	35	H. SYHRIN	31.684
21	52	D. KONIG	31.709
22	66	T. SYKES	31.731
23	51	E. GRANADO	31.848
24	16	G. RUIU	31.860
25	32	I. VINALES	31.942

SEG. 2

1	1	A. BAUTISTA	13.985
2	22	A. LOWES	14.001
3	65	J. REA	14.087
4	54	T. RAZGATLIOGLU	14.097
5	9	D. PETRUCCI	14.115
6	31	G. GERLOFF	14.118
7	47	A. BASSANI	14.137
8	45	S. REDDING	14.141
9	77	D. AEGERTER	14.142
10	87	R. GARDNER	14.153
11	21	M. RINALDI	14.166
12	97	X. VIERGE	14.187
13	55	A. LOCATELLI	14.189
14	5	P. OETTL	14.224
15	7	I. LECUONA	14.226
16	76	L. BAZ	14.233
17	60	M. VAN DER MARK	14.254
18	34	L. BALDASSARRI	14.308
19	28	B. RAY	14.312
20	52	D. KONIG	14.412
21	66	T. SYKES	14.436
22	35	H. SYHRIN	14.475
23	16	G. RUIU	14.523
24	51	E. GRANADO	14.566
25	32	I. VINALES	14.649

SEG. 3

1	1	A. BAUTISTA	27.456
2	65	J. REA	27.475
3	77	D. AEGERTER	27.512
4	22	A. LOWES	27.529
5	45	S. REDDING	27.530
6	54	T. RAZGATLIOGLU	27.549
7	47	A. BASSANI	27.551
8	7	I. LECUONA	27.587
9	55	A. LOCATELLI	27.602
10	21	M. RINALDI	27.642
11	87	R. GARDNER	27.643
12	9	D. PETRUCCI	27.662
13	97	X. VIERGE	27.663
14	5	P. OETTL	27.749
15	60	M. VAN DER MARK	27.769
16	31	G. GERLOFF	27.771
17	34	L. BALDASSARRI	27.848
18	66	T. SYKES	27.862
19	76	L. BAZ	27.868
20	28	B. RAY	27.881
21	51	E. GRANADO	27.964
22	35	H. SYHRIN	28.070
23	52	D. KONIG	28.097
24	32	I. VINALES	28.146
25	16	G. RUIU	28.195

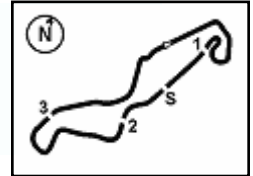
SEG. 4

1	55	A. LOCATELLI	21.666
2	54	T. RAZGATLIOGLU	21.707
3	1	A. BAUTISTA	21.721
4	45	S. REDDING	21.725
5	22	A. LOWES	21.728
6	65	J. REA	21.735
7	47	A. BASSANI	21.757
8	9	D. PETRUCCI	21.788
9	77	D. AEGERTER	21.825
10	7	I. LECUONA	21.851
11	60	M. VAN DER MARK	21.866
12	76	L. BAZ	21.912
13	87	R. GARDNER	21.916
14	5	P. OETTL	21.921
15	21	M. RINALDI	21.940
16	34	L. BALDASSARRI	21.959
17	31	G. GERLOFF	21.965
18	97	X. VIERGE	21.997
19	28	B. RAY	22.070
20	66	T. SYKES	22.275
21	52	D. KONIG	22.325
22	35	H. SYHRIN	22.373
23	16	G. RUIU	22.401
24	51	E. GRANADO	22.463
25	32	I. VINALES	22.521

22/04/2023

These data/results cannot be reproduced, stored and/or transmitted in whole or in part by any manner of electronic, mechanical, photocopying, recording, broadcasting or otherwise now known or herein after developed without the previous express consent by the copyright owner, except for reproduction in daily press and regular printed publications on sale to the public within 60 days of the event related to those data/results and always provided that copyright symbol appears together as follows below.

© DORNA WSBK ORGANIZATION Srl 2023



Pirelli Dutch Round, 21-23 April 2023

Chronological Analysis Race 1

TT Circuit Assen 4.542 m

Start at 14:00'26.311

2 / 5

Lap	Seg.1	Seg.2	Seg.3	Seg.4	Lap Time	km/h	Local Time
5	31.586	14.194	27.983	22.030	1'35.793	288,8	14:08'31.862
6	31.799	14.330	27.830	21.895	1'35.854	288,8	14:10'07.716
7	31.463	14.142	27.775	21.825	1'35.205	288,8	14:11'42.921
8	31.352	14.191	27.621	21.990	1'35.154	283,5	14:13'18.075
9	31.401	14.243	27.828	22.108	1'35.580	284,2	14:14'53.655
10	31.438	14.274	27.512	21.929	1'35.153	280,5	14:16'28.808
11	31.293	14.312	27.689	21.982	1'35.276	286,5	14:18'04.084
12	31.332	14.210	27.714	21.941	1'35.197	282,0	14:19'39.281
13	31.199	14.307	27.619	22.055	1'35.180	282,0	14:21'14.461
14	31.276	14.231	27.592	21.943	1'35.042	282,0	14:22'49.503
15	31.314	14.274	28.079	22.015	1'35.682	282,0	14:24'25.185
16	31.461	14.213	27.675	22.029	1'35.378	283,5	14:26'00.563
17	31.408	14.313	27.616	21.924	1'35.261	279,1	14:27'35.824
18	31.463	14.228	27.642	22.118	1'35.451	284,2	14:29'11.275
19	31.421	14.170	27.866	22.182	1'35.639	284,2	14:30'46.914
20	31.314	14.242	27.643	22.051	1'35.250	283,5	14:32'22.164
21	31.485	14.252	27.940	22.294	1'35.971	282,7	14:33'58.135

Race Time 33'31.824

9° 9 D. PETRUCCI (1'35.144)							
Lap	Seg.1	Seg.2	Seg.3	Seg.4	Lap Time	km/h	Local Time
1		14.356	28.457	22.248	1'41.957	291,9	14:02'08.268
2	31.763	14.330	28.067	22.069	1'36.229	285,0	14:03'44.497
3	31.620	14.310	27.848	21.969	1'35.747	288,0	14:05'20.244
4	31.527	14.273	27.826	21.989	1'35.615	288,0	14:06'55.859
5	31.684	14.240	27.938	22.052	1'35.914	287,2	14:08'31.773
6	31.731	14.320	27.781	21.887	1'35.719	288,0	14:10'07.492
7	31.546	14.292	28.034	21.903	1'35.775	286,5	14:11'43.267
8	31.586	14.272	27.733	21.869	1'35.460	290,3	14:13'18.727
9	31.525	14.178	27.698	21.893	1'35.294	290,3	14:14'54.021
10	31.620	14.243	27.821	21.788	1'35.472	290,3	14:16'29.493
11	31.490	14.206	27.768	22.023	1'35.487	287,2	14:18'04.980
12	31.544	14.198	27.696	21.820	1'35.258	290,3	14:19'40.238
13	31.461	14.186	27.777	22.013	1'35.437	286,5	14:21'15.675
14	31.435	14.115	27.662	21.932	1'35.144	288,0	14:22'50.819
15	31.622	14.253	27.863	21.991	1'35.729	288,8	14:24'26.548
16	31.471	14.215	27.823	21.959	1'35.468	289,5	14:26'02.016
17	31.572	14.219	27.833	21.976	1'35.600	285,0	14:27'37.616
18	31.606	14.344	27.878	22.047	1'35.875	284,2	14:29'13.491
19	31.550	14.259	27.943	22.207	1'35.959	288,0	14:30'49.450
20	31.758	14.327	28.009	22.294	1'36.388	286,5	14:32'25.838
21	31.606	14.148	28.141	22.257	1'36.152	289,5	14:34'01.990

Race Time 33'35.679

10° 45 S. REDDING (1'34.931)							
Lap	Seg.1	Seg.2	Seg.3	Seg.4	Lap Time	km/h	Local Time
1		14.224	27.530	21.725	1'39.700	289,5	14:02'06.011
2	31.381	14.164	27.559	21.827	1'34.931	291,1	14:03'40.942
3	31.640	14.371	27.737	21.990	1'35.738	290,3	14:05'16.680
4	31.465	14.169	27.743	21.884	1'35.261	288,8	14:06'51.941
5	31.385	14.200	27.713	21.858	1'35.156	289,5	14:08'27.097
6	31.441	14.145	27.630	21.790	1'35.006	288,0	14:10'02.103
7	31.360	14.188	27.645	21.810	1'35.003	288,8	14:11'37.106
8	31.493	14.188	27.663	21.737	1'35.081	288,0	14:13'12.187
9	31.527	14.186	27.704	21.796	1'35.213	286,5	14:14'47.400
10	31.388	14.141	27.769	21.835	1'35.133	288,0	14:16'22.533
11	32.023	14.199	27.759	21.986	1'35.967	288,0	14:17'58.500
12	31.478	14.368	27.747	22.061	1'35.654	288,8	14:19'34.154
13	31.419	14.199	27.789	22.015	1'35.422	289,5	14:21'09.576
14	31.453	14.231	27.769	21.956	1'35.409	287,2	14:22'44.985
15	31.518	14.284	27.844	22.055	1'35.701	288,0	14:24'20.686
16	31.670	14.233	27.868	22.365	1'36.136	288,0	14:25'56.822
17	31.793	14.345	28.072	22.345	1'36.555	288,0	14:27'33.377
18	31.959	14.243	28.154	22.469	1'36.825	289,5	14:29'10.202
19	32.108	14.332	28.326	22.287	1'37.053	287,2	14:30'47.255
20	32.159	14.342	28.561	22.435	1'37.497	288,0	14:32'24.752
21	32.086	14.319	28.434	22.658	1'37.497	288,8	14:34'02.249

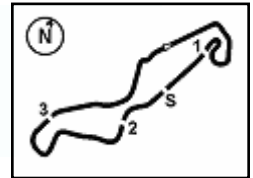
Race Time 33'35.938

11° 97 X. VIERGE (1'35.324)							
Lap	Seg.1	Seg.2	Seg.3	Seg.4	Lap Time	km/h	Local Time
1		14.365	27.825	22.115	1'41.590	297,5	14:02'07.901
2	31.488	14.319	27.663	22.057	1'35.527	288,8	14:03'43.428
3	31.352	14.304	27.677	22.038	1'35.371	291,9	14:05'18.799
4	31.537	14.301	27.817	23.846	1'37.501	294,3	14:06'56.300
5	31.674	14.290	27.841	22.239	1'36.044	295,9	14:08'32.344
6	31.601	14.439	27.967	22.033	1'36.040	295,1	14:10'08.384
7	31.765	14.299	27.771	22.214	1'36.049	296,7	14:11'44.433
8	31.266	14.236	27.783	22.111	1'35.396	293,5	14:13'19.829
9	31.255	14.187	27.727	22.187	1'35.356	292,7	14:14'55.185
10	31.362	14.235	27.730	21.997	1'35.324	292,7	14:16'30.509

22/04/2023 P = Pits In/Out - C = Lap Time Cancelled

These data/results cannot be reproduced, stored and/or transmitted in whole or in part by any manner of electronic, mechanical, photocopying, recording, broadcasting or otherwise now known or herein after developed without the previous express consent by the copyright owner, except for reproduction in daily press and regular printed publications on sale to the public within 60 days of the event related to those data/results and always provided that copyright symbol appears together as follows below.

© DORNA WSBK ORGANIZATION Srl 2023



TT Circuit Assen 4.542 m

Pirelli Dutch Round, 21-23 April 2023

Chronological Analysis Race 1

Start at 14:00'26.311

4 / 5

17	31.946	14.526	28.028	22.289	1'36.789	275,5	14:27'52.021	8	31.876	14.475	28.113	22.391	1'36.855	282,0	14:13'33.011
18	31.930	14.441	28.120	22.437	1'36.928	277,6	14:29'28.949	9	31.828	14.480	28.122	22.375	1'36.805	279,8	14:15'09.816
19	31.909	14.439	28.090	22.121	1'36.559	276,9	14:31'05.508	10	31.799	14.630	28.363	22.983	1'37.775	282,0	14:16'47.591
20	31.797	14.450	28.057	22.302	1'36.606	278,4	14:32'42.114	11	32.021	14.502	28.335	22.587	1'37.445	284,2	14:18'25.036
21	31.821	14.308	28.269	22.264	1'36.662	281,3	14:34'18.776	12	31.897	14.537	28.397	22.605	1'37.436	285,7	14:20'02.472

Race Time 33'52.465

17° 76 L. BAZ (1'36.063)							
Lap	Seg1	Seg2	Seg3	Seg4	Lap Time	km/h	Local Time
1		14.473	27.991	22.377	1'42.227	291,1	14:02'08.538
2	31.616	14.495	28.023	22.607	1'36.741	285,0	14:03'45.279
3	32.012	14.334	27.868	22.192	1'36.406	288,0	14:05'21.685
4	31.578	14.250	27.966	22.269	1'36.063	287,2	14:06'57.748
5	31.670	14.305	28.015	22.143	1'36.133	289,5	14:08'33.881
6	31.852	14.277	28.142	22.150	1'36.421	285,7	14:10'10.302
7	31.708	14.459	28.395	22.527	1'37.089	287,2	14:11'47.391
8	32.287	14.350	27.940	21.912	1'36.489	288,8	14:13'23.880
9	31.780	14.233	27.996	22.324	1'36.333	288,8	14:15'00.213
10	31.723	14.243	28.180	22.244	1'36.390	285,7	14:16'36.603
11	31.764	14.377	28.100	22.148	1'36.389	284,2	14:18'12.992
12	31.645	14.381	28.245	22.156	1'36.427	283,5	14:19'49.419
13	31.614	14.294	28.263	22.125	1'36.296	283,5	14:21'25.715
14	31.661	14.347	28.201	22.144	1'36.353	283,5	14:23'02.068
15	31.711	14.361	28.192	22.167	1'36.431	282,7	14:24'38.499
16	31.764	14.456	28.172	22.268	1'36.660	282,7	14:26'15.159
17	31.816	14.388	28.222	22.358	1'36.784	281,3	14:27'51.943
18	31.791	14.339	28.304	22.416	1'36.850	283,5	14:29'28.793
19	31.712	14.349	28.265	22.302	1'36.628	281,3	14:31'05.421
20	31.670	14.347	28.257	22.337	1'36.611	282,7	14:32'42.032
21	31.708	14.313	28.560	22.289	1'36.870	282,7	14:34'18.902

Race Time 33'52.591

18° 28 B. RAY (1'35.970)							
Lap	Seg1	Seg2	Seg3	Seg4	Lap Time	km/h	Local Time
1		14.329	27.951	22.448	1'42.856	288,0	14:02'09.167
2	31.625	14.333	27.914	22.275	1'36.147	283,5	14:03'45.314
3	31.749	14.352	27.881	22.177	1'36.159	283,5	14:05'21.473
4	31.582	14.319	27.910	22.248	1'36.059	282,0	14:06'57.532
5	31.540	14.414	27.946	22.070	1'35.970	282,7	14:08'33.502
6	31.843	14.418	28.127	22.138	1'36.526	280,5	14:10'10.028
7	31.755	14.515	28.097	22.940	1'37.307	280,5	14:11'47.335
8	31.764	14.547	27.986	22.101	1'36.398	279,8	14:13'23.733
9	31.611	14.340	28.006	22.857	1'36.814	284,2	14:15'00.547
10	32.252	14.312	28.120	22.266	1'36.950	284,2	14:16'37.497
11	31.927	14.412	28.133	22.379	1'36.851	282,7	14:18'14.348
12	31.771	14.450	28.082	22.287	1'36.590	282,0	14:19'50.938
13	31.750	14.406	28.130	22.249	1'36.535	282,0	14:21'27.473
14	31.639	14.627	28.147	22.346	1'36.759	279,1	14:23'04.232
15	31.787	14.659	28.302	22.593	1'37.341	277,6	14:24'41.573
16	32.111	14.605	28.382	22.631	1'37.729	278,4	14:26'19.302
17	32.124	14.597	28.518	22.613	1'37.852	277,6	14:27'57.154
18	32.154	14.722	28.543	22.804	1'38.223	276,9	14:29'35.377
19	32.242	14.771	28.612	22.813	1'38.438	277,6	14:31'13.815
20	32.220	14.684	28.546	22.659	1'38.109	276,9	14:32'51.924
21	32.561	14.806	29.002	23.236	1'39.605	277,6	14:34'31.529

Race Time 34'05.218

19° 35 H. SYAHRIN (1'36.708)							
Lap	Seg1	Seg2	Seg3	Seg4	Lap Time	km/h	Local Time
1		14.783	28.201	22.750	1'44.574	291,1	14:02'10.885
2	32.301	14.778	28.737	22.998	1'38.814	276,9	14:03'49.689
3	32.047	14.601	28.370	22.905	1'37.923	281,3	14:05'27.622
4	31.964	14.534	28.126	22.397	1'37.021	280,5	14:07'04.643
5	31.966	14.562	28.180	22.508	1'37.216	282,7	14:08'41.859
6	32.018	14.660	28.170	22.434	1'37.282	278,4	14:10'19.141
7	31.919	14.607	28.115	22.374	1'37.015	281,3	14:11'56.156

22/04/2023 P = Pits In/Out - C = Lap Time Cancelled

These data/results cannot be reproduced, stored and/or transmitted in whole or in part by any manner of electronic, mechanical, photocopying, recording, broadcasting or otherwise now known or herein after developed without the previous express consent by the copyright owner, except for reproduction in daily press and regular printed publications on sale to the public within 60 days of the event related to those data/results and always provided that copyright symbol appears together as follows below.

© DORNA WSBK ORGANIZATION Srl 2023

Pirelli Dutch Round, 21-23 April 2023

Chronological Analysis Race 1

Start at 14:00'26.311

5 / 5

22° 16 G. RUIU [1'37.264]								RET 7 I. LECUONA [1'35.122]							
Lap	Seg.1	Seg.2	Seg.3	Seg.4	Lap Time	km/h	Local Time	Lap	Seg.1	Seg.2	Seg.3	Seg.4	Lap Time	km/h	Local Time
1		14.819	28.416	22.826	1'45.279	285,0	14:02'11.590	1		14.425	27.956	22.485	1'42.411	296,7	14:02'08.722
2	32.180	14.555	28.712	23.195	1'38.642	281,3	14:03'50.232	2	31.531	14.226	27.825	21.851	1'35.433	295,1	14:03'44.155
3	32.521	14.818	28.284	22.514	1'38.137	273,4	14:05'28.369	3	31.254	14.289	27.587	21.992	1'35.122	291,9	14:05'19.277
4	32.307	14.531	28.301	22.525	1'37.664	277,6	14:07'06.033	4	31.260	14.322	27.818	22.584	1'35.984	292,7	14:06'55.261
5	32.142	14.565	28.324	22.591	1'37.622	278,4	14:08'43.655	5	31.684	14.405	27.658	22.092	1'35.839	286,5	14:08'31.100
6	32.525	14.718	28.294	22.469	1'38.006	280,5	14:10'21.661								
7	32.128	14.634	28.195	22.412	1'37.369	278,4	14:11'59.030								
8	32.261	14.696	28.393	22.627	1'37.977	275,5	14:13'37.007								
9	32.551	14.608	28.369	22.647	1'38.175	279,8	14:15'15.182								
10	32.077	14.616	28.364	22.694	1'37.751	276,9	14:16'52.933								
11	32.346	14.628	28.342	22.510	1'37.826	278,4	14:18'30.759								
12	31.996	14.564	28.218	22.486	1'37.264	276,9	14:20'08.023								
13	31.907	14.657	28.303	22.533	1'37.400	278,4	14:21'45.423								
14	31.860	14.597	28.238	22.699	1'37.394	275,5	14:23'22.817								
15	32.062	14.644	28.314	22.477	1'37.497	276,9	14:25'00.314								
16	32.030	14.652	28.349	22.412	1'37.443	281,3	14:26'37.757								
17	32.044	14.813	28.295	22.424	1'37.576	274,8	14:28'15.333								
18	32.066	14.639	28.267	22.566	1'37.538	278,4	14:29'52.871								
19	32.153	14.721	28.294	22.401	1'37.569	274,1	14:31'30.440								
20	32.073	14.557	28.271	22.498	1'37.399	276,9	14:33'07.839								
21	32.102	14.523	28.356	22.565	1'37.546	279,1	14:34'45.385								
Race Time 34'19.074															

23° 32 I. VINALES [1'37.329]							
Lap	Seg.1	Seg.2	Seg.3	Seg.4	Lap Time	km/h	Local Time
1		14.861	28.209	23.085	1'45.609	280,5	14:02'11.920
2	32.184	14.774	28.299	23.171	1'38.428	276,9	14:03'50.348
3	32.316	14.769	28.206	22.587	1'37.878	275,5	14:05'28.226
4	32.347	14.880	28.266	22.603	1'38.096	266,7	14:07'06.322
5	32.108	14.964	28.211	22.609	1'37.892	270,0	14:08'44.214
6	32.124	14.789	28.184	22.703	1'37.800	276,9	14:10'22.014
7	32.138	14.734	28.211	22.559	1'37.642	275,5	14:11'59.656
8	32.146	14.721	28.337	22.603	1'37.807	278,4	14:13'37.463
9	32.245	14.696	28.214	22.768	1'37.923	277,6	14:15'15.386
10	32.064	14.743	28.153	22.521	1'37.481	282,7	14:16'52.867
11	32.321	14.879	28.367	22.555	1'38.122	273,4	14:18'30.989
12	31.957	14.676	28.146	22.574	1'37.353	277,6	14:20'08.342
13	31.972	14.649	28.160	22.548	1'37.329	276,2	14:21'45.671
14	31.942	14.820	28.359	22.870	1'37.991	272,7	14:23'23.662
15	32.275	14.876	28.377	22.952	1'38.480	270,0	14:25'02.142
16	32.283	14.998	28.486	23.014	1'38.781	270,7	14:26'40.923
17	32.313	14.944	28.513	23.133	1'38.903	270,7	14:28'19.826
18	32.518	15.062	28.667	23.121	1'39.368	268,7	14:29'59.194
19	32.846	15.099	28.699	23.119	1'39.763	269,3	14:31'38.957
20	32.447	15.100	28.925	23.100	1'39.572	271,4	14:33'18.529
21	32.536	15.099	28.841	23.220	1'39.696	271,4	14:34'58.225
Race Time 34'31.914							

RET 66 T. SYKES [1'36.304]							
Lap	Seg.1	Seg.2	Seg.3	Seg.4	Lap Time	km/h	Local Time
1		14.774	28.275	22.786	1'44.424	282,0	14:02'10.735
2	32.238	14.783	28.787	23.244	1'39.052	274,8	14:03'49.787
3	37.282	30.333	29.274	22.510	1'59.399	228,8	14:05'49.186
4	31.841	14.452	28.195	22.449	1'36.937	276,2	14:07'26.123
5	31.800	15.551	35.921	22.633	1'45.905	262,8	14:09'12.028
6	33.220	14.981	28.745	22.554	1'39.500	261,5	14:10'51.528
7	31.777	14.470	27.889	22.406	1'36.542	277,6	14:12'28.070
8	32.266	16.566	35.272	22.667	1'46.771	250,0	14:14'14.841
9	31.731	14.436	27.862	22.275	1'36.304	276,9	14:15'51.145
10	31.746	14.445	27.984	23.479	1'37.654	278,4	14:17'28.799
11	40.396	16.383	32.567	32.605	2'01.951P	244,3	14:19'30.750
Race Time 19'04.439							

22/04/2023

P = Pits In/Out - C = Lap Time Cancelled

These data/results cannot be reproduced, stored and/or transmitted in whole or in part by any manner of electronic, mechanical, photocopying, recording, broadcasting or otherwise now known or herein after developed without the previous express consent by the copyright owner, except for reproduction in daily press and regular printed publications on sale to the public within 60 days of the event related to those data/results and always provided that copyright symbol appears together as follows below.

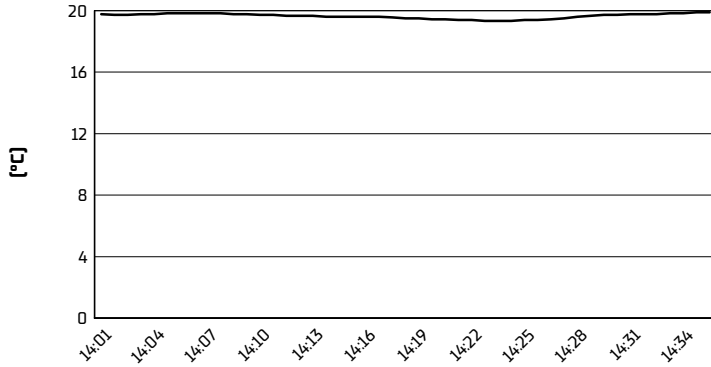
© DORNA WSBK ORGANIZATION Srl 2023

Pirelli Dutch Round, 21-23 April 2023

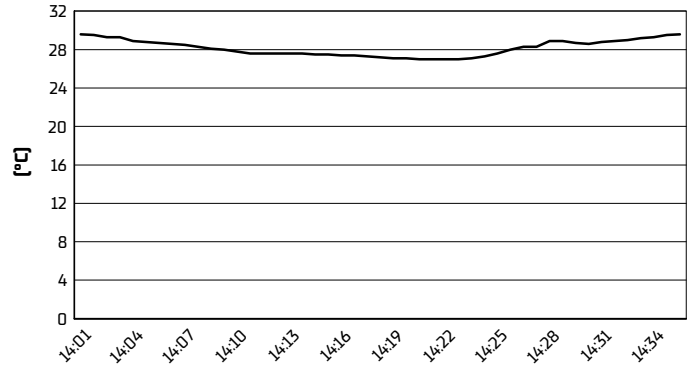
Weather Report Race 1

Session started 14:01 - Session ended 14:37

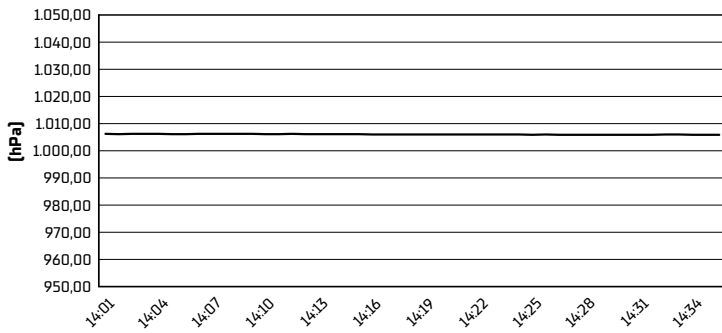
Air Temperature



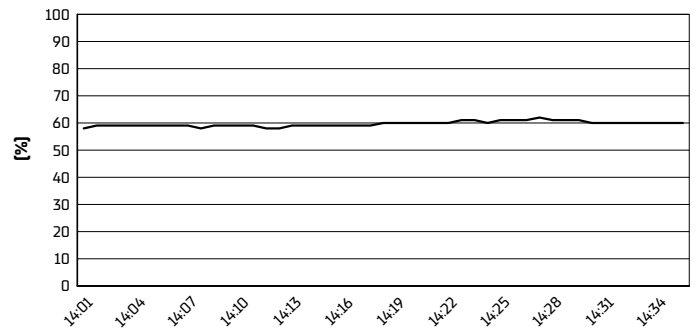
Track Temperature



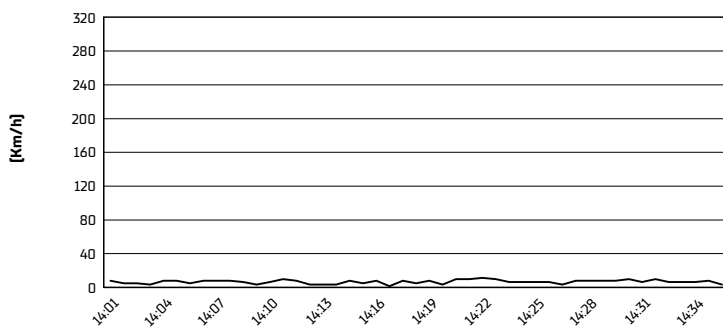
Air Pressure



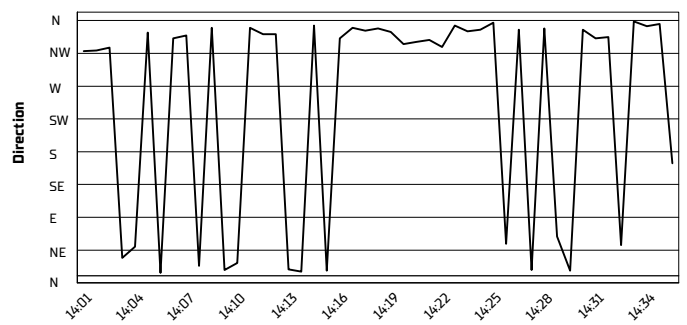
Humidity



Wind Speed



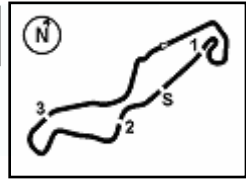
Wind Direction



22/04/2023

These data/results cannot be reproduced, stored and/or transmitted in whole or in part by any manner of electronic, mechanical, photocopying, recording, broadcasting or otherwise now known or herein after developed without the previous express consent by the copyright owner, except for reproduction in daily press and regular printed publications on sale to the public within 60 days of the event related to those data/results and always provided that copyright symbol appears together as follows below.

© DORNA WSBK ORGANIZATION Srl 2023



Pirelli Dutch Round, 21-23 April 2023

Manufacturers Standings

TT Circuit Assen 4.542 m

	Points	Points From First	Points From Previous	February 26 PHILLIP ISLAND	March 5 MANDALIKA	April 23 ASSEN	May 7 BARCELONA	June 4 MISANO	July 2 DONINGTON PARK	July 26 MOST	September 10 MAGNY-COURS	September 24 ARAGON	October 1 PORTIMAO	October 15 VILLICUM	December 26 TBA			
1 DUCATI	142			25 25 12	25 25 5	25												
2 YAMAHA	107	35		16 16 7	20 20 12	16												
3 KAWASAKI	71	71	36	20 8 6	7 3 7	20												
4 HONDA	56	86	15	10 10 2	9 16 4	5												
5 BMW	35	107	21	7 4	10 6 2	6												

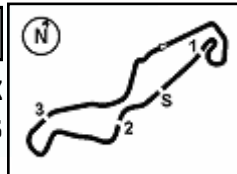
22/04/2023 First Line: Race 1 & 2 - Second Line: Tissot Superpole Race

These data/results cannot be reproduced, stored and/or transmitted in whole or in part by any manner of electronic, mechanical, photocopying, recording, broadcasting or otherwise now known or herein after developed without the previous express consent by the copyright owner, except for reproduction in daily press and regular printed publications on sale to the public within 60 days of the event related to those data/results and always provided that copyright symbol appears together as follows below.

© DORNA WSBK ORGANIZATION Srl 2023

FICR PERUGIA TIMING





Pirelli Dutch Round, 21-23 April 2023

Best Laps & Speeds

TT Circuit Assen 4.542 m

No.	Rider Bike	Nat	Best Lap		FP1		FP2		FP3		SP		RC1	
			LL	SPD	LL	SPD	LL	SPD	LL	SPD	LL	SPD	LL	SPD
1	1 A. BAUTISTA Ducati Panigale V4R	ESP	1'33.542 85 297,5		1'34.592 20 297,5		1'34.316 22 296,7		1'45.359 15 284,2		1'33.542 7 291,8		1'34.368 21 294,2	
2	65 J. REA Kawasaki ZX-10RR	GBR	1'33.569 64 292,6		1'34.774 20 292,6		1'34.573 15 290,3				1'33.569 8 287,2		1'34.511 21 288,0	
3	54 T. RAZGATLIOGLU Yamaha YZF R1	TUR	1'33.661 68 288,7		1'35.273 14 288,7		1'35.103 20 287,2		1'45.647 7 280,5		1'33.661 6 284,2		1'34.516 21 288,0	
4	22 A. LOWES Kawasaki ZX-10RR	GBR	1'33.741 67 291,8		1'35.513 19 291,1		1'34.547 20 289,5		1'49.665 2 280,5		1'33.741 5 291,8		1'34.811 21 291,8	
5	45 S. REDDING BMW M1000 RR	GBR	1'33.754 62 291,1		1'35.246 16 289,5		1'35.141 19 289,5				1'33.754 6 288,7		1'34.931 21 291,1	
6	55 A. LOCATELLI Yamaha YZF R1	ITA	1'33.799 73 289,5		1'35.185 19 288,7		1'34.966 19 289,5		1'45.801 8 282,7		1'33.799 6 288,0		1'34.896 21 288,7	
7	77 D. AEGERTER Yamaha YZF R1	SUI	1'33.956 84 289,5		1'35.558 21 289,5		1'34.600 22 286,4		1'46.620 13 280,5		1'33.956 7 283,4		1'35.042 21 288,7	
8	47 A. BASSANI Ducati Panigale V4R	ITA	1'33.985 71 292,6		1'35.449 17 291,1		1'34.948 18 289,5		1'45.743 8 282,7		1'33.985 7 291,8		1'34.887 21 292,6	
9	9 D. PETRUCCI Ducati Panigale V4R	ITA	1'34.139 69 291,8		1'35.919 15 288,7		1'35.106 21 290,3		1'47.132 5 281,9		1'34.139 7 288,7		1'35.144 21 291,8	
10	7 I. LECUONA Honda CBR1000 RR-R	ESP	1'34.199 57 296,7		1'35.721 18 294,2		1'35.153 20 292,6		1'47.472 7 282,7		1'34.199 7 293,4		1'35.122 5 296,7	
11	87 R. GARDNER Yamaha YZF R1	AUS	1'34.203 73 289,5		1'35.176 21 289,5		1'34.713 15 286,4		1'44.648 10 281,9		1'34.203 6 288,0		1'35.123 21 289,5	
12	97 X. VIERGE Honda CBR1000 RR-R	ESP	1'34.260 80 297,5		1'35.984 20 296,7		1'35.273 20 295,0		1'46.241 13 284,9		1'34.260 6 293,4		1'35.324 21 297,5	
13	76 L. BAZ BMW M1000 RR	FRA	1'34.310 56 291,1		1'39.618 3 270,0		1'36.113 18 287,2		1'46.080 8 284,2		1'34.310 6 288,0		1'36.063 21 291,1	
14	5 P. OETTL Ducati Panigale V4R	GER	1'34.391 78 294,2		1'35.780 19 289,5		1'35.279 21 287,2		1'47.962 10 277,6		1'34.391 7 288,7		1'35.428 21 294,2	
15	60 M. VAN DER MARK BMW M1000 RR	NED	1'34.402 76 291,1		1'35.706 19 288,0		1'34.911 23 291,1		1'49.169 7 279,0		1'34.402 6 285,7		1'35.411 21 290,3	
16	21 M. RINALDI Ducati Panigale V4R	ITA	1'34.488 60 296,7		1'35.789 17 291,8		1'35.517 3 288,7		1'46.288 12 280,5		1'34.488 7 290,3		1'35.455 21 296,7	
17	31 G. GERLOFF BMW M1000 RR	USA	1'34.690 63 294,2		1'35.318 15 294,2		1'35.024 19 291,1				1'34.690 8 294,2		1'35.134 21 294,2	
18	28 B. RAY Yamaha YZF R1	GBR	1'34.795 70 288,0		1'36.731 13 282,7		1'35.892 17 281,9		1'46.503 12 277,6		1'34.795 7 284,9		1'35.970 21 288,0	
19	34 L. BALDASSARRI Yamaha YZF R1	ITA	1'34.919 75 285,7		1'36.281 20 281,2		1'36.127 17 278,3		1'48.324 10 272,7		1'34.919 7 281,2		1'36.099 21 285,7	
20	66 T. SYKES Kawasaki ZX-10RR	GBR	1'35.152 47 283,4		1'37.169 12 283,4		1'36.547 13 281,9		1'49.894 5 272,0		1'35.152 6 281,9		1'36.304 11 281,9	
21	51 E. GRANADO Honda CBR1000 RR-R	BRA	1'35.598 64 288,0		1'37.125 17 284,2		1'36.123 20 286,4				1'35.598 6 286,4		1'37.264 21 288,0	
22	32 I. VINALES Kawasaki ZX-10RR	ESP	1'35.977 66 282,7		1'38.358 17 279,7		1'37.010 17 276,9		1'48.432 4 267,9		1'35.977 7 276,2		1'37.329 21 282,7	
23	16 G. RUIU BMW M1000 RR	ITA	1'36.043 64 284,9		1'37.704 7 283,4		1'36.826 16 280,5		1'47.407 13 272,0		1'36.043 7 280,5		1'37.264 21 284,9	
24	35 H. SYHRIN Honda CBR1000 RR-R	MAS	1'36.078 70 291,1		1'37.296 16 286,4		1'36.307 18 289,5		1'47.536 8 276,2		1'36.078 7 286,4		1'36.708 21 291,1	
25	52 D. KONIG Kawasaki ZX-10RR	CZE	1'36.480 70 286,4		1'37.426 15 284,9		1'36.839 17 286,4		1'47.581 10 276,2		1'36.480 7 281,2		1'36.669 21 286,4	

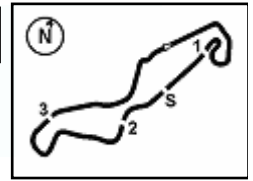
22/04/2023

These data/results cannot be reproduced, stored and/or transmitted in whole or in part by any manner of electronic, mechanical, photocopying, recording, broadcasting or otherwise now known or herein after developed without the previous express consent by the copyright owner, except for reproduction in daily press and regular printed publications on sale to the public within 60 days of the event related to those data/results and always provided that copyright symbol appears together as follows below.

© DORNA WSBK ORGANIZATION Srl 2023

FICR PERUGIA TIMING





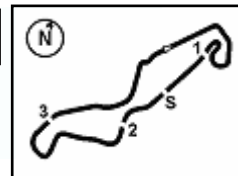
TT Circuit Assen 4.542 m

Pirelli Dutch Round, 21-23 April 2023
Pirelli Best Lap Award

	Points	Points From First	Points From Previous	February 26 PHILIP ISLAND	March 5 MANDALIKA	April 23 ASSEN	May 7 BARCELONA	June 4 MISANO	July 2 DONINGTON PARK	July 26 MOST	September 10 MAGNY-COURS	September 24 ARAGON	October 1 PORTIMAO	October 15 VILLICUM	December 26 TBA			
1 BAUTISTA Alvaro [ESP]	4			1	1	1												
2 REA Jonathan [GBR]	1	3		1														

22/04/2023
These data/results cannot be reproduced, stored and/or transmitted in whole or in part by any manner of electronic, mechanical, photocopying, recording, broadcasting or otherwise now known or herein after developed without the previous express consent by the copyright owner, except for reproduction in daily press and regular printed publications on sale to the public within 60 days of the event related to those data/results and always provided that copyright symbol appears together as follows below.
© DORNA WSBK ORGANIZATION Srl 2023





Pirelli Dutch Round, 21-23 April 2023

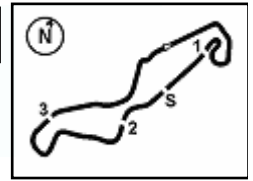
Overtakes Standings Race 1

	Points	Points From First	Points From Previous	February 26 PHILIP ISLAND	March 5 MANDALIKA	April 23 ASSEN	May 7 BARCELONA	June 4 MISANO	July 2 DONINGTON PARK	July 26 MOST	September 10 MAGNY-COURS	September 24 ARAGON	October 1 PORTIMAO	October 15 VILLICUM	December 26 TBA			
1 GERLOFF Garrett (USA)	41			9 10	8 6	8												
2 VIERGE Xavi (ESP)	36	5		11 9	9 1	6												
3 BASSANI Axel (ITA)	35	6	1	9 11	5 3	7												
4 LECUONA Iker (ESP)	34	7	1	9 8	7 2	8												
5 REDDING Scott (GBR)	33	8	1	13 9	3 7	1												
6 AEGERTER Dominique (SUI)	33	8	0	1 12	11 2	7												
7 SYHRIN Hafizh (MAS)	29	12	4	8 8	4 1	8												
8 PETRUCCI Danilo (ITA)	28	13	1	8 8	5 2	5												
9 LOWES Alex (GBR)	27	14	1	5 13	6 1	2												
10 REA Jonathan (GBR)	26	15	1	3 13	8 2													
11 OETTL Philipp (GER)	26	15	0	4 10	6	6												
12 VAN DER MARK Michael (NED)	24	17	2	4 5	10	5												
13 BALDASSARRI Lorenzo (ITA)	24	17	0	7 2	8 1	6												
14 KONIG Oliver (CZE)	23	18	1	5 8	3	7												
15 GRANADO Eric (BRA)	21	20	2	7 7		7												
16 GARDNER Remy (AUS)	20	21	1	3 5	6	6												
17 BAZ Loris (FRA)	20	21	0	5 8	4	3												
18 RINALDI Michael Ruben (ITA)	16	25	4	4	1	11												
19 LOCATELLI Andrea (ITA)	15	26	1	6 2	2 2	3												
20 BAUTISTA Alvaro (ESP)	11	30	4	2	2 3	4												
21 SYKES Tom (GBR)	11	30	0	4 1	4	2												
22 RUIU Gabriele (ITA)	8	33	3			8												
23 RAZGATLIOGLU Toprak (TUR)	8	33	0	1 4	1 2													
24 VINALES Isaac (ESP)	6	35	2			6												

22/04/2023

These data/results cannot be reproduced, stored and/or transmitted in whole or in part by any manner of electronic, mechanical, photocopying, recording, broadcasting or otherwise now known or herein after developed without the previous express consent by the copyright owner, except for reproduction in daily press and regular printed publications on sale to the public within 60 days of the event related to those data/results and always provided that copyright symbol appears together as follows below.

© DORNA WSBK ORGANIZATION Srl 2023



Pirelli Dutch Round, 21-23 April 2023
Overtakes Standings Race 1

	Points	Points From First	Points From Previous	February 26 PHILIP ISLAND	March 5 MANDALIKA	April 23 ASSEN	May 7 BARCELONA	June 4 MISANO	July 2 DONINGTON PARK	July 26 MOST	September 10 MAGNY-COURS	September 24 ARAGON	October 1 PORTIMAO	October 15 VILLICUM	December 26 TBA			
25 RAY Bradley [GBR]	4	37	2			4												

22/04/2023
These data/results cannot be reproduced, stored and/or transmitted in whole or in part by any manner of electronic, mechanical, photocopying, recording, broadcasting or otherwise now known or herein after developed without the previous express consent by the copyright owner, except for reproduction in daily press and regular printed publications on sale to the public within 60 days of the event related to those data/results and always provided that copyright symbol appears together as follows below.
© DORNA WSBK ORGANIZATION Srl 2023