

## Pirelli Dutch Round, 21-23 April 2023

### Chronological Analysis Race 1

Start at 14:00'26.311

1 / 5

1° 1 A. BAUTISTA (1'34.368)							
Lap	Seg1	Seg2	Seg3	Seg4	Lap Time	km/h	Local Time
1		13.985	27.532	22.237	1'39.464	294,3	14:02'05.775
2	31.072	14.049	27.487	21.760	1'34.368	291,9	14:03'40.143
3	31.201	14.196	27.617	21.896	1'34.910	287,2	14:05'15.053
4	31.347	14.026	27.581	22.246	1'35.200	293,5	14:06'50.253
5	31.126	14.022	27.511	21.837	1'34.496	294,3	14:08'24.749
6	31.185	14.041	27.456	21.721	1'34.403	291,9	14:09'59.152
7	31.309	14.085	27.462	22.002	1'34.858	290,3	14:11'34.010
8	31.402	14.078	27.508	21.946	1'34.934	291,9	14:13'08.944
9	31.211	14.172	27.541	21.906	1'34.830	292,7	14:14'43.774
10	31.110	14.056	27.532	21.826	1'34.524	288,8	14:16'18.298
11	31.222	14.135	27.551	21.832	1'34.740	289,5	14:17'53.038
12	31.118	14.075	27.556	21.797	1'34.546	291,9	14:19'27.584
13	31.139	14.105	27.504	21.875	1'34.623	290,3	14:21'02.207
14	31.217	14.100	27.567	21.941	1'34.825	289,5	14:22'37.032
15	31.176	14.101	27.582	21.882	1'34.741	291,1	14:24'11.773
16	31.110	14.074	27.523	21.892	1'34.599	289,5	14:25'46.372
17	31.211	14.041	27.612	21.981	1'34.845	290,3	14:27'21.217
18	31.236	14.145	27.690	21.973	1'35.044	291,1	14:28'56.261
19	31.238	14.249	27.764	22.225	1'35.476	290,3	14:30'31.737
20	31.477	14.206	27.837	22.211	1'35.731	288,8	14:32'07.468
21	31.599	14.123	28.049	22.944	1'36.715	290,3	14:33'44.183

Race Time 33'17.872

14	31.121	14.233	27.775	21.984	1'35.113	285,0	14:22'39.344
15	31.350	14.319	27.816	22.052	1'35.537	283,5	14:24'14.881
16	31.393	14.371	27.775	21.974	1'35.513	284,2	14:25'50.394
17	31.342	14.298	27.831	22.030	1'35.501	283,5	14:27'25.895
18	31.121	14.376	27.848	22.042	1'35.387	283,5	14:29'01.282
19	31.239	14.324	27.835	22.059	1'35.457	284,2	14:30'36.739
20	31.217	14.384	27.985	22.079	1'35.665	284,2	14:32'12.404
21	31.432	14.274	27.944	22.020	1'35.670	282,0	14:33'48.074

Race Time 33'21.763

2° 65 J. REA (1'34.511)							
Lap	Seg1	Seg2	Seg3	Seg4	Lap Time	km/h	Local Time
1		14.191	27.544	21.824	1'38.774	284,2	14:02'05.085
2	31.053	14.230	27.532	21.871	1'34.686	282,0	14:03'39.771
3	31.186	14.295	27.579	21.802	1'34.862	281,3	14:05'14.633
4	31.189	14.286	27.559	21.940	1'34.974	281,3	14:06'49.607
5	31.093	14.235	27.530	21.735	1'34.593	281,3	14:08'24.200
6	31.108	14.299	27.550	21.757	1'34.714	279,8	14:09'58.914
7	31.152	14.260	27.584	21.962	1'34.958	280,5	14:11'33.872
8	31.201	14.245	27.568	21.835	1'34.849	282,7	14:13'08.721
9	31.226	14.523	27.603	21.909	1'35.261	283,5	14:14'43.982
10	31.116	14.091	27.583	21.826	1'34.616	287,2	14:16'18.598
11	31.116	14.119	27.553	21.876	1'34.664	288,0	14:17'53.262
12	31.203	14.087	27.475	21.746	1'34.511	287,2	14:19'27.773
13	31.336	14.119	27.640	21.798	1'34.893	285,0	14:21'02.666
14	31.116	14.106	27.553	21.933	1'34.708	285,0	14:22'37.374
15	31.346	14.235	27.661	21.828	1'35.070	282,7	14:24'12.444
16	31.308	14.236	27.680	22.124	1'35.348	282,7	14:25'47.792
17	31.416	14.331	27.852	22.159	1'35.758	282,0	14:27'23.550
18	31.428	14.296	27.851	22.050	1'35.625	283,5	14:28'59.175
19	31.531	14.409	27.909	22.088	1'35.937	279,8	14:30'35.112
20	31.406	14.324	27.882	22.193	1'35.805	283,5	14:32'10.917
21	31.855	14.356	28.054	22.149	1'36.414	284,2	14:33'47.331

Race Time 33'21.020

4° 55 A. LOCATELLI (1'34.896)							
Lap	Seg1	Seg2	Seg3	Seg4	Lap Time	km/h	Local Time
1		14.376	27.619	21.765	1'39.995	284,2	14:02'06.306
2	31.325	14.201	27.654	21.730	1'34.910	288,0	14:03'41.216
3	31.432	14.430	27.719	22.030	1'35.611	287,2	14:05'16.827
4	31.504	14.212	27.717	21.837	1'35.270	288,8	14:06'52.097
5	32.281	14.189	27.631	21.705	1'35.806	286,5	14:08'27.903
6	31.397	14.231	27.602	21.666	1'34.896	286,5	14:10'02.799
7	31.339	14.306	27.719	21.701	1'35.065	285,7	14:11'37.864
8	31.508	14.292	27.731	21.842	1'35.373	288,0	14:13'13.237
9	31.342	14.210	27.793	21.853	1'35.198	288,8	14:14'48.435
10	31.424	14.192	27.794	21.804	1'35.214	288,0	14:16'23.649
11	31.464	14.241	27.799	21.783	1'35.287	288,8	14:17'58.936
12	31.580	14.292	27.818	21.870	1'35.560	288,8	14:19'34.496
13	31.594	14.306	27.771	21.842	1'35.513	288,0	14:21'10.009
14	31.666	14.204	27.800	21.808	1'35.478	287,2	14:22'45.487
15	31.414	14.287	27.817	21.819	1'35.337	288,8	14:24'20.824
16	31.782	14.259	27.774	21.868	1'35.683	288,8	14:25'56.507
17	31.351	14.240	27.945	21.806	1'35.342	285,0	14:27'31.849
18	31.346	14.268	27.878	21.933	1'35.425	284,2	14:29'07.274
19	31.434	14.330	27.894	21.843	1'35.501	284,2	14:30'42.775
20	31.616	14.270	27.922	22.056	1'35.864	287,2	14:32'18.639
21	31.581	14.219	27.898	21.951	1'35.649	282,0	14:33'54.288

Race Time 33'27.977

3° 54 T. RAZGATLIOGLU (1'34.516)							
Lap	Seg1	Seg2	Seg3	Seg4	Lap Time	km/h	Local Time
1		14.158	27.551	21.827	1'38.955	287,2	14:02'05.266
2	31.131	14.196	27.568	21.707	1'34.602	285,0	14:03'39.868
3	31.262	14.254	27.680	21.764	1'34.960	284,2	14:05'14.828
4	31.251	14.215	27.592	22.119	1'35.177	283,5	14:06'50.005
5	31.045	14.152	27.573	22.097	1'34.867	284,2	14:08'24.872
6	31.227	14.187	27.569	21.837	1'34.820	286,5	14:09'59.692
7	31.048	14.166	27.554	21.748	1'34.516	286,5	14:11'34.208
8	31.347	14.184	27.588	21.870	1'34.989	286,5	14:13'09.197
9	31.352	14.294	27.549	21.891	1'35.086	285,7	14:14'44.283
10	31.170	14.097	27.688	21.905	1'34.860	288,0	14:16'19.143
11	31.196	14.188	27.632	21.834	1'34.850	286,5	14:17'53.993
12	31.183	14.176	27.771	21.908	1'35.038	285,7	14:19'29.031
13	31.219	14.246	27.829	21.906	1'35.200	285,7	14:21'04.231

5° 47 A. BASSANI (1'34.887)							
Lap	Seg1	Seg2	Seg3	Seg4	Lap Time	km/h	Local Time
1		14.344	27.654	22.138	1'40.936	292,7	14:02'07.247
2	31.196	14.264	27.707	21.880	1'35.047	288,8	14:03'42.294
3	31.277	14.264	27.641	21.853	1'35.035	288,8	14:05'17.329
4	31.455	14.137	27.705	21.862	1'35.159	289,5	14:06'52.488
5	31.380	14.199	27.551	21.757	1'34.887	288,8	14:08'27.375
6	31.403	14.153	27.658	21.767	1'34.981	291,1	14:10'02.356
7	31.413	14.270	27.569	21.781	1'35.033	289,5	14:11'37.389
8	31.475	14.182	27.734	21.813	1'35.204	291,1	14:13'12.593
9	31.384	14.242	27.612	21.916	1'35.154	288,8	14:14'47.747
10	31.395	14.224	27.741	21.797	1'35.157	291,1	14:16'22.904
11	31.352	14.293	27.707	22.074	1'35.426	285,7	14:17'58.330
12	31.373	14.478	27.710	22.043	1'35.604	286,5	14:19'33.934
13	31.378	14.278	27.762	22.043	1'35.461	288,8	14:21'09.395
14	31.343	14.279	27.784	22.006	1'35.412	285,7	14:22'44.807
15	31.372	14.395	27.780	21.946	1'35.493	285,0	14:24'20.300
16	31.451	14.464	27.759	21.915	1'35.589	286,5	14:25'55.889
17	31.326	14.351	27.742	21.898	1'35.317	286,5	14:27'31.206
18	31.354	14.418	27.801	22.037	1'35.610	285,0	14:29'06.816
19	31.424	14.447	27.882	22.055	1'35.808	285,0	14:30'42.624
20	31.514	14.384	27.955	22.068	1'35.921	286,5	14:32'18.545
21	31.920	14.247	27.938	22.031	1'36.136	291,1	14:33'54.681

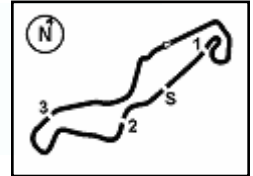
Race Time 33'28.370

22/04/2023 P = Pits In/Out - C = Lap Time Cancelled

6° 77 D. AEGERTER (1'35.042)							
Lap	Seg1	Seg2	Seg3	Seg4	Lap Time	km/h	Local Time
1		14.222	27.750	22.732	1'41.210	288,0	14:02'07.521
2	32.380	14.244	28.384	22.284	1'37.292	285,7	14:03'44.813
3	31.424	14.280	27.880	22.045	1'35.629	287,2	14:05'20.442
4	31.487	14.215	27.863	22.062	1'35.627	288,0	14:06'56.069

These data/results cannot be reproduced, stored and/or transmitted in whole or in part by any manner of electronic, mechanical, photocopying, recording, broadcasting or otherwise now known or herein after developed without the previous express consent by the copyright owner, except for reproduction in daily press and regular printed publications on sale to the public within 60 days of the event related to those data/results and always provided that copyright symbol appears together as follows below.

© DORNA WSBK ORGANIZATION Srl 2023



## Pirelli Dutch Round, 21-23 April 2023

### Chronological Analysis Race 1

TT Circuit Assen 4.542 m

Start at 14:00'26.311

2 / 5

Lap	Seg.1	Seg.2	Seg.3	Seg.4	Lap Time	km/h	Local Time
5	31.586	14.194	27.983	22.030	1'35.793	<b>288,8</b>	14:08'31.862
6	31.799	14.330	27.830	21.895	1'35.854	<b>288,8</b>	14:10'07.716
7	31.463	<b>14.142</b>	27.775	<b>21.825</b>	1'35.205	<b>288,8</b>	14:11'42.921
8	31.352	14.191	27.621	21.990	1'35.154	283,5	14:13'18.075
9	31.401	14.243	27.828	22.108	1'35.580	284,2	14:14'53.655
10	31.438	14.274	<b>27.512</b>	21.929	1'35.153	280,5	14:16'28.808
11	31.293	14.312	27.689	21.982	1'35.276	286,5	14:18'04.084
12	31.332	14.210	27.714	21.941	1'35.197	282,0	14:19'39.281
13	<b>31.199</b>	14.307	27.619	22.055	1'35.180	282,0	14:21'14.461
14	31.276	14.231	27.592	21.943	<b>1'35.042</b>	282,0	14:22'49.503
15	31.314	14.274	28.079	22.015	1'35.682	282,0	14:24'25.185
16	31.461	14.213	27.675	22.029	1'35.378	283,5	14:26'00.563
17	31.408	14.313	27.616	21.924	1'35.261	279,1	14:27'35.824
18	31.463	14.228	27.642	22.118	1'35.451	284,2	14:29'11.275
19	31.421	14.170	27.866	22.182	1'35.639	284,2	14:30'46.914
20	31.314	14.242	27.643	22.051	1'35.250	283,5	14:32'22.164
21	31.485	14.252	27.940	22.294	1'35.971	282,7	14:33'58.135

Race Time 33'31.824

9° 9 D. PETRUCCI (1'35.144)							
Lap	Seg.1	Seg.2	Seg.3	Seg.4	Lap Time	km/h	Local Time
1		14.356	28.457	22.248	1'41.957	<b>291,9</b>	14:02'08.268
2	31.763	14.330	28.067	22.069	1'36.229	285,0	14:03'44.497
3	31.620	14.310	27.848	21.969	1'35.747	288,0	14:05'20.244
4	31.527	14.273	27.826	21.989	1'35.615	288,0	14:06'55.859
5	31.684	14.240	27.938	22.052	1'35.914	287,2	14:08'31.773
6	31.731	14.320	27.781	21.887	1'35.719	288,0	14:10'07.492
7	31.546	14.292	28.034	21.903	1'35.775	286,5	14:11'43.267
8	31.586	14.272	27.733	21.869	1'35.460	290,3	14:13'18.727
9	31.525	14.178	27.698	21.893	1'35.294	290,3	14:14'54.021
10	31.620	14.243	27.821	<b>21.788</b>	1'35.472	290,3	14:16'29.493
11	31.490	14.206	27.768	22.023	1'35.487	287,2	14:18'04.980
12	31.544	14.198	27.696	21.820	1'35.258	290,3	14:19'40.238
13	31.461	14.186	27.777	22.013	1'35.437	286,5	14:21'15.675
14	<b>31.435</b>	<b>14.115</b>	<b>27.662</b>	21.932	<b>1'35.144</b>	288,0	14:22'50.819
15	31.622	14.253	27.863	21.991	1'35.729	288,8	14:24'26.548
16	31.471	14.215	27.823	21.959	1'35.468	289,5	14:26'02.016
17	31.572	14.219	27.833	21.976	1'35.600	285,0	14:27'37.616
18	31.606	14.344	27.878	22.047	1'35.875	284,2	14:29'13.491
19	31.550	14.259	27.943	22.207	1'35.959	288,0	14:30'49.450
20	31.758	14.327	28.009	22.294	1'36.388	286,5	14:32'25.838
21	31.606	14.148	28.141	22.257	1'36.152	289,5	14:34'01.990

Race Time 33'35.679

10° 45 S. REDDING (1'34.931)							
Lap	Seg.1	Seg.2	Seg.3	Seg.4	Lap Time	km/h	Local Time
1		14.224	<b>27.530</b>	<b>21.725</b>	1'39.700	289,5	14:02'06.011
2	31.381	14.164	27.559	21.827	<b>1'34.931</b>	<b>291,1</b>	14:03'40.942
3	31.640	14.371	27.737	21.990	1'35.738	290,3	14:05'16.680
4	31.465	14.169	27.743	21.884	1'35.261	288,8	14:06'51.941
5	31.385	14.200	27.713	21.858	1'35.156	289,5	14:08'27.097
6	31.441	14.145	27.630	21.790	1'35.006	288,0	14:10'02.103
7	<b>31.360</b>	14.188	27.645	21.810	1'35.003	288,8	14:11'37.106
8	31.493	14.188	27.663	21.737	1'35.081	288,0	14:13'12.187
9	31.527	14.186	27.704	21.796	1'35.213	286,5	14:14'47.400
10	31.388	<b>14.141</b>	27.769	21.835	1'35.133	288,0	14:16'22.533
11	32.023	14.199	27.759	21.986	1'35.967	288,0	14:17'58.500
12	31.478	14.368	27.747	22.061	1'35.654	288,8	14:19'34.154
13	31.419	14.199	27.789	22.015	1'35.422	289,5	14:21'09.576
14	31.453	14.231	27.769	21.956	1'35.409	287,2	14:22'44.985
15	31.518	14.284	27.844	22.055	1'35.701	288,0	14:24'20.686
16	31.670	14.233	27.868	22.365	1'36.136	288,0	14:25'56.822
17	31.793	14.345	28.072	22.345	1'36.555	288,0	14:27'33.377
18	31.959	14.243	28.154	22.469	1'36.825	289,5	14:29'10.202
19	32.108	14.332	28.326	22.287	1'37.053	287,2	14:30'47.255
20	32.159	14.342	28.561	22.435	1'37.497	288,0	14:32'24.752
21	32.086	14.319	28.434	22.658	1'37.497	288,8	14:34'02.249

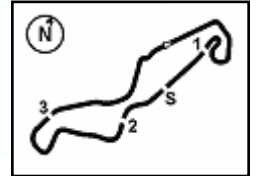
Race Time 33'35.938

11° 97 X. VIERGE (1'35.324)							
Lap	Seg.1	Seg.2	Seg.3	Seg.4	Lap Time	km/h	Local Time
1		14.365	27.825	22.115	1'41.590	<b>297,5</b>	14:02'07.901
2	31.488	14.319	<b>27.663</b>	22.057	1'35.527	288,8	14:03'43.428
3	31.352	14.304	27.677	22.038	1'35.371	291,9	14:05'18.799
4	31.537	14.301	27.817	23.846	1'37.501	294,3	14:06'56.300
5	31.674	14.290	27.841	22.239	1'36.044	295,9	14:08'32.344
6	31.601	14.439	27.967	22.033	1'36.040	295,1	14:10'08.384
7	31.765	14.299	27.771	22.214	1'36.049	296,7	14:11'44.433
8	31.266	14.236	27.783	22.111	1'35.396	293,5	14:13'19.829
9	31.255	<b>14.187</b>	27.727	22.187	1'35.356	292,7	14:14'55.185
10	31.362	14.235	27.730	<b>21.997</b>	<b>1'35.324</b>	292,7	14:16'30.509

22/04/2023 P = Pits In/Out - C = Lap Time Cancelled

These data/results cannot be reproduced, stored and/or transmitted in whole or in part by any manner of electronic, mechanical, photocopying, recording, broadcasting or otherwise now known or herein after developed without the previous express consent by the copyright owner, except for reproduction in daily press and regular printed publications on sale to the public within 60 days of the event related to those data/results and always provided that copyright symbol appears together as follows below.

© DORNA WSBK ORGANIZATION Srl 2023



TT Circuit Assen 4.542 m

## Pirelli Dutch Round, 21-23 April 2023

### Chronological Analysis Race 1

Start at 14:00'26.311

3 / 5

11	31.399	14.226	27.831	22.115	1'35.571	293,5	14:18'06.080	2	31.520	14.491	27.751	22.159	1'35.921	288,8	14:03'45.823
12	<b>31.250</b>	14.259	27.831	22.031	1'35.371	293,5	14:19'41.451	3	31.965	14.579	27.788	22.039	1'36.371	285,0	14:05'22.194
13	31.294	14.249	27.903	22.263	1'35.709	293,5	14:21'17.160	4	31.561	14.317	27.843	22.128	1'35.849	291,9	14:06'58.043
14	31.351	14.244	27.783	22.268	1'35.646	290,3	14:22'52.806	5	31.837	14.481	27.863	21.991	1'36.172	<b>294,3</b>	14:08'34.215
15	31.413	14.267	27.839	22.245	1'35.764	291,1	14:24'28.570	6	31.868	14.347	27.959	22.165	1'36.339	291,9	14:10'10.554
16	31.375	14.268	27.862	22.262	1'35.767	292,7	14:26'04.337	7	31.748	14.415	28.247	22.459	1'36.869	291,1	14:11'47.423
17	31.422	14.263	27.873	22.350	1'35.908	291,1	14:27'40.245	8	31.778	14.240	27.761	22.591	1'35.700	288,8	14:13'23.123
18	31.415	14.356	28.089	22.331	1'36.191	291,1	14:29'16.436	9	31.438	14.346	27.818	22.009	1'35.611	288,0	14:14'58.734
19	31.481	14.332	28.114	22.398	1'36.325	290,3	14:30'52.761	10	<b>31.367</b>	14.269	<b>27.749</b>	22.043	<b>1'35.428</b>	288,0	14:16'34.162
20	31.583	14.525	28.225	22.510	1'36.843	291,1	14:32'29.604	11	31.447	14.265	27.784	21.955	1'35.451	290,3	14:18'09.613
21	31.627	14.397	28.135	22.422	1'36.581	290,3	14:34'06.185	12	31.435	14.304	27.806	22.055	1'35.600	290,3	14:19'45.213

Race Time 33'39.874

#### 12° 31 G. GERLOFF (1'35.134)

Lap	Seg1	Seg2	Seg3	Seg4	Lap Time	km/h	Local Time
1		14.574	27.966	22.279	1'43.281	289,5	14:02'09.592
2	31.599	14.394	27.787	22.271	1'36.051	288,8	14:03'45.643
3	31.961	14.289	27.819	22.154	1'36.223	290,3	14:05'21.866
4	31.735	14.216	27.828	22.307	1'36.086	291,1	14:06'57.952
5	31.837	14.305	27.858	22.134	1'36.134	<b>294,3</b>	14:08'34.086
6	31.830	14.309	28.050	22.160	1'36.349	286,5	14:10'10.435
7	31.750	14.382	28.068	22.550	1'36.750	289,5	14:11'47.185
8	31.451	14.168	27.845	22.081	1'35.545	291,9	14:13'22.730
9	31.389	14.222	27.803	22.148	1'35.562	290,3	14:14'58.292
10	31.358	14.132	27.916	22.067	1'35.473	290,3	14:16'33.765
11	31.402	14.151	27.992	22.102	1'35.647	291,1	14:18'09.412
12	31.392	14.187	27.803	22.012	1'35.394	291,1	14:19'44.806
13	<b>31.280</b>	<b>14.118</b>	<b>27.771</b>	<b>21.965</b>	<b>1'35.134</b>	291,9	14:21'19.940
14	31.396	14.307	27.832	22.174	1'35.709	284,2	14:22'55.649
15	31.507	14.309	28.009	22.191	1'36.016	288,8	14:24'31.665
16	31.406	14.326	27.941	22.332	1'36.005	288,8	14:26'07.670
17	31.690	14.323	27.994	22.115	1'36.122	287,2	14:27'43.792
18	31.544	14.302	28.008	22.441	1'36.295	290,3	14:29'20.087
19	31.418	14.210	28.060	22.052	1'35.740	287,2	14:30'55.827
20	31.447	14.158	28.090	22.115	1'35.810	291,9	14:32'31.637
21	31.546	14.399	28.218	22.015	1'36.178	290,3	14:34'07.815

Race Time 33'41.504

#### 13° 60 M. VAN DER MARK (1'35.411)

Lap	Seg1	Seg2	Seg3	Seg4	Lap Time	km/h	Local Time
1		14.433	27.933	22.414	1'42.465	<b>290,3</b>	14:02'08.776
2	31.687	14.437	27.887	22.406	1'36.417	289,5	14:03'45.193
3	31.556	14.392	<b>27.769</b>	21.928	1'35.645	288,0	14:05'20.838
4	31.480	14.286	27.897	22.023	1'35.686	284,2	14:06'56.524
5	31.612	14.300	27.851	22.119	1'35.882	289,5	14:08'32.406
6	31.738	<b>14.254</b>	28.240	21.954	1'36.186	288,0	14:10'08.592
7	31.612	14.379	27.930	22.174	1'36.095	289,5	14:11'44.687
8	31.506	14.255	27.775	21.875	<b>1'35.411</b>	288,0	14:13'20.098
9	31.510	14.305	27.911	22.105	1'35.831	287,2	14:14'55.929
10	31.474	14.274	27.973	22.182	1'35.903	286,5	14:16'31.832
11	31.515	14.339	27.943	<b>21.866</b>	1'35.663	280,5	14:18'07.495
12	<b>31.436</b>	14.316	27.866	22.035	1'35.653	288,0	14:19'43.148
13	31.586	14.394	27.988	21.939	1'35.907	285,0	14:21'19.055
14	31.547	14.327	27.971	22.218	1'36.063	285,7	14:22'55.118
15	31.674	14.416	28.105	22.047	1'36.242	282,7	14:24'31.360
16	31.524	14.322	27.956	22.165	1'35.967	289,5	14:26'07.327
17	31.538	14.337	27.926	21.923	1'35.724	285,7	14:27'43.051
18	31.545	14.356	28.048	22.017	1'35.966	285,0	14:29'19.017
19	31.538	14.357	28.175	22.084	1'36.154	283,5	14:30'55.171
20	31.656	14.387	28.234	21.985	1'36.262	283,5	14:32'31.433
21	31.591	14.439	28.651	21.888	1'36.569	286,5	14:34'08.002

Race Time 33'41.691

#### 14° 5 P. OETTL (1'35.428)

Lap	Seg1	Seg2	Seg3	Seg4	Lap Time	km/h	Local Time
1		14.502	27.914	23.323	1'43.591	290,3	14:02'09.902

13	31.494	<b>14.224</b>	27.788	21.964	1'35.470	290,3	14:21'20.683
14	31.418	14.259	27.838	21.981	1'35.496	287,2	14:22'56.179
15	31.529	14.301	27.824	22.086	1'35.740	289,5	14:24'31.919
16	31.541	14.301	27.929	22.081	1'35.852	288,8	14:26'07.771
17	31.772	14.342	27.942	22.158	1'36.214	290,3	14:27'43.985
18	31.670	14.329	27.958	22.277	1'36.234	288,8	14:29'20.219
19	31.638	14.344	27.985	22.121	1'36.088	286,5	14:30'56.307
20	31.684	14.313	28.099	22.117	1'36.213	287,2	14:32'32.520
21	31.762	14.344	28.270	22.375	1'36.751	283,5	14:34'09.271

Race Time 33'42.960

#### 15° 21 M. RINALDI (1'35.455)

Lap	Seg1	Seg2	Seg3	Seg4	Lap Time	km/h	Local Time
1		14.242	27.993	22.029	1'41.326	<b>296,7</b>	14:02'07.637
2	31.606	14.221	27.688	<b>21.940</b>	<b>1'35.455</b>	288,8	14:03'43.092
3	31.550	14.298	<b>27.642</b>	22.072	1'35.562	289,5	14:05'18.654
4	31.577	14.512	27.847	22.679	1'36.615	288,8	14:06'55.269
5	31.922	14.341	27.781	22.317	1'36.361	288,0	14:08'31.630
6	31.950	14.391	28.112	22.153	1'36.606	288,8	14:10'08.236
7	31.737	14.362	27.747	22.549	1'36.395	289,5	14:11'44.631
8	31.974	14.351	27.843	22.251	1'36.419	291,1	14:13'21.050
9	31.658	14.255	27.783	22.249	1'35.945	289,5	14:14'56.995
10	31.709	14.222	27.771	22.180	1'35.882	289,5	14:16'32.877
11	31.555	14.229	27.681	22.158	1'35.623	290,3	14:18'08.500
12	31.500	14.228	27.734	22.211	1'35.673	290,3	14:19'44.173
13	<b>31.438</b>	14.182	27.742	22.203	1'35.565	291,1	14:21'19.738
14	31.495	<b>14.166</b>	27.663	22.291	1'35.615	291,1	14:22'55.353
15	31.625	14.229	27.833	22.203	1'35.890	288,8	14:24'31.243
16	31.508	14.317	27.873	22.577	1'36.275	288,8	14:26'07.518
17	31.729	14.320	27.910	22.101	1'36.060	288,8	14:27'43.578
18	31.582	14.342	27.910	22.741	1'36.575	288,0	14:29'20.153
19	32.157	14.398	27.988	22.625	1'37.168	288,0	14:30'57.321
20	31.670	14.334	28.057	22.441	1'36.502	290,3	14:32'33.823
21	31.915	14.429	28.193	22.626	1'37.163	288,8	14:34'10.986

Race Time 33'44.675

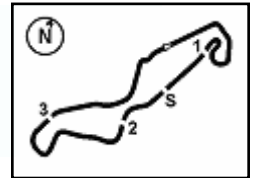
#### 16° 34 L. BALDASSARRI (1'36.099)

Lap	Seg1	Seg2	Seg3	Seg4	Lap Time	km/h	Local Time
1		14.456	<b>27.848</b>	22.354	1'42.956	<b>285,7</b>	14:02'09.267
2	31.755	14.332	27.896	22.302	1'36.285	<b>285,7</b>	14:03'45.552
3	32.001	14.526	27.871	22.169	1'36.567	281,3	14:05'22.119
4	31.947	14.422	27.947	22.115	1'36.431	283,5	14:06'58.550
5	31.684	14.427	27.949	22.039	<b>1'36.099</b>	282,7	14:08'34.649
6	31.829	14.433	28.012	22.259	1'36.533	281,3	14:10'11.182
7	<b>31.644</b>	14.627	28.001	22.032	1'36.304	281,3	14:11'47.486
8	32.068	14.704	28.050	22.036	1'36.858	279,8	14:13'24.344
9	31.761	14.430	27.976	22.073	1'36.240	279,8	14:15'00.584
10	31.852	14.434	28.011	21.990	1'36.287	281,3	14:16'36.871
11	31.882	14.497	27.860	<b>21.959</b>	1'36.198	277,6	14:18'13.069
12	31.793	14.459	28.056	22.167	1'36.475	279,1	14:19'49.544
13	31.726	14.405	28.045	22.114	1'36.290	279,1	14:21'25.834
14	31.761	14.503	28.085	22.024	1'36.373	276,9	14:23'02.207
15	31.790	14.368	28.082	22.137	1'36.377	276,2	14:24'38.584
16	31.864	14.476	28.096	22.212	1'36.648	276,2	14:26'15.232

22/04/2023

P = Pits In/Out - C = Lap Time Cancelled

These



TT Circuit Assen 4.542 m

## Pirelli Dutch Round, 21-23 April 2023

### Chronological Analysis Race 1

Start at 14:00'26.311

4 / 5

17	31.946	14.526	28.028	22.289	1'36.789	275,5	14:27'52.021	8	31.876	<b>14.475</b>	28.113	22.391	1'36.855	282,0	14:13'33.011
18	31.930	14.441	28.120	22.437	1'36.928	277,6	14:29'28.949	9	31.828	14.480	28.122	22.375	1'36.805	279,8	14:15'09.816
19	31.909	14.439	28.090	22.121	1'36.559	276,9	14:31'05.508	10	31.799	14.630	28.363	22.983	1'37.775	282,0	14:16'47.591
20	31.797	14.450	28.057	22.302	1'36.606	278,4	14:32'42.114	11	32.021	14.502	28.335	22.587	1'37.445	284,2	14:18'25.036
21	31.821	<b>14.308</b>	28.269	22.264	1'36.662	281,3	14:34'18.776	12	31.897	14.537	28.397	22.605	1'37.436	285,7	14:20'02.472
Race Time 33'52.465															

17° 76 L. BAZ (1'36.063)							
Lap	Seg1	Seg2	Seg3	Seg4	Lap Time	km/h	Local Time
1		14.473	27.991	22.377	1'42.227	<b>291,1</b>	14:02'08.538
2	31.616	14.495	28.023	22.607	1'36.741	285,0	14:03'45.279
3	32.012	14.334	<b>27.868</b>	22.192	1'36.406	288,0	14:05'21.685
4	<b>31.578</b>	14.250	27.966	22.269	<b>1'36.063</b>	287,2	14:06'57.748
5	31.670	14.305	28.015	22.143	1'36.133	289,5	14:08'33.881
6	31.852	14.277	28.142	22.150	1'36.421	285,7	14:10'10.302
7	31.708	14.459	28.395	22.527	1'37.089	287,2	14:11'47.391
8	32.287	14.350	27.940	<b>21.912</b>	1'36.489	288,8	14:13'23.880
9	31.780	<b>14.233</b>	27.996	22.324	1'36.333	288,8	14:15'00.213
10	31.723	14.243	28.180	22.244	1'36.390	285,7	14:16'36.603
11	31.764	14.377	28.100	22.148	1'36.389	284,2	14:18'12.992
12	31.645	14.381	28.245	22.156	1'36.427	283,5	14:19'49.419
13	31.614	14.294	28.263	22.125	1'36.296	283,5	14:21'25.715
14	31.661	14.347	28.201	22.144	1'36.353	283,5	14:23'02.068
15	31.711	14.361	28.192	22.167	1'36.431	282,7	14:24'38.499
16	31.764	14.456	28.172	22.268	1'36.660	282,7	14:26'15.159
17	31.816	14.388	28.222	22.358	1'36.784	281,3	14:27'51.943
18	31.791	14.339	28.304	22.416	1'36.850	283,5	14:29'28.793
19	31.712	14.349	28.265	22.302	1'36.628	281,3	14:31'05.421
20	31.670	14.347	28.257	22.337	1'36.611	282,7	14:32'42.032
21	31.708	14.313	28.560	22.289	1'36.870	282,7	14:34'18.902
Race Time 33'52.591							

18° 28 B. RAY (1'35.970)							
Lap	Seg1	Seg2	Seg3	Seg4	Lap Time	km/h	Local Time
1		14.329	27.951	22.448	1'42.856	<b>288,0</b>	14:02'09.167
2	31.625	14.333	27.914	22.275	1'36.147	283,5	14:03'45.314
3	31.749	14.352	<b>27.881</b>	22.177	1'36.159	283,5	14:05'21.473
4	31.582	14.319	27.910	22.248	1'36.059	282,0	14:06'57.532
5	<b>31.540</b>	14.414	27.946	<b>22.070</b>	<b>1'35.970</b>	282,7	14:08'33.502
6	31.843	14.418	28.127	22.138	1'36.526	280,5	14:10'10.028
7	31.755	14.515	28.097	22.940	1'37.307	280,5	14:11'47.335
8	31.764	14.547	27.986	22.101	1'36.398	279,8	14:13'23.733
9	31.611	14.340	28.006	22.857	1'36.814	284,2	14:15'00.547
10	32.252	<b>14.312</b>	28.120	22.266	1'36.950	284,2	14:16'37.497
11	31.927	14.412	28.133	22.379	1'36.851	282,7	14:18'14.348
12	31.771	14.450	28.082	22.287	1'36.590	282,0	14:19'50.938
13	31.750	14.406	28.130	22.249	1'36.535	282,0	14:21'27.473
14	31.639	14.627	28.147	22.346	1'36.759	279,1	14:23'04.232
15	31.787	14.659	28.302	22.593	1'37.341	277,6	14:24'41.573
16	32.111	14.605	28.382	22.631	1'37.729	278,4	14:26'19.302
17	32.124	14.597	28.518	22.613	1'37.852	277,6	14:27'57.154
18	32.154	14.722	28.543	22.804	1'38.223	276,9	14:29'35.377
19	32.242	14.771	28.612	22.813	1'38.438	277,6	14:31'13.815
20	32.220	14.684	28.546	22.659	1'38.109	276,9	14:32'51.924
21	32.561	14.806	29.002	23.236	1'39.605	277,6	14:34'31.529
Race Time 34'05.218							

19° 35 H. SYAHRIN (1'36.708)							
Lap	Seg1	Seg2	Seg3	Seg4	Lap Time	km/h	Local Time
1		14.783	28.201	22.750	1'44.574	<b>291,1</b>	14:02'10.885
2	32.301	14.778	28.737	22.998	1'38.814	276,9	14:03'49.689
3	32.047	14.601	28.370	22.905	1'37.923	281,3	14:05'27.622
4	31.964	14.534	28.126	22.397	1'37.021	280,5	14:07'04.643
5	31.966	14.562	28.180	22.508	1'37.216	282,7	14:08'41.859
6	32.018	14.660	28.170	22.434	1'37.282	278,4	14:10'19.141
7	31.919	14.607	28.115	22.374	1'37.015	281,3	14:11'56.156

20° 52 O. KONIG (1'36.669)							
Lap	Seg1	Seg2	Seg3	Seg4	Lap Time	km/h	Local Time
1		14.894	28.332	22.600	1'44.744	282,7	14:02'11.055
2	32.336	14.734	28.682	23.295	1'39.047	285,7	14:03'50.102
3	32.228	14.586	28.386	22.529	1'37.729	280,5	14:05'27.831
4	32.007	14.549	28.269	22.537	1'37.362	281,3	14:07'05.193
5	31.904	14.491	28.161	22.414	1'36.970	<b>286,5</b>	14:08'42.163
6	31.871	14.605	28.220	22.440	1'37.136	277,6	14:10'19.299
7	31.909	14.460	28.513	22.357	1'37.239	279,1	14:11'56.538
8	31.770	14.535	28.179	<b>22.325</b>	1'36.809	282,0	14:13'33.347
9	<b>31.709</b>	<b>14.412</b>	28.138	22.410	<b>1'36.669</b>	283,5	14:15'10.016
10	31.720	14.641	28.314	22.804	1'37.479	281,3	14:16'47.495
11	31.788	14.693	28.290	22.548	1'37.319	279,1	14:18'24.814
12	31.845	14.670	28.397	22.647	1'37.559	278,4	14:20'02.373
13	32.251	14.554	28.108	22.375	1'37.288	278,4	14:21'39.661
14	31.787	14.495	28.190	22.425	1'36.897	281,3	14:23'16.558
15	31.772	14.551	<b>28.097</b>	22.522	1'36.942	281,3	14:24'53.500
16	31.728	14.489	28.148	22.474	1'36.839	283,5	14:26'30.339
17	31.785	14.448	28.206	22.528	1'36.967	277,6	14:28'07.306
18	31.833	14.584	28.194	22.457	1'37.068	279,8	14:29'44.374
19	31.805	14.539	28.234	22.434	1'37.012	279,1	14:31'21.386
20	31.997	14.584	28.278	22.593	1'37.452	279,8	14:32'58.838
21	32.021	14.602	28.316	22.716	1'37.655	278,4	14:34'36.493
Race Time 34'10.182							

21° 51 E. GRANADO (1'37.264)							
Lap	Seg1	Seg2	Seg3	Seg4	Lap Time	km/h	Local Time
1		14.779	28.366	22.621	1'44.895	<b>288,0</b>	14:02'11.206
2	32.323	14.668	28.697	23.033	1'38.721	283,5	14:03'49.927
3	32.021	<b>14.566</b>	28.039	23.764	1'38.390	281,3	14:05'28.317
4	32.745	14.690	28.115	22.649	1'38.199	284,2	14:07'06.516
5	32.069	14.626	<b>27.964</b>	22.605	<b>1'37.264</b>	284,2	14:08'43.780
6	32.226	14.704	28.073	22.571	1'37.574	278,4	14:10'21.354
7	31.994	14.705	28.129	<b>22.463</b>	1'37.291	279,1	14:11'58.645
8	32.902	14.664	28.284	22.616	1'38.466	282,7	14:13'37.111
9	32.181	14.637	28.256	22.788	1'37.862	278,4	14:15'14.973
10	31.922	14.625	28.112	22.607	1'37.266	282,0	14:16'52.239
11	32.031	14.708	28.210	22.586	1'37.535	279,8	14:18'29.774
12	31.904	14.734	28.137	22.571	1'37.346	277,6	14:20'07.120
13	<b>31.848</b>	14.650	28.287	22.585	1'37.370	276,2	14:21'44.490
14	31.892	14.653	28.258	22.621	1'37.424	277,6	14:23'21.914
15	32.212	14.697	28.232	22.770	1'37.911	276,9	14:24'59.825
16	32.006	14.663	28.200	22.749	1'37.618	277,6	14:26'37.443
17	32.016	14.740	28.163	22.681	1'37.600	276,9	14:28'15.043
18	31.974	14.647	28.273	22.645	1'37.539	276,9	14:29'52.582
19	31.978	14.752	28.161	22.522	1'37.413	274,8	14:31'29.995
20	31.951	14.660	28.254	22.513	1'37.378	276,2	14:33'07.373
21	32.054	14.690	28.284	22.684	1'37.712	279,8	14:34'45.085
Race Time 34'18.774							

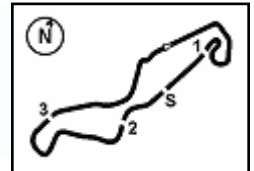
22/04/2023

P = Pits In/Out - C = Lap Time Cancelled

These data/results cannot be reproduced, stored and/or transmitted in whole or in part by any manner of electronic, mechanical, photocopying, recording, broadcasting or otherwise now known or herein after developed without the previous express consent by the copyright owner, except for reproduction in daily press and regular printed publications on sale to the public within 60 days of the event related to those data/results and always provided that copyright symbol appears together as follows below.

© DORNA WSBK ORGANIZATION Srl 2023





## Pirelli Dutch Round, 21-23 April 2023

### Chronological Analysis Race 1

Start at 14:00'26.311

5 / 5

22° 16 G. RUIU [1'37.264]								RET 7 I. LECUONA [1'35.122]							
Lap	Seg.1	Seg.2	Seg.3	Seg.4	Lap Time	km/h	Local Time	Lap	Seg.1	Seg.2	Seg.3	Seg.4	Lap Time	km/h	Local Time
1		14.819	28.416	22.826	1'45.279	285,0	14:02'11.590	1		14.425	27.956	22.485	1'42.411	296,7	14:02'08.722
2	32.180	14.555	28.712	23.195	1'38.642	281,3	14:03'50.232	2	31.531	14.226	27.825	21.851	1'35.433	295,1	14:03'44.155
3	32.521	14.818	28.284	22.514	1'38.137	273,4	14:05'28.369	3	31.254	14.289	27.587	21.992	1'35.122	291,9	14:05'19.277
4	32.307	14.531	28.301	22.525	1'37.664	277,6	14:07'06.033	4	31.260	14.322	27.818	22.584	1'35.984	292,7	14:06'55.261
5	32.142	14.565	28.324	22.591	1'37.622	278,4	14:08'43.655	5	31.684	14.405	27.658	22.092	1'35.839	286,5	14:08'31.100
6	32.525	14.718	28.294	22.469	1'38.006	280,5	14:10'21.661								
7	32.128	14.634	28.195	22.412	1'37.369	278,4	14:11'59.030								
8	32.261	14.696	28.393	22.627	1'37.977	275,5	14:13'37.007								
9	32.551	14.608	28.369	22.647	1'38.175	279,8	14:15'15.182								
10	32.077	14.616	28.364	22.694	1'37.751	276,9	14:16'52.933								
11	32.346	14.628	28.342	22.510	1'37.826	278,4	14:18'30.759								
12	31.996	14.564	28.218	22.486	1'37.264	276,9	14:20'08.023								
13	31.907	14.657	28.303	22.533	1'37.400	278,4	14:21'45.423								
14	31.860	14.597	28.238	22.699	1'37.394	275,5	14:23'22.817								
15	32.062	14.644	28.314	22.477	1'37.497	276,9	14:25'00.314								
16	32.030	14.652	28.349	22.412	1'37.443	281,3	14:26'37.757								
17	32.044	14.813	28.295	22.424	1'37.576	274,8	14:28'15.333								
18	32.066	14.639	28.267	22.566	1'37.538	278,4	14:29'52.871								
19	32.153	14.721	28.294	22.401	1'37.569	274,1	14:31'30.440								
20	32.073	14.557	28.271	22.498	1'37.399	276,9	14:33'07.839								
21	32.102	14.523	28.356	22.565	1'37.546	279,1	14:34'45.385								

Race Time 34'19.074

23° 32 I. VINALES [1'37.329]							
Lap	Seg.1	Seg.2	Seg.3	Seg.4	Lap Time	km/h	Local Time
1		14.861	28.209	23.085	1'45.609	280,5	14:02'11.920
2	32.184	14.774	28.299	23.171	1'38.428	276,9	14:03'50.348
3	32.316	14.769	28.206	22.587	1'37.878	275,5	14:05'28.226
4	32.347	14.880	28.266	22.603	1'38.096	266,7	14:07'06.322
5	32.108	14.964	28.211	22.609	1'37.892	270,0	14:08'44.214
6	32.124	14.789	28.184	22.703	1'37.800	276,9	14:10'22.014
7	32.138	14.734	28.211	22.559	1'37.642	275,5	14:11'59.656
8	32.146	14.721	28.337	22.603	1'37.807	278,4	14:13'37.463
9	32.245	14.696	28.214	22.768	1'37.923	277,6	14:15'15.386
10	32.064	14.743	28.153	22.521	1'37.481	282,7	14:16'52.867
11	32.321	14.879	28.367	22.555	1'38.122	273,4	14:18'30.989
12	31.957	14.676	28.146	22.574	1'37.353	277,6	14:20'08.342
13	31.972	14.649	28.160	22.548	1'37.329	276,2	14:21'45.671
14	31.942	14.820	28.359	22.870	1'37.991	272,7	14:23'23.662
15	32.275	14.876	28.377	22.952	1'38.480	270,0	14:25'02.142
16	32.283	14.998	28.486	23.014	1'38.781	270,7	14:26'40.923
17	32.313	14.944	28.513	23.133	1'38.903	270,7	14:28'19.826
18	32.518	15.062	28.667	23.121	1'39.368	268,7	14:29'59.194
19	32.846	15.099	28.699	23.119	1'39.763	269,3	14:31'38.957
20	32.447	15.100	28.925	23.100	1'39.572	271,4	14:33'18.529
21	32.536	15.099	28.841	23.220	1'39.696	271,4	14:34'58.225

Race Time 34'31.914

RET 66 T. SYKES [1'36.304]							
Lap	Seg.1	Seg.2	Seg.3	Seg.4	Lap Time	km/h	Local Time
1		14.774	28.275	22.786	1'44.424	282,0	14:02'10.735
2	32.238	14.783	28.787	23.244	1'39.052	274,8	14:03'49.787
3	37.282	30.333	29.274	22.510	1'59.399	228,8	14:05'49.186
4	31.841	14.452	28.195	22.449	1'36.937	276,2	14:07'26.123
5	31.800	15.551	35.921	22.633	1'45.905	262,8	14:09'12.028
6	33.220	14.981	28.745	22.554	1'39.500	261,5	14:10'51.528
7	31.777	14.470	27.889	22.406	1'36.542	277,6	14:12'28.070
8	32.266	16.566	35.272	22.667	1'46.771	250,0	14:14'14.841
9	31.731	14.436	27.862	22.275	1'36.304	276,9	14:15'51.145
10	31.746	14.445	27.984	23.479	1'37.654	278,4	14:17'28.799
11	40.396	16.383	32.567	32.605	2'01.951P	244,3	14:19'30.750

Race Time 19'04.439

22/04/2023

P = Pits In/Out - C = Lap Time Cancelled

These data/results cannot be reproduced, stored and/or transmitted in whole or in part by any manner of electronic, mechanical, photocopying, recording, broadcasting or otherwise now known or herein after developed without the previous express consent by the copyright owner, except for reproduction in daily press and regular printed publications on sale to the public within 60 days of the event related to those data/results and always provided that copyright symbol appears together as follows below.

© DORNA WSBK ORGANIZATION Srl 2023