

Pirelli Dutch Round, 21-23 April 2023

Chronological Analysis Race 2

TT Circuit Assen 4.542 m

Start at 14:00'21.130

1 / 5

1° 1 A. BAUTISTA (1'34.133)							
Lap	Seg1	Seg2	Seg3	Seg4	Lap Time	km/h	Local Time
1		14.237	27.422	21.838	1'38.849	285,0	14:01'59.979
2	31.230	14.197	27.385	21.746	1'34.558	285,7	14:03'34.537
3	31.233	14.185	27.895	21.801	1'35.114	285,7	14:05'09.651
4	31.177	14.150	27.858	21.992	1'35.177	285,7	14:06'44.828
5	31.261	14.108	27.476	21.813	1'34.658	285,7	14:08'19.486
6	31.085	14.066	27.463	21.696	1'34.310	287,2	14:09'53.796
7	31.129	14.175	27.443	21.767	1'34.514	286,5	14:11'28.310
8	30.976	14.073	27.367	21.717	1'34.133	288,0	14:13'02.443
9	31.017	14.084	27.473	21.745	1'34.319	286,5	14:14'36.762
10	31.163	14.054	27.521	21.927	1'34.665	288,8	14:16'11.427
11	31.142	14.132	27.429	21.843	1'34.546	288,0	14:17'45.973
12	31.162	14.044	27.468	21.795	1'34.469	288,0	14:19'20.442
13	31.146	14.167	27.454	21.863	1'34.630	288,8	14:20'55.072
14	31.185	14.138	27.484	21.955	1'34.762	288,0	14:22'29.834
15	31.198	14.161	27.529	21.804	1'34.692	287,2	14:24'04.526
16	31.201	14.103	27.555	21.902	1'34.761	288,8	14:25'39.287
17	31.194	14.064	27.600	21.807	1'34.665	289,5	14:27'13.952
18	31.229	14.061	27.655	21.890	1'34.835	289,5	14:28'48.787
19	31.240	14.108	27.661	22.109	1'35.118	288,8	14:30'23.905
20	31.403	14.121	27.808	22.048	1'35.380	288,8	14:31'59.285
21	31.617	14.209	27.937	22.642	1'36.405	287,2	14:33'35.690

Race Time 33'14.560

14	31.171	14.141	27.769	21.869	1'34.950	282,7	14:22'35.902
15	31.206	14.177	27.812	21.875	1'35.070	282,7	14:24'10.972
16	31.325	14.206	27.821	21.888	1'35.240	282,7	14:25'46.212
17	31.380	14.191	27.943	21.901	1'35.415	283,5	14:27'21.627
18	31.273	14.220	27.834	21.815	1'35.142	283,5	14:28'56.769
19	31.443	14.217	27.858	21.910	1'35.428	283,5	14:30'32.197
20	31.458	14.199	27.984	21.829	1'35.470	284,2	14:32'07.667
21	31.303	14.223	27.954	21.959	1'35.439	283,5	14:33'43.106

Race Time 33'21.976

2° 54 T. RAZGATLIOGLU (1'34.304)							
Lap	Seg1	Seg2	Seg3	Seg4	Lap Time	km/h	Local Time
1		14.230	27.397	21.780	1'38.931	282,7	14:02'00.061
2	31.408	14.205	27.480	21.651	1'34.744	282,7	14:03'34.805
3	31.107	14.072	28.184	21.830	1'35.193	283,5	14:05'09.998
4	31.219	14.102	27.679	22.026	1'35.026	285,7	14:06'45.024
5	31.238	14.152	27.629	21.640	1'34.659	284,2	14:08'19.683
6	31.066	14.100	27.502	21.636	1'34.304	284,2	14:09'53.987
7	31.198	14.133	27.556	21.678	1'34.565	282,7	14:11'28.552
8	31.186	14.204	27.633	21.802	1'34.825	282,7	14:13'03.377
9	31.182	14.177	27.680	21.872	1'34.911	282,7	14:14'38.288
10	31.198	14.206	27.698	21.884	1'34.986	282,0	14:16'13.274
11	31.191	14.180	27.703	21.782	1'34.856	283,5	14:17'48.130
12	31.107	14.258	27.937	21.770	1'35.072	281,3	14:19'23.202
13	31.108	14.188	27.808	21.736	1'34.840	282,0	14:20'58.042
14	31.231	14.130	27.690	21.793	1'34.844	282,0	14:22'32.886
15	31.236	14.170	27.692	21.801	1'34.899	282,7	14:24'07.785
16	31.227	14.187	27.712	21.847	1'34.973	282,7	14:25'42.758
17	31.328	14.231	27.909	21.781	1'35.249	282,7	14:27'18.007
18	31.252	14.166	27.781	21.939	1'35.138	282,7	14:28'53.145
19	31.330	14.253	27.790	22.089	1'35.462	282,7	14:30'28.607
20	31.277	14.203	27.774	21.974	1'35.228	282,7	14:32'03.835
21	31.411	14.244	27.922	22.193	1'35.770	283,5	14:33'39.605

Race Time 33'18.475

4° 77 D. AEGERTER (1'34.929)							
Lap	Seg1	Seg2	Seg3	Seg4	Lap Time	km/h	Local Time
1		14.222	27.668	21.943	1'40.245	282,7	14:02'01.375
2	31.347	14.198	27.578	21.967	1'35.090	282,0	14:03'36.465
3	31.512	14.234	27.550	21.807	1'35.103	279,8	14:05'11.568
4	31.263	14.182	27.637	22.099	1'35.181	282,0	14:06'46.749
5	31.301	14.219	27.607	21.903	1'35.030	282,0	14:08'21.779
6	31.417	14.154	27.661	21.837	1'35.069	282,0	14:09'56.848
7	31.310	14.181	27.574	21.864	1'34.929	280,5	14:11'31.777
8	31.302	14.220	27.646	21.915	1'35.083	279,8	14:13'06.860
9	31.316	14.262	27.559	21.898	1'35.035	283,5	14:14'41.895
10	31.383	14.283	27.576	21.995	1'35.237	281,3	14:16'17.132
11	31.276	14.245	27.592	21.962	1'35.075	282,0	14:17'52.207
12	31.306	14.209	27.579	21.929	1'35.023	280,5	14:19'27.230
13	31.390	14.235	27.649	22.008	1'35.282	278,4	14:21'02.512
14	31.291	14.301	27.701	22.060	1'35.353	278,4	14:22'37.865
15	31.424	14.259	27.734	21.977	1'35.394	279,8	14:24'13.259
16	31.318	14.192	27.827	22.121	1'35.458	285,7	14:25'48.717
17	31.410	14.303	27.813	22.051	1'35.577	279,1	14:27'24.294
18	31.326	14.187	27.660	21.896	1'35.069	280,5	14:28'59.363
19	31.254	14.086	27.759	21.885	1'34.984	284,2	14:30'34.347
20	31.321	14.127	27.614	21.873	1'34.935	284,2	14:32'09.282
21	31.323	14.145	27.668	22.717	1'35.853	284,2	14:33'45.135

Race Time 33'24.005

3° 55 A. LOCATELLI (1'34.715)							
Lap	Seg1	Seg2	Seg3	Seg4	Lap Time	km/h	Local Time
1		14.457	27.532	21.728	1'39.715	285,7	14:02'00.845
2	31.325	14.206	27.502	21.682	1'34.715	285,0	14:03'35.560
3	31.333	14.190	27.667	21.754	1'34.944	286,5	14:05'10.504
4	31.326	14.225	27.657	21.857	1'35.065	287,2	14:06'45.569
5	31.525	14.186	27.643	21.812	1'35.166	285,0	14:08'20.735
6	31.336	14.085	27.713	21.761	1'34.895	285,0	14:09'55.630
7	31.365	14.269	27.635	21.839	1'35.108	283,5	14:11'30.738
8	31.410	14.304	27.693	21.729	1'35.136	282,0	14:13'05.874
9	31.222	14.238	27.677	21.752	1'34.889	282,0	14:14'40.763
10	31.236	14.151	27.680	21.974	1'35.041	285,0	14:16'15.804
11	31.253	14.158	27.761	21.900	1'35.072	282,7	14:17'50.876
12	31.220	14.187	27.711	21.765	1'34.883	281,3	14:19'25.759
13	31.301	14.291	27.738	21.863	1'35.193	282,7	14:21'00.952

5° 47 A. BASSANI (1'34.578)							
Lap	Seg1	Seg2	Seg3	Seg4	Lap Time	km/h	Local Time
1		14.251	27.432	21.827	1'39.621	291,9	14:02'00.751
2	31.119	14.195	27.523	21.741	1'34.578	291,1	14:03'35.329
3	31.179	14.238	27.648	21.856	1'34.921	288,8	14:05'10.250
4	31.257	14.128	27.660	21.846	1'34.891	290,3	14:06'45.141
5	31.508	14.119	27.685	21.830	1'35.142	291,1	14:08'20.283
6	31.287	14.216	27.701	21.903	1'35.107	289,5	14:09'55.390
7	31.315	14.335	27.656	21.894	1'35.200	285,7	14:11'30.590
8	31.623	14.405	27.703	21.840	1'35.571	286,5	14:13'06.161
9	31.287	14.112	27.612	21.806	1'34.817	290,3	14:14'40.978
10	31.283	14.198	27.629	21.904	1'35.014	291,1	14:16'15.992
11	31.290	14.172	27.651	21.908	1'35.021	289,5	14:17'51.013
12	31.300	14.171	27.642	21.830	1'34.943	287,2	14:19'25.956
13	31.361	14.287	27.684	21.879	1'35.211	289,5	14:21'01.167
14	31.320	14.134	27.632	21.914	1'35.000	287,2	14:22'36.167
15	31.362	14.303	27.738	21.865	1'35.268	288,0	14:24'11.435
16	31.394	14.248	27.815	21.966	1'35.423	285,0	14:25'46.858
17	31.386	14.256	27.790	21.981	1'35.413	288,0	14:27'22.271
18	31.587	14.341	27.893	22.036	1'35.857	288,0	14:28'58.128
19	31.394	14.330	27.826	21.959	1'35.509	285,7	14:30'33.637
20	31.194	14.333	27.769	21.920	1'35.216	286,5	14:32'08.853
21	31.395	14.256	27.821	22.630	1'36.102	287,2	14:33'44.955

Race Time 33'23.825 + 0.235Pen

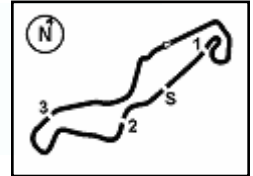
6° 87 R. GARDNER (1'35.004)							
Lap	Seg1	Seg2	Seg3	Seg4	Lap Time	km/h	Local Time
1		14.522	27.676	22.307	1'41.195	284,2	14:02'02.325
2	31.806	14.718	27.701	21.992	1'36.217	274,1	14:03'38.542
3	31.453	14.183	27.641	21.936	1'35.213	281,3	14:05'13.755
4	31.410	14.145	27.680	21.848	1'35.083	279,8	14:06'48.838

23/04/2023

P = Pits In/Out - C = Lap Time Cancelled

These data/results cannot be reproduced, stored and/or transmitted in whole or in part by any manner of electronic, mechanical, photocopying, recording, broadcasting or otherwise now known or herein after developed without the previous express consent by the copyright owner, except for reproduction in daily press and regular printed publications on sale to the public within 60 days of the event related to those data/results and always provided that copyright symbol appears together as follows below.

© DORNA WSBK ORGANIZATION Srl 2023



Pirelli Dutch Round, 21-23 April 2023

Chronological Analysis Race 2

TT Circuit Assen 4.542 m

Start at 14:00'21.130

2 / 5

5	31.383	14.132	27.758	21.873	1'35.146	283,5	14:08'23.984	20	31.441	14.147	27.790	21.999	1'35.377	290,3	14:32'13.278
6	31.480	14.090	27.673	21.763	1'35.006	285,7	14:09'58.990	21	31.641	14.183	28.050	22.070	1'35.944	291,1	14:33'49.222
7	31.430	14.235	27.662	21.815	1'35.142	285,0	14:11'34.132	Race Time 33'28.092							

9° 22 A. LOWES (1'35.036)

Lap	Seg.1	Seg.2	Seg.3	Seg.4	Lap Time	km/h	Local Time
1		14.262	27.841	21.815	1'42.377	290,3	14:02'03.507
2	32.055	14.261	27.642	22.564	1'36.522	291,9	14:03'40.029
3	31.451	14.241	27.630	21.853	1'35.175	285,7	14:05'15.204
4	31.278	14.060	27.734	21.964	1'35.036	288,8	14:06'50.240
5	31.485	14.192	27.716	21.976	1'35.369	288,0	14:08'25.609
6	31.489	14.291	27.945	21.824	1'35.549	287,2	14:10'01.158
7	31.358	14.176	27.643	21.902	1'35.079	289,5	14:11'36.237
8	31.493	14.187	27.677	21.853	1'35.210	288,0	14:13'11.447
9	31.394	14.147	27.695	21.881	1'35.117	291,9	14:14'46.564
10	31.442	14.133	27.657	22.051	1'35.283	288,0	14:16'21.847
11	31.377	14.260	27.726	21.977	1'35.340	285,7	14:17'57.187
12	31.535	14.264	27.789	21.902	1'35.490	285,0	14:19'32.677
13	31.390	14.225	27.716	21.814	1'35.145	286,5	14:21'07.822
14	31.405	14.257	27.718	21.888	1'35.268	286,5	14:22'43.090
15	31.479	14.306	27.841	21.897	1'35.523	286,5	14:24'18.613
16	31.507	14.216	27.909	22.096	1'35.728	285,7	14:25'54.341
17	31.393	14.166	27.793	21.985	1'35.337	285,0	14:27'29.678
18	31.587	14.199	27.851	21.947	1'35.584	286,5	14:29'05.262
19	31.409	14.282	27.898	22.087	1'35.676	285,0	14:30'40.938
20	31.484	14.200	27.829	22.046	1'35.559	286,5	14:32'16.497
21	31.552	14.323	27.934	22.274	1'36.083	286,5	14:33'52.580

Race Time 33'31.450

10° 21 M. RINALDI (1'35.082)

Lap	Seg.1	Seg.2	Seg.3	Seg.4	Lap Time	km/h	Local Time
1		14.437	27.792	22.266	1'42.207	291,1	14:02'03.337
2	31.673	14.328	27.710	21.912	1'35.623	288,0	14:03'38.960
3	31.675	14.260	27.658	22.014	1'35.607	289,5	14:05'14.567
4	31.605	14.207	27.631	21.927	1'35.370	288,0	14:06'49.937
5	31.517	14.210	27.593	21.971	1'35.291	288,8	14:08'25.228
6	31.292	14.146	27.677	21.967	1'35.082	291,9	14:10'00.310
7	31.476	14.202	27.551	22.044	1'35.273	289,5	14:11'35.583
8	31.538	14.228	27.629	21.981	1'35.376	290,3	14:13'10.959
9	31.468	14.236	27.632	22.168	1'35.504	290,3	14:14'46.463
10	31.759	14.180	27.628	22.164	1'35.731	292,7	14:16'22.194
11	31.463	14.210	27.751	22.064	1'35.488	290,3	14:17'57.682
12	31.566	14.175	27.852	22.030	1'35.623	289,5	14:19'33.305
13	31.575	14.318	27.654	22.206	1'35.753	289,5	14:21'09.058
14	31.456	14.271	27.682	22.077	1'35.486	288,8	14:22'44.544
15	31.606	14.291	27.696	22.069	1'35.662	286,5	14:24'20.206
16	31.607	14.267	27.686	22.184	1'35.744	287,2	14:25'55.950
17	31.536	14.350	27.786	22.202	1'35.874	287,2	14:27'31.824
18	31.585	14.238	27.813	22.136	1'35.772	288,8	14:29'07.596
19	31.471	14.314	27.799	22.190	1'35.774	287,2	14:30'43.370
20	31.536	14.393	27.909	22.196	1'36.034	285,7	14:32'19.404
21	31.717	14.390	27.948	22.535	1'36.590	286,5	14:33'55.994

Race Time 33'34.864

11° 5 P. OETTL (1'35.238)

Lap	Seg.1	Seg.2	Seg.3	Seg.4	Lap Time	km/h	Local Time
1		14.464	28.025	22.110	1'42.483	291,1	14:02'03.613
2	32.140	14.404	27.895	22.423	1'36.862	287,2	14:03'40.475
3	31.729	14.290	27.753	22.049	1'35.821	291,1	14:05'16.296
4	31.728	14.374	27.766	22.009	1'35.877	288,0	14:06'52.173
5	31.889	14.328	27.844	22.146	1'36.207	287,2	14:08'28.380
6	32.036	14.301	27.854	22.036	1'36.227	285,0	14:10'04.607
7	31.459	14.412	27.749	21.956	1'35.576	280,5	14:11'40.183
8	31.435	14.410	27.770	22.020	1'35.635	279,8	14:13'15.818
9	31.377	14.373	27.762	22.001	1'35.513	283,5	14:14'51.331
10	31.370	14.341	27.674	22.007	1'35.392	284,2	14:16'26.723

7° 45 S. REDDING (1'35.100)

Lap	Seg.1	Seg.2	Seg.3	Seg.4	Lap Time	km/h	Local Time
1		14.268	27.612	22.013	1'40.484	288,8	14:02'01.614
2	31.428	14.211	27.642	21.971	1'35.252	287,2	14:03'36.866
3	31.434	14.256	27.728	21.880	1'35.298	287,2	14:05'12.164
4	31.487	14.185	27.730	21.803	1'35.205	286,5	14:06'47.369
5	31.510	14.160	27.717	21.844	1'35.231	286,5	14:08'22.600
6	31.436	14.195	27.675	21.883	1'35.189	286,5	14:09'57.789
7	31.497	14.227	27.714	21.933	1'35.371	285,7	14:11'33.160
8	31.459	14.251	27.694	21.745	1'35.149	283,5	14:13'08.309
9	31.384	14.227	27.666	21.823	1'35.100	285,7	14:14'43.409
10	31.473	14.176	27.700	22.004	1'35.353	287,2	14:16'18.762
11	31.449	14.236	27.675	21.943	1'35.303	285,7	14:17'54.065
12	31.402	14.207	27.783	21.864	1'35.256	286,5	14:19'29.321
13	31.429	14.240	27.943	22.011	1'35.623	285,7	14:21'04.944
14	31.770	14.206	27.755	21.891	1'35.622	288,8	14:22'40.566
15	31.463	14.120	27.749	21.888	1'35.220	287,2	14:24'15.786
16	31.458	14.145	27.869	21.935	1'35.407	290,3	14:25'51.193
17	31.502	14.124	27.810	21.895	1'35.331	290,3	14:27'26.524
18	31.518	14.137	27.768	21.849	1'35.272	289,5	14:29'01.796
19	31.609	14.109	27.927	21.975	1'35.620	290,3	14:30'37.416
20	31.495	14.153	27.988	22.059	1'35.695	288,0	14:32'13.111
21	31.594	14.252	28.072	22.118	1'36.036	288,0	14:33'49.147

Race Time 33'28.017

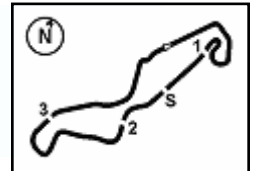
8° 9 D. PETRUCCI (1'35.042)

Lap	Seg.1	Seg.2	Seg.3	Seg.4	Lap Time	km/h	Local Time
1		14.438	27.876	22.376	1'41.644	288,8	14:02'02.774
2	31.639	14.420	27.996	21.932	1'35.987	282,7	14:03'38.761
3	31.656	14.188	27.780	21.868	1'35.492	284,2	14:05'14.253
4	31.535	14.192	27.667	21.906	1'35.300	282,0	14:06'49.553
5	31.442	14.193	27.658	21.882	1'35.175	282,7	14:08'24.728
6	31.450	14.151	27.778	21.862	1'35.241	288,8	14:09'59.969
7	31.482	14.232	27.672	22.017	1'35.403	283,5	14:11'35.372
8	31.377	14.220	27.666	21.810	1'35.073	288,0	14:13'10.445
9	31.510	14.242	27.593	21.869	1'35.214	287,2	14:14'45.659
10	31.378	14.163	27.614	21.887	1'35.042	288,8	14:16'20.701
11	31.409	14.190	27.697	21.932	1'35.228	288,8	14:17'55.929
12	31.439	14.242	27.723	21.895	1'35.299	285,7	14:19'31.228
13	31.332	14.155	27.674	21.914	1'35.075	286,5	14:21'06.303
14	31.460	14.211	27.625	21.883	1'35.179	288,8	14:22'41.482
15	31.404	14.162	27.708	21.879	1'35.153	284,2	14:24'16.635
16	31.507	14.203	27.702	21.813	1'35.225	290,3	14:25'51.860
17	31.559	14.140	27.764	21.841	1'35.304	286,5	14:27'27.164
18	31.468	14.210	27.769	21.954	1'35.401	286,5	14:29'02.565
19	31.521	14.141	27.782	21.892	1'35.336	285,7	14:30'37.901

23/04/2023 P = Pits In/Out - C = Lap Time Cancelled

These data/results cannot be reproduced, stored and/or transmitted in whole or in part by any manner of electronic, mechanical, photocopying, recording, broadcasting or otherwise now known or herein after developed without the previous express consent by the copyright owner, except for reproduction in daily press and regular printed publications on sale to the public within 60 days of the event related to those data/results and always provided that copyright symbol appears together as follows below.

© DORNA WSBK ORGANIZATION Srl 2023



TT Circuit Assen 4.542 m

Pirelli Dutch Round, 21-23 April 2023

Chronological Analysis Race 2

Start at 14:00'21.130

3 / 5

11	31.330	14.325	27.756	21.991	1'35.402	283,5	14:18'02.125	2	31.853	14.533	28.008	22.191	1'36.585	284,2	14:03'41.875
12	31.501	14.273	27.708	21.797	1'35.279	284,2	14:19'37.404	3	32.022	14.545	28.056	22.248	1'36.871	279,8	14:05'18.746
13	31.516	14.268	27.672	21.894	1'35.350	285,7	14:21'12.754	4	31.804	14.405	28.202	22.279	1'36.690	288,0	14:06'55.436
14	31.505	14.257	27.675	21.890	1'35.327	285,7	14:22'48.081	5	31.922	14.500	27.983	22.224	1'36.629	281,3	14:08'32.065
15	31.356	14.262	27.707	21.913	1'35.238	282,0	14:24'23.319	6	31.729	14.391	28.019	22.223	1'36.362	283,5	14:10'08.427
16	31.453	14.268	27.881	22.022	1'35.624	285,0	14:25'58.943	7	31.988	14.480	27.995	22.151	1'36.614	279,1	14:11'45.041
17	31.387	14.285	27.828	21.939	1'35.439	285,0	14:27'34.382	8	31.804	14.443	28.120	22.105	1'36.472	279,1	14:13'21.513
18	31.411	14.322	27.761	21.962	1'35.456	286,5	14:29'09.838	9	31.625	14.438	28.019	22.276	1'36.358	279,8	14:14'57.871
19	31.380	14.245	27.766	21.970	1'35.361	288,0	14:30'45.199	10	31.740	14.425	27.999	22.360	1'36.524	280,5	14:16'34.395
20	31.458	14.390	27.780	22.021	1'35.649	285,0	14:32'20.848	11	31.673	14.494	28.091	22.098	1'36.356	278,4	14:18'10.751
21	31.699	14.391	28.089	22.308	1'36.487	283,5	14:33'57.335	12	32.040	14.470	28.086	22.282	1'36.878	280,5	14:19'47.629

Race Time 33'36.205

12° 31 G. GERLOFF (1'35.015)

Lap	Seg1	Seg2	Seg3	Seg4	Lap Time	km/h	Local Time
1		14.713	27.946	22.171	1'43.757	279,1	14:02'04.887
2	31.586	14.386	28.087	22.442	1'36.501	290,3	14:03'41.388
3	32.084	14.244	27.942	22.053	1'36.323	291,9	14:05'17.711
4	31.608	14.150	27.873	22.142	1'35.773	288,8	14:06'53.484
5	31.707	14.143	27.798	21.933	1'35.581	285,7	14:08'29.065
6	33.246	14.090	27.953	22.119	1'37.408	290,3	14:10'06.473
7	31.551	14.087	27.858	21.943	1'35.439	290,3	14:11'41.912
8	31.686	14.115	28.035	21.884	1'35.720	289,5	14:13'17.632
9	31.416	14.144	27.745	21.842	1'35.147	289,5	14:14'52.779
10	31.341	14.097	27.914	22.059	1'35.411	293,5	14:16'28.190
11	31.355	14.147	27.832	22.123	1'35.457	289,5	14:18'03.647
12	31.395	14.191	27.789	22.057	1'35.432	288,0	14:19'39.079
13	31.436	14.194	27.826	22.039	1'35.495	288,8	14:21'14.574
14	31.508	14.131	27.804	22.156	1'35.599	291,1	14:22'50.173
15	31.441	14.169	27.785	21.948	1'35.343	287,2	14:24'25.516
16	31.338	14.228	27.818	22.104	1'35.488	289,5	14:26'01.004
17	31.346	14.109	27.877	22.070	1'35.402	291,9	14:27'36.406
18	31.314	14.166	27.928	21.910	1'35.318	292,7	14:29'11.724
19	31.304	14.132	27.719	21.860	1'35.015	288,0	14:30'46.739
20	31.487	14.127	27.871	22.144	1'35.629	290,3	14:32'22.368
21	31.387	14.145	27.854	21.974	1'35.360	292,7	14:33'57.728

Race Time 33'36.598

13° 34 L. BALDASSARRI (1'35.810)

Lap	Seg1	Seg2	Seg3	Seg4	Lap Time	km/h	Local Time
1		14.543	27.872	22.271	1'43.226	281,3	14:02'04.356
2	31.949	14.658	28.127	22.483	1'37.217	281,3	14:03'41.573
3	31.930	14.440	28.034	21.990	1'36.394	278,4	14:05'17.967
4	31.615	14.366	27.796	22.033	1'35.810	277,6	14:06'53.777
5	31.737	14.351	27.865	21.952	1'35.905	277,6	14:08'29.682
6	31.690	14.446	27.951	21.880	1'35.967	278,4	14:10'05.649
7	31.565	14.420	27.891	22.037	1'35.913	276,2	14:11'41.562
8	31.536	14.466	28.004	21.968	1'35.974	275,5	14:13'17.536
9	31.809	14.481	27.984	22.178	1'36.452	278,4	14:14'53.988
10	31.688	14.479	28.082	22.323	1'36.572	276,9	14:16'30.560
11	31.635	14.452	28.021	22.273	1'36.381	274,1	14:18'06.941
12	31.867	14.404	27.925	22.171	1'36.367	274,8	14:19'43.308
13	31.554	14.514	28.012	22.134	1'36.214	272,7	14:21'19.522
14	31.544	14.607	28.151	22.223	1'36.525	269,3	14:22'56.047
15	31.736	14.492	28.123	22.309	1'36.660	274,1	14:24'32.707
16	31.771	14.560	28.128	22.264	1'36.723	275,5	14:26'09.430
17	31.719	14.555	28.268	22.263	1'36.805	277,6	14:27'46.235
18	31.677	14.519	28.117	22.117	1'36.430	272,7	14:29'22.665
19	31.652	14.692	28.386	22.579	1'37.309	272,7	14:30'59.974
20	31.671	14.590	28.209	22.340	1'36.810	274,1	14:32'36.784
21	31.702	14.543	28.193	22.453	1'36.891	272,0	14:34'13.675

Race Time 33'52.545

14° 35 H. SYAHRIN (1'36.356)

Lap	Seg1	Seg2	Seg3	Seg4	Lap Time	km/h	Local Time
1		14.945	28.034	22.233	1'44.160	279,1	14:02'05.290

15° 66 T. SYKES (1'36.420)

Lap	Seg1	Seg2	Seg3	Seg4	Lap Time	km/h	Local Time
1		14.723	27.926	22.258	1'43.096	279,8	14:02'04.226
2	31.906	14.553	28.029	22.444	1'36.932	281,3	14:03'41.158
3	31.985	14.552	28.393	22.463	1'37.393	279,8	14:05'18.551
4	31.821	14.448	28.176	22.333	1'36.778	279,1	14:06'55.329
5	32.452	14.504	28.169	22.493	1'37.618	280,5	14:08'32.947
6	31.867	14.483	28.244	22.263	1'36.857	278,4	14:10'09.804
7	31.810	14.480	28.036	22.209	1'36.535	276,9	14:11'46.339
8	31.693	14.533	27.996	22.245	1'36.467	276,9	14:13'22.806
9	31.633	14.494	28.004	22.289	1'36.420	277,6	14:14'59.226
10	31.687	14.430	27.928	22.407	1'36.452	280,5	14:16'35.678
11	31.643	14.518	28.078	22.411	1'36.650	275,5	14:18'12.328
12	31.940	14.498	28.039	22.327	1'36.804	276,9	14:19'49.132
13	31.805	14.548	28.070	22.326	1'36.749	272,0	14:21'25.881
14	31.701	14.455	28.076	22.348	1'36.580	279,1	14:23'02.461
15	31.837	14.522	28.181	22.336	1'36.876	272,0	14:24'39.337
16	31.733	14.520	28.151	22.420	1'36.824	280,5	14:26'16.161
17	31.792	14.581	28.116	22.313	1'36.802	273,4	14:27'52.963
18	31.845	14.416	28.201	22.362	1'36.824	276,9	14:29'29.787
19	31.821	14.589	28.227	22.327	1'36.964	277,6	14:31'06.751
20	31.814	14.569	28.158	22.471	1'37.012	274,8	14:32'43.763
21	31.769	14.552	28.056	22.212	1'36.589	274,8	14:34'20.352

Race Time 33'59.222

16° 52 O. KONIG (1'36.807)

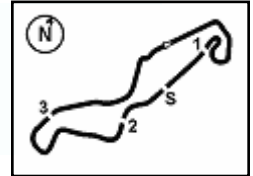
Lap	Seg1	Seg2	Seg3	Seg4	Lap Time	km/h	Local Time
1		14.883	28.260	22.409	1'44.648	282,7	14:02'05.778
2	31.829	14.574	28.240	22.445	1'37.088	279,1	14:03'42.866
3	31.959	14.655	28.236	22.484	1'37.334	278,4	14:05'20.200
4	31.822	14.585	28.162	22.446	1'37.015	277,6	14:06'57.215
5	32.465	14.641	28.248	22.725	1'38.079	276,9	14:08'35.294
6	31.840	14.548	28.281	22.415	1'37.084	277,6	14:10'12.378
7	31.762	14.569	28.117	22.367	1'36.815	276,2	14:11'49.193
8	31.837	14.543	28.182	22.423	1'36.985	276,9	14:13'26.178
9	31.892	14.544	28.188	22.559	1'37.183	272,7	14:15'03.361
10	31.854	14.549	28.197	22.555	1'37.155	277,6	14:16'40.516
11	31.867	14.623	28.388	22.666	1'37.544	276,2	14:18'18.060
12	31.971	14.546	28.098	22.320	1'36.935	275,5	14:19'54.995
13	31.732	14.495	28.077	22.503	1'36.807	278,4	14:21'31.802
14	31.879	14.570	28.250	22.458	1'37.157	277,6	14:23'08.959
15	31.813	14.503	28.212	22.505	1'37.033	279,1	14:24'45.992
16	31.755	14.557	28.167	22.548	1'37.027	279,8	14:26'23.019

23/04/2023

P = Pits In/Out - C = Lap Time Cancelled

These data/results cannot be reproduced, stored and/or transmitted in whole or in part by any manner of electronic, mechanical, photocopying, recording, broadcasting or otherwise now known or herein after developed without the previous express consent by the copyright owner, except for reproduction in daily press and regular printed publications on sale to the public within 60 days of the event related to those data/results and always provided that copyright symbol appears together as follows below.

© DORNA WSBK ORGANIZATION Srl 2023



TT Circuit Assen 4.542 m

Pirelli Dutch Round, 21-23 April 2023
Chronological Analysis Race 2

Start at 14:00'21.130

4 / 5

17	31.840	14.566	28.523	22.659	1'37.588	280,5	14:28'00.607	8	32.100	14.680	28.263	22.525	1'37.568	275,5	14:13'27.668
18	32.093	14.668	28.223	22.603	1'37.587	279,8	14:29'38.194	9	32.046	14.615	28.248	22.452	1'37.361	276,2	14:15'05.029
19	32.009	14.644	28.199	22.399	1'37.251	274,1	14:31'15.445	10	32.013	14.651	28.335	22.630	1'37.629	276,9	14:16'42.658
20	31.928	14.671	28.348	22.417	1'37.364	277,6	14:32'52.809	11	32.057	14.701	28.388	22.776	1'37.922	275,5	14:18'20.580
21	31.834	14.641	28.378	22.540	1'37.393	275,5	14:34'30.202	12	32.150	14.667	28.421	22.690	1'37.928	273,4	14:19'58.508

Race Time 34'09.072

17° 51 E. GRANADO [1'36.477]							
Lap	Seg1	Seg2	Seg3	Seg4	Lap Time	km/h	Local Time
1		14.627	27.953	22.594	1'43.960	283,5	14:02'05.090
2	31.850	14.588	27.965	22.165	1'36.568	281,3	14:03'41.658
3	32.056	14.591	27.926	22.473	1'37.046	284,2	14:05'18.704
4	32.248	14.559	27.939	22.242	1'36.988	281,3	14:06'55.692
5	32.319	14.494	28.652	22.385	1'37.850	282,7	14:08'33.542
6	31.828	14.496	28.022	22.477	1'36.823	283,5	14:10'10.365
7	31.700	14.511	27.996	22.270	1'36.477	282,7	14:11'46.842
8	31.782	14.615	27.973	22.242	1'36.612	278,4	14:13'23.454
9	31.752	14.585	27.981	22.551	1'36.869	279,8	14:15'00.323
10	31.775	14.717	28.105	22.575	1'37.172	276,9	14:16'37.495
11	31.952	14.650	28.034	22.644	1'37.280	276,9	14:18'14.775
12	32.015	14.675	28.199	22.635	1'37.524	279,8	14:19'52.299
13	32.719	14.789	28.103	22.589	1'38.200	276,9	14:21'30.499
14	31.816	14.729	28.105	22.530	1'37.180	279,1	14:23'07.679
15	31.897	14.675	28.148	22.662	1'37.382	276,2	14:24'45.061
16	31.911	14.613	28.194	22.758	1'37.476	279,1	14:26'22.537
17	31.917	14.590	28.764	22.633	1'37.904	278,4	14:28'00.441
18	32.011	14.733	28.236	22.699	1'37.679	278,4	14:29'38.120
19	31.932	14.679	28.183	22.401	1'37.195	277,6	14:31'15.315
20	31.877	14.852	28.565	22.534	1'37.828	275,5	14:32'53.143
21	31.754	14.578	28.308	23.047	1'37.687	282,7	14:34'30.830

Race Time 34'09.700

RET 7 I. LECUONA [1'35.070]							
Lap	Seg1	Seg2	Seg3	Seg4	Lap Time	km/h	Local Time
1		14.472	27.816	22.058	1'41.403	291,9	14:02'02.533
2	31.490	14.245	27.551	22.034	1'35.320	288,0	14:03'37.853
3	31.427	14.273	27.628	21.981	1'35.309	286,5	14:05'13.162
4	31.503	14.355	27.656	21.932	1'35.446	285,7	14:06'48.608
5	31.264	14.281	27.724	21.903	1'35.172	287,2	14:08'23.780
6	31.423	14.180	27.630	21.857	1'35.090	286,5	14:09'58.870
7	31.359	14.233	27.667	21.811	1'35.070	286,5	14:11'33.940
8	31.450	14.207	27.842	21.922	1'35.421	288,0	14:13'09.361
9	31.409	14.213	27.571	21.931	1'35.124	290,3	14:14'44.485
10	31.372	14.172	27.598	21.995	1'35.137	291,1	14:16'19.622
11	31.348	14.144	27.707	21.891	1'35.090	290,3	14:17'54.712
12	1'03.566	19.343	31.480	34.171	2'28.560P	195,7	14:20'23.272

Race Time 20'02.142

18° 32 I. VINALES [1'37.338]							
Lap	Seg1	Seg2	Seg3	Seg4	Lap Time	km/h	Local Time
1		15.098	28.246	22.689	1'45.542	272,7	14:02'06.672
2	32.016	14.858	28.276	22.672	1'37.822	271,4	14:03'44.494
3	31.947	14.832	28.302	22.747	1'37.828	271,4	14:05'22.322
4	32.063	14.906	28.280	22.616	1'37.865	269,3	14:07'00.187
5	31.992	14.799	28.292	22.527	1'37.610	271,4	14:08'37.797
6	32.020	14.929	28.384	22.505	1'37.838	270,7	14:10'15.635
7	31.980	14.812	28.269	22.535	1'37.596	264,7	14:11'53.231
8	32.026	14.889	28.266	22.633	1'37.814	269,3	14:13'31.045
9	32.027	14.825	28.275	22.740	1'37.867	269,3	14:15'08.912
10	32.010	14.853	28.352	22.719	1'37.934	269,3	14:16'46.846
11	32.120	15.040	28.409	22.754	1'38.323	267,3	14:18'25.169
12	32.132	14.860	28.272	22.622	1'37.886	268,0	14:20'03.055
13	32.181	14.791	28.318	22.642	1'37.932	270,0	14:21'40.987
14	32.105	14.877	28.403	22.544	1'37.929	269,3	14:23'18.916
15	32.047	14.812	28.316	22.685	1'37.860	266,7	14:24'56.776
16	32.064	14.809	28.413	22.722	1'38.008	270,7	14:26'34.784
17	32.043	14.752	28.297	22.588	1'37.680	270,0	14:28'12.464
18	32.028	14.795	28.393	22.679	1'37.895	270,7	14:29'50.359
19	32.015	14.819	28.332	22.519	1'37.685	272,0	14:31'28.044
20	31.966	14.703	28.255	22.414	1'37.338	272,0	14:33'05.382
21	32.106	14.681	28.421	22.739	1'37.947	273,4	14:34'43.329

Race Time 34'22.199

RET 76 L. BAZ [1'35.744]							
Lap	Seg1	Seg2	Seg3	Seg4	Lap Time	km/h	Local Time
1		14.430	27.931	22.516	1'42.157	287,2	14:02'03.287
2	32.090	14.408	28.133	22.394	1'37.025	288,0	14:03'40.312
3	31.690	14.237	27.886	22.103	1'35.916	284,2	14:05'16.228
4	31.660	14.271	27.892	22.035	1'35.858	282,7	14:06'52.086
5	31.738	14.189	28.100	22.195	1'36.222	283,5	14:08'28.308
6	32.378	14.216	28.055	22.029	1'36.678	288,0	14:10'04.986
7	31.662	14.214	27.988	21.904	1'35.768	285,0	14:11'40.754
8	31.574	14.280	27.982	21.908	1'35.744	284,2	14:13'16.498

Race Time 12'55.368

RET 65 J. REA [1'34.686]							
Lap	Seg1	Seg2	Seg3	Seg4	Lap Time	km/h	Local Time
1		14.196	27.451	21.877	1'39.180	287,2	14:02'00.310
2	31.292	14.164	27.582	21.648	1'34.686	288,0	14:03'34.996
3	31.172	14.085	27.817	21.719	1'34.793	285,7	14:05'09.789
4	31.226	13.991	27.735	22.271	1'35.223	282,0	14:06'45.012
5	31.400	14.106	27.696	21.660	1'34.862	284,2	14:08'19.874

Race Time 7'58.744

RET 97 X. VIERGE [1'35.388]							
Lap	Seg1	Seg2	Seg3	Seg4	Lap Time	km/h	Local Time
1		14.441	27.621	22.456	1'41.199	291,9	14:02'02.329
2	31.386	14.214	27.671	22.117	1'35.388	288,8	14:03'37.717

Race Time 3'16.587

19° 16 G. RUIU [1'36.877]							
Lap	Seg1	Seg2	Seg3	Seg4	Lap Time	km/h	Local Time
1		14.856	28.165	22.445	1'45.005	279,1	14:02'06.135
2	31.969	14.594	28.034	22.280	1'36.877	279,1	14:03'43.012
3	32.186	14.602	28.094	22.387	1'37.269	276,2	14:05'20.281
4	32.023	14.614	28.204	22.181	1'37.022	279,1	14:06'57.303
5	32.880	14.836	28.319	22.275	1'38.310	272,7	14:08'35.613
6	31.941	14.501	28.195	22.256	1'36.893	279,1	14:10'12.506
7	32.394	14.599	28.275	22.326	1'37.594	274,8	14:11'50.100

RET 28 B. RAY							
Lap	Seg1	Seg2	Seg3	Seg4	Lap Time	km/h	Local Time
1		14.298	27.888	22.497	1'42.215	284,2	14:02'03.345

Race Time 1'42.215

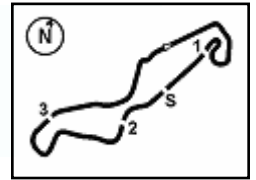
RET 60 M. VAN DER MARK							
Lap	Seg1	Seg2	Seg3	Seg4	Lap Time	km/h	Local Time
1		14.371	27.727	22.146	1'42.246	289,5	14:02'03.376

23/04/2023

P = Pits In/Out - C = Lap Time Cancelled

These data/results cannot be reproduced, stored and/or transmitted in whole or in part by any manner of electronic, mechanical, photocopying, recording, broadcasting or otherwise now known or herein after developed without the previous express consent by the copyright owner, except for reproduction in daily press and regular printed publications on sale to the public within 60 days of the event related to those data/results and always provided that copyright symbol appears together as follows below.

© DORNA WSBK ORGANIZATION Srl 2023



Pirelli Dutch Round, 21-23 April 2023
Chronological Analysis Race 2

Start at 14:00'21.130

5 / 5

Race Time 1'42.246

23/04/2023 P = Pits In/Out - C = Lap Time Cancelled

These data/results cannot be reproduced, stored and/or transmitted in whole or in part by any manner of electronic, mechanical, photocopying, recording, broadcasting or otherwise now known or herein after developed without the previous express consent by the copyright owner, except for reproduction in daily press and regular printed publications on sale to the public within 60 days of the event related to those data/results and always provided that copyright symbol appears together as follows below.

© DORNA WSBK ORGANIZATION Srl 2023