

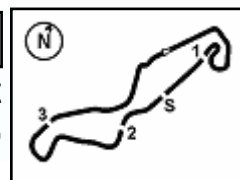
TT CIRCUIT ASSEN				
TRACK LENGTH:		4,542 km	2,822 mi	
Loop	ID	OC	GPS	
	ms		LAT	LON
Pit In	3	15	52,96067 N	6,52210 E
Pit Out	18	90	52,96384 N	6,52760 E
Speed	20	100	52,95921 N	6,52502 E
FL.1	41	205	52,96306 N	6,53114 E
I1	22	110	52,96199 N	6,52805 E
I2	24	120	52,95566 N	6,52088 E
I2.1	42	210	52,95234 N	6,51199 E
I3	26	130	52,95562 N	6,51282 E
I3.1	43	215	52,95917 N	6,52125 E
FL	30	150	52,96231 N	6,52410 E

LLP = Long Lap Penalty
PS = Practice Start board

Pirelli Dutch Round, 21-23 April 2023

Biographical Entry List

No.	Rider (Abbreviation)	Nat	Bike	Wins 2023	Podiums 2023	Pole 2023	Races 2023	Tyres	Class
	Age Date of Birth Place of Birth		Team						
1	1 BAUTISTA Alvaro (Bau) 38 21/11/1984 Talavera de la Reina	ESP	Ducati Panigale V4R Arubait Racing - Ducati	37 5	63 5	6	139 6	Pirelli	
2	5 OETTL Philipp (Det) 26 03/05/1996 Bad Reichenhall	GER	Ducati Panigale V4R Team GoEleven				37 5	Pirelli	IND
3	7 LECUONA Iker (Lec) 23 06/01/2000 Valencia	ESP	Honda CBR1000 RR-R Team HRC		1	1	36 6	Pirelli	
4	9 PETRUCCI Danilo (Pet) 32 24/10/1990 Terni	ITA	Ducati Panigale V4R Barni Spark Racing Team				6 6	Pirelli	IND
5**	16 RUIU Gabriele (Rui) 22 16/05/2000 Rome	ITA	BMW M1000 RR Bmax Racing				15	Pirelli	IND
6	21 RINALDI Michael Ruben (Rin) 27 21/12/1995 Rimini	ITA	Ducati Panigale V4R Arubait Racing - Ducati	4	16 2		156 6	Pirelli	
7	22 LOWES Alex (Low) 32 14/09/1990 Lincoln	GBR	Kawasaki ZX-10RR Kawasaki Racing Team WorldSBK	2	34 1	1	261 6	Pirelli	
8	28 RAY Bradley (Ray) 25 16/05/1997 Lydd	GBR	Yamaha YZF R1 Yamaha Motocrossing WorldSBK Team				2	Pirelli	IND
9	31 GERLOFF Garrett (Ger) 27 01/08/1995 Spring	USA	BMW M1000 RR Bonovo Action BMW		6		98 6	Pirelli	IND
10	32 VINALES Isaac (Vin) 29 06/11/1993 Llansá	ESP	Kawasaki ZX-10RR TPR by Vinales Racing				34	Pirelli	IND
11	34 BALDASSARRI Lorenzo (Bal) 26 06/11/1996 San Severino Marche	ITA	Yamaha YZF R1 GMT94 Yamaha				6 6	Pirelli	IND
12	35 SYAHRIH Hafizh (Sya) 28 05/05/1994 Selagor	MAS	Honda CBR1000 RR-R PETRONAS MIE Racing HONDA Team				36 6	Pirelli	IND
13	45 REDDING Scott (Red) 30 04/01/1993 Gloucester	GBR	BMW M1000 RR ROKIT BMW Motorrad WorldSBK Team	12	40	2	103 6	Pirelli	
14	47 BASSANI Axel (Bas) 23 24/07/1999 Feltre	ITA	Ducati Panigale V4R Motocorsa Racing		4		79 6	Pirelli	IND
15	51 GRANADO Eric (Gra) 26 10/06/1996 San Paulo	BRA	Honda CBR1000 RR-R PETRONAS MIE Racing HONDA Team				7 4	Pirelli	IND
16	52 KONIG Oliver (Kon) 21 18/03/2002 Praha	CZE	Kawasaki ZX-10RR Orelac Racing MOVISIO				42 5	Pirelli	IND
17	54 RAZGATLIOGLU Toprak (Raz) 26 16/10/1996 Alanya	TUR	Yamaha YZF R1 Pata Yamaha Prometeon WorldSBK	33 1	87 5	10 2	162 6	Pirelli	
18	55 LOCATELLI Andrea (Loc) 26 16/10/1996 Alzano Lombardo	ITA	Yamaha YZF R1 Pata Yamaha Prometeon WorldSBK		9 3		79 6	Pirelli	
19	60 VAN DER MARK Michael (vdM) 30 26/10/1992 Gouda	NED	BMW M1000 RR ROKIT BMW Motorrad WorldSBK Team	5	40	1	224 5	Pirelli	
20	65 REA Jonathan (Rea) 36 02/02/1987 Ballymena	GBR	Kawasaki ZX-10RR Kawasaki Racing Team WorldSBK	118	246 1	40	383 6	Pirelli	
21	66 SYKES Tom (Syk) 37 19/08/1985 Huddersfield	GBR	Kawasaki ZX-10RR Kawasaki Puccetti Racing	34	114	51	354 5	Pirelli	IND
22	76 BAZ Boris (Baz) 30 01/02/1993 Sallanches	FRA	BMW M1000 RR Bonovo Action BMW	2	20	2	179 5	Pirelli	IND
23	77 AEGERTER Dominique (Aeg) 32 30/09/1990 Röthenbach Im Emmental Be	SUI	Yamaha YZF R1 GYTR GRT Yamaha WorldSBK Team				6 6	Pirelli	IND
24	87 GARDNER Remy (Gar) 25 24/02/1998 Randwick	AUS	Yamaha YZF R1 GYTR GRT Yamaha WorldSBK Team				5 5	Pirelli	IND
25	97 VIERGE Xavi (Vie) 25 30/04/1997 Barcelona	ESP	Honda CBR1000 RR-R Team HRC		1 1		42 6	Pirelli	



Pirelli Dutch Round, 21-23 April 2023

Results Free Practice 1st Session

No.	Rider	Nat	Team	Bike	Class	Time	Gap	Rel.	Laps	Speed	
										Avg	Max
1	1 A. BAUTISTA	ESP	Aruba.it Racing - Ducati	Ducati Panigale V4R		1'34.592			20	172,860	297,5
2	65 J. REA	GBR	Kawasaki Racing Team WorldSBK	Kawasaki ZX-10RR		1'34.774	0.182	0.182	20	172,528	292,7
3	87 R. GARDNER	AUS	GYTR GRT Yamaha WorldSBK Team	Yamaha YZF R1	IND	1'35.176	0.584	0.402	21	171,800	289,5
4	55 A. LOCATELLI	ITA	Pata Yamaha Prometeon WorldSBK	Yamaha YZF R1		1'35.185	0.593	0.009	19	171,783	288,8
5	45 S. REDDING	GBR	ROKIT BMW Motorrad WorldSBK Team	BMW M1000 RR		1'35.246	0.654	0.061	16	171,673	289,5
6	54 T. RAZGATLIOGLU	TUR	Pata Yamaha Prometeon WorldSBK	Yamaha YZF R1		1'35.273	0.681	0.027	14	171,625	288,8
7	31 G. GERLOFF	USA	Bonovo Action BMW	BMW M1000 RR	IND	1'35.318	0.726	0.045	15	171,544	294,3
8	47 A. BASSANI	ITA	Motocorsa Racing	Ducati Panigale V4R	IND	1'35.449	0.857	0.131	17	171,308	291,1
9	22 A. LOWES	GBR	Kawasaki Racing Team WorldSBK	Kawasaki ZX-10RR		1'35.513	0.921	0.064	19	171,193	291,1
10	77 D. AEGERTER	SUI	GYTR GRT Yamaha WorldSBK Team	Yamaha YZF R1	IND	1'35.558	0.966	0.045	21	171,113	289,5
11	60 M. VAN DER MARK	NED	ROKIT BMW Motorrad WorldSBK Team	BMW M1000 RR		1'35.706	1.114	0.148	19	170,848	288,0
12	7 I. LECUONA	ESP	Team HRC	Honda CBR1000 RR-R		1'35.721	1.129	0.015	18	170,821	294,3
13	5 P. OETTL	GER	Team GoEleven	Ducati Panigale V4R	IND	1'35.780	1.188	0.059	19	170,716	289,5
14	21 M. RINALDI	ITA	Aruba.it Racing - Ducati	Ducati Panigale V4R		1'35.789	1.197	0.009	17	170,700	291,9
15	9 D. PETRUCCI	ITA	Barni Spark Racing Team	Ducati Panigale V4R	IND	1'35.919	1.327	0.130	15	170,469	288,8
16	97 X. VIERGE	ESP	Team HRC	Honda CBR1000 RR-R		1'35.984	1.392	0.065	20	170,353	296,7
17	34 L. BALDASSARRI	ITA	GMT94 Yamaha	Yamaha YZF R1	IND	1'36.281	1.689	0.297	20	169,828	281,3
18	28 B. RAY	GBR	Yamaha Motocrossing WorldSBK Team	Yamaha YZF R1	IND	1'36.731	2.139	0.450	13	169,038	282,7
19	51 E. GRANADO	BRA	PETRONAS MIE Racing HONDA Team	Honda CBR1000 RR-R	IND	1'37.125	2.533	0.394	17	168,352	284,2
20	66 T. SYKES	GBR	Kawasaki Puccetti Racing	Kawasaki ZX-10RR	IND	1'37.169	2.577	0.044	12	168,276	283,5
21	35 H. SYHRIN	MAS	PETRONAS MIE Racing HONDA Team	Honda CBR1000 RR-R	IND	1'37.296	2.704	0.127	16	168,056	286,5
22	52 O. KONIG	CZE	Orelac Racing MOVISIO	Kawasaki ZX-10RR	IND	1'37.426	2.834	0.130	15	167,832	285,0
23	16 G. RUIJU	ITA	Bmax Racing	BMW M1000 RR	IND	1'37.704	3.112	0.278	7	167,354	283,5
24	32 I. VINALES	ESP	TPR by Vinales Racing	Kawasaki ZX-10RR	IND	1'38.358	3.766	0.654	17	166,242	279,8
----- Out 105% in this Session -----											
25	76 L. BAZ	FRA	Bonovo Action BMW	BMW M1000 RR	IND	1'39.618	5.026	1.260	3	164,139	270,0

Qualifying Lap Time (105% of 1'34.592): **1'39.322**

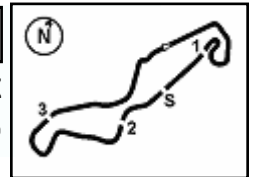
AIR	Humidity:	67%	Temp:	14°C
TRACK	Condition:	Dry	Temp:	17°C

Records	Pole	(SP)	2022	T.Razgatioglu	1'32.934	175,940	Km/h
	Race	(SPRC)	2022	A.Bautista	1'33.620	174,650	Km/h
	All Times	(SP)	2022	T.Razgatioglu	1'32.934	175,940	Km/h

Start 21/04/2023 10:30 End 11:18 The results are provisional until the end of the time limit for protests and appeals and the completion of the technical checks.

These data/results cannot be reproduced, stored and/or transmitted in whole or in part by any manner of electronic, mechanical, photocopying, recording, broadcasting or otherwise now known or herein after developed without the previous express consent by the copyright owner, except for reproduction in daily press and regular printed publications on sale to the public within 60 days of the event related to those data/results and always provided that copyright symbol appears together as follows below.

© DORNA WSBK ORGANIZATION Srl 2023



Pirelli Dutch Round, 21-23 April 2023

Results Free Practice 1st Session

Session Highlights

Local Time	No. Rider	Description
10.30.00		Start
10.30.08		WorldSBK Pit Intervention Time: Imin 1secs
10.35.27	55 A. LOCATELLI	GPS NOT WORKING
10.36.40	5 P. OETTL	Lap Cancelled [1'37.985] - Exceeded Track Limits - Turn 17
10.36.48	31 G. GERLOFF	On the Gravel - Re-Joined - Turn 9
10.38.32	5 P. OETTL	Lap Cancelled [1'37.168] - Exceeded Track Limits on Previous Lap - Turn 17
10.42.45	55 A. LOCATELLI	BLACK FLAG - Racelink DO NOT work properly (GPS)
10.44.16	52 O. KONIG	Lap Cancelled [1'38.370] - Exceeded Track Limits - Turn 17
10.45.45	52 O. KONIG	Lap Cancelled [1'55.061] - Exceeded Track Limits on Previous Lap - Turn 17
10.46.12	52 O. KONIG	Lap Cancelled [1'38.370] - Exceeded Track Limits - Turn 17
10.52.07	55 A. LOCATELLI	GPS NOT WORKING
10.53.51	45 S. REDDING	RACELINK NOT WORKING
10.54.09	45 S. REDDING	RACELINK IS WORKING
11.01.32	9 D. PETRUCCI	Check Transponder
11.09.28	9 D. PETRUCCI	BLACK FLAG - Transponder NOT Working
11.14.17	9 D. PETRUCCI	Check Transponder - Still not working
11.18.05		End Of Session

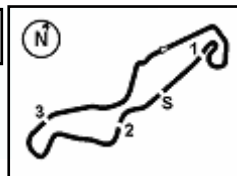
Fastest Laps Sequence

No.	Rider	Nat	Team	Bike	Local Time	Time	Gap	Avg
34	L. BALDASSARRI	ITA	GMT94 Yamaha	Yamaha YZF R1	10:33'27.385	1'39.365		164,557
60	M. VAN DER MARK	NED	ROKIT BMW Motorrad WorldSBK Team	BMW M1000 RR	10:33'43.094	1'38.035	-1.330	166,789
65	J. REA	GBR	Kawasaki Racing Team WorldSBK	Kawasaki ZX-10RR	10:33'54.840	1'36.425	-1.610	169,574
22	A. LOWES	GBR	Kawasaki Racing Team WorldSBK	Kawasaki ZX-10RR	10:34'02.265	1'36.070	-0.355	170,201
65	J. REA	GBR	Kawasaki Racing Team WorldSBK	Kawasaki ZX-10RR	10:35'30.282	1'35.442	-0.628	171,321
65	J. REA	GBR	Kawasaki Racing Team WorldSBK	Kawasaki ZX-10RR	10:42'02.808	1'35.352	-0.090	171,483
65	J. REA	GBR	Kawasaki Racing Team WorldSBK	Kawasaki ZX-10RR	10:43'37.817	1'35.009	-0.343	172,102
65	J. REA	GBR	Kawasaki Racing Team WorldSBK	Kawasaki ZX-10RR	10:45'12.591	1'34.774	-0.235	172,528
1	A. BAUTISTA	ESP	Aruba.it Racing - Ducati	Ducati Panigale V4R	11:05'16.932	1'34.698	-0.076	172,667
1	A. BAUTISTA	ESP	Aruba.it Racing - Ducati	Ducati Panigale V4R	11:13'11.724	1'34.592	-0.106	172,860

Start 10:30 End 11:18 The results are provisional until the end of the time limit for protests and appeals and the completion of the technical checks.

These data/results cannot be reproduced, stored and/or transmitted in whole or in part by any manner of electronic, mechanical, photocopying, recording, broadcasting or otherwise now known or herein after developed without the previous express consent by the copyright owner, except for reproduction in daily press and regular printed publications on sale to the public within 60 days of the event related to those data/results and always provided that copyright symbol appears together as follows below.

© DORNA WSBK ORGANIZATION Srl 2023



Pirelli Dutch Round, 21-23 April 2023

Best Sectors & Speed Free Practice 1st Session

TT Circuit Assen 4.542 m

BEST LAP

1	1 A. BAUTISTA	Ducati Panigale V4R	1'34.592
2	65 J. REA	Kawasaki ZX-10RR	1'34.774
3	87 R. GARDNER	Yamaha YZF R1	1'35.176
4	55 A. LOCATELLI	Yamaha YZF R1	1'35.185
5	45 S. REDDING	BMW M1000 RR	1'35.246
6	54 T. RAZGATLIOGLU	Yamaha YZF R1	1'35.273
7	31 G. GERLOFF	BMW M1000 RR	1'35.318
8	47 A. BASSANI	Ducati Panigale V4R	1'35.449
9	22 A. LOWES	Kawasaki ZX-10RR	1'35.513
10	77 D. AEGERTER	Yamaha YZF R1	1'35.558
11	60 M. VAN DER MARK	BMW M1000 RR	1'35.706
12	7 I. LECUONA	Honda CBR1000 RR-R	1'35.721
13	5 P. OETTL	Ducati Panigale V4R	1'35.780
14	21 M. RINALDI	Ducati Panigale V4R	1'35.789
15	9 D. PETRUCCI	Ducati Panigale V4R	1'35.919
16	97 X. VIERGE	Honda CBR1000 RR-R	1'35.984
17	34 L. BALDASSARRI	Yamaha YZF R1	1'36.281
18	28 B. RAY	Yamaha YZF R1	1'36.731
19	51 E. GRANADO	Honda CBR1000 RR-R	1'37.125
20	66 T. SYKES	Kawasaki ZX-10RR	1'37.169
21	35 H. SYHRIN	Honda CBR1000 RR-R	1'37.296
22	52 D. KONIG	Kawasaki ZX-10RR	1'37.426
23	16 G. RUIJU	BMW M1000 RR	1'37.704
24	32 I. VINALES	Kawasaki ZX-10RR	1'38.358
25	76 L. BAZ	BMW M1000 RR	1'39.618

SPEED

1	1 A. BAUTISTA	Ducati Panigale V4R	297,5
2	97 X. VIERGE	Honda CBR1000 RR-R	296,7
3	31 G. GERLOFF	BMW M1000 RR	294,3
4	7 I. LECUONA	Honda CBR1000 RR-R	294,3
5	65 J. REA	Kawasaki ZX-10RR	292,7
6	21 M. RINALDI	Ducati Panigale V4R	291,9
7	47 A. BASSANI	Ducati Panigale V4R	291,1
8	22 A. LOWES	Kawasaki ZX-10RR	291,1
9	45 S. REDDING	BMW M1000 RR	289,5
10	87 R. GARDNER	Yamaha YZF R1	289,5
11	77 D. AEGERTER	Yamaha YZF R1	289,5
12	5 P. OETTL	Ducati Panigale V4R	289,5
13	54 T. RAZGATLIOGLU	Yamaha YZF R1	288,8
14	55 A. LOCATELLI	Yamaha YZF R1	288,8
15	9 D. PETRUCCI	Ducati Panigale V4R	288,8
16	60 M. VAN DER MARK	BMW M1000 RR	288,0
17	35 H. SYHRIN	Honda CBR1000 RR-R	286,5
18	52 D. KONIG	Kawasaki ZX-10RR	285,0
19	51 E. GRANADO	Honda CBR1000 RR-R	284,2
20	16 G. RUIJU	BMW M1000 RR	283,5
21	66 T. SYKES	Kawasaki ZX-10RR	283,5
22	28 B. RAY	Yamaha YZF R1	282,7
23	34 L. BALDASSARRI	Yamaha YZF R1	281,3
24	32 I. VINALES	Kawasaki ZX-10RR	279,8
25	76 L. BAZ	BMW M1000 RR	270,0

SEG. 1

1	65 J. REA	30.939
2	31 G. GERLOFF	31.011
3	1 A. BAUTISTA	31.021
4	55 A. LOCATELLI	31.109
5	77 D. AEGERTER	31.148
6	87 R. GARDNER	31.171
7	22 A. LOWES	31.180
8	54 T. RAZGATLIOGLU	31.181
9	47 A. BASSANI	31.212
10	97 X. VIERGE	31.239
11	7 I. LECUONA	31.244
12	45 S. REDDING	31.270
13	60 M. VAN DER MARK	31.314
14	5 P. OETTL	31.367
15	21 M. RINALDI	31.409
16	34 L. BALDASSARRI	31.541
17	28 B. RAY	31.562
18	51 E. GRANADO	31.717
19	9 D. PETRUCCI	31.730
20	32 I. VINALES	31.862
21	66 T. SYKES	31.867
22	16 G. RUIJU	31.888
23	52 D. KONIG	31.904
24	35 H. SYHRIN	31.938
25	76 L. BAZ	32.558

SEG. 2

1	1 A. BAUTISTA	14.010
2	55 A. LOCATELLI	14.150
3	45 S. REDDING	14.174
4	65 J. REA	14.186
5	87 R. GARDNER	14.210
6	31 G. GERLOFF	14.220
7	54 T. RAZGATLIOGLU	14.221
8	21 M. RINALDI	14.249
9	22 A. LOWES	14.250
10	7 I. LECUONA	14.292
11	97 X. VIERGE	14.304
12	77 D. AEGERTER	14.324
13	47 A. BASSANI	14.343
14	60 M. VAN DER MARK	14.359
15	5 P. OETTL	14.359
16	9 D. PETRUCCI	14.379
17	66 T. SYKES	14.494
18	35 H. SYHRIN	14.515
19	28 B. RAY	14.518
20	34 L. BALDASSARRI	14.549
21	52 D. KONIG	14.573
22	51 E. GRANADO	14.651
23	16 G. RUIJU	14.699
24	32 I. VINALES	14.706
25	76 L. BAZ	15.137

SEG. 3

1	1 A. BAUTISTA	27.583
2	65 J. REA	27.607
3	87 R. GARDNER	27.672
4	47 A. BASSANI	27.702
5	45 S. REDDING	27.710
6	55 A. LOCATELLI	27.718
7	31 G. GERLOFF	27.762
8	22 A. LOWES	27.782
9	77 D. AEGERTER	27.783
10	60 M. VAN DER MARK	27.801
11	21 M. RINALDI	27.820
12	54 T. RAZGATLIOGLU	27.823
13	7 I. LECUONA	27.847
14	9 D. PETRUCCI	27.901
15	5 P. OETTL	27.926
16	28 B. RAY	27.991
17	97 X. VIERGE	28.008
18	34 L. BALDASSARRI	28.042
19	51 E. GRANADO	28.080
20	66 T. SYKES	28.133
21	35 H. SYHRIN	28.258
22	16 G. RUIJU	28.330
23	52 D. KONIG	28.361
24	32 I. VINALES	28.376
25	76 L. BAZ	28.611

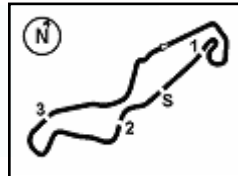
SEG. 4

1	1 A. BAUTISTA	21.863
2	45 S. REDDING	21.946
3	65 J. REA	21.961
4	60 M. VAN DER MARK	21.990
5	55 A. LOCATELLI	22.000
6	87 R. GARDNER	22.005
7	54 T. RAZGATLIOGLU	22.036
8	31 G. GERLOFF	22.061
9	22 A. LOWES	22.097
10	34 L. BALDASSARRI	22.104
11	77 D. AEGERTER	22.110
12	5 P. OETTL	22.128
13	47 A. BASSANI	22.147
14	7 I. LECUONA	22.170
15	21 M. RINALDI	22.267
16	9 D. PETRUCCI	22.292
17	97 X. VIERGE	22.315
18	51 E. GRANADO	22.539
19	35 H. SYHRIN	22.576
20	52 D. KONIG	22.582
21	66 T. SYKES	22.607
22	28 B. RAY	22.660
23	16 G. RUIJU	22.787
24	32 I. VINALES	22.968
25	76 L. BAZ	23.223

21/04/2023

These data/results cannot be reproduced, stored and/or transmitted in whole or in part by any manner of electronic, mechanical, photocopying, recording, broadcasting or otherwise now known or herein after developed without the previous express consent by the copyright owner, except for reproduction in daily press and regular printed publications on sale to the public within 60 days of the event related to those data/results and always provided that copyright symbol appears together as follows below.

© DORNA WSBK ORGANIZATION Srl 2023



TT Circuit Assen 4.542 m

Pirelli Dutch Round, 21-23 April 2023

Ideal Times Free Practice 1st Session

No. Rider	Nat	Bike	Seg. 1 Diff. 1	Seg. 2 Diff. 2	Seg. 3 Diff. 3	Seg. 4 Diff. 4	Ideal Time Best Lap	Pos.	Diff.		
1	1 A. BAUTISTA	ESP	Ducati Panigale V4R	31.021	14.010	27.583 +0.115	21.863	1'34.477 1'34.592	1	0.115	
2	65 J. REA	GBR	Kawasaki ZX-10RR	30.939 +0.032	14.186 +0.028	27.607	21.961 +0.021	1'34.693 1'34.774	2	0.081	
3	55 A. LOCATELLI	ITA	Yamaha YZF R1	31.109	14.150	27.718 +0.170	22.000 +0.038	1'34.977 1'35.185	4	0.208	
4	31 G. GERLOFF	USA	BMW M1000 RR	31.011 +0.124	14.220 +0.088	27.762	22.061 +0.052	1'35.054 1'35.318	7	0.264	
5	87 R. GARDNER	AUS	Yamaha YZF R1	31.171 +0.019	14.210	27.672 +0.099	22.005	1'35.058 1'35.176	3	0.118	
6	45 S. REDDING	GBR	BMW M1000 RR	31.270 +0.004	14.174 +0.113	27.710 +0.029	21.946	1'35.100 1'35.246	5	0.146	
7	54 T. RAZGATLIOGLU	TUR	Yamaha YZF R1	31.181 +0.012	14.221	27.823	22.036	1'35.261 1'35.273	6	0.012	
8	22 A. LOWES	GBR	Kawasaki ZX-10RR	31.180	14.250 +0.110	27.782	22.097 +0.094	1'35.309 1'35.513	9	0.204	
9	77 D. AEGERTER	SUI	Yamaha YZF R1	31.148	14.324 +0.013	27.783 +0.029	22.110 +0.151	1'35.365 1'35.558	10	0.193	
10	47 A. BASSANI	ITA	Ducati Panigale V4R	31.212	14.343	27.702	22.147 +0.045	1'35.404 1'35.449	8	0.045	
11	60 M. VAN DER MARK	NED	BMW M1000 RR	31.314	14.359 +0.066	27.801 +0.125	21.990 +0.051	1'35.464 1'35.706	11	0.242	
12	7 I. LECUONA	ESP	Honda CBR1000 RR-R	31.244	14.292	27.847 +0.168	22.170	1'35.553 1'35.721	12	0.168	
13	21 M. RINALDI	ITA	Ducati Panigale V4R	31.409	14.249	27.820 +0.044	22.267	1'35.745 1'35.789	14	0.044	
14	5 P. OETTL	GER	Ducati Panigale V4R	31.367	14.359	27.926	22.128	1'35.780 1'35.780	13		
15	97 X. VIERGE	ESP	Honda CBR1000 RR-R	31.239 +0.020	14.304 +0.063	28.008 +0.035	22.315	1'35.866 1'35.984	16	0.118	
16	34 L. BALDASSARRI	ITA	Yamaha YZF R1	31.541 +0.009	14.549	28.042	22.104 +0.036	1'36.236 1'36.281	17	0.045	
17	28 B. RAY	GBR	Yamaha YZF R1	31.562	14.518	27.991	22.660	1'36.731 1'36.731	18		
18	51 E. GRANADO	BRA	Honda CBR1000 RR-R	31.717	14.651 +0.023	28.080 +0.070	22.539 +0.045	1'36.987 1'37.125	19	0.138	
19	66 T. SYKES	GBR	Kawasaki ZX-10RR	31.867	14.494	28.133	22.607 +0.068	1'37.101 1'37.169	20	0.068	
20	35 H. SYHRIN	MAS	Honda CBR1000 RR-R	31.938	14.515	28.258	22.576 +0.009	1'37.287 1'37.296	21	0.009	
21	52 D. KONIG	CZE	Kawasaki ZX-10RR	31.904 +0.006	14.573	28.361	22.582	1'37.420 1'37.426	22	0.006	
22	16 G. RUIJ	ITA	BMW M1000 RR	31.888	14.699	28.330	22.787	1'37.704	23		
23	32 I. VINALES	ESP	Kawasaki ZX-10RR	31.862 +0.165	14.706 +0.281	28.376	22.968	1'37.912 1'38.358	24	0.446	
24	76 L. BAZ	FRA	BMW M1000 RR	32.558	15.137 +0.058	28.611	23.223 +0.031	1'39.529 1'39.618	25	0.089	
	9 D. PETRUCCI	ITA	Ducati Panigale V4R	One or more sectors missing					1'35.919		
Overall Ideal Time				30.939	14.010	27.583	21.863	1'34.395			

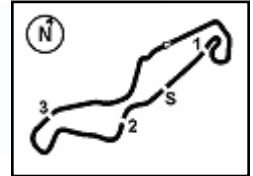
21/04/2023

These data/results cannot be reproduced, stored and/or transmitted in whole or in part by any manner of electronic, mechanical, photocopying, recording, broadcasting or otherwise now known or herein after developed without the previous express consent by the copyright owner, except for reproduction in daily press and regular printed publications on sale to the public within 60 days of the event related to those data/results and always provided that copyright symbol appears together as follows below.

© DORNA WSBK ORGANIZATION Srl 2023

FICR PERUGIA TIMING





Pirelli Dutch Round, 21-23 April 2023

Chronological Analysis Free Practice 1st Session

TT Circuit Assen 4.542 m

1 / 5

1° 1 A. BAUTISTA [1'34.592]							
Lap	Seg1	Seg2	Seg3	Seg4	Lap Time	km/h	Local Time
1		15.664	29.370	24.107		274,8	10:32'10.209
2	33.097	14.692	28.147	22.954	1'38.890	291,9	10:33'49.099
3	31.841	14.464	28.055	22.358	1'36.718	291,1	10:35'25.817
4	31.860	14.362	28.051	22.312	1'36.585	292,7	10:37'02.402
5	31.503	14.198	27.952	22.193	1'35.846	291,1	10:38'38.248
6	31.369	14.162	27.864	22.123	1'35.518	295,1	10:40'13.766
7	31.864	14.357	27.949	22.241	1'36.411	297,5	10:41'50.177
8	31.385	14.184	27.828	22.102	1'35.499	293,5	10:43'25.676
9	31.185	14.170	27.618	22.123	1'35.096	291,9	10:45'00.772
10	32.167	14.593	28.693	31.854	1'47.307P	289,5	10:46'48.079
11	12'39.067	14.374	28.198	22.210	13'43.849P	290,3	11:00'31.928
12	31.322	14.159	27.705	22.029	1'35.215	292,7	11:02'07.143
13	31.128	14.239	27.730	21.994	1'35.091	291,1	11:03'42.234
14	31.125	14.100	27.583	21.890	1'34.698	291,9	11:05'16.932
15	31.072	14.104	27.628	22.048	1'34.852	291,9	11:06'51.784
16	31.138	14.086	27.594	22.206	1'35.024	292,7	11:08'26.808
17	31.143	14.031	27.731	22.183	1'35.088	293,5	11:10'01.896
18	31.365	14.203	27.723	21.945	1'35.236	291,9	11:11'37.132
19	31.021	14.010	27.698	21.863	1'34.592	295,1	11:13'11.724
20	34.959	14.145	28.004	22.207	1'39.315	293,5	11:14'51.039
21	31.109	14.133	27.876	22.170	1'35.288	293,5	11:16'26.327

14	31.171	14.391	27.894	22.331	1'35.787	287,2	11:03'14.869
15	35.143	14.578	28.026	22.379	1'40.126	286,5	11:04'54.995
16	31.286	14.345	28.351	22.245	1'36.227	285,7	11:06'31.222
17	31.253	14.280	27.750	22.198	1'35.481	286,5	11:08'06.703
18	37.007	15.030	35.737	23.092	1'50.866	278,4	11:09'57.569
19	31.468	14.327	27.843	22.297	1'35.935	286,5	11:11'33.504
20	31.190	14.210	27.771	22.005	1'35.176	288,0	11:13'08.680
21	31.390	14.233	27.760	22.426	1'35.809	288,0	11:14'44.489
22	35.770	14.557	29.675	22.387	1'42.389	286,5	11:16'26.878

2° 65 J. REA [1'34.774]							
Lap	Seg1	Seg2	Seg3	Seg4	Lap Time	km/h	Local Time
1		15.528	36.045	22.669		286,5	10:32'18.415
2	31.411	14.485	28.057	22.472	1'36.425	287,2	10:33'54.840
3	31.198	14.375	27.762	22.107	1'35.442	286,5	10:35'30.282
4	31.086	14.309	27.903	22.675	1'35.973	292,7	10:37'06.255
5	31.586	14.475	27.792	22.204	1'36.057	291,1	10:38'42.312
6	31.101	14.295	34.151	25.597	1'45.144	286,5	10:40'27.456
7	31.245	14.206	27.784	22.117	1'35.352	288,8	10:42'02.808
8	30.939	14.392	27.717	21.961	1'35.009	288,0	10:43'37.817
9	30.971	14.214	27.607	21.982	1'34.774	287,2	10:45'12.591
10	32.876	14.432	29.439	32.036	1'48.783P	286,5	10:47'01.374
11	11'57.878	14.533	28.381	22.361	13'03.153P	285,0	11:00'04.527
12	31.264	14.265	27.652	22.062	1'35.243	288,0	11:01'39.770
13	31.024	14.186	27.844	22.160	1'35.214	288,8	11:03'14.984
14	31.333	14.281	27.775	22.094	1'35.483	287,2	11:04'50.467
15	31.062	14.272	27.769	22.217	1'35.320	286,5	11:06'25.787
16	31.112	14.249	27.647	22.071	1'35.079	287,2	11:08'00.866
17	31.244	14.298	27.832	33.124	1'46.498	287,2	11:09'47.364
18	48.331	14.757	29.387	22.303	1'54.778	284,2	11:11'42.142
19	32.035	14.500	28.514	22.523	1'37.572	285,7	11:13'19.714
20	31.070	14.297	27.713	22.100	1'35.180	288,0	11:14'54.894
21	31.327	14.191	27.742	22.172	1'35.432	288,8	11:16'30.326

4° 55 A. LOCATELLI [1'35.185]							
Lap	Seg1	Seg2	Seg3	Seg4	Lap Time	km/h	Local Time
1		16.036	29.787	23.557		274,8	10:32'22.825
2	32.471	14.853	30.523	22.790	1'40.637	281,3	10:34'03.462
3	32.073	14.505	28.005	22.761	1'37.344	285,7	10:35'40.806
4	31.821	14.497	28.082	22.506	1'36.906	285,7	10:37'17.712
5	31.757	14.416	27.991	22.198	1'36.362	284,2	10:38'54.074
6	31.440	14.349	27.922	22.307	1'36.018	287,2	10:40'30.092
7	31.465	14.298	28.053	22.131	1'35.947	288,0	10:42'06.039
8	31.517	14.501	28.770	32.964	1'47.752P	285,0	10:43'53.791
9	6'42.827	14.790	28.183	22.339	7'48.139P	283,5	10:51'41.930
10	31.485	14.280	27.909	22.054	1'35.728	288,8	10:53'17.658
11	31.109	14.150	27.888	22.038	1'35.185	288,0	10:54'52.843
12	31.922	14.567	28.450	31.564	1'46.503P	284,2	10:56'39.346
13	6'59.915	14.725	28.028	22.219	8'04.887P	283,5	11:04'44.233
14	31.381	14.326	27.960	22.026	1'35.693	286,5	11:06'19.926
15	31.183	14.274	27.718	22.142	1'35.317	288,8	11:07'55.243
16	31.507	14.291	27.854	22.070	1'35.722	285,7	11:09'30.965
17	31.314	14.302	27.868	22.085	1'35.569	287,2	11:11'06.534
18	31.384	14.214	27.827	22.000	1'35.425	285,7	11:12'41.959
19	31.232	14.250	28.056	22.107	1'35.645	288,8	11:14'17.604
20	31.335	14.281	27.982	22.123	1'35.721	288,8	11:15'53.325

3° 87 R. GARDNER [1'35.176]							
Lap	Seg1	Seg2	Seg3	Seg4	Lap Time	km/h	Local Time
1		15.946	29.331	24.423		276,9	10:32'10.410
2	33.297	15.021	28.470	24.397	1'41.185	289,5	10:33'51.593
3	31.859	14.635	28.264	22.710	1'37.468	288,8	10:35'29.063
4	31.729	14.618	27.852	22.452	1'36.651	287,2	10:37'05.714
5	31.747	14.527	27.767	22.562	1'36.603	286,5	10:38'42.317
6	31.461	14.374	28.062	22.287	1'36.184	289,5	10:40'18.501
7	41.255	14.429	28.015	22.498	1'46.197	286,5	10:42'04.698
8	31.348	14.322	27.756	23.620	1'37.046	288,0	10:43'41.744
9	31.297	14.313	27.672	22.064	1'35.346	287,2	10:45'17.090
10	37.718	15.015	28.710	33.310	1'54.753P	283,5	10:47'11.843
11	10'06.098	15.676	28.866	23.546	11'14.186P	270,0	10:58'26.029
12	31.773	14.594	28.220	22.571	1'37.158	285,7	11:00'03.187
13	31.324	14.358	27.770	22.443	1'35.895	286,5	11:01'39.082

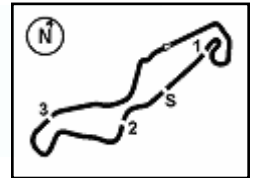
5° 45 S. REDDING [1'35.246]							
Lap	Seg1	Seg2	Seg3	Seg4	Lap Time	km/h	Local Time
1							10:32'19.651
2					4'11.301P		10:36'30.952
3	32.009	14.584	28.042	22.458	1'37.093	286,5	10:38'08.045
4	31.645	14.369	27.819	22.180	1'36.013	285,7	10:39'44.058
5	31.933	14.399	28.043	22.448	1'36.823	289,5	10:41'20.881
6	31.992	14.433	27.981	22.152	1'36.558	286,5	10:42'57.439
7	31.675	14.311	27.908	22.127	1'36.021	286,5	10:44'33.460
8	31.494	14.261	27.833	22.319	1'35.907	287,2	10:46'09.367
9	33.935	14.711	30.143	22.267	1'41.056	284,2	10:47'50.423
10	31.489	14.329	27.710	22.048	1'35.576	289,5	10:49'25.999
11	31.554	14.174	27.774	22.154	1'35.656	288,8	10:51'01.655
12	31.429	14.260	27.828	22.098	1'35.615	288,0	10:52'37.270
13	35.937	14.663	28.735	32.089	1'51.424P	285,0	10:54'28.694
14	14'41.543	15.050	28.565	22.517	15'47.675P	283,5	11:10'16.369
15	31.397	14.440	27.877	22.255	1'35.969	286,5	11:11'52.338
16	31.270	14.389	27.803	22.044	1'35.506	288,0	11:13'27.844
17	31.274	14.287	27.739	21.946	1'35.246	288,8	11:15'03.090

21/04/2023 P = Pits In/Out - C = Lap Time Cancelled

6° 54 T. RAZGATLIOGLU [1'35.273]							
Lap	Seg1	Seg2	Seg3	Seg4	Lap Time	km/h	Local Time
1		15.151	29.028	22.816		282,0	10:32'33.732
2	32.085	14.652	28.177	24.488	1'39.402	285,0	10:34'13.134
3	32.229	14.527	28.435	22.008	1'47.199P	285,7	10:36'00.333
4	9'08.533	14.461	28.122	22.589	10'13.705P	284,2	10:46'14.038
5	31.490	14.293	27.974	22.309	1'36.066	286,5	10:47'50.104
6	31.181	14.224	27.943	22.168	1'35.516	288,0	10:49'25.620
7	31.297	14.235	27.842	22.127	1'35.501	288,8	10:51'01.121
8	32.186	14.429	28.021	31.824	1'46.460P	282,0	10:52'47.581

These data/results cannot be reproduced, stored and/or transmitted in whole or in part by any manner of electronic, mechanical, photocopying, recording, broadcasting or otherwise now known or herein after developed without the previous express consent by the copyright owner, except for reproduction in daily press and regular printed publications on sale to the public within 60 days of the event related to those data/results and always provided that copyright symbol appears together as follows below.

© DORNA WSBK ORGANIZATION Srl 2023



TT Circuit Assen 4.542 m

Pirelli Dutch Round, 21-23 April 2023

Chronological Analysis Free Practice 1st Session

2 / 5

9	9'36.229	14.525	28.223	22.216	10'41.193P	284,2	11:03'28.774	14	43.385	15.761	28.651	22.097	1'49.894	270,0	11:03'17.828
10	31.255	14.329	28.016	22.540	1'36.140	288,0	11:05'04.914	15	31.387	14.319	27.827	22.215	1'35.748	290,3	11:04'53.576
11	31.193	14.221	27.823	22.036	1'35.273	286,5	11:06'40.187	16	31.250	14.389	27.897	22.127	1'35.663	288,8	11:06'29.239
12	31.207	14.250	27.929	22.119	1'35.505	287,2	11:08'15.692	17	31.237	16.155	30.540	33.324	1'51.256P	288,8	11:08'20.495
13	32.073	16.683	28.183	31.776	1'48.715P	201,9	11:10'04.407	18	3'22.270	14.651	28.143	22.246	4'27.310P	288,0	11:12'47.805
14	3'33.492	14.842	30.069	22.356	4'40.759P	284,2	11:14'45.166	19	31.409	14.323	27.875	22.209	1'35.816	291,1	11:14'23.621
15	31.217	14.285	27.873	22.042	1'35.417	288,8	11:16'20.583	20	31.300	14.250	28.012	22.146	1'35.708	290,3	11:15'59.329

7° 31 G. GERLOFF [1'35.318]							
Lap	Seg1	Seg2	Seg3	Seg4	Lap Time	km/h	Local Time
1		15.101	29.363	23.680		290,3	10:32'17.465
2	31.904	14.621	28.214	22.691	1'37.430	290,3	10:33'54.895
3	31.594	14.460	28.040	22.400	1'36.494	294,3	10:35'31.389
4	32.345	14.475	57.144	33.312	2'17.276P	291,1	10:37'48.665
5	10'50.332	14.540	28.571	22.606	11'56.049P	291,1	10:49'44.714
6	31.492	14.377	28.161	22.061	1'36.091	292,7	10:51'20.805
7	31.160	14.245	27.916	22.080	1'35.401	291,1	10:52'56.206
8	31.072	14.251	27.892	22.213	1'35.428	292,7	10:54'31.634
9	36.198	14.400	28.351	22.307	1'41.256	292,7	10:56'12.890
10	31.011	14.229	27.944	22.157	1'35.341	290,3	10:57'48.231
11	31.752	14.516	28.431	32.070	1'46.769P	290,3	10:59'35.000
12	8'34.906	14.574	28.399	22.248	9'40.127P	291,1	11:09'15.127
13	31.135	14.308	27.762	22.113	1'35.318	288,8	11:10'50.445
14	34.011	14.358	28.743	22.298	1'39.410	292,7	11:12'29.855
15	31.305	14.274	27.802	22.149	1'35.530	294,3	11:14'05.385
16	31.233	14.220	27.887	22.492	1'35.832	292,7	11:15'41.217

10° 77 D. AEGERTER [1'35.558]							
Lap	Seg1	Seg2	Seg3	Seg4	Lap Time	km/h	Local Time
1		16.163	29.671	23.214		260,9	10:32'12.167
2	32.607	14.913	28.435	23.134	1'39.089	285,7	10:33'51.256
3	32.014	14.697	28.515	22.707	1'37.933	283,5	10:35'29.189
4	31.873	14.584	28.069	22.829	1'37.355	289,5	10:37'06.544
5	31.691	14.449	27.913	22.226	1'36.279	288,8	10:38'42.823
6	31.560	14.424	27.919	22.229	1'36.132	287,2	10:40'18.955
7	31.574	14.394	28.039	22.144	1'36.151	285,7	10:41'55.106
8	31.672	14.485	28.117	22.434	1'36.708	288,8	10:43'31.814
9	37.776	14.578	28.107	22.522	1'42.983	285,0	10:45'14.797
10	31.451	14.324	27.783	22.139	1'35.697	287,2	10:46'50.494
11	31.461	14.366	27.926	22.196	1'35.949	285,0	10:48'26.443
12	33.760	14.970	29.777	31.895	1'50.402P	282,0	10:50'16.845
13	10'22.723	14.868	28.819	22.727	11'29.137P	282,0	11:01'45.982
14	31.759	14.552	28.113	22.174	1'36.598	283,5	11:03'22.580
15	31.504	14.441	27.951	22.110	1'36.006	284,2	11:04'58.586
16	31.364	14.362	27.903	22.238	1'35.867	283,5	11:06'34.453
17	31.426	14.428	27.972	22.316	1'36.142	284,2	11:08'10.595
18	35.773	18.682	28.202	22.793	1'45.450	153,2	11:09'56.045
19	31.351	14.363	27.907	22.369	1'35.990	285,0	11:11'32.035
20	33.516	15.205	37.158	22.801	1'48.680	273,4	11:13'20.715
21	31.148	14.337	27.812	22.261	1'35.558	286,5	11:14'56.273
22	31.417	14.420	28.295	22.507	1'36.639	285,7	11:16'32.912

8° 47 A. BASSANI [1'35.449]							
Lap	Seg1	Seg2	Seg3	Seg4	Lap Time	km/h	Local Time
1		15.670	29.334	24.209		280,5	10:32'10.541
2	33.001	14.899	28.264	22.770	1'38.934	287,2	10:33'49.475
3	31.898	14.709	28.191	22.631	1'37.429	288,0	10:35'26.904
4	31.646	14.474	27.961	22.488	1'36.569	291,1	10:37'03.473
5	31.397	14.391	27.968	22.147	1'35.903	288,0	10:38'39.376
6	31.376	14.455	27.951	22.331	1'36.113	289,5	10:40'15.489
7	31.569	14.503	28.071	22.383	1'36.526	291,1	10:41'52.015
8	31.405	14.368	27.938	22.189	1'35.900	291,1	10:43'27.915
9	37.298	14.996	28.885	32.621	1'53.800P	282,7	10:45'21.715
10	15'44.014	14.841	28.552	22.996	16'50.403P	285,7	11:02'12.118
11	31.593	14.440	28.113	22.286	1'36.432	288,8	11:03'48.550
12	31.442	14.368	27.817	22.271	1'35.898	288,0	11:05'24.448
13	31.253	14.351	27.825	22.376	1'35.805	289,5	11:07'00.253
14	31.212	14.343	27.702	22.192	1'35.449	288,8	11:08'35.702
15	31.285	14.405	28.111	22.549	1'36.350	290,3	11:10'12.052
16	35.952	14.502	28.175	22.547	1'41.176	288,0	11:11'53.228
17	31.495	14.595	28.441	22.591	1'37.122	291,1	11:13'30.350
18	31.800	14.489	28.138	22.451	1'36.878	288,8	11:15'07.228

11° 60 M. VAN DER MARK [1'35.706]							
Lap	Seg1	Seg2	Seg3	Seg4	Lap Time	km/h	Local Time
1		15.712	28.841	23.196		265,4	10:32'05.059
2	32.436	14.760	28.203	22.636	1'38.035	284,2	10:33'43.094
3	31.723	14.677	28.147	22.499	1'37.046	283,5	10:35'20.140
4	31.760	14.550	28.003	22.294	1'36.607	287,2	10:36'56.747
5	31.726	14.547	28.081	22.443	1'36.797	285,7	10:38'33.544
6	31.640	14.415	28.044	22.144	1'36.243	285,0	10:40'09.787
7	31.725	14.430	27.982	22.218	1'36.355	286,5	10:41'46.142
8	31.530	14.437	28.002	22.637	1'36.606	286,5	10:43'22.748
9	31.612	14.359	28.101	22.223	1'36.295	285,0	10:44'59.043
10	31.518	14.368	28.052	22.047	1'35.985	286,5	10:46'35.028
11	32.712	14.692	29.202	33.914	1'50.520P	283,5	10:48'25.548
12	10'15.648	16.377	33.151	22.599	11'27.775P	252,3	10:59'53.323
13	31.629	14.523	27.926	22.171	1'36.249	285,7	11:01'29.572
14	31.436	14.388	27.991	21.990	1'35.805	286,5	11:03'05.377
15	31.377	14.432	27.949	22.243	1'36.001	287,2	11:04'41.378
16	31.509	14.435	31.016	22.294	1'39.254	286,5	11:06'20.632
17	31.707	14.359	28.925	33.195	1'48.186P	283,5	11:08'08.818
18	3'13.795	14.672	28.261	22.043	4'18.771P	281,3	11:12'27.589
19	31.405	14.387	27.801	22.281	1'35.874	288,0	11:14'03.463
20	31.314	14.425	27.926	22.041	1'35.706	287,2	11:15'39.169

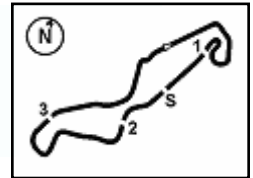
9° 22 A. LOWES [1'35.513]							
Lap	Seg1	Seg2	Seg3	Seg4	Lap Time	km/h	Local Time
1		15.479	29.135	22.876		287,2	10:32'26.195
2	31.468	14.402	27.845	22.355	1'36.070	288,8	10:34'02.265
3	34.262	14.864	28.943	33.534	1'51.603P	288,8	10:35'53.868
4	3'49.452	14.914	28.618	22.403	4'55.387P	289,5	10:40'49.255
5	31.180	14.360	27.782	22.191	1'35.513	289,5	10:42'24.768
6	31.463	14.422	27.959	22.332	1'36.176	288,8	10:44'00.944
7	31.389	14.451	27.904	22.156	1'35.900	290,3	10:45'36.844
8	31.405	14.345	27.894	22.277	1'35.921	289,5	10:47'12.765
9	31.494	15.085	30.460	33.524	1'50.563P	288,8	10:49'03.328
10	6'30.502	14.876	28.555	22.550	7'36.483P	285,0	10:56'39.811
11	31.871	14.409	27.949	22.160	1'36.389	288,8	10:58'16.200
12	31.600	14.407	27.909	22.253	1'36.169	288,8	10:59'52.369
13	31.325	14.289	27.826	22.125	1'35.565	289,5	11:01'27.934

12° 7 I. LECUONA [1'35.721]							
Lap	Seg1	Seg2	Seg3	Seg4	Lap Time	km/h	Local Time
1		15.629	29.983	23.880		286,5	10:31'57.929
2	32.797	14.833	28.818	22.983	1'39.431	291,1	10:33'37.360
3	32.139	14.771	28.329	22.680	1'37.919	289,5	10:35'15.279
4	31.834	14.676	28.065	22.379	1'36.954	291,1	10:36'52.233
5	31.846	14.767	28.169	22.450	1'37.232	292,7	10:38'29.465

21/04/2023 P = Pits In/Out - C = Lap Time Cancelled

These data/results cannot be reproduced, stored and/or transmitted in whole or in part by any manner of electronic, mechanical, photocopying, recording, broadcasting or otherwise now known or herein after developed without the previous express consent by the copyright owner, except for reproduction in daily press and regular printed publications on sale to the public within 60 days of the event related to those data/results and always provided that copyright symbol appears together as follows below.

© DORNA WSBK ORGANIZATION Srl 2023



TT Circuit Assen 4.542 m

Pirelli Dutch Round, 21-23 April 2023

Chronological Analysis Free Practice 1st Session

3 / 5

6	31.545	14.551	28.008	22.297	1'36.401	290,3	10:40'05.866	3	32.252	14.730	28.240	22.451	1'37.673	284,2	10:38'36.496
7	31.645	14.615	28.766	32.588	1'47.614P	291,1	10:41'53.480	4	32.001	14.557	28.227	22.329	1'37.114	288,0	10:40'13.610
8	8'46.296	14.692	28.289	22.859	9'52.136P	290,3	10:51'45.616	5	31.770	14.381	27.965	22.695	1'36.811	288,8	10:41'50.421
9	31.532	14.590	27.900	22.405	1'36.427	290,3	10:53'22.043	6	31.730	14.379	27.901	22.292	1'36.302	286,5	10:43'26.723
10	31.315	14.569	27.936	22.420	1'36.240	290,3	10:54'58.283	7	33.024	15.026	29.227	25.478	1'42.755	284,2	10:45'09.478
11	32.850	14.853	28.409	32.094	1'48.206P	288,8	10:56'46.489	8	32.805	14.803	30.156	35.259	1'53.023P	285,0	10:47'02.501
12	6'46.912	14.749	29.521	25.112	7'56.294P	289,5	11:04'42.783	9					13'55.740P		11:00'58.241
13	31.561	14.601	27.959	22.344	1'36.465	288,8	11:06'19.248	10					1'35.923		11:02'34.164
14	31.388	14.444	27.847	22.184	1'35.863	289,5	11:07'55.111	11					1'37.920		11:04'12.084
15	31.788	14.637	28.028	22.212	1'36.665	287,2	11:09'31.776	12					1'35.919		11:05'48.003
16	31.466	14.369	27.978	22.319	1'36.132	291,9	11:11'07.908	13					1'36.061		11:07'24.064
17	35.188	14.725	28.222	22.422	1'40.557	293,5	11:12'48.465	14					1'48.163		11:09'12.227
18	31.245	14.384	27.908	22.200	1'35.737	294,3	11:14'24.202	15					1'54.718P		11:11'06.945
19	31.244	14.292	28.015	22.170	1'35.721	293,5	11:15'59.923	16					3'55.823P		11:15'02.768

13° 5 P. DETTL [1'35.780]							
Lap	Seg.1	Seg.2	Seg.3	Seg.4	Lap Time	km/h	Local Time
1		15.754	29.226	23.434		273,4	10:32'11.470
2	32.796	15.155	28.483	22.933	1'39.367	283,5	10:33'50.837
3	32.223	14.774	28.284	22.704	1'37.985C	285,7	10:35'28.822
4	31.914	14.532	28.195	22.527	1'37.168C	288,0	10:37'05.990
5	31.704	14.591	28.163	22.686	1'37.144	288,8	10:38'43.134
6	31.767	14.551	28.078	22.356	1'36.752	289,5	10:40'19.886
7	31.707	14.503	27.993	22.346	1'36.549	286,5	10:41'56.435
8	31.392	14.435	28.164	22.272	1'36.263	287,2	10:43'32.698
9	31.573	14.531	27.929	22.310	1'36.343	283,5	10:45'09.041
10	38.450	14.713	29.745	31.461	1'54.369P	284,2	10:47'03.410
11	9'08.113	14.629	28.260	22.452	10'13.454P	281,3	10:57'16.864
12	31.503	14.470	28.090	22.439	1'36.502	287,2	10:58'53.366
13	31.436	14.433	28.049	22.224	1'36.142	287,2	11:00'29.508
14	31.856	14.465	28.375	33.528	1'48.224P	285,7	11:02'17.732
15	4'12.478	14.633	28.114	22.421	5'17.646P	285,0	11:07'35.378
16	31.631	14.409	28.052	22.273	1'36.365	286,5	11:09'11.743
17	31.425	14.378	28.038	22.168	1'36.009	283,5	11:10'47.752
18	31.367	14.359	27.926	22.128	1'35.780	284,2	11:12'23.532
19	39.540	14.653	28.180	22.420	1'44.793	285,7	11:14'08.325
20	31.897	14.637	28.366	22.659	1'37.559	285,0	11:15'45.884

16° 97 X. VIERGE [1'35.984]							
Lap	Seg.1	Seg.2	Seg.3	Seg.4	Lap Time	km/h	Local Time
1		15.639	29.264	24.366		273,4	10:32'10.951
2	32.948	14.992	28.416	23.172	1'39.528	285,7	10:33'50.479
3	31.879	14.520	28.194	22.977	1'37.570	291,9	10:35'28.049
4	31.629	14.431	28.091	22.659	1'36.810	292,7	10:37'04.859
5	31.560	14.368	28.028	22.451	1'36.407	292,7	10:38'41.266
6	31.385	14.521	35.103	24.131	1'45.140	289,5	10:40'26.406
7	31.820	14.567	28.329	22.680	1'37.396	292,7	10:42'03.802
8	31.344	14.468	28.401	23.103	1'37.316	296,7	10:43'41.118
9	31.371	14.361	28.290	22.372	1'36.394	294,3	10:45'17.512
10	31.488	14.304	28.008	22.475	1'36.275	295,9	10:46'53.787
11	33.391	15.557	28.416	32.261	1'49.625P	266,7	10:48'43.412
12	5'48.560	14.815	28.895	22.604	6'54.874P	289,5	10:55'38.286
13	31.491	14.468	28.249	22.691	1'36.899	292,7	10:57'15.185
14	31.375	14.361	28.074	22.631	1'36.441	292,7	10:58'51.626
15	31.383	14.412	28.072	22.505	1'36.372	294,3	11:00'27.998
16	31.394	14.394	28.110	32.503	1'46.401P	293,5	11:02'14.399
17	4'59.154	14.925	29.958	29.167	6'13.204P	288,8	11:08'27.603
18	31.259	14.367	28.043	22.315	1'35.984	294,3	11:10'03.587
19	31.239	14.310	28.041	22.399	1'35.989	293,5	11:11'39.576
20	40.266	20.511	28.364	23.296	1'52.437	144,8	11:13'32.013
21	31.361	14.374	28.125	22.988	1'36.848	294,3	11:15'08.861

14° 21 M. RINALDI [1'35.789]							
Lap	Seg.1	Seg.2	Seg.3	Seg.4	Lap Time	km/h	Local Time
1		15.229	29.195	23.568		287,2	10:32'40.035
2	32.300	14.579	28.141	22.720	1'37.740	289,5	10:34'17.775
3	32.430	14.584	28.032	22.619	1'37.665	290,3	10:35'55.440
4	31.777	14.378	27.956	22.525	1'36.636	290,3	10:37'32.076
5	31.573	14.431	28.052	22.607	1'36.663	291,9	10:39'08.739
6	31.573	14.311	27.966	22.454	1'36.304	291,1	10:40'45.043
7	33.264	16.289	30.291	32.590	1'52.434P	281,3	10:42'37.477
8	9'13.574	16.737	28.501	22.534	10'21.346P	212,6	10:52'58.823
9	31.617	14.512	28.006	22.328	1'36.463	288,8	10:54'35.286
10	31.650	14.353	27.929	22.421	1'36.353	289,5	10:56'11.639
11	31.582	14.330	27.982	22.373	1'36.267	289,5	10:57'47.906
12	31.634	15.065	30.970	32.375	1'50.044P	290,3	10:59'37.950
13	7'30.069	14.470	29.194	25.798	8'39.531P	289,5	11:08'17.481
14	31.602	14.331	27.820	22.281	1'36.034	290,3	11:09'53.515
15	31.409	14.249	27.864	22.267	1'35.789	291,1	11:11'29.304
16	39.461	14.550	30.911	23.663	1'48.585	291,9	11:13'17.889
17	31.587	14.359	28.122	22.829	1'36.897	290,3	11:14'54.786
18	33.970	15.160	29.610	24.011	1'42.751	278,4	11:16'37.537

17° 34 L. BALDASSARRI [1'36.281]							
Lap	Seg.1	Seg.2	Seg.3	Seg.4	Lap Time	km/h	Local Time
1		15.947	29.677	23.693		268,7	10:31'48.020
2	32.590	15.039	28.524	23.212	1'39.365	278,4	10:33'27.385
3	32.140	14.849	28.525	22.663	1'38.177	273,4	10:35'05.562
4	32.028	14.760	28.284	22.694	1'37.766	280,5	10:36'43.328
5	32.065	14.829	28.552	22.587	1'38.033	279,8	10:38'21.361
6	31.864	14.781	28.223	22.282	1'37.150	279,8	10:39'58.511
7	31.869	14.708	28.337	22.510	1'37.424	279,8	10:41'35.935
8	33.580	15.223	28.883	22.749	1'40.435	276,2	10:43'16.370
9	31.738	14.693	28.117	22.318	1'36.866	279,1	10:44'53.236
10	33.444	15.395	29.680	33.630	1'52.149P	273,4	10:46'45.385
11	11'30.358	15.460	32.305	23.951	12'42.074P	271,4	10:59'27.459
12	32.290	14.733	28.800	22.792	1'38.615	276,9	11:01'06.074
13	31.911	14.558	28.354	22.575	1'37.398	279,8	11:02'43.472
14	31.639	14.600	28.161	22.305	1'36.705	280,5	11:04'20.177
15	31.677	14.659	28.207	22.309	1'36.852	279,8	11:05'57.029
16	31.541	14.583	28.128	22.214	1'36.466	279,1	11:07'33.495
17	33.771	14.572	28.358	22.695	1'39.396	280,5	11:09'12.891
18	31.550	14.549	28.042	22.140	1'36.281	281,3	11:10'49.172
19	33.678	14.675	28.228	22.104	1'38.685	276,2	11:12'27.857
20	31.659	15.027	31.798	23.609	1'42.093	273,4	11:14'09.950
21	31.871	15.288	30.500	23.036	1'40.695	276,2	11:15'50.645

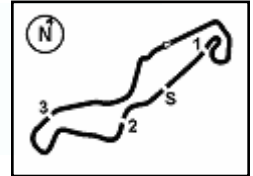
15° 9 D. PETRUCCI [1'35.919]							
Lap	Seg.1	Seg.2	Seg.3	Seg.4	Lap Time	km/h	Local Time
1		15.364	29.085	32.785		279,8	10:32'25.244
2	3'27.604	14.844	28.235	22.896	4'33.579P	285,0	10:36'58.823

21/04/2023

P = Pits In/Out - C = Lap Time Cancelled

These data/results cannot be reproduced, stored and/or transmitted in whole or in part by any manner of electronic, mechanical, photocopying, recording, broadcasting or otherwise now known or herein after developed without the previous express consent by the copyright owner, except for reproduction in daily press and regular printed publications on sale to the public within 60 days of the event related to those data/results and always provided that copyright symbol appears together as follows below.

© DORNA WSBK ORGANIZATION Srl 2023



TT Circuit Assen 4.542 m

Pirelli Dutch Round, 21-23 April 2023

Chronological Analysis Free Practice 1st Session

4 / 5

18°		28 B. RAY [1'36.731]					
Lap	Seg1	Seg2	Seg3	Seg4	Lap Time	km/h	Local Time
1		15.638	30.131	24.585	274,1	10:34'44.736	
2	33.558	15.302	29.080	23.552	1'41.492	278,4	10:36'26.228
3	32.638	14.770	28.607	23.316	1'39.331	279,8	10:38'05.559
4	32.160	14.682	28.354	22.870	1'38.066	279,1	10:39'43.625
5	33.599	14.870	29.009	33.562	1'51.040P	278,4	10:41'34.665
6	4'44.154	14.809	28.874	22.927	5'50.764P	278,4	10:47'25.429
7	31.823	14.612	28.139	22.700	1'37.274	279,8	10:49'02.703
8	31.680	14.542	28.240	22.737	1'37.199	282,7	10:50'39.900
9	32.832	14.715	28.949	33.432	1'49.928P	279,8	10:52'29.832
10	9'18.612	14.818	29.305	23.317	10'26.052P	276,9	11:02'55.882
11	32.130	14.698	28.407	22.825	1'38.060	279,8	11:04'33.942
12	32.425	14.736	28.924	33.873	1'49.958P	277,6	11:06'23.900
13	5'53.598	14.912	28.915	23.037	7'00.462P	277,6	11:13'24.362
14	31.562	14.518	27.991	22.660	1'36.731	282,7	11:15'01.093

19°		51 E. GRANADO [1'37.125]					
Lap	Seg1	Seg2	Seg3	Seg4	Lap Time	km/h	Local Time
1		16.038	32.943	23.976	279,1	10:33'31.391	
2	32.821	15.007	30.866	23.378	1'42.072	280,5	10:35'13.463
3	32.340	14.862	28.363	22.869	1'38.434	284,2	10:36'51.897
4	32.068	17.826	35.970	26.135	1'51.999	272,7	10:38'43.896
5	32.019	15.067	28.485	23.295	1'38.866	284,2	10:40'22.762
6	32.202	14.743	28.326	23.035	1'38.306	284,2	10:42'01.068
7	32.369	14.686	28.404	22.827	1'38.286	282,7	10:43'39.354
8	36.112	14.844	28.556	22.925	1'42.437	282,0	10:45'21.791
9	32.055	14.701	28.297	22.935	1'37.988	282,0	10:46'59.779
10	35.296	15.719	29.357	35.204	1'55.576P	279,8	10:48'55.355
11	9'15.444	16.046	28.787	23.021	10'23.298P	252,3	10:59'18.653
12	32.085	14.669	28.247	22.949	1'37.950	282,7	11:00'56.603
13	31.851	14.751	28.080	22.758	1'37.440	282,0	11:02'34.043
14	32.149	15.340	29.306	33.699	1'50.494P	282,0	11:04'24.537
15	5'14.105	16.156	31.330	22.539	6'24.130P	245,5	11:10'48.667
16	31.717	14.674	28.150	22.584	1'37.125	282,7	11:12'25.792
17	31.928	14.654	28.409	23.037	1'38.028	279,8	11:14'03.820
18	31.865	14.651	28.162	22.798	1'37.476	282,0	11:15'41.296

20°		66 T. SYKES [1'37.169]					
Lap	Seg1	Seg2	Seg3	Seg4	Lap Time	km/h	Local Time
1		17.392	45.350	40.832	272,7	10:33'52.257	
2	6'51.144	15.217	31.876	23.532	8'01.769P	278,4	10:41'54.026
3	32.603	14.889	31.003	33.460	1'51.955P	282,0	10:43'45.981
4	7'49.750	14.858	29.170	23.105	8'56.883P	278,4	10:52'42.864
5	32.148	14.732	28.566	22.904	1'38.350	281,3	10:54'21.214
6	31.957	14.562	28.346	22.764	1'37.629	282,7	10:55'58.843
7	33.250	14.908	29.590	22.959	1'40.707	278,4	10:57'39.550
8	31.914	14.574	28.265	22.607	1'37.360	281,3	10:59'16.910
9	37.134	14.813	28.833	24.300	1'45.080	278,4	11:01'01.990
10	31.911	14.547	28.214	37.878	1'52.550P	282,0	11:02'54.540
11	8'11.058	14.903	34.960	23.406	9'24.327P	279,1	11:12'18.867
12	31.867	14.494	28.133	22.675	1'37.169	283,5	11:13'56.036
13	36.450	14.793	37.051	24.214	1'52.508	276,9	11:15'48.544

21°		35 H. SYAHRIN [1'37.296]					
Lap	Seg1	Seg2	Seg3	Seg4	Lap Time	km/h	Local Time
1		16.507	32.126	25.086	261,5	10:33'27.357	
2	33.947	15.191	29.572	24.008	1'42.718	279,1	10:35'10.075
3	33.337	15.464	29.131	23.329	1'41.261	267,3	10:36'51.336
4	32.558	15.361	28.565	22.926	1'39.410	282,0	10:38'30.746
5	32.314	14.633	28.531	22.889	1'38.367	286,5	10:40'09.113
6	41.638	17.044	30.430	34.643	2'03.755P	229,3	10:42'12.868
7	7'51.145	15.124	29.309	23.501	8'59.079P	281,3	10:51'11.947

8	32.793	14.776	28.560	23.187	1'39.316	280,5	10:52'51.263
9	32.416	14.746	28.645	23.144	1'38.951	281,3	10:54'30.214
10	32.262	14.612	28.689	22.835	1'38.398	280,5	10:56'08.612
11	32.282	14.674	28.563	22.900	1'38.419	279,8	10:57'47.031
12	43.388	15.575	29.804	33.630	2'02.397P	264,1	10:59'49.428
13	8'46.727	15.265	28.986	23.298	9'54.276P	276,2	11:09'43.704
14	32.335	14.587	28.453	22.708	1'38.083	280,5	11:11'21.787
15	32.156	14.560	28.448	22.576	1'37.740	284,2	11:12'59.527
16	31.938	14.515	28.258	22.585	1'37.296	282,0	11:14'36.823
17	37.077	14.769	28.705	22.675	1'43.226	281,3	11:16'20.049

22°		52 D. KONIG [1'37.426]					
Lap	Seg1	Seg2	Seg3	Seg4	Lap Time	km/h	Local Time
1		16.080	30.257	24.010	264,7	10:31'49.137	
2	33.286	15.144	29.060	23.395	1'40.885	282,0	10:33'30.022
3	32.496	14.777	28.907	23.744	1'39.924	282,7	10:35'09.946
4	32.551	14.725	28.612	22.870	1'38.758	282,7	10:36'48.704
5	32.332	14.684	28.646	22.951	1'38.613	282,7	10:38'27.317
6	32.194	14.712	28.591	22.687	1'38.184	282,0	10:40'05.501
7	32.118	14.746	28.722	23.211	1'38.797	285,0	10:41'44.298
8	32.127	14.701	28.724	22.818	1'38.370C	281,3	10:43'22.668
9	37.471	15.396	29.511	32.683	1'55.061CP	272,0	10:45'17.729
10	15'49.002	14.887	28.870	22.828	16'55.587P	279,1	11:02'13.316
11	32.011	14.585	28.361	22.932	1'37.889	280,5	11:03'51.205
12	31.910	14.573	28.361	22.582	1'37.426	282,7	11:05'28.631
13	32.372	15.080	29.439	32.546	1'49.437P	276,9	11:07'18.068
14	3'38.802	15.008	28.892	23.104	4'45.806P	279,8	11:12'03.874
15	31.904	14.575	28.582	22.847	1'37.908	284,2	11:13'41.782
16	31.939	14.621	28.502	23.243	1'38.305	282,7	11:15'20.087

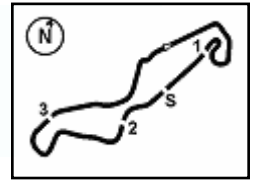
23°		16 G. RUIJU [1'37.704]					
Lap	Seg1	Seg2	Seg3	Seg4	Lap Time	km/h	Local Time
1		15.838	29.752	23.932	279,8	10:31'58.253	
2	32.892	15.024	28.595	22.931	1'39.442	279,8	10:33'37.695
3	32.310	14.855	28.616	23.065	1'38.846	276,2	10:35'16.541
4	32.485	14.815	28.550	22.925	1'38.775	278,4	10:36'55.316
5	32.201	14.853	29.362	22.830	1'39.246	283,5	10:38'34.562
6	37.675	15.318	29.529	23.012	1'45.534	248,3	10:40'20.096
7	31.888	14.699	28.330	22.787	1'37.704	280,5	10:41'57.800
8	40.654	15.155	29.349	35.628	2'00.786P	273,4	10:43'58.586

24°		32 I. VINALES [1'38.358]					
Lap	Seg1	Seg2	Seg3	Seg4	Lap Time	km/h	Local Time
1		17.178	30.503	24.233	257,8	10:31'58.974	
2	32.920	15.161	28.711	23.473	1'40.265	274,1	10:33'39.239
3	32.456	15.034	28.553	23.176	1'39.219	274,8	10:35'18.458
4	32.123	15.004	28.408	23.012	1'38.547	279,8	10:36'57.005
5	31.940	15.101	28.526	23.004	1'38.571	279,8	10:38'35.576
6	32.158	15.105	37.910	23.648	1'48.821	277,6	10:40'24.397
7	32.027	14.987	28.376	22.968	1'38.358	277,6	10:42'02.755
8	31.862	14.706	28.540	32.675	1'47.783P	279,1	10:43'50.538
9	10'23.704	15.523	29.532	23.693	11'32.452P	272,7	10:55'22.990
10	35.879	17.096	33.492	23.361	1'49.828	246,0	10:57'12.818
11	36.895	15.511	29.318	32.605	1'54.329P	268,7	10:59'07.147
12	5'10.816	15.470	30.490	23.899	6'20.675P	270,0	11:05'27.822
13	33.737	15.321	29.256	23.548	1'41.862	276,9	11:07'09.684
14	32.501	14.984	28.877	23.235	1'39.597	274,8	11:08'49.281
15	32.910	15.269	28.817	23.425	1'40.421	274,1	11:10'29.702
16	33.324	15.327	28.902	23.461	1'41.014	275,5	11:12'10.716
17	32.795	15.207	35.563	22.993	1'46.558	274,8	11:13'57.274
18	32.278	15.024	28.751	23.330	1'39.383	274,8	11:15'36.657

21/04/2023 P = Pits In/Out - C = Lap Time Cancelled

These data/results cannot be reproduced, stored and/or transmitted in whole or in part by any manner of electronic, mechanical, photocopying, recording, broadcasting or otherwise now known or herein after developed without the previous express consent by the copyright owner, except for reproduction in daily press and regular printed publications on sale to the public within 60 days of the event related to those data/results and always provided that copyright symbol appears together as follows below.

© DORNA WSBK ORGANIZATION Srl 2023



Pirelli Dutch Round, 21-23 April 2023
Chronological Analysis Free Practice 1st Session

25°		76 L. BAZ [1'39.618]					
Lap	Seg.1	Seg.2	Seg.3	Seg.4	Lap Time	km/h	Local Time
1		16.362	30.324	24.249		267,3	10:32'04.248
2	33.190	15.196	28.687	23.223	1'40.296	270,0	10:33'44.544
3	32.558	15.195	28.611	23.254	1'39.618	268,7	10:35'24.162
4	39.867	15.137	29.304	33.786	1'58.094P	270,0	10:37'22.256

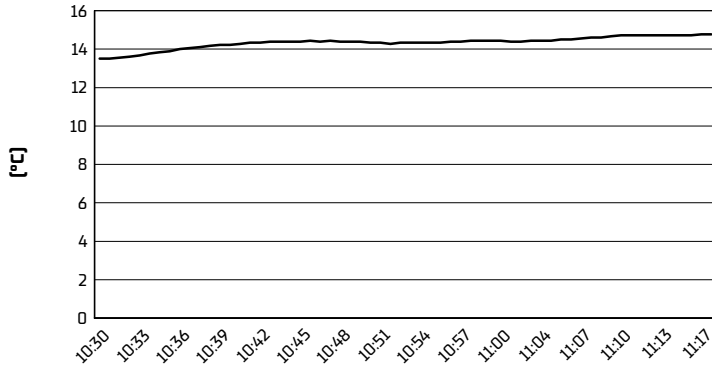
21/04/2023 P = Pits In/Dut - C = Lap Time Cancelled

These data/results cannot be reproduced, stored and/or transmitted in whole or in part by any manner of electronic, mechanical, photocopying, recording, broadcasting or otherwise now known or herein after developed without the previous express consent by the copyright owner, except for reproduction in daily press and regular printed publications on sale to the public within 60 days of the event related to those data/results and always provided that copyright symbol appears together as follows below.

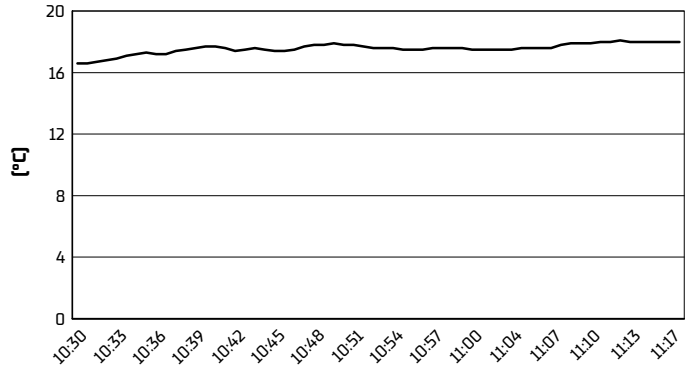
© DORNA WSBK ORGANIZATION Srl 2023

Pirelli Dutch Round, 21-23 April 2023
Weather Report Free Practice 1st Session
Session started 10:30 - Session ended 11:18

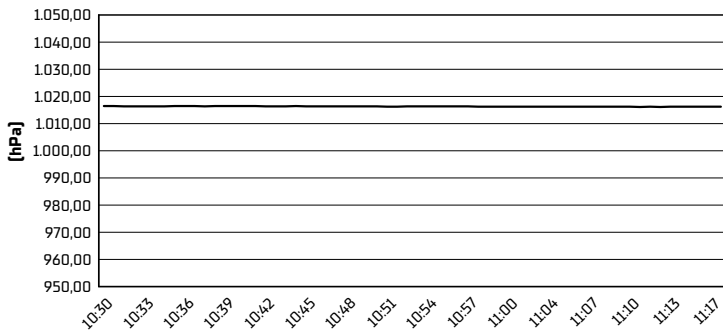
Air Temperature



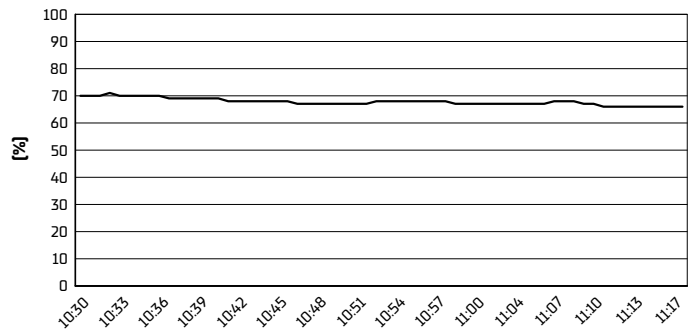
Track Temperature



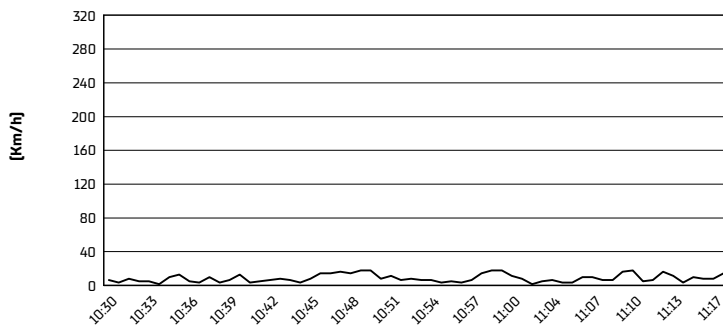
Air Pressure



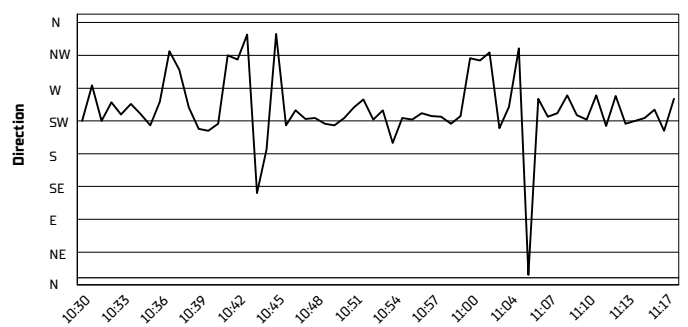
Humidity



Wind Speed



Wind Direction



21/04/2023

These data/results cannot be reproduced, stored and/or transmitted in whole or in part by any manner of electronic, mechanical, photocopying, recording, broadcasting or otherwise now known or herein after developed without the previous express consent by the copyright owner, except for reproduction in daily press and regular printed publications on sale to the public within 60 days of the event related to those data/results and always provided that copyright symbol appears together as follows below.

© DORNA WSBK ORGANIZATION Srl 2023