

Pirelli Dutch Round, 21-23 April 2023

Results Free Practice 2nd Session

No.	Rider	Nat	Team	Bike	Class	Time	Gap	Rel.	Laps	Speed	
										Avg	Max
1	1 A. BAUTISTA	ESP	Aruba.it Racing - Ducati	Ducati Panigale V4R		1'34.316			22	173,366	296,7
2	22 A. LOWES	GBR	Kawasaki Racing Team WorldSBK	Kawasaki ZX-10RR		1'34.547	0.231	0.231	20	172,943	289,5
3	65 J. REA	GBR	Kawasaki Racing Team WorldSBK	Kawasaki ZX-10RR		1'34.573	0.257	0.026	15	172,895	290,3
4	77 D. AEGERTER	SUI	GYTR GRT Yamaha WorldSBK Team	Yamaha YZF R1	IND	1'34.600	0.284	0.027	22	172,846	286,5
5	87 R. GARDNER	AUS	GYTR GRT Yamaha WorldSBK Team	Yamaha YZF R1	IND	1'34.713	0.397	0.113	15	172,639	286,5
6	60 M. VAN DER MARK	NED	ROKIT BMW Motorrad WorldSBK Team	BMW M1000 RR		1'34.911	0.595	0.198	23	172,279	291,1
7	47 A. BASSANI	ITA	Motocorsa Racing	Ducati Panigale V4R	IND	1'34.948	0.632	0.037	18	172,212	289,5
8	55 A. LOCATELLI	ITA	Pata Yamaha Prometeon WorldSBK	Yamaha YZF R1		1'34.966	0.650	0.018	19	172,180	289,5
9	31 G. GERLOFF	USA	Bonovo Action BMW	BMW M1000 RR	IND	1'35.024	0.708	0.058	19	172,074	291,1
10	54 T. RAZGATLIOGLU	TUR	Pata Yamaha Prometeon WorldSBK	Yamaha YZF R1		1'35.103	0.787	0.079	20	171,931	287,2
11	9 D. PETRUCCI	ITA	Barni Spark Racing Team	Ducati Panigale V4R	IND	1'35.106	0.790	0.003	21	171,926	290,3
12	45 S. REDDING	GBR	ROKIT BMW Motorrad WorldSBK Team	BMW M1000 RR		1'35.141	0.825	0.035	19	171,863	289,5
13	7 I. LECUONA	ESP	Team HRC	Honda CBR1000 RR-R		1'35.153	0.837	0.012	20	171,841	292,7
14	97 X. VIERGE	ESP	Team HRC	Honda CBR1000 RR-R		1'35.273	0.957	0.120	20	171,625	295,1
15	5 P. OETTL	GER	Team GoEleven	Ducati Panigale V4R	IND	1'35.279	0.963	0.006	21	171,614	287,2
16	21 M. RINALDI	ITA	Aruba.it Racing - Ducati	Ducati Panigale V4R		1'35.517	1.201	0.238	3	171,186	288,8
17	28 B. RAY	GBR	Yamaha Motoxracing WorldSBK Team	Yamaha YZF R1	IND	1'35.892	1.576	0.375	17	170,517	282,0
18	76 L. BAZ	FRA	Bonovo Action BMW	BMW M1000 RR	IND	1'36.113	1.797	0.221	18	170,125	287,2
19	51 E. GRANADO	BRA	PETRONAS MIE Racing HONDA Team	Honda CBR1000 RR-R	IND	1'36.123	1.807	0.010	20	170,107	286,5
20	34 L. BALDASSARRI	ITA	GMT94 Yamaha	Yamaha YZF R1	IND	1'36.127	1.811	0.004	17	170,100	278,4
21	35 H. SYHRIN	MAS	PETRONAS MIE Racing HONDA Team	Honda CBR1000 RR-R	IND	1'36.307	1.991	0.180	18	169,782	289,5
22	66 T. SYKES	GBR	Kawasaki Puccetti Racing	Kawasaki ZX-10RR	IND	1'36.547	2.231	0.240	13	169,360	282,0
23	16 G. RUIJU	ITA	Bmax Racing	BMW M1000 RR	IND	1'36.826	2.510	0.279	16	168,872	280,5
24	52 O. KONIG	CZE	Orelac Racing MOVISIO	Kawasaki ZX-10RR	IND	1'36.839	2.523	0.013	17	168,849	286,5
25	32 I. VINALES	ESP	TPR by Vinales Racing	Kawasaki ZX-10RR	IND	1'37.010	2.694	0.171	17	168,552	276,9

Qualifying Lap Time (105% of 1'34.316): **1'39.032**

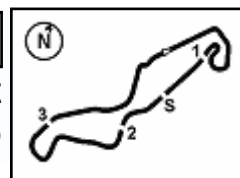
AIR	Humidity:	43%	Temp:	19°C
TRACK	Condition:	Dry	Temp:	23°C

Records	Pole	(SP)	2022	T.Razgatioglu	1'32.934	175,940	Km/h
	Race	(SPRC)	2022	A.Bautista	1'33.620	174,650	Km/h
	All Times	(SP)	2022	T.Razgatioglu	1'32.934	175,940	Km/h

Start 21/04/2023 15:00 End 15:51 The results are provisional until the end of the time limit for protests and appeals and the completion of the technical checks.

These data/results cannot be reproduced, stored and/or transmitted in whole or in part by any manner of electronic, mechanical, photocopying, recording, broadcasting or otherwise now known or herein after developed without the previous express consent by the copyright owner, except for reproduction in daily press and regular printed publications on sale to the public within 60 days of the event related to those data/results and always provided that copyright symbol appears together as follows below.

© DORNA WSBK ORGANIZATION Srl 2023



Pirelli Dutch Round, 21-23 April 2023

Results Free Practice 2nd Session

Session Highlights

Local Time	No. Rider	Description
15.00.00		Start
15.00.34		WorldSBK Pit Intervention Time: Imin 1secs
15.04.31	55 A. LOCATELLI	BLACK FLAG - RACELINK NOT WORKING
15.07.17	21 M. RINALDI	Technical Problem - Turn 9
15.08.41	31 G. GERLOFF	Lap Cancelled [1'37.134] - Exceeded Track Limits - Turn 17
15.09.44	45 S. REDDING	RACELINK RF NOT WORKING PROPERLY
15.10.30	31 G. GERLOFF	Lap Cancelled [1'47.261] - Exceeded Track Limits on Previous Lap - Turn 17
15.24.12	87 R. GARDNER	Lap Cancelled [9'47.240] - Exceeded Track Limits - Turn 17
15.24.37	87 R. GARDNER	Lap Cancelled [1'36.057] - Exceeded Track Limits on Previous Lap - Turn 17
15.27.27	31 G. GERLOFF	Lap Cancelled [1'37.128] - Exceeded Track Limits - Turn 17
15.28.52	31 G. GERLOFF	Lap Cancelled [1'40.010] - Exceeded Track Limits on Previous Lap - Turn 17
15.28.57	54 T. RAZGATLIOGLU	Lap Cancelled [1'35.205] - Exceeded Track Limits - Turn 18
15.30.29	54 T. RAZGATLIOGLU	Lap Cancelled [1'35.474] - Exceeded Track Limits on Previous Lap - Turn 18
15.31.53	45 S. REDDING	RACELINK GPS NOT WORKING
15.32.23		RED FLAG
15.32.23	7 I. LECUONA	Lap Cancelled [1'35.611] - Exceeded Track Limits - Turn 17
15.35.00		Session Restart
15.41.13	9 D. PETRUCCI	RACELINK RF NOT WORKING PROPERLY
15.42.47	47 A. BASSANI	Lap Cancelled [1'34.652] - Exceeded Track Limits - Turn 17
15.44.29	47 A. BASSANI	Lap Cancelled [1'35.274] - Exceeded Track Limits on Previous Lap - Turn 17
15.45.32	55 A. LOCATELLI	Lap Cancelled [1'35.097] - Exceeded Track Limits - Turn 17
15.45.43	55 A. LOCATELLI	Lap Cancelled [1'35.416] - Exceeded Track Limits on Previous Lap - Turn 17
15.46.57	52 O. KONIG	Technical Problem - Turn 8
15.50.24	60 M. VAN DER MARK	Lap Cancelled [1'36.268] - Exceeded Track Limits - Turn 18
15.51.58		End Of Session

Fastest Laps Sequence

No.	Rider	Nat	Team	Bike	Local Time	Time	Gap	Avg
9	D. PETRUCCI	ITA	Barni Spark Racing Team	Ducati Panigale V4R	15:03'20.179	1'36.344		169,717
7	I. LECUONA	ESP	Team HRC	Honda CBR1000 RR-R	15:03'29.439	1'36.156	-0.188	170,049
1	A. BAUTISTA	ESP	Aruba.it Racing - Ducati	Ducati Panigale V4R	15:03'30.028	1'35.481	-0.675	171,251
65	J. REA	GBR	Kawasaki Racing Team WorldSBK	Kawasaki ZX-10RR	15:03'54.951	1'35.259	-0.222	171,650
22	A. LOWES	GBR	Kawasaki Racing Team WorldSBK	Kawasaki ZX-10RR	15:03'59.688	1'34.553	-0.706	172,932
22	A. LOWES	GBR	Kawasaki Racing Team WorldSBK	Kawasaki ZX-10RR	15:08'44.638	1'34.547	-0.006	172,943
1	A. BAUTISTA	ESP	Aruba.it Racing - Ducati	Ducati Panigale V4R	15:38'25.588	1'34.316	-0.231	173,366

Start 15:00 End 15:51 The results are provisional until the end of the time limit for protests and appeals and the completion of the technical checks.

These data/results cannot be reproduced, stored and/or transmitted in whole or in part by any manner of electronic, mechanical, photocopying, recording, broadcasting or otherwise now known or herein after developed without the previous express consent by the copyright owner, except for reproduction in daily press and regular printed publications on sale to the public within 60 days of the event related to those data/results and always provided that copyright symbol appears together as follows below.

© DORNA WSBK ORGANIZATION Srl 2023

Pirelli Dutch Round, 21-23 April 2023

Free Practices Combined Results after FP2

No.	Rider	Nat	Team	Bike	Class	FP1	FP2	FP3	Time	Gap	Rel.	Avg	LL
1	1 A. BAUTISTA	ESP	Aruba.it Racing - Ducati	Ducati Panigale V4R		1'34.592	1'34.316		1'34.316			173,366	42
2	22 A. LOWES	GBR	Kawasaki Racing Team WorldSBK	Kawasaki ZX-10RR		1'35.513	1'34.547		1'34.547	0.231	0.231	172,943	39
3	65 J. REA	GBR	Kawasaki Racing Team WorldSBK	Kawasaki ZX-10RR		1'34.774	1'34.573		1'34.573	0.257	0.026	172,895	35
4	77 D. AEGERTER	SUI	GYTR GRT Yamaha WorldSBK Team	Yamaha YZF R1	IND	1'35.558	1'34.600		1'34.600	0.284	0.027	172,846	43
5	87 R. GARDNER	AUS	GYTR GRT Yamaha WorldSBK Team	Yamaha YZF R1	IND	1'35.176	1'34.713		1'34.713	0.397	0.113	172,639	36
6	60 M. VAN DER MARK	NED	ROKiT BMW Motorrad WorldSBK Team	BMW M1000 RR		1'35.706	1'34.911		1'34.911	0.595	0.198	172,279	42
7	47 A. BASSANI	ITA	Motocorsa Racing	Ducati Panigale V4R	IND	1'35.449	1'34.948		1'34.948	0.632	0.037	172,212	35
8	55 A. LOCATELLI	ITA	Pata Yamaha Prometeon WorldSBK	Yamaha YZF R1		1'35.185	1'34.966		1'34.966	0.650	0.018	172,180	38
9	31 G. GERLOFF	USA	Bonovo Action BMW	BMW M1000 RR	IND	1'35.318	1'35.024		1'35.024	0.708	0.058	172,074	34
10	54 T. RAZGATLIOGLU	TUR	Pata Yamaha Prometeon WorldSBK	Yamaha YZF R1		1'35.273	1'35.103		1'35.103	0.787	0.079	171,931	34
11	9 D. PETRUCCI	ITA	Barni Spark Racing Team	Ducati Panigale V4R	IND	1'35.919	1'35.106		1'35.106	0.790	0.003	171,926	36
12	45 S. REDDING	GBR	ROKiT BMW Motorrad WorldSBK Team	BMW M1000 RR		1'35.246	1'35.141		1'35.141	0.825	0.035	171,863	35
13	7 I. LECUONA	ESP	Team HRC	Honda CBR1000 RR-R		1'35.721	1'35.153		1'35.153	0.837	0.012	171,841	38
14	97 X. VIERGE	ESP	Team HRC	Honda CBR1000 RR-R		1'35.984	1'35.273		1'35.273	0.957	0.120	171,625	40
15	5 P. OETTL	GER	Team GoEleven	Ducati Panigale V4R	IND	1'35.780	1'35.279		1'35.279	0.963	0.006	171,614	40
16	21 M. RINALDI	ITA	Aruba.it Racing - Ducati	Ducati Panigale V4R		1'35.789	1'35.517		1'35.517	1.201	0.238	171,186	20
17	28 B. RAY	GBR	Yamaha Motox Racing WorldSBK Team	Yamaha YZF R1	IND	1'36.731	1'35.892		1'35.892	1.576	0.375	170,517	30
18	76 L. BAZ	FRA	Bonovo Action BMW	BMW M1000 RR	IND	1'39.618	1'36.113		1'36.113	1.797	0.221	170,125	21
19	51 E. GRANADO	BRA	PETRONAS MIE Racing HONDA Team	Honda CBR1000 RR-R	IND	1'37.125	1'36.123		1'36.123	1.807	0.010	170,107	37
20	34 L. BALDASSARRI	ITA	GMT94 Yamaha	Yamaha YZF R1	IND	1'36.281	1'36.127		1'36.127	1.811	0.004	170,100	37
21	35 H. SYHRIN	MAS	PETRONAS MIE Racing HONDA Team	Honda CBR1000 RR-R	IND	1'37.296	1'36.307		1'36.307	1.991	0.180	169,782	34
22	66 T. SYKES	GBR	Kawasaki Puccetti Racing	Kawasaki ZX-10RR	IND	1'37.169	1'36.547		1'36.547	2.231	0.240	169,360	25
23	16 G. RUIU	ITA	Bmax Racing	BMW M1000 RR	IND	1'37.704	1'36.826		1'36.826	2.510	0.279	168,872	23
24	52 D. KONIG	CZE	Orelac Racing MOVISIO	Kawasaki ZX-10RR	IND	1'37.426	1'36.839		1'36.839	2.523	0.013	168,849	32
25	32 I. VINALES	ESP	TPR by Vinales Racing	Kawasaki ZX-10RR	IND	1'38.358	1'37.010		1'37.010	2.694	0.171	168,552	34

21/04/2023

These data/results cannot be reproduced, stored and/or transmitted in whole or in part by any manner of electronic, mechanical, photocopying, recording, broadcasting or otherwise now known or herein after developed without the previous express consent by the copyright owner, except for reproduction in daily press and regular printed publications on sale to the public within 60 days of the event related to those data/results and always provided that copyright symbol appears together as follows below.

© DORNA WSBK ORGANIZATION Srl 2023

Pirelli Dutch Round, 21-23 April 2023

Best Sectors & Speed Free Practice 2nd Session

BEST LAP

1	1 A. BAUTISTA	Ducati Panigale V4R	1'34.316
2	22 A. LOWES	Kawasaki ZX-10RR	1'34.547
3	65 J. REA	Kawasaki ZX-10RR	1'34.573
4	77 D. AEGERTER	Yamaha YZF R1	1'34.600
5	87 R. GARDNER	Yamaha YZF R1	1'34.713
6	60 M. VAN DER MARK	BMW M1000 RR	1'34.911
7	47 A. BASSANI	Ducati Panigale V4R	1'34.948
8	55 A. LOCATELLI	Yamaha YZF R1	1'34.966
9	31 G. GERLOFF	BMW M1000 RR	1'35.024
10	54 T. RAZGATLIOGLU	Yamaha YZF R1	1'35.103
11	9 D. PETRUCCI	Ducati Panigale V4R	1'35.106
12	45 S. REDDING	BMW M1000 RR	1'35.141
13	7 I. LECUONA	Honda CBR1000 RR-R	1'35.153
14	97 X. VIERGE	Honda CBR1000 RR-R	1'35.273
15	5 P. OETTL	Ducati Panigale V4R	1'35.279
16	21 M. RINALDI	Ducati Panigale V4R	1'35.517
17	28 B. RAY	Yamaha YZF R1	1'35.892
18	76 L. BAZ	BMW M1000 RR	1'36.113
19	51 E. GRANADO	Honda CBR1000 RR-R	1'36.123
20	34 L. BALDASSARRI	Yamaha YZF R1	1'36.127
21	35 H. SYHRIN	Honda CBR1000 RR-R	1'36.307
22	66 T. SYKES	Kawasaki ZX-10RR	1'36.547
23	16 G. RUIJU	BMW M1000 RR	1'36.826
24	52 D. KONIG	Kawasaki ZX-10RR	1'36.839
25	32 I. VINALES	Kawasaki ZX-10RR	1'37.010

SPEED

1	1 A. BAUTISTA	Ducati Panigale V4R	296,7
2	97 X. VIERGE	Honda CBR1000 RR-R	295,1
3	7 I. LECUONA	Honda CBR1000 RR-R	292,7
4	31 G. GERLOFF	BMW M1000 RR	291,1
5	60 M. VAN DER MARK	BMW M1000 RR	291,1
6	9 D. PETRUCCI	Ducati Panigale V4R	290,3
7	65 J. REA	Kawasaki ZX-10RR	290,3
8	45 S. REDDING	BMW M1000 RR	289,5
9	47 A. BASSANI	Ducati Panigale V4R	289,5
10	55 A. LOCATELLI	Yamaha YZF R1	289,5
11	35 H. SYHRIN	Honda CBR1000 RR-R	289,5
12	22 A. LOWES	Kawasaki ZX-10RR	289,5
13	21 M. RINALDI	Ducati Panigale V4R	288,8
14	5 P. OETTL	Ducati Panigale V4R	287,2
15	76 L. BAZ	BMW M1000 RR	287,2
16	54 T. RAZGATLIOGLU	Yamaha YZF R1	287,2
17	77 D. AEGERTER	Yamaha YZF R1	286,5
18	52 D. KONIG	Kawasaki ZX-10RR	286,5
19	87 R. GARDNER	Yamaha YZF R1	286,5
20	51 E. GRANADO	Honda CBR1000 RR-R	286,5
21	66 T. SYKES	Kawasaki ZX-10RR	282,0
22	28 B. RAY	Yamaha YZF R1	282,0
23	16 G. RUIJU	BMW M1000 RR	280,5
24	34 L. BALDASSARRI	Yamaha YZF R1	278,4
25	32 I. VINALES	Kawasaki ZX-10RR	276,9

SEG. 1

1	31 G. GERLOFF	30.923
2	65 J. REA	30.926
3	1 A. BAUTISTA	30.943
4	77 D. AEGERTER	30.966
5	47 A. BASSANI	30.988
6	22 A. LOWES	30.994
7	97 X. VIERGE	31.003
8	54 T. RAZGATLIOGLU	31.053
9	87 R. GARDNER	31.071
10	7 I. LECUONA	31.152
11	55 A. LOCATELLI	31.167
12	9 D. PETRUCCI	31.172
13	45 S. REDDING	31.207
14	28 B. RAY	31.216
15	5 P. OETTL	31.236
16	60 M. VAN DER MARK	31.263
17	21 M. RINALDI	31.343
18	51 E. GRANADO	31.369
19	34 L. BALDASSARRI	31.439
20	66 T. SYKES	31.504
21	76 L. BAZ	31.533
22	35 H. SYHRIN	31.573
23	16 G. RUIJU	31.578
24	52 D. KONIG	31.631
25	32 I. VINALES	31.637

SEG. 2

1	1 A. BAUTISTA	14.002
2	47 A. BASSANI	14.091
3	87 R. GARDNER	14.112
4	31 G. GERLOFF	14.129
5	22 A. LOWES	14.151
6	7 I. LECUONA	14.158
7	55 A. LOCATELLI	14.166
8	65 J. REA	14.176
9	54 T. RAZGATLIOGLU	14.206
10	60 M. VAN DER MARK	14.209
11	77 D. AEGERTER	14.210
12	97 X. VIERGE	14.232
13	21 M. RINALDI	14.236
14	45 S. REDDING	14.245
15	76 L. BAZ	14.259
16	9 D. PETRUCCI	14.262
17	28 B. RAY	14.348
18	5 P. OETTL	14.351
19	35 H. SYHRIN	14.381
20	52 D. KONIG	14.461
21	34 L. BALDASSARRI	14.468
22	51 E. GRANADO	14.500
23	66 T. SYKES	14.516
24	16 G. RUIJU	14.559
25	32 I. VINALES	14.708

SEG. 3

1	77 D. AEGERTER	27.423
2	1 A. BAUTISTA	27.425
3	22 A. LOWES	27.430
4	47 A. BASSANI	27.476
5	55 A. LOCATELLI	27.506
6	65 J. REA	27.547
7	45 S. REDDING	27.561
8	87 R. GARDNER	27.565
9	21 M. RINALDI	27.593
10	9 D. PETRUCCI	27.625
11	7 I. LECUONA	27.634
12	5 P. OETTL	27.679
13	60 M. VAN DER MARK	27.683
14	31 G. GERLOFF	27.698
15	54 T. RAZGATLIOGLU	27.713
16	51 E. GRANADO	27.759
17	97 X. VIERGE	27.779
18	34 L. BALDASSARRI	27.835
19	28 B. RAY	27.888
20	16 G. RUIJU	27.903
21	35 H. SYHRIN	27.930
22	66 T. SYKES	27.969
23	76 L. BAZ	28.024
24	32 I. VINALES	28.140
25	52 D. KONIG	28.146

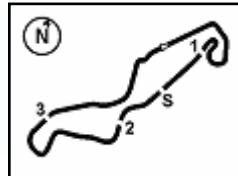
SEG. 4

1	22 A. LOWES	21.738
2	60 M. VAN DER MARK	21.756
3	55 A. LOCATELLI	21.776
4	65 J. REA	21.785
5	77 D. AEGERTER	21.839
6	87 R. GARDNER	21.869
7	1 A. BAUTISTA	21.880
8	5 P. OETTL	21.895
9	54 T. RAZGATLIOGLU	21.926
10	47 A. BASSANI	21.967
11	9 D. PETRUCCI	21.974
12	45 S. REDDING	21.990
13	31 G. GERLOFF	22.003
14	7 I. LECUONA	22.014
15	21 M. RINALDI	22.056
16	76 L. BAZ	22.149
17	97 X. VIERGE	22.151
18	34 L. BALDASSARRI	22.244
19	51 E. GRANADO	22.319
20	28 B. RAY	22.372
21	35 H. SYHRIN	22.391
22	16 G. RUIJU	22.423
23	66 T. SYKES	22.437
24	32 I. VINALES	22.479
25	52 D. KONIG	22.530

21/04/2023

These data/results cannot be reproduced, stored and/or transmitted in whole or in part by any manner of electronic, mechanical, photocopying, recording, broadcasting or otherwise now known or herein after developed without the previous express consent by the copyright owner, except for reproduction in daily press and regular printed publications on sale to the public within 60 days of the event related to those data/results and always provided that copyright symbol appears together as follows below.

© DORNA WSBK ORGANIZATION Srl 2023



TT Circuit Assen 4.542 m

Pirelli Dutch Round, 21-23 April 2023

Ideal Times Free Practice 2nd Session

No. Rider	Nat	Bike	Seg. 1 Diff. 1	Seg. 2 Diff. 2	Seg. 3 Diff. 3	Seg. 4 Diff. 4	Ideal Time Best Lap	Pos.	Diff.	
1	1 A. BAUTISTA	ESP	Ducati Panigale V4R	30.943 +0.017	14.002	27.425 +0.018	21.880 +0.031	1'34.250 1'34.316	1	0.066
2	22 A. LOWES	GBR	Kawasaki ZX-10RR	30.994	14.151 +0.089	27.430 +0.145	21.738	1'34.313 1'34.547	2	0.234
3	65 J. REA	GBR	Kawasaki ZX-10RR	30.926 +0.103	14.176 +0.026	27.547 +0.010	21.785	1'34.434 1'34.573	3	0.139
4	77 D. AEGERTER	SUI	Yamaha YZF R1	30.966 +0.092	14.210 +0.070	27.423	21.839	1'34.438 1'34.600	4	0.162
5	47 A. BASSANI	ITA	Ducati Panigale V4R	30.988 +0.064	14.091 +0.200	27.476	21.967 +0.162	1'34.522 1'34.948	7	0.426
6	55 A. LOCATELLI	ITA	Yamaha YZF R1	31.167 +0.169	14.166 +0.036	27.506 +0.146	21.776	1'34.615 1'34.966	8	0.351
7	87 R. GARDNER	AUS	Yamaha YZF R1	31.071	14.112	27.565 +0.096	21.869	1'34.617 1'34.713	5	0.096
8	31 G. GERLOFF	USA	BMW M1000 RR	30.923	14.129 +0.115	27.698 +0.101	22.003 +0.055	1'34.753 1'35.024	9	0.271
9	54 T. RAZGATLIOGLU	TUR	Yamaha YZF R1	31.053 +0.042	14.206 +0.020	27.713 +0.143	21.926	1'34.898 1'35.103	10	0.205
10	60 M. VAN DER MARK	NED	BMW M1000 RR	31.263	14.209	27.683	21.756	1'34.911 1'34.911	6	
11	7 I. LECUONA	ESP	Honda CBR1000 RR-R	31.152 +0.030	14.158	27.634 +0.086	22.014 +0.079	1'34.958 1'35.153	13	0.195
12	45 S. REDDING	GBR	BMW M1000 RR	31.207 +0.039	14.245 +0.053	27.561	21.990 +0.046	1'35.003 1'35.141	12	0.138
13	9 D. PETRUCCI	ITA	Ducati Panigale V4R	31.172	14.262 +0.022	27.625 +0.041	21.974 +0.010	1'35.033 1'35.106	11	0.073
14	5 P. OETTL	GER	Ducati Panigale V4R	31.236 +0.004	14.351 +0.114	27.679	21.895	1'35.161 1'35.279	15	0.118
15	97 X. VIERGE	ESP	Honda CBR1000 RR-R	31.003 +0.055	14.232 +0.050	27.779 +0.003	22.151	1'35.165 1'35.273	14	0.108
16	21 M. RINALDI	ITA	Ducati Panigale V4R	31.343 +0.151	14.236 +0.138	27.593	22.056	1'35.228 1'35.517	16	0.289
17	28 B. RAY	GBR	Yamaha YZF R1	31.216 +0.011	14.348 +0.057	27.888	22.372	1'35.824 1'35.892	17	0.068
18	51 E. GRANADO	BRA	Honda CBR1000 RR-R	31.369	14.500	27.759 +0.022	22.319 +0.154	1'35.947 1'36.123	19	0.176
19	76 L. BAZ	FRA	BMW M1000 RR	31.533 +0.084	14.259	28.024	22.149 +0.064	1'35.965 1'36.113	18	0.148
20	34 L. BALDASSARRI	ITA	Yamaha YZF R1	31.439	14.468	27.835	22.244 +0.141	1'35.986 1'36.127	20	0.141
21	35 H. SYHRIN	MAS	Honda CBR1000 RR-R	31.573 +0.032	14.381	27.930	22.391	1'36.275 1'36.307	21	0.032
22	66 T. SYKES	GBR	Kawasaki ZX-10RR	31.504	14.516 +0.023	27.969	22.437 +0.098	1'36.426 1'36.547	22	0.121
23	16 G. RUIJU	ITA	BMW M1000 RR	31.578	14.559	27.903 +0.181	22.423 +0.182	1'36.463 1'36.826	23	0.363
24	52 D. KONIG	CZE	Kawasaki ZX-10RR	31.631	14.461	28.146	22.530 +0.071	1'36.768 1'36.839	24	0.071
25	32 I. VINALES	ESP	Kawasaki ZX-10RR	31.637 +0.046	14.708	28.140	22.479	1'36.964 1'37.010	25	0.046
Overall Ideal Time			30.923	14.002	27.423	21.738	1'34.086			

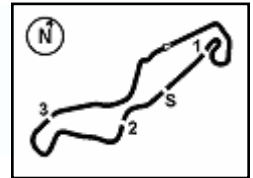
21/04/2023

These data/results cannot be reproduced, stored and/or transmitted in whole or in part by any manner of electronic, mechanical, photocopying, recording, broadcasting or otherwise now known or herein after developed without the previous express consent by the copyright owner, except for reproduction in daily press and regular printed publications on sale to the public within 60 days of the event related to those data/results and always provided that copyright symbol appears together as follows below.

© DORNA WSBK ORGANIZATION Srl 2023

FIGR PERUGIA TIMING





Pirelli Dutch Round, 21-23 April 2023

Chronological Analysis Free Practice 2nd Session

1° 1 A. BAUTISTA [1'34.316]							
Lap	Seg1	Seg2	Seg3	Seg4	Lap Time	km/h	Local Time
1		14.980	27.921	23.071		288,8	15:01'54.547
2	31.592	14.340	27.570	21.979	1'35.481	291,1	15:03'30.028
3	31.206	14.444	27.573	22.267	1'35.490	288,8	15:05'05.518
4	31.241	14.189	27.504	22.043	1'34.977	291,1	15:06'40.495
5	31.141	14.146	27.593	22.005	1'34.885	291,9	15:08'15.380
6	31.093	14.189	27.448	22.007	1'34.737	291,1	15:09'50.117
7	31.230	14.154	27.568	21.940	1'34.892	290,3	15:11'25.009
8	31.262	14.109	27.670	21.963	1'35.004	291,1	15:13'00.013
9	31.151	14.083	27.565	21.891	1'34.690	291,1	15:14'34.703
10	31.189	14.131	27.548	21.880	1'34.748	291,9	15:16'09.451
11	31.092	14.143	27.685	22.108	1'35.028	291,1	15:17'44.479
12	31.063	14.049	27.630	22.101	1'34.843	293,5	15:19'19.322
13	32.422	14.524	28.546	32.406	1'47.898P	291,9	15:21'07.220
14	10'11.206	14.299	27.743	22.174	11'15.422P	291,1	15:32'22.642
15	32.649	15.984	29.921	34.634	1'53.188CP	257,1	15:34'15.830
16	1'31.584	14.270	27.506	22.082	2'35.442P	291,1	15:36'51.272
17	30.960	14.002	27.443	21.911	1'34.316	292,7	15:38'25.588
18	30.981	14.094	27.548	22.068	1'34.691	291,1	15:40'00.279
19	30.943	14.088	27.517	22.036	1'34.584	292,7	15:41'34.863
20	31.148	14.063	27.527	22.003	1'34.741	293,5	15:43'09.604
21	31.092	14.148	27.678	22.025	1'34.943	292,7	15:44'44.547
22	31.028	14.002	27.425	21.902	1'34.357	294,3	15:46'18.904
23	31.183	14.041	27.931	22.385	1'35.540	296,7	15:47'54.444

12	31.081	15.035	28.762	31.853	1'46.731P	285,7	15:29'07.166
13	13'40.444	14.753	29.046	22.950	1'44.7.193P	282,0	15:43'54.359
14	30.926	14.176	27.569	22.553	1'35.224	286,5	15:45'29.583
15	31.029	14.202	27.557	21.785	1'34.573	285,7	15:47'04.156
16	31.216	14.659	28.804	22.613	1'37.292	290,3	15:48'41.448

2° 22 A. LOWES [1'34.547]							
Lap	Seg1	Seg2	Seg3	Seg4	Lap Time	km/h	Local Time
1		14.732	28.185	22.398		282,0	15:02'25.135
2	31.087	14.212	27.430	21.824	1'34.553	287,2	15:03'59.688
3	31.216	14.387	27.627	21.979	1'35.209	286,5	15:05'34.897
4	31.259	14.151	27.646	22.138	1'35.194	288,8	15:07'10.091
5	30.994	14.240	27.575	21.738	1'34.547	288,8	15:08'44.638
6	31.403	14.313	27.773	21.919	1'35.408	288,8	15:10'20.046
7	31.243	14.188	27.665	21.972	1'35.068	287,2	15:11'55.114
8	38.511	14.634	27.968	22.190	1'43.303	282,0	15:13'38.417
9	31.299	14.229	27.655	22.020	1'35.203	288,0	15:15'13.620
10	31.334	14.246	27.711	21.972	1'35.263	287,2	15:16'48.883
11	31.213	14.176	27.717	22.108	1'35.214	288,0	15:18'24.097
12	38.315	15.058	29.155	35.175	1'57.703P	285,0	15:20'21.800
13	9'09.978	14.757	28.248	22.381	10'15.364P	282,7	15:30'37.164
14	31.391	14.315	27.786	22.182	1'35.674	288,0	15:32'12.838
15	32.663	16.176	29.335	34.493	1'52.667CP	274,8	15:34'05.505
16	2'42.930	14.616	28.257	22.247	3'48.050P	286,5	15:37'53.555
17	31.500	14.292	28.016	22.209	1'36.017	287,2	15:39'29.572
18	31.366	14.240	27.904	22.033	1'35.543	288,8	15:41'05.115
19	31.570	14.218	28.891	34.557	1'53.236P	289,5	15:42'58.351
20	2'03.574	14.586	28.276	22.262	3'08.698P	287,2	15:46'07.049
21	31.577	14.352	27.884	22.099	1'35.912	289,5	15:47'42.961

4° 77 D. AEGERTER [1'34.600]							
Lap	Seg1	Seg2	Seg3	Seg4	Lap Time	km/h	Local Time
1		15.081	32.435	23.513		275,5	15:02'10.937
2	31.477	14.481	27.613	22.195	1'35.766	281,3	15:03'46.703
3	31.207	14.415	27.498	22.116	1'35.236	283,5	15:05'21.939
4	31.478	14.473	27.980	22.621	1'36.552	286,5	15:06'58.491
5	31.105	14.285	27.658	21.926	1'34.974	283,5	15:08'33.465
6	31.636	14.378	28.968	22.360	1'37.342	282,0	15:10'10.807
7	31.078	14.289	27.548	22.449	1'35.364	284,2	15:11'46.171
8	31.327	14.496	33.341	22.557	1'41.721	281,3	15:13'27.892
9	31.339	14.425	27.611	22.130	1'35.505	281,3	15:15'03.397
10	31.391	14.511	27.625	22.089	1'35.616	280,5	15:16'39.013
11	31.133	14.210	27.701	22.236	1'35.280	285,0	15:18'14.293
12	31.272	14.286	27.540	21.992	1'35.090	284,2	15:19'49.383
13	31.215	14.384	27.812	22.138	1'35.549	285,0	15:21'24.932
14	31.617	14.943	28.889	31.795	1'47.244P	284,2	15:23'12.176
15	9'20.499	16.892	31.220	33.957	10'42.568CP	243,8	15:33'54.744
16	2'06.876	14.851	34.276	32.286	3'28.289P	277,6	15:37'23.033
17	31.058	14.280	27.423	21.839	1'34.600	282,0	15:38'57.633
18	30.966	14.244	27.579	22.089	1'34.878	285,7	15:40'32.511
19	31.582	14.449	33.351	23.220	1'42.602	282,7	15:42'15.113
20	31.153	14.305	27.574	22.144	1'35.176	285,0	15:43'50.289
21	30.976	14.225	27.699	22.101	1'35.001	285,0	15:45'25.290
22	31.193	14.455	32.006	22.025	1'39.679	282,0	15:47'04.969
23	31.086	14.314	27.674	22.337	1'35.411	286,5	15:48'40.380

5° 87 R. GARDNER [1'34.713]							
Lap	Seg1	Seg2	Seg3	Seg4	Lap Time	km/h	Local Time
1		15.252	29.018	25.007		279,1	15:02'09.919
2	31.376	14.587	27.600	22.116	1'35.679	282,0	15:03'45.598
3	31.540	14.583	29.605	22.468	1'38.196	284,2	15:05'23.794
4	31.135	14.301	29.819	30.488	1'45.743	285,7	15:07'09.537
5	31.099	14.217	27.586	21.878	1'34.780	285,0	15:08'44.317
6	31.419	14.366	27.565	22.099	1'35.449	285,0	15:10'19.766
7	37.206	14.663	27.991	32.398	1'52.258P	282,0	15:12'12.024
8	8'40.155	15.156	29.194	22.735	9'47.240CP	277,6	15:21'59.264
9	31.503	14.452	27.787	22.315	1'36.057C	285,0	15:23'35.321
10	31.386	14.299	27.906	22.119	1'35.710	283,5	15:25'11.031
11	35.961	15.224	30.269	32.738	1'54.192P	283,5	15:27'05.223
12	13'13.758	15.505	35.433	25.348	1'43.044P	279,8	15:41'35.267
13	31.316	14.196	27.654	22.021	1'35.187	282,0	15:43'10.454
14	31.071	14.112	27.661	21.869	1'34.713	285,7	15:44'45.167
15	31.094	14.210	27.671	22.436	1'35.411	286,5	15:46'20.578
16	31.306	14.193	27.877	22.285	1'35.661	285,0	15:47'56.239

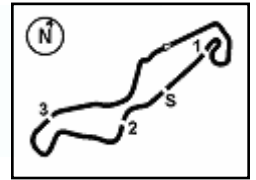
3° 65 J. REA [1'34.573]							
Lap	Seg1	Seg2	Seg3	Seg4	Lap Time	km/h	Local Time
1		14.744	28.479	22.389		277,6	15:02'19.692
2	31.204	14.283	27.620	22.152	1'35.259	283,5	15:03'54.951
3	31.045	14.234	27.764	22.070	1'35.113	284,2	15:05'30.064
4	31.082	14.338	27.570	22.296	1'35.286	285,7	15:07'05.350
5	31.056	14.225	27.658	22.063	1'35.002	285,7	15:08'40.352
6	36.876	14.849	27.971	22.195	1'41.891	279,8	15:10'22.243
7	31.035	14.278	27.547	22.009	1'34.869	285,0	15:11'57.112
8	31.102	14.242	27.756	22.183	1'35.283	283,5	15:13'32.395
9	31.117	14.294	27.857	32.142	1'45.410P	283,5	15:15'17.805
10	9'21.940	14.984	28.039	22.504	10'27.467P	273,4	15:25'45.272
11	31.189	14.273	27.716	21.985	1'35.163	284,2	15:27'20.435

6° 60 M. VAN DER MARK [1'34.911]							
Lap	Seg1	Seg2	Seg3	Seg4	Lap Time	km/h	Local Time
1		14.881	28.537	22.893		285,0	15:01'56.205
2	31.906	14.828	28.130	22.875	1'37.739	280,5	15:03'33.944
3	32.064	14.514	27.951	22.290	1'36.819	286,5	15:05'10.763
4	31.477	14.403	28.060	22.186	1'36.126	284,2	15:06'46.889
5	31.497	14.456	27.975	22.134	1'36.062	286,5	15:08'22.951
6	31.426	14.322	27.905	22.102	1'35.755	286,5	15:09'58.706
7	31.553	14.445	28.019	22.148	1'36.165	286,5	15:11'34.871
8	34.685	14.633	29.229	33.166	1'51.713P	282,0	15:13'26.584
9	4'33.580	14.433	27.985	22.069	5'38.067P	284,2	15:19'04.651
10	31.433	14.428	27.863	21.978	1'35.702	287,2	15:20'40.353

21/04/2023 P = Pits In/Out - C = Lap Time Cancelled

These data/results cannot be reproduced, stored and/or transmitted in whole or in part by any manner of electronic, mechanical, photocopying, recording, broadcasting or otherwise now known or herein after developed without the previous express consent by the copyright owner, except for reproduction in daily press and regular printed publications on sale to the public within 60 days of the event related to those data/results and always provided that copyright symbol appears together as follows below.

© DORNA WSBK ORGANIZATION Srl 2023



TT Circuit Assen 4.542 m

Pirelli Dutch Round, 21-23 April 2023

Chronological Analysis Free Practice 2nd Session

2 / 5

11	31.964	15.739	31.145	22.850	1'41.698	244,9	15:22'22.051	2	31.701	14.440	28.122	22.579	1'36.842	285,0	15:03'45.430
12	31.418	14.305	27.867	22.025	1'35.615	288,0	15:23'57.666	3	31.585	14.425	27.991	22.281	1'36.282	288,0	15:05'21.712
13	31.639	14.320	27.860	22.047	1'35.866	285,7	15:25'33.532	4	31.627	14.386	28.027	23.094	1'37.134C	289,5	15:06'58.846
14	31.496	14.224	27.981	21.980	1'35.681	283,5	15:27'09.213	5	31.863	14.407	28.336	32.655	1'47.261CP	288,8	15:08'46.107
15	31.384	14.287	27.824	21.980	1'35.475	285,7	15:28'44.688	6	8'34.733	14.502	28.454	22.303	9'39.992P	287,2	15:18'26.099
16	31.431	14.360	28.109	32.794	1'46.694P	285,0	15:30'31.382	7	31.362	14.263	27.978	22.433	1'36.036	291,1	15:20'02.135
17	5'37.880	14.648	30.221	22.838	6'45.587P	283,5	15:37'16.969	8	31.364	14.273	27.942	22.176	1'35.755	288,0	15:21'37.890
18	31.263	14.209	27.683	21.756	1'34.911	286,5	15:38'51.880	9	31.379	14.311	27.994	23.444	1'37.128C	289,5	15:23'15.018
19	31.307	14.620	34.076	22.300	1'42.303	289,5	15:40'34.183	10	34.769	14.479	28.232	22.530	1'40.010C	286,5	15:24'55.028
20	31.381	14.324	28.020	22.139	1'35.864	287,2	15:42'10.047	11	31.548	14.347	28.177	32.979	1'47.051P	285,7	15:26'42.079
21	36.713	14.963	29.816	22.931	1'44.423	274,8	15:43'54.470	12	3'34.454	14.331	28.433	22.378	4'39.596P	288,0	15:31'21.675
22	31.324	14.270	27.990	22.013	1'35.597	288,8	15:45'30.067	13	31.271	14.410	28.464	33.322	1'47.467CP	288,8	15:33'09.142
23	31.448	14.327	33.572	22.401	1'41.748	291,1	15:47'11.815	14	4'35.813	14.584	28.546	22.635	5'41.578P	290,3	15:38'50.720
24	31.417	14.322	28.180	22.349	1'36.268C	285,7	15:48'48.083	15	31.552	14.867	36.118	22.476	1'45.013	281,3	15:40'35.733
								16	30.923	14.244	27.799	22.058	1'35.024	291,1	15:42'10.757
								17	31.095	14.160	28.026	22.037	1'35.318	290,3	15:43'46.075
								18	31.220	14.129	27.836	22.228	1'35.413	291,1	15:45'21.488
								19	36.757	14.696	28.183	22.279	1'41.915	288,8	15:47'03.403
								20	31.190	14.150	27.698	22.003	1'35.041	288,0	15:48'38.444

7° 47 A. BASSANI [1'34.948]

Lap	Seg.1	Seg.2	Seg.3	Seg.4	Lap Time	km/h	Local Time
1		14.925	27.998	22.937		282,7	15:01'54.828
2	31.628	14.458	28.021	22.585	1'36.692	289,5	15:03'31.520
3	31.611	14.517	27.690	22.124	1'35.942	286,5	15:05'07.462
4	31.286	14.254	27.679	22.196	1'35.415	288,0	15:06'42.877
5	31.163	14.266	27.644	21.967	1'35.040	288,0	15:08'17.917
6	33.425	14.306	27.688	22.036	1'37.455	287,2	15:09'55.372
7	31.287	14.333	27.961	22.100	1'35.681	288,8	15:11'31.053
8	31.426	14.397	27.759	22.287	1'35.869	286,5	15:13'06.922
9	31.416	14.455	27.913	22.180	1'35.964	286,5	15:14'42.886
10	31.409	14.448	27.858	22.281	1'35.996	286,5	15:16'18.882
11	31.459	14.472	28.040	22.561	1'36.532	286,5	15:17'55.414
12	35.057	14.813	28.619	31.905	1'50.394P	279,1	15:19'45.808
13	17'39.837	14.797	30.011	22.494	18'47.139P	282,7	15:38'32.947
14	31.052	14.291	27.476	22.129	1'34.948	287,2	15:40'07.895
15	31.033	14.091	27.537	21.991	1'34.652C	288,8	15:41'42.547
16	30.988	14.253	27.729	22.304	1'35.274C	289,5	15:43'17.821
17	35.657	14.831	29.015	22.468	1'41.971	280,5	15:44'59.792
18	31.326	14.361	27.618	22.050	1'35.355	287,2	15:46'35.147
19	31.119	14.461	27.723	22.385	1'35.688	288,0	15:48'10.835

10° 54 T. RAZGATLIOGLU [1'35.103]

Lap	Seg.1	Seg.2	Seg.3	Seg.4	Lap Time	km/h	Local Time
1		14.895	28.047	22.883		285,7	15:01'54.969
2	31.682	14.294	27.899	22.513	1'36.388	286,5	15:03'31.357
3	32.469	14.463	28.006	22.252	1'37.190	284,2	15:05'08.547
4	31.276	14.300	27.845	22.005	1'35.426	286,5	15:06'43.973
5	31.121	14.321	27.801	21.998	1'35.241	285,7	15:08'19.214
6	31.095	14.226	27.856	21.926	1'35.103	286,5	15:09'54.317
7	31.359	15.302	28.567	22.318	1'37.546	287,2	15:11'31.863
8	31.200	14.290	27.740	21.979	1'35.209	285,0	15:13'07.072
9	31.756	14.474	28.126	32.671	1'47.027P	282,7	15:14'54.099
10	7'33.818	15.153	30.436	22.958	8'42.365P	272,0	15:23'36.464
11	31.556	14.492	27.828	22.125	1'36.001	283,5	15:25'12.465
12	31.297	14.293	27.713	22.393	1'35.696	287,2	15:26'48.161
13	31.053	14.261	27.777	22.114	1'35.205C	286,5	15:28'23.366
14	31.212	14.215	27.757	22.290	1'35.474C	287,2	15:29'58.840
15	32.792	14.631	28.184	22.234	1'37.841	280,5	15:31'36.681
16	31.257	14.367	31.431	34.253	1'51.308CP	285,7	15:33'27.989
17	6'45.919	15.919	29.973	22.803	7'54.614P	259,6	15:41'22.603
18	32.695	14.590	29.296	22.260	1'38.841	283,5	15:43'01.444
19	31.075	14.266	28.237	27.490	1'41.068	286,5	15:44'42.512
20	31.256	14.206	27.849	21.944	1'35.255	286,5	15:46'17.767
21	31.160	14.259	27.882	21.994	1'35.295	285,7	15:47'53.062

11° 9 D. PETRUCCI [1'35.106]

Lap	Seg.1	Seg.2	Seg.3	Seg.4	Lap Time	km/h	Local Time
1		15.251	29.279	22.691		274,8	15:01'43.835
2	31.817	14.456	27.787	22.284	1'36.344	284,2	15:03'20.179
3	31.690	14.543	31.379	28.408	1'46.020	283,5	15:05'06.199
4	31.408	14.262	27.717	22.184	1'35.571	287,2	15:06'41.770
5	31.463	14.379	27.825	22.142	1'35.809	285,7	15:08'17.579
6	31.800	14.433	27.876	22.216	1'36.325	290,3	15:09'53.904
7	31.460	14.409	27.791	22.215	1'35.875	285,7	15:11'29.779
8	31.435	14.325	27.747	22.026	1'35.533	285,7	15:13'05.312
9	31.405	14.291	27.719	21.974	1'35.389	285,7	15:14'40.701
10	31.528	14.355	29.074	23.854	1'38.811	287,2	15:16'19.512
11	31.371	14.302	27.807	22.319	1'35.799	285,7	15:17'55.311
12	36.501	15.151	29.424	32.501	1'53.577P	277,6	15:19'48.888
13	9'40.671	14.653	29.560	24.600	10'49.484P	283,5	15:30'38.372
14	31.501	14.423	28.403	22.380	1'36.707	286,5	15:32'15.079
15	33.996	16.914	31.830	34.631	1'57.371CP	233,8	15:34'12.450
16	3'14.543	14.593	31.606	22.870	4'23.612P	282,0	15:38'36.062
17	31.172	14.284	27.666	21.984	1'35.106	285,7	15:40'11.168

9° 31 G. GERLOFF [1'35.024]

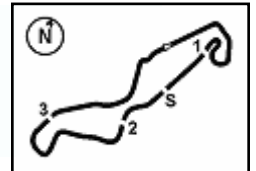
Lap	Seg.1	Seg.2	Seg.3	Seg.4	Lap Time	km/h	Local Time
1		14.814	28.678	23.187		286,5	15:02'08.588

21/04/2023

P = Pits In/Out - C = Lap Time Cancelled

These data/results cannot be reproduced, stored and/or transmitted in whole or in part by any manner of electronic, mechanical, photocopying, recording, broadcasting or otherwise now known or herein after developed without the previous express consent by the copyright owner, except for reproduction in daily press and regular printed publications on sale to the public within 60 days of the event related to those data/results and always provided that copyright symbol appears together as follows below.

© DORNA WSBK ORGANIZATION Srl 2023



TT Circuit Assen 4.542 m

Pirelli Dutch Round, 21-23 April 2023

Chronological Analysis Free Practice 2nd Session

3 / 5

18	31.270	15.168	30.128	23.294	1'39.860	285,0	15:41'51.028	9	7'23.386	14.582	28.060	22.697	8'28.725P	288,8	15:22'04.483
19	31.281	14.370	28.321	22.326	1'36.298	287,2	15:43'27.326	10	31.404	14.416	28.026	22.392	1'36.238	289,5	15:23'40.721
20	31.292	14.295	27.771	22.065	1'35.423	285,7	15:45'02.749	11	31.621	14.488	28.013	22.687	1'36.809	288,8	15:25'17.530
21	36.084	16.416	32.718	22.436	1'47.654	232,3	15:46'50.403	12	31.566	14.345	28.146	32.173	1'46.230P	291,9	15:27'03.760
22	31.241	14.276	27.625	22.318	1'35.460	285,0	15:48'25.863	13	4'41.041	14.405	28.050	34.547	5'58.043CP	289,5	15:33'01.803

12° 45 S. REDDING [1'35.141]

Lap	Seg1	Seg2	Seg3	Seg4	Lap Time	km/h	Local Time
1		14.711	28.465	22.378		284,2	15:02'19.997
2	31.449	14.341	27.799	22.448	1'36.037	286,5	15:03'56.034
3	31.504	14.377	27.892	22.136	1'35.909	284,2	15:05'31.943
4	31.457	14.341	27.795	22.385	1'35.978	285,0	15:07'07.921
5	31.557	14.382	28.036	22.095	1'36.070	285,0	15:08'43.991
6	35.144	14.549	28.132	22.383	1'40.208	282,7	15:10'24.199
7	31.412	14.412	27.813	22.226	1'35.863	285,0	15:12'00.062
8	31.549	14.356	27.917	22.040	1'35.862	285,0	15:13'35.924
9	37.153	14.731	28.724	31.607	1'52.215P	282,7	15:15'28.139
10	13'00.725	14.759	28.239	22.432	1'40.6155P	282,0	15:29'34.294
11	31.526	14.354	27.831	22.041	1'35.752	285,7	15:31'10.046
12	31.409	14.278	27.888	32.613	1'46.188CP	286,5	15:32'56.234
13	3'36.279	14.754	28.210	22.330	4'41.573P	285,0	15:37'37.807
14	31.246	14.298	27.561	22.036	1'35.141	287,2	15:39'12.948
15	31.234	14.272	27.761	21.990	1'35.257	285,0	15:40'48.205
16	32.585	14.816	32.053	22.495	1'41.949	282,0	15:42'30.154
17	31.364	14.245	27.801	22.208	1'35.618	289,5	15:44'05.772
18	31.207	14.482	27.828	22.150	1'35.667	286,5	15:45'41.439
19	31.408	14.275	28.379	22.235	1'36.297	287,2	15:47'17.736
20	31.442	14.365	27.863	22.061	1'35.731	284,2	15:48'53.467

15° 5 P. OETTL [1'35.279]

Lap	Seg1	Seg2	Seg3	Seg4	Lap Time	km/h	Local Time
1		14.967	28.073	22.403		281,3	15:02'14.301
2	31.361	14.529	27.683	22.059	1'35.632	283,5	15:03'49.933
3	31.240	14.465	27.679	21.895	1'35.279	279,1	15:05'25.212
4	31.328	14.351	27.780	22.025	1'35.484	286,5	15:07'00.696
5	31.348	14.446	28.009	22.032	1'35.835	279,1	15:08'36.531
6	31.479	14.430	27.989	22.680	1'36.578	279,8	15:10'13.109
7	31.339	14.475	27.809	22.058	1'35.681	285,0	15:11'48.790
8	31.236	14.416	28.044	22.437	1'36.133	284,2	15:13'24.923
9	31.418	14.422	27.923	22.095	1'35.858	285,0	15:15'00.781
10	31.426	14.448	27.948	22.051	1'35.873	285,0	15:16'36.654
11	31.439	14.398	27.988	22.148	1'35.973	285,7	15:18'12.627
12	31.510	14.368	28.009	21.981	1'35.868	286,5	15:19'48.495
13	31.447	14.440	27.884	22.403	1'36.174	281,3	15:21'24.669
14	36.866	15.245	28.659	32.665	1'53.435P	268,7	15:23'18.104
15	7'35.329	14.635	28.276	22.298	8'40.538P	284,2	15:31'58.642
16	31.911	15.826	30.535	38.447	1'56.719CP	262,1	15:33'55.361
17	5'14.828	14.515	27.948	22.259	6'19.550P	281,3	15:40'14.911
18	31.307	14.406	27.887	22.004	1'35.604	282,7	15:41'50.515
19	31.388	14.465	27.893	22.069	1'35.815	285,0	15:43'26.330
20	33.519	14.645	27.899	22.008	1'38.071	287,2	15:45'04.401
21	37.758	14.801	28.479	22.335	1'43.373	284,2	15:46'47.774
22	31.777	14.616	28.270	22.541	1'37.204	285,0	15:48'24.978

13° 71 I. LECUONA [1'35.153]

Lap	Seg1	Seg2	Seg3	Seg4	Lap Time	km/h	Local Time
1		15.137	28.440	23.154		282,7	15:01'53.283
2	31.727	14.468	27.784	22.177	1'36.156	288,0	15:03'29.439
3	31.605	14.457	27.987	22.245	1'36.294	288,0	15:05'05.733
4	31.334	14.408	27.809	22.782	1'36.333	289,5	15:06'42.066
5	31.340	14.350	27.846	22.119	1'35.655	292,7	15:08'17.721
6	31.494	14.372	27.814	22.014	1'35.694	288,8	15:09'53.415
7	31.234	14.459	27.718	22.156	1'35.567	287,2	15:11'28.982
8	31.340	14.430	27.845	22.156	1'35.771	287,2	15:13'04.753
9	31.233	14.330	27.794	22.297	1'35.654	287,2	15:14'40.407
10	31.397	14.479	32.125	32.307	1'50.308P	287,2	15:16'30.715
11	10'51.719	14.824	28.113	22.434	11'57.090P	285,0	15:28'27.805
12	31.311	14.324	27.733	22.236	1'35.604	287,2	15:30'03.409
13	31.286	14.339	27.778	22.208	1'35.611C	288,0	15:31'39.020
14	31.244	14.329	29.762	33.223	1'48.558CP	288,0	15:33'27.578
15	3'41.167	14.706	28.147	22.829	4'46.849P	288,0	15:38'14.427
16	31.172	14.316	27.634	22.242	1'35.364	288,0	15:39'49.791
17	31.182	14.158	27.720	22.093	1'35.153	288,8	15:41'24.944
18	33.188	14.639	28.039	22.528	1'38.394	288,0	15:43'03.338
19	31.215	14.298	27.796	22.369	1'35.678	288,8	15:44'39.016
20	35.416	14.330	27.845	22.055	1'39.646	290,3	15:46'18.662
21	31.152	14.221	27.890	22.377	1'35.640	291,1	15:47'54.302

16° 21 M. RINALDI [1'35.517]

Lap	Seg1	Seg2	Seg3	Seg4	Lap Time	km/h	Local Time
1		14.565	28.213	22.583		285,7	15:02'28.626
2	31.510	14.526	27.835	22.100	1'35.971	287,2	15:04'04.597
3	31.494	14.374	27.593	22.056	1'35.517	288,8	15:05'40.114
4	31.343	23.299	41.319	40.945	18'51.985P	271,4	15:24'32.099

17° 28 B. RAY [1'35.892]

Lap	Seg1	Seg2	Seg3	Seg4	Lap Time	km/h	Local Time
1		15.573	29.719	33.270		270,0	15:02'22.481
2	2'32.553	14.806	28.507	22.745	3'38.611P	276,2	15:06'01.092
3	31.711	14.608	28.080	22.495	1'36.894	277,6	15:07'37.986
4	31.596	14.551	28.006	22.701	1'36.854	279,8	15:09'14.840
5	32.883	14.721	28.423	22.798	1'38.825	276,9	15:10'53.665
6	31.647	14.479	27.950	22.499	1'36.575	277,6	15:12'30.240
7	33.372	14.887	28.604	22.716	1'39.579	276,2	15:14'09.819
8	31.512	14.468	28.039	22.388	1'36.407	279,1	15:15'46.226
9	32.720	14.672	28.535	33.147	1'49.074P	279,8	15:17'35.300
10	12'37.149	14.937	28.537	22.739	13'43.362P	275,5	15:31'18.662
11	31.216	14.348	27.710	34.702	1'47.976CP	281,3	15:33'06.638
12	2'46.290	14.611	28.374	22.745	3'52.020P	278,4	15:36'58.658
13	31.227	14.405	27.888	22.372	1'35.892	281,3	15:38'34.550
14	31.269	14.420	27.905	22.397	1'35.991	280,5	15:40'10.541
15	32.496	14.551	28.794	22.883	1'38.724	281,3	15:41'49.265

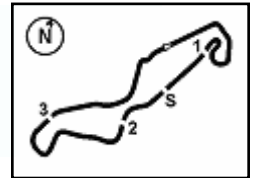
14° 97 X. VIERGE [1'35.273]

Lap	Seg1	Seg2	Seg3	Seg4	Lap Time	km/h	Local Time
1		14.986	28.529	22.805		287,2	15:01'55.918
2	32.005	14.718	28.198	23.043	1'37.964	283,5	15:03'33.882
3	31.886	14.551	28.032	22.306	1'36.775	290,3	15:05'10.657
4	36.601	14.485	28.255	22.584	1'41.925	291,1	15:06'52.582
5	31.478	14.783	28.301	22.995	1'37.557	282,0	15:08'30.139
6	31.510	14.421	28.113	22.615	1'36.659	291,1	15:10'06.798
7	31.466	14.370	28.130	22.793	1'36.759	290,3	15:11'43.557
8	37.278	14.494	28.176	32.253	1'52.201P	290,3	15:13'35.758

21/04/2023 P = Pits In/Out - C = Lap Time Cancelled

These data/results cannot be reproduced, stored and/or transmitted in whole or in part by any manner of electronic, mechanical, photocopying, recording, broadcasting or otherwise now known or herein after developed without the previous express consent by the copyright owner, except for reproduction in daily press and regular printed publications on sale to the public within 60 days of the event related to those data/results and always provided that copyright symbol appears together as follows below.

© DORNA WSBK ORGANIZATION Srl 2023



Pirelli Dutch Round, 21-23 April 2023

Chronological Analysis Free Practice 2nd Session

16	31.219	14.357	28.008	22.448	1'36.032	281,3	15:43'25.297
17	34.727	14.812	28.318	22.460	1'40.317	282,0	15:45'05.614
18	31.686	19.563	34.289	35.087	2'00.625P	205,3	15:47'06.239

12	3'36.302	14.678	29.457	22.634	4'43.071P	275,5	15:38'49.743
13	31.439	14.468	27.835	22.385	1'36.127	278,4	15:40'25.870
14	31.660	14.524	28.087	22.469	1'36.740	276,9	15:42'02.610
15	34.164	15.312	33.171	22.320	1'44.967	266,7	15:43'47.577
16	31.524	14.483	27.997	22.369	1'36.373	277,6	15:45'23.950
17	35.959	19.218	29.675	22.915	1'47.767	207,3	15:47'11.717
18	31.818	14.501	27.942	22.305	1'36.566	274,1	15:48'48.283

18°		76 L. BAZ [1'36.113]					
Lap	Seg1	Seg2	Seg3	Seg4	Lap Time	km/h	Local Time
1		15.374	28.850	34.710	270,7	15:02'04.735	
2	3'26.441	14.887	28.474	22.940	4'32.742P	282,0	15:06'37.477
3	34.845	18.533	28.316	22.611	1'44.305	170,9	15:08'21.782
4	31.743	14.529	28.071	22.512	1'36.855	283,5	15:09'58.637
5	33.516	14.607	28.117	22.664	1'38.904	283,5	15:11'37.541
6	31.770	14.645	30.330	22.772	1'39.517	280,5	15:13'17.058
7	33.744	14.704	28.350	32.176	1'48.974P	280,5	15:15'06.032
8	6'17.962	15.151	33.479	23.145	7'29.737P	279,8	15:22'35.769
9	31.699	14.482	28.214	22.477	1'36.872	284,2	15:24'12.641
10	31.590	14.342	28.107	22.701	1'36.740	284,2	15:25'49.381
11	34.712	14.980	28.880	32.905	1'51.477P	281,3	15:27'40.858
12	8'22.641	14.868	28.858	22.698	9'29.065P	282,0	15:37'09.923
13	31.533	14.366	29.650	22.688	1'38.237	282,7	15:38'48.160
14	31.623	14.352	28.284	22.469	1'36.728	285,7	15:40'24.888
15	31.740	14.413	28.288	22.344	1'36.785	282,7	15:42'01.673
16	38.848	14.555	29.320	22.405	1'45.128	284,2	15:43'46.801
17	31.631	14.366	28.053	22.249	1'36.299	285,0	15:45'23.100
18	34.675	14.714	28.949	22.149	1'40.487	280,5	15:47'03.587
19	31.617	14.259	28.024	22.213	1'36.113	287,2	15:48'39.700

21°		35 H. SYAHRIN [1'36.307]					
Lap	Seg1	Seg2	Seg3	Seg4	Lap Time	km/h	Local Time
1		15.858	30.267	23.848	276,2	15:01'58.139	
2	32.551	14.845	28.708	22.942	1'39.046	280,5	15:03'37.185
3	31.921	14.644	28.085	22.514	1'37.164	282,7	15:05'14.349
4	31.906	14.621	28.187	22.519	1'37.233	282,7	15:06'51.582
5	36.802	14.706	33.021	22.973	1'47.502	283,5	15:08'39.084
6	31.796	14.518	28.117	22.442	1'36.873	282,7	15:10'15.957
7	35.833	14.701	29.783	33.599	1'53.916P	282,0	15:12'09.873
8	7'28.158	15.145	28.717	22.702	8'34.722P	278,4	15:20'44.595
9	31.798	14.574	28.021	22.540	1'36.933	282,0	15:22'21.528
10	31.869	14.717	28.112	22.490	1'37.188	282,0	15:23'58.716
11	31.890	14.550	28.137	22.549	1'37.126	283,5	15:25'35.842
12	33.875	14.931	29.165	33.264	1'51.235P	276,9	15:27'27.077
13	10'16.897	14.745	30.067	22.646	11'24.355P	280,5	15:38'51.432
14	31.605	14.381	27.930	22.391	1'36.307	285,7	15:40'27.739
15	31.620	14.444	30.726	22.536	1'39.326	289,5	15:42'07.065
16	31.601	14.508	39.609	23.165	1'48.883	285,0	15:43'55.948
17	31.573	15.643	30.361	23.213	1'40.790	288,0	15:45'36.738
18	31.862	14.641	28.292	22.550	1'37.345	282,7	15:47'14.083
19	31.791	14.579	28.311	22.768	1'37.449	284,2	15:48'51.532

19°		51 E. GRANADO [1'36.123]					
Lap	Seg1	Seg2	Seg3	Seg4	Lap Time	km/h	Local Time
1		15.393	28.835	23.278	276,9	15:01'45.990	
2	38.717	24.781	28.637	22.813	1'54.948	113,0	15:03'40.938
3	31.986	14.947	28.201	22.560	1'37.694	279,8	15:05'18.632
4	31.762	14.657	28.190	22.635	1'37.244	281,3	15:06'55.876
5	31.866	14.662	28.327	22.574	1'37.429	282,0	15:08'33.305
6	32.798	14.711	28.334	33.855	1'49.698P	281,3	15:10'23.003
7	6'50.477	15.024	34.119	24.309	8'03.929P	275,5	15:18'26.932
8	31.596	14.567	27.929	22.719	1'36.811	282,7	15:20'03.743
9	31.594	14.596	27.900	22.590	1'36.680	282,7	15:21'40.423
10	36.166	14.906	28.172	22.761	1'42.005	280,5	15:23'22.428
11	31.906	14.890	28.089	22.756	1'37.641	278,4	15:25'00.069
12	31.930	15.171	28.366	23.090	1'38.557	282,0	15:26'38.626
13	31.985	14.689	28.261	22.931	1'37.866	279,1	15:28'16.492
14	31.968	14.699	28.227	22.896	1'37.790	279,8	15:29'54.282
15	31.831	14.705	28.160	22.648	1'37.344	282,7	15:31'31.626
16	31.824	14.690	33.762	35.408	1'55.684CP	280,5	15:33'27.310
17	7'57.518	17.306	37.512	24.103	9'16.439P	240,0	15:42'43.749
18	31.499	14.573	27.759	22.319	1'36.150	283,5	15:44'19.899
19	31.369	14.500	27.781	22.473	1'36.123	284,2	15:45'56.022
20	33.903	14.653	27.996	22.594	1'39.146	286,5	15:47'35.168
21	31.586	14.597	28.046	22.554	1'36.783	281,3	15:49'11.951

22°		66 T. SYKES [1'36.547]					
Lap	Seg1	Seg2	Seg3	Seg4	Lap Time	km/h	Local Time
1		15.319	29.679	23.116	268,7	15:02'34.444	
2	32.118	14.771	28.089	22.757	1'37.735	275,5	15:04'12.179
3	31.938	14.674	28.178	22.530	1'37.320	278,4	15:05'49.499
4	32.105	14.543	28.190	22.659	1'37.497	274,8	15:07'26.996
5	32.004	14.663	28.276	22.437	1'37.380	276,2	15:09'04.376
6	33.233	14.768	30.063	23.719	1'41.783	276,2	15:10'46.159
7	31.904	14.522	28.151	23.107	1'37.684	282,0	15:12'23.843
8	34.584	15.143	29.212	22.785	1'41.724	272,7	15:14'05.567
9	31.775	14.545	28.135	22.600	1'37.055	274,8	15:15'42.622
10	38.133	15.744	29.171	32.111	1'55.159P	259,0	15:17'37.781
11	20'23.966	14.982	29.893	23.013	21'31.854P	276,9	15:39'09.635
12	31.504	14.539	27.969	22.535	1'36.547	277,6	15:40'46.182
13	31.745	14.517	28.045	22.630	1'36.937	274,1	15:42'23.119
14	39.126	14.516	32.461	37.726	2'03.829P	276,9	15:44'26.948

23°		16 G. RUIU [1'36.826]					
Lap	Seg1	Seg2	Seg3	Seg4	Lap Time	km/h	Local Time
1		15.177	28.487	24.647	277,6	15:01'53.915	
2	32.010	14.754	27.903	22.703	1'37.370	277,6	15:03'31.285
3	33.104	14.709	28.246	22.630	1'38.689	278,4	15:05'09.974
4	31.955	14.679	28.363	23.129	1'38.126	279,8	15:06'48.100
5	31.946	14.720	28.273	22.819	1'37.758	279,8	15:08'25.858
6	36.531	15.086	31.795	36.264	1'59.676P	277,6	15:10'25.534
7	10'58.597	15.412	30.608	25.985	12'10.602P	276,9	15:22'36.136
8	31.892	14.741	28.141	22.581	1'37.355	279,1	15:24'13.491
9	31.635	14.609	28.146	22.701	1'37.091	279,8	15:25'50.582
10	33.845	15.030	28.870	33.464	1'51.209P	279,1	15:27'41.791
11	4'49.847	17.120	30.660	35.782	6'13.409CP	232,8	15:33'55.200
12	2'04.090	15.904	33.195	29.147	3'22.336P	264,7	15:37'17.536
13	32.028	14.707	28.684	22.550	1'37.969	275,5	15:38'55.505
14	31.578	14.559	28.084	22.605	1'36.826	279,8	15:40'32.331

21/04/2023 P = Pits In/Out - C = Lap Time Cancelled

These data/results cannot be reproduced, stored and/or transmitted in whole or in part by any manner of electronic, mechanical, photocopying, recording, broadcasting or otherwise now known or herein after developed without the previous express consent by the copyright owner, except for reproduction in daily press and regular printed publications on sale to the public within 60 days of the event related to those data/results and always provided that copyright symbol appears together as follows below.

© DORNA WSBK ORGANIZATION Srl 2023

Pirelli Dutch Round, 21-23 April 2023

Chronological Analysis Free Practice 2nd Session

15	32.244	14.867	29.513	22.423	1'39.047	278,4	15:42'11.378
16	31.751	14.599	28.253	22.575	1'37.178	280,5	15:43'48.556
17	35.924	18.648	29.467	33.722	1'57.761P	181,5	15:45'46.317

24° 52 O. KONIG [1'36.839]							
Lap	Seg.1	Seg.2	Seg.3	Seg.4	Lap Time	km/h	Local Time
1		15.364	29.387	27.890		267,3	15:01'56.991
2	32.322	14.768	28.538	22.919	1'38.547	275,5	15:03'35.538
3	34.847	14.933	28.670	22.723	1'41.173	276,9	15:05'16.711
4	32.004	14.681	28.560	22.658	1'37.903	283,5	15:06'54.614
5	32.138	14.957	33.762	22.700	1'43.557	279,1	15:08'38.171
6	32.005	14.581	28.551	22.555	1'37.692	280,5	15:10'15.863
7	31.888	14.633	28.645	32.746	1'47.912P	280,5	15:12'03.775
8	11'18.930	15.003	28.704	22.910	12'25.547P	274,8	15:24'29.322
9	32.097	14.533	28.436	22.850	1'37.916	279,8	15:26'07.238
10	32.187	15.070	30.218	23.313	1'40.788	281,3	15:27'48.026
11	32.228	14.553	28.944	23.089	1'38.814	279,1	15:29'26.840
12	32.086	14.581	28.466	22.829	1'37.962	277,6	15:31'04.802
13	33.168	14.919	29.351	32.671	1'50.109CP	279,1	15:32'54.911
14	4'49.378	14.728	28.926	22.530	5'55.562P	280,5	15:38'50.473
15	31.631	14.461	28.146	22.601	1'36.839	286,5	15:40'27.312
16	31.798	14.538	28.461	22.676	1'37.473	282,0	15:42'04.785
17	34.564	14.830	34.716	22.880	1'46.990	282,0	15:43'51.775
18	31.947	14.641	28.572	22.634	1'37.794	280,5	15:45'29.569

25° 32 I. VINALES [1'37.010]							
Lap	Seg.1	Seg.2	Seg.3	Seg.4	Lap Time	km/h	Local Time
1		15.679	29.035	24.230		265,4	15:01'55.322
2	32.090	14.971	28.319	23.103	1'38.483	274,1	15:03'33.805
3	32.997	14.954	28.292	22.841	1'39.084	276,9	15:05'12.889
4	31.991	14.971	28.356	23.207	1'38.525	274,8	15:06'51.414
5	32.271	14.928	28.417	23.057	1'38.673	272,0	15:08'30.087
6	32.006	14.835	28.347	23.005	1'38.193	275,5	15:10'08.280
7	31.905	14.985	28.401	22.988	1'38.279	275,5	15:11'46.559
8	32.013	14.916	28.862	23.280	1'39.071	272,0	15:13'25.630
9	35.223	18.414	28.516	32.339	1'54.492P	180,9	15:15'20.122
10	13'45.625	15.355	29.262	23.633	14'53.875P	270,0	15:30'13.997
11	32.599	15.117	28.849	23.610	1'40.175	271,4	15:31'54.172
12	32.365	16.857	33.037	37.921	2'00.180CP	244,9	15:33'54.352
13	5'16.328	15.061	28.273	23.045	6'22.707P	274,1	15:40'17.059
14	31.899	14.789	28.227	22.794	1'37.709	273,4	15:41'54.768
15	31.716	14.853	28.187	22.705	1'37.461	274,8	15:43'32.229
16	31.637	14.824	28.229	22.640	1'37.330	275,5	15:45'09.559
17	31.686	15.102	29.673	22.717	1'39.178	274,1	15:46'48.737
18	31.683	14.708	28.140	22.479	1'37.010	276,2	15:48'25.747

21/04/2023

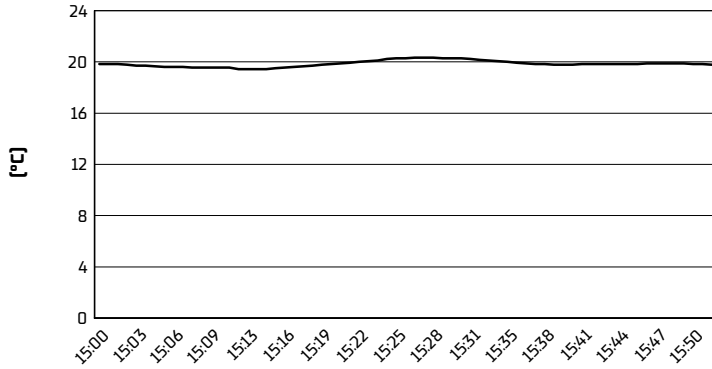
P = Pits In/Out - C = Lap Time Cancelled

These data/results cannot be reproduced, stored and/or transmitted in whole or in part by any manner of electronic, mechanical, photocopying, recording, broadcasting or otherwise now known or herein after developed without the previous express consent by the copyright owner, except for reproduction in daily press and regular printed publications on sale to the public within 60 days of the event related to those data/results and always provided that copyright symbol appears together as follows below.

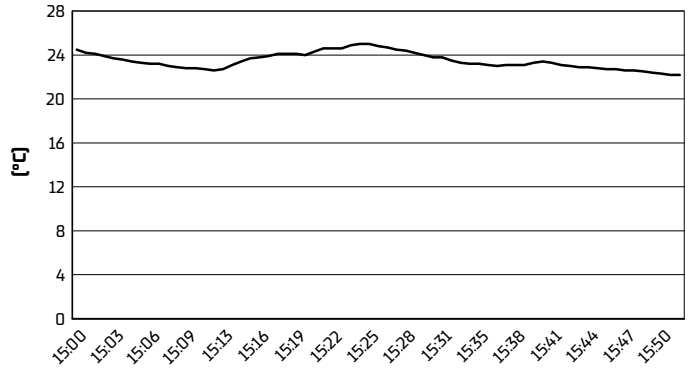
© DORNA WSBK ORGANIZATION Srl 2023

Pirelli Dutch Round, 21-23 April 2023
Weather Report Free Practice 2nd Session
Session started 15:00 - Session ended 15:51

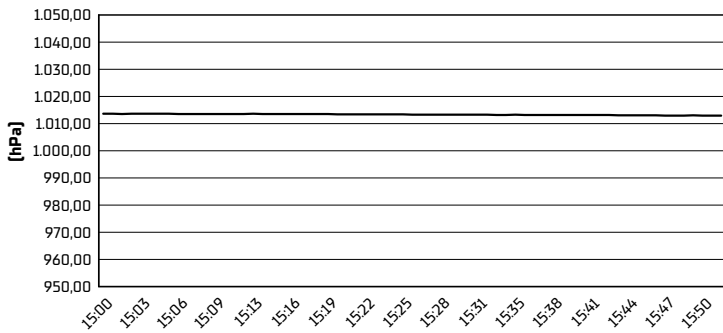
Air Temperature



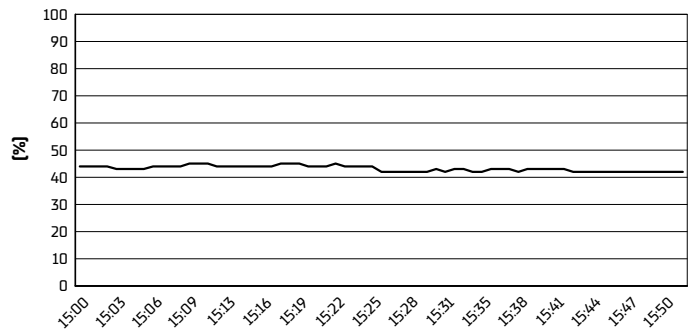
Track Temperature



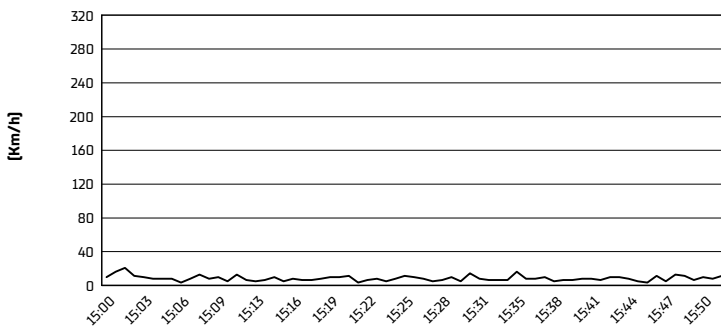
Air Pressure



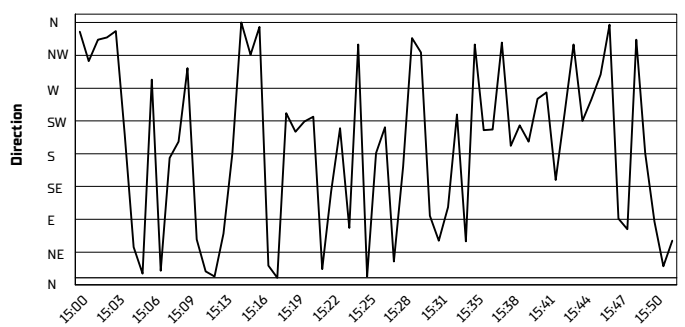
Humidity



Wind Speed



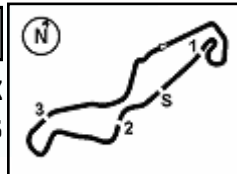
Wind Direction



21/04/2023

These data/results cannot be reproduced, stored and/or transmitted in whole or in part by any manner of electronic, mechanical, photocopying, recording, broadcasting or otherwise now known or herein after developed without the previous express consent by the copyright owner, except for reproduction in daily press and regular printed publications on sale to the public within 60 days of the event related to those data/results and always provided that copyright symbol appears together as follows below.

© DORNA WSBK ORGANIZATION Srl 2023



TT Circuit Assen 4.542 m

Pirelli Dutch Round, 21-23 April 2023

Best Laps & Speeds

No.	Rider	Nat	Best Lap		FP1		FP2												
			LL	SPD	LL	SPD	LL	SPD											
1	1 A. BAUTISTA Ducati Panigale V4R	ESP	1'34.316 42 297,5		1'34.592 20 297,5		1'34.316 22 296,7												
2	22 A. LOWES Kawasaki ZX-10RR	GBR	1'34.547 39 291,1		1'35.513 19 291,1		1'34.547 20 289,5												
3	65 J. REA Kawasaki ZX-10RR	GBR	1'34.573 35 292,6		1'34.774 20 292,6		1'34.573 15 290,3												
4	77 D. AEGERTER Yamaha YZF R1	SUI	1'34.600 43 289,5		1'35.558 21 289,5		1'34.600 22 286,4												
5	87 R. GARDNER Yamaha YZF R1	AUS	1'34.713 36 289,5		1'35.176 21 289,5		1'34.713 15 286,4												
6	60 M. VAN DER MARK BMW M1000 RR	NED	1'34.911 42 291,1		1'35.706 19 288,0		1'34.911 23 291,1												
7	47 A. BASSANI Ducati Panigale V4R	ITA	1'34.948 35 291,1		1'35.449 17 291,1		1'34.948 18 289,5												
8	55 A. LOCATELLI Yamaha YZF R1	ITA	1'34.966 38 289,5		1'35.185 19 288,7		1'34.966 19 289,5												
9	31 G. GERLOFF BMW M1000 RR	USA	1'35.024 34 294,2		1'35.318 15 294,2		1'35.024 19 291,1												
10	54 T. RAZGATLIOGLU Yamaha YZF R1	TUR	1'35.103 34 288,7		1'35.273 14 288,7		1'35.103 20 287,2												
11	9 D. PETRUCCI Ducati Panigale V4R	ITA	1'35.106 36 290,3		1'35.919 15 288,7		1'35.106 21 290,3												
12	45 S. REDDING BMW M1000 RR	GBR	1'35.141 35 289,5		1'35.246 16 289,5		1'35.141 19 289,5												
13	7 I. LECUONA Honda CBR1000 RR-R	ESP	1'35.153 38 294,2		1'35.721 18 294,2		1'35.153 20 292,6												
14	97 X. VIERGE Honda CBR1000 RR-R	ESP	1'35.273 40 296,7		1'35.984 20 296,7		1'35.273 20 295,0												
15	5 P. OETTL Ducati Panigale V4R	GER	1'35.279 40 289,5		1'35.780 19 289,5		1'35.279 21 287,2												
16	21 M. RINALDI Ducati Panigale V4R	ITA	1'35.517 20 291,8		1'35.789 17 291,8		1'35.517 3 288,7												
17	28 B. RAY Yamaha YZF R1	GBR	1'35.892 30 282,7		1'36.731 13 282,7		1'35.892 17 281,9												
18	76 L. BAZ BMW M1000 RR	FRA	1'36.113 21 287,2		1'39.618 3 270,0		1'36.113 18 287,2												
19	51 E. GRANADO Honda CBR1000 RR-R	BRA	1'36.123 37 286,4		1'37.125 17 284,2		1'36.123 20 286,4												
20	34 L. BALDASSARRI Yamaha YZF R1	ITA	1'36.127 37 281,2		1'36.281 20 281,2		1'36.127 17 278,3												
21	35 H. SYHRIN Honda CBR1000 RR-R	MAS	1'36.307 34 289,5		1'37.296 16 286,4		1'36.307 18 289,5												
22	66 T. SYKES Kawasaki ZX-10RR	GBR	1'36.547 25 283,4		1'37.169 12 283,4		1'36.547 13 281,9												
23	16 G. RUIU BMW M1000 RR	ITA	1'36.826 23 283,4		1'37.704 7 283,4		1'36.826 16 280,5												
24	52 D. KONIG Kawasaki ZX-10RR	CZE	1'36.839 32 286,4		1'37.426 15 284,9		1'36.839 17 286,4												
25	32 I. VINALES Kawasaki ZX-10RR	ESP	1'37.010 34 279,7		1'38.358 17 279,7		1'37.010 17 276,9												

21/04/2023

These data/results cannot be reproduced, stored and/or transmitted in whole or in part by any manner of electronic, mechanical, photocopying, recording, broadcasting or otherwise now known or herein after developed without the previous express consent by the copyright owner, except for reproduction in daily press and regular printed publications on sale to the public within 60 days of the event related to those data/results and always provided that copyright symbol appears together as follows below.

© DORNA WSBK ORGANIZATION Srl 2023

FICR PERUGIA TIMING

