

Pirelli Dutch Round, 21-23 April 2023

Results Free Practice 3rd Session

No.	Rider	Nat	Team	Bike	Class	Time	Gap	Rel.	Laps	Speed	
										Avg	Max
1	87 R. GARDNER	AUS	GYTR GRT Yamaha WorldSBK Team	Yamaha YZF R1	IND	1'44.648			10	156,250	282,0
2	1 A. BAUTISTA	ESP	Aruba.it Racing - Ducati	Ducati Panigale V4R		1'45.359	0.711	0.711	15	155,195	284,2
3	54 T. RAZGATLIOGLU	TUR	Pata Yamaha Prometeon WorldSBK	Yamaha YZF R1		1'45.647	0.999	0.288	7	154,772	280,5
4	47 A. BASSANI	ITA	Motocorsa Racing	Ducati Panigale V4R	IND	1'45.743	1.095	0.096	8	154,632	282,7
5	55 A. LOCATELLI	ITA	Pata Yamaha Prometeon WorldSBK	Yamaha YZF R1		1'45.801	1.153	0.058	8	154,547	282,7
6	76 L. BAZ	FRA	Bonovo Action BMW	BMW M1000 RR	IND	1'46.080	1.432	0.279	8	154,140	284,2
7	97 X. VIERGE	ESP	Team HRC	Honda CBR1000 RR-R		1'46.241	1.593	0.161	13	153,907	285,0
8	21 M. RINALDI	ITA	Aruba.it Racing - Ducati	Ducati Panigale V4R		1'46.288	1.640	0.047	12	153,839	280,5
9	28 B. RAY	GBR	Yamaha Motoxrcing WorldSBK Team	Yamaha YZF R1	IND	1'46.503	1.855	0.215	12	153,528	277,6
10	77 D. AEGERTER	SUI	GYTR GRT Yamaha WorldSBK Team	Yamaha YZF R1	IND	1'46.620	1.972	0.117	13	153,360	280,5
11	9 D. PETRUCCI	ITA	Barni Spark Racing Team	Ducati Panigale V4R	IND	1'47.132	2.484	0.512	5	152,627	282,0
12	16 G. RUIU	ITA	Bmax Racing	BMW M1000 RR	IND	1'47.407	2.759	0.275	13	152,236	272,0
13	7 I. LECUONA	ESP	Team HRC	Honda CBR1000 RR-R		1'47.472	2.824	0.065	7	152,144	282,7
14	35 H. SYHRIN	MAS	PETRONAS MIE Racing HONDA Team	Honda CBR1000 RR-R	IND	1'47.536	2.888	0.064	8	152,053	276,2
15	52 O. KONIG	CZE	Orelac Racing MOVISIO	Kawasaki ZX-10RR	IND	1'47.581	2.933	0.045	10	151,990	276,2
16	5 P. OETTL	GER	Team GoEleven	Ducati Panigale V4R	IND	1'47.962	3.314	0.381	10	151,453	277,6
17	34 L. BALDASSARRI	ITA	GMT94 Yamaha	Yamaha YZF R1	IND	1'48.324	3.676	0.362	10	150,947	272,7
18	32 I. VINALES	ESP	TPR by Vinales Racing	Kawasaki ZX-10RR	IND	1'48.432	3.784	0.108	4	150,797	268,0
19	60 M. VAN DER MARK	NED	ROKIT BMW Motorrad WorldSBK Team	BMW M1000 RR		1'49.169	4.521	0.737	7	149,779	279,1
20	22 A. LOWES	GBR	Kawasaki Racing Team WorldSBK	Kawasaki ZX-10RR		1'49.665	5.017	0.496	2	149,101	280,5
Out 105% in this Session											
21	66 T. SYKES	GBR	Kawasaki Puccetti Racing	Kawasaki ZX-10RR	IND	1'49.894	5.246	0.229	5	148,791	272,0
22	31 G. GERLOFF	USA	Bonovo Action BMW	BMW M1000 RR	IND				0		
23	45 S. REDDING	GBR	ROKIT BMW Motorrad WorldSBK Team	BMW M1000 RR					0		
24	51 E. GRANADO	BRA	PETRONAS MIE Racing HONDA Team	Honda CBR1000 RR-R	IND				0		
25	65 J. REA	GBR	Kawasaki Racing Team WorldSBK	Kawasaki ZX-10RR					0		

Qualifying Lap Time (105% of 1'44.648): 1'49.881

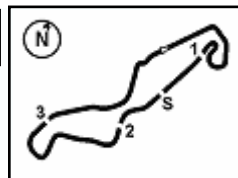
AIR	Humidity:	88%	Temp:	11°C
TRACK	Condition:	Wet	Temp:	11°C

Records	Pole	(SP)	2022 T.Razgatioglu	1'32.934	175,940	Km/h
	Race	(SPRC)	2022 A.Bautista	1'33.620	174,650	Km/h
	All Times	(SP)	2022 T.Razgatioglu	1'32.934	175,940	Km/h

Start 22/04/2023 09:00 End 09:36 The results are provisional until the end of the time limit for protests and appeals and the completion of the technical checks.

These data/results cannot be reproduced, stored and/or transmitted in whole or in part by any manner of electronic, mechanical, photocopying, recording, broadcasting or otherwise now known or herein after developed without the previous express consent by the copyright owner, except for reproduction in daily press and regular printed publications on sale to the public within 60 days of the event related to those data/results and always provided that copyright symbol appears together as follows below.

© DORNA WSBK ORGANIZATION Srl 2023



Pirelli Dutch Round, 21-23 April 2023

Results Free Practice 3rd Session

Session Highlights

Local Time	No. Rider	Description
08.50.38		WET PRACTICE - LIGHTS ON
09.00.00		Start
09.00.04		WorldSBK Pit Intervention Time: 1min 1secs
09.05.03	47 A. BASSANI	On Asphalt - Re-Joined - Turn 1
09.17.57	35 H. SYHRIN	RACELINK GPS NOT WORKING
09.35.25	55 A. LOCATELLI	Lap Cancelled [1'45.773] - Exceeded Track Limits - Turn 18
09.36.01		End Of Session

Fastest Laps Sequence

No.	Rider	Nat	Team	Bike	Local Time	Time	Gap	Avg
9	D. PETRUCCI	ITA	Barni Spark Racing Team	Ducati Panigale V4R	09:03'52.660	1'51.174		147,078
1	A. BAUTISTA	ESP	Aruba.it Racing - Ducati	Ducati Panigale V4R	09:04'58.463	1'50.066	-1.108	148,558
9	D. PETRUCCI	ITA	Barni Spark Racing Team	Ducati Panigale V4R	09:05'40.755	1'48.095	-1.971	151,267
9	D. PETRUCCI	ITA	Barni Spark Racing Team	Ducati Panigale V4R	09:07'27.887	1'47.132	-0.963	152,627
47	A. BASSANI	ITA	Motocorsa Racing	Ducati Panigale V4R	09:09'45.750	1'46.898	-0.234	152,961
87	R. GARDNER	AUS	GYTR GRT Yamaha WorldSBK Team	Yamaha YZF R1	09:13'39.593	1'46.727	-0.171	153,206
76	L. BAZ	FRA	Bonovo Action BMW	BMW M1000 RR	09:13'40.102	1'46.706	-0.021	153,236
87	R. GARDNER	AUS	GYTR GRT Yamaha WorldSBK Team	Yamaha YZF R1	09:15'25.927	1'46.334	-0.372	153,772
87	R. GARDNER	AUS	GYTR GRT Yamaha WorldSBK Team	Yamaha YZF R1	09:17'11.834	1'45.907	-0.427	154,392
1	A. BAUTISTA	ESP	Aruba.it Racing - Ducati	Ducati Panigale V4R	09:21'04.523	1'45.857	-0.050	154,465
55	A. LOCATELLI	ITA	Pata Yamaha Prometeon WorldSBK	Yamaha YZF R1	09:23'51.326	1'45.801	-0.056	154,547
54	T. RAZGATLIOGLU	TUR	Pata Yamaha Prometeon WorldSBK	Yamaha YZF R1	09:24'50.804	1'45.647	-0.154	154,772
87	R. GARDNER	AUS	GYTR GRT Yamaha WorldSBK Team	Yamaha YZF R1	09:27'24.032	1'44.648	-0.999	156,250

Start 09:00 End 09:36 The results are provisional until the end of the time limit for protests and appeals and the completion of the technical checks.

These data/results cannot be reproduced, stored and/or transmitted in whole or in part by any manner of electronic, mechanical, photocopying, recording, broadcasting or otherwise now known or herein after developed without the previous express consent by the copyright owner, except for reproduction in daily press and regular printed publications on sale to the public within 60 days of the event related to those data/results and always provided that copyright symbol appears together as follows below.

© DORNA WSBK ORGANIZATION Srl 2023

Pirelli Dutch Round, 21-23 April 2023

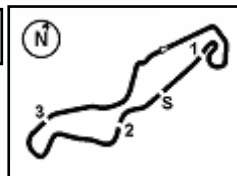
Free Practices Combined Results

No.	Rider	Nat	Team	Bike	Class	FP1	FP2	FP3	Time	Gap	Rel.	Avg	LL
1	1 A. BAUTISTA	ESP	Aruba.it Racing - Ducati	Ducati Panigale V4R		1'34.592	1'34.316	1'45.359	1'34.316			173,366	57
2	22 A. LOWES	GBR	Kawasaki Racing Team WorldSBK	Kawasaki ZX-10RR		1'35.513	1'34.547	1'49.665	1'34.547	0.231	0.231	172,943	41
3	65 J. REA	GBR	Kawasaki Racing Team WorldSBK	Kawasaki ZX-10RR		1'34.774	1'34.573		1'34.573	0.257	0.026	172,895	35
4	77 D. AEGERTER	SUI	GYTR GRT Yamaha WorldSBK Team	Yamaha YZF R1	IND	1'35.558	1'34.600	1'46.620	1'34.600	0.284	0.027	172,846	56
5	87 R. GARDNER	AUS	GYTR GRT Yamaha WorldSBK Team	Yamaha YZF R1	IND	1'35.176	1'34.713	1'44.648	1'34.713	0.397	0.113	172,639	46
6	60 M. VAN DER MARK	NED	ROKiT BMW Motorrad WorldSBK Team	BMW M1000 RR		1'35.706	1'34.911	1'49.169	1'34.911	0.595	0.198	172,279	49
7	47 A. BASSANI	ITA	Motocorsa Racing	Ducati Panigale V4R	IND	1'35.449	1'34.948	1'45.743	1'34.948	0.632	0.037	172,212	43
8	55 A. LOCATELLI	ITA	Pata Yamaha Prometeon WorldSBK	Yamaha YZF R1		1'35.185	1'34.966	1'45.801	1'34.966	0.650	0.018	172,180	46
9	31 G. GERLOFF	USA	Bonovo Action BMW	BMW M1000 RR	IND	1'35.318	1'35.024		1'35.024	0.708	0.058	172,074	34
10	54 T. RAZGATLIOGLU	TUR	Pata Yamaha Prometeon WorldSBK	Yamaha YZF R1		1'35.273	1'35.103	1'45.647	1'35.103	0.787	0.079	171,931	41
11	9 D. PETRUCCI	ITA	Barni Spark Racing Team	Ducati Panigale V4R	IND	1'35.919	1'35.106	1'47.132	1'35.106	0.790	0.003	171,926	41
12	45 S. REDDING	GBR	ROKiT BMW Motorrad WorldSBK Team	BMW M1000 RR		1'35.246	1'35.141		1'35.141	0.825	0.035	171,863	35
13	7 I. LECUONA	ESP	Team HRC	Honda CBR1000 RR-R		1'35.721	1'35.153	1'47.472	1'35.153	0.837	0.012	171,841	45
14	97 X. VIERGE	ESP	Team HRC	Honda CBR1000 RR-R		1'35.984	1'35.273	1'46.241	1'35.273	0.957	0.120	171,625	53
15	5 P. OETTL	GER	Team GoEleven	Ducati Panigale V4R	IND	1'35.780	1'35.279	1'47.962	1'35.279	0.963	0.006	171,614	50
16	21 M. RINALDI	ITA	Aruba.it Racing - Ducati	Ducati Panigale V4R		1'35.789	1'35.517	1'46.288	1'35.517	1.201	0.238	171,186	32
17	28 B. RAY	GBR	Yamaha Motox Racing WorldSBK Team	Yamaha YZF R1	IND	1'36.731	1'35.892	1'46.503	1'35.892	1.576	0.375	170,517	42
18	76 L. BAZ	FRA	Bonovo Action BMW	BMW M1000 RR	IND	1'39.618	1'36.113	1'46.080	1'36.113	1.797	0.221	170,125	29
19	51 E. GRANADO	BRA	PETRONAS MIE Racing HONDA Team	Honda CBR1000 RR-R	IND	1'37.125	1'36.123		1'36.123	1.807	0.010	170,107	37
20	34 L. BALDASSARRI	ITA	GMT94 Yamaha	Yamaha YZF R1	IND	1'36.281	1'36.127	1'48.324	1'36.127	1.811	0.004	170,100	47
21	35 H. SYHRIN	MAS	PETRONAS MIE Racing HONDA Team	Honda CBR1000 RR-R	IND	1'37.296	1'36.307	1'47.536	1'36.307	1.991	0.180	169,782	42
22	66 T. SYKES	GBR	Kawasaki Puccetti Racing	Kawasaki ZX-10RR	IND	1'37.169	1'36.547	1'49.894	1'36.547	2.231	0.240	169,360	30
23	16 G. RUIU	ITA	Bmax Racing	BMW M1000 RR	IND	1'37.704	1'36.826	1'47.407	1'36.826	2.510	0.279	168,872	36
24	52 D. KONIG	CZE	Orelac Racing MOVISIO	Kawasaki ZX-10RR	IND	1'37.426	1'36.839	1'47.581	1'36.839	2.523	0.013	168,849	42
25	32 I. VINALES	ESP	TPR by Vinales Racing	Kawasaki ZX-10RR	IND	1'38.358	1'37.010	1'48.432	1'37.010	2.694	0.171	168,552	38

22/04/2023

These data/results cannot be reproduced, stored and/or transmitted in whole or in part by any manner of electronic, mechanical, photocopying, recording, broadcasting or otherwise now known or herein after developed without the previous express consent by the copyright owner, except for reproduction in daily press and regular printed publications on sale to the public within 60 days of the event related to those data/results and always provided that copyright symbol appears together as follows below.

© DORNA WSBK ORGANIZATION Srl 2023



Pirelli Dutch Round, 21-23 April 2023

Best Sectors & Speed Free Practice 3rd Session

TT Circuit Assen 4.542 m

BEST LAP

1	87	R. GARDNER	Yamaha YZF R1	1'44.648
2	1	A. BAUTISTA	Ducati Panigale V4R	1'45.359
3	54	T. RAZGATLIOGLU	Yamaha YZF R1	1'45.647
4	47	A. BASSANI	Ducati Panigale V4R	1'45.743
5	55	A. LOCATELLI	Yamaha YZF R1	1'45.801
6	76	L. BAZ	BMW M1000 RR	1'46.080
7	97	X. VIERGE	Honda CBR1000 RR-R	1'46.241
8	21	M. RINALDI	Ducati Panigale V4R	1'46.288
9	28	B. RAY	Yamaha YZF R1	1'46.503
10	77	D. AEGERTER	Yamaha YZF R1	1'46.620
11	9	D. PETRUCCI	Ducati Panigale V4R	1'47.132
12	16	G. RUIJU	BMW M1000 RR	1'47.407
13	7	I. LECUONA	Honda CBR1000 RR-R	1'47.472
14	35	H. SYHRIN	Honda CBR1000 RR-R	1'47.536
15	52	D. KONIG	Kawasaki ZX-10RR	1'47.581
16	5	P. OETTL	Ducati Panigale V4R	1'47.962
17	34	L. BALDASSARRI	Yamaha YZF R1	1'48.324
18	32	I. VINALES	Kawasaki ZX-10RR	1'48.432
19	60	M. VAN DER MARK	BMW M1000 RR	1'49.169
20	22	A. LOWES	Kawasaki ZX-10RR	1'49.665
21	66	T. SYKES	Kawasaki ZX-10RR	1'49.894
22	31	G. GERLOFF	BMW M1000 RR	
23	45	S. REDDING	BMW M1000 RR	
24	51	E. GRANADO	Honda CBR1000 RR-R	
25	65	J. REA	Kawasaki ZX-10RR	

SPEED

1	97	X. VIERGE	Honda CBR1000 RR-R	285,0
2	1	A. BAUTISTA	Ducati Panigale V4R	284,2
3	76	L. BAZ	BMW M1000 RR	284,2
4	47	A. BASSANI	Ducati Panigale V4R	282,7
5	55	A. LOCATELLI	Yamaha YZF R1	282,7
6	7	I. LECUONA	Honda CBR1000 RR-R	282,7
7	9	D. PETRUCCI	Ducati Panigale V4R	282,0
8	87	R. GARDNER	Yamaha YZF R1	282,0
9	21	M. RINALDI	Ducati Panigale V4R	280,5
10	22	A. LOWES	Kawasaki ZX-10RR	280,5
11	54	T. RAZGATLIOGLU	Yamaha YZF R1	280,5
12	77	D. AEGERTER	Yamaha YZF R1	280,5
13	60	M. VAN DER MARK	BMW M1000 RR	279,1
14	5	P. OETTL	Ducati Panigale V4R	277,6
15	28	B. RAY	Yamaha YZF R1	277,6
16	35	H. SYHRIN	Honda CBR1000 RR-R	276,2
17	52	D. KONIG	Kawasaki ZX-10RR	276,2
18	34	L. BALDASSARRI	Yamaha YZF R1	272,7
19	16	G. RUIJU	BMW M1000 RR	272,0
20	66	T. SYKES	Kawasaki ZX-10RR	272,0
21	32	I. VINALES	Kawasaki ZX-10RR	268,0

SEG. 1

SEG. 2

SEG. 3

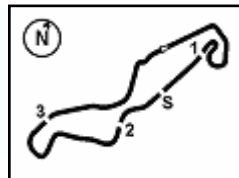
SEG. 4

1	87	R. GARDNER	34.390	1	1	A. BAUTISTA	15.307	1	87	R. GARDNER	30.447	1	54	T. RAZGATLIOGLU	24.247
2	55	A. LOCATELLI	34.468	2	87	R. GARDNER	15.414	2	54	T. RAZGATLIOGLU	30.600	2	1	A. BAUTISTA	24.297
3	76	L. BAZ	34.699	3	55	A. LOCATELLI	15.448	3	1	A. BAUTISTA	30.701	3	87	R. GARDNER	24.397
4	1	A. BAUTISTA	34.711	4	28	B. RAY	15.540	4	55	A. LOCATELLI	30.800	4	47	A. BASSANI	24.484
5	47	A. BASSANI	34.785	5	97	X. VIERGE	15.559	5	77	D. AEGERTER	30.832	5	55	A. LOCATELLI	24.564
6	21	M. RINALDI	34.865	6	54	T. RAZGATLIOGLU	15.569	6	47	A. BASSANI	30.861	6	76	L. BAZ	24.600
7	54	T. RAZGATLIOGLU	34.910	7	47	A. BASSANI	15.613	7	21	M. RINALDI	30.902	7	97	X. VIERGE	24.686
8	97	X. VIERGE	34.939	8	77	D. AEGERTER	15.670	8	28	B. RAY	30.988	8	7	I. LECUONA	24.787
9	7	I. LECUONA	35.069	9	21	M. RINALDI	15.708	9	76	L. BAZ	30.992	9	21	M. RINALDI	24.813
10	28	B. RAY	35.099	10	76	L. BAZ	15.724	10	97	X. VIERGE	31.048	10	77	D. AEGERTER	24.870
11	9	D. PETRUCCI	35.208	11	35	H. SYHRIN	15.732	11	35	H. SYHRIN	31.094	11	28	B. RAY	24.876
12	32	I. VINALES	35.211	12	16	G. RUIJU	15.750	12	9	D. PETRUCCI	31.105	12	16	G. RUIJU	24.905
13	52	D. KONIG	35.247	13	7	I. LECUONA	15.851	13	5	P. OETTL	31.191	13	52	D. KONIG	24.905
14	77	D. AEGERTER	35.248	14	9	D. PETRUCCI	15.909	14	32	I. VINALES	31.220	14	9	D. PETRUCCI	24.910
15	5	P. OETTL	35.308	15	52	D. KONIG	15.917	15	7	I. LECUONA	31.304	15	35	H. SYHRIN	24.935
16	16	G. RUIJU	35.392	16	60	M. VAN DER MARK	15.926	16	16	G. RUIJU	31.360	16	5	P. OETTL	25.131
17	34	L. BALDASSARRI	35.519	17	5	P. OETTL	15.972	17	34	L. BALDASSARRI	31.376	17	34	L. BALDASSARRI	25.224
18	35	H. SYHRIN	35.760	18	34	L. BALDASSARRI	16.025	18	52	D. KONIG	31.432	18	32	I. VINALES	25.234
19	22	A. LOWES	35.957	19	66	T. SYKES	16.127	19	22	A. LOWES	31.596	19	60	M. VAN DER MARK	25.425
20	66	T. SYKES	35.982	20	22	A. LOWES	16.314	20	60	M. VAN DER MARK	31.641	20	22	A. LOWES	25.429
21	60	M. VAN DER MARK	35.989	21	32	I. VINALES	16.335	21	66	T. SYKES	31.903	21	66	T. SYKES	25.882

22/04/2023

These data/results cannot be reproduced, stored and/or transmitted in whole or in part by any manner of electronic, mechanical, photocopying, recording, broadcasting or otherwise now known or herein after developed without the previous express consent by the copyright owner, except for reproduction in daily press and regular printed publications on sale to the public within 60 days of the event related to those data/results and always provided that copyright symbol appears together as follows below.

© DORNA WSBK ORGANIZATION Srl 2023



TT Circuit Assen 4.542 m

Pirelli Dutch Round, 21-23 April 2023

Ideal Times Free Practice 3rd Session

No. Rider	Nat	Bike	Seg. 1 Diff. 1	Seg. 2 Diff. 2	Seg. 3 Diff. 3	Seg. 4 Diff. 4	Ideal Time Best Lap	Pos.	Diff.
1 87 R. GARDNER	AUS	Yamaha YZF R1	34.390	15.414	30.447	24.397	1'44.648 1'44.648	1	
2 1 A. BAUTISTA	ESP	Ducati Panigale V4R	34.711	15.307	30.701 +0.343	24.297	1'45.016 1'45.359	2	0.343
3 55 A. LOCATELLI	ITA	Yamaha YZF R1	34.468 +0.424	15.448 +0.019	30.800	24.564 +0.078	1'45.280 1'45.801	5	0.521
4 54 T. RAZGATLIOGLU	TUR	Yamaha YZF R1	34.910	15.569	30.600 +0.267	24.247 +0.054	1'45.326 1'45.647	3	0.321
5 47 A. BASSANI	ITA	Ducati Panigale V4R	34.785	15.613	30.861	24.484	1'45.743 1'45.743	4	
6 76 L. BAZ	FRA	BMW M1000 RR	34.699	15.724 +0.065	30.992	24.600	1'46.015 1'46.080	6	0.065
7 97 X. VIERGE	ESP	Honda CBR1000 RR-R	34.939 +0.009	15.559	31.048	24.686	1'46.232 1'46.241	7	0.009
8 21 M. RINALDI	ITA	Ducati Panigale V4R	34.865	15.708	30.902	24.813	1'46.288 1'46.288	8	
9 28 B. RAY	GBR	Yamaha YZF R1	35.099	15.540	30.988	24.876	1'46.503 1'46.503	9	
10 77 D. AEGERTER	SUI	Yamaha YZF R1	35.248	15.670	30.832	24.870	1'46.620 1'46.620	10	
11 7 I. LECUONA	ESP	Honda CBR1000 RR-R	35.069 +0.312	15.851	31.304 +0.149	24.787	1'47.011 1'47.472	13	0.461
12 9 D. PETRUCCI	ITA	Ducati Panigale V4R	35.208	15.909	31.105	24.910	1'47.132 1'47.132	11	
13 16 G. RUIU	ITA	BMW M1000 RR	35.392	15.750	31.360	24.905	1'47.407 1'47.407	12	
14 52 D. KONIG	CZE	Kawasaki ZX-10RR	35.247 +0.074	15.917 +0.006	31.432	24.905	1'47.501 1'47.581	15	0.080
15 35 H. SYHRIN	MAS	Honda CBR1000 RR-R	35.760 +0.015	15.732	31.094	24.935	1'47.521 1'47.536	14	0.015
16 5 P. OETTL	GER	Ducati Panigale V4R	35.308 +0.283	15.972	31.191	25.131 +0.077	1'47.602 1'47.962	16	0.360
17 32 I. VINALES	ESP	Kawasaki ZX-10RR	35.211	16.335	31.220 +0.432	25.234	1'48.000 1'48.432	18	0.432
18 34 L. BALDASSARRI	ITA	Yamaha YZF R1	35.519 +0.089	16.025 +0.091	31.376	25.224	1'48.144 1'48.324	17	0.180
19 60 M. VAN DER MARK	NED	BMW M1000 RR	35.989 +0.148	15.926 +0.040	31.641	25.425	1'48.981 1'49.169	19	0.188
20 22 A. LOWES	GBR	Kawasaki ZX-10RR	35.957	16.314 +0.021	31.596 +0.348	25.429	1'49.296 1'49.665	20	0.369
21 66 T. SYKES	GBR	Kawasaki ZX-10RR	35.982	16.127	31.903	25.882	1'49.894 1'49.894	21	
31 G. GERLOFF	USA	BMW M1000 RR							
45 S. REDDING	GBR	BMW M1000 RR							
51 E. GRANADO	BRA	Honda CBR1000 RR-R							
65 J. REA	GBR	Kawasaki ZX-10RR							
Overall Ideal Time			34.390	15.307	30.447	24.247	1'44.391		

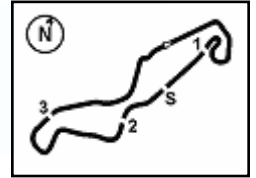
22/04/2023

These data/results cannot be reproduced, stored and/or transmitted in whole or in part by any manner of electronic, mechanical, photocopying, recording, broadcasting or otherwise now known or herein after developed without the previous express consent by the copyright owner, except for reproduction in daily press and regular printed publications on sale to the public within 60 days of the event related to those data/results and always provided that copyright symbol appears together as follows below.

© DORNA WSBK ORGANIZATION Srl 2023

FIGR PERUGIA TIMING





Pirelli Dutch Round, 21-23 April 2023

Chronological Analysis Free Practice 3rd Session

1° 87 R. GARDNER [1'44.648]							
Lap	Seg1	Seg2	Seg3	Seg4	Lap Time	km/h	Local Time
1		17.601	33.744	26.909		259,0	9:08'14.086
2	36.655	16.341	32.044	25.927	1'50.967	276,9	9:10'05.053
3	35.259	16.108	31.297	25.149	1'47.813	278,4	9:11'52.866
4	35.042	15.921	30.782	24.982	1'46.727	278,4	9:13'39.593
5	34.877	15.768	30.928	24.761	1'46.334	280,5	9:15'25.927
6	34.769	15.769	30.790	24.579	1'45.907	279,8	9:17'11.834
7	41.129	17.029	34.156	36.658	2'08.972P	270,7	9:19'20.806
8	5'03.296	16.534	33.831	24.917	6'18.578P	272,7	9:25'39.384
9	34.390	15.414	30.447	24.397	1'44.648	282,0	9:27'24.032
10	34.871	15.720	30.584	24.865	1'46.040	281,3	9:29'10.072
11	34.622	16.222	44.227	27.411	2'02.482	279,8	9:31'12.554

5	34.892	15.467	30.800	24.642	1'45.801	282,0	9:23'51.326
6	35.124	15.568	31.021	24.777	1'46.490	280,5	9:25'37.816
7	34.934	15.448	31.036	24.564	1'45.982	279,8	9:27'23.798
8	35.178	16.310	31.294	24.599	1'47.381	266,7	9:29'11.179
9	34.468	15.567	31.275	24.463	1'45.773C	282,7	9:30'56.952

2° 1 A. BAUTISTA [1'45.359]							
Lap	Seg1	Seg2	Seg3	Seg4	Lap Time	km/h	Local Time
1		16.613	32.962	26.921		276,2	9:03'08.397
2	36.360	16.007	32.041	25.658	1'50.066	282,7	9:04'58.463
3	35.785	15.823	31.694	25.355	1'48.657	282,7	9:06'47.120
4	35.460	15.740	31.762	25.312	1'48.274	284,2	9:08'35.394
5	35.697	16.143	31.695	25.191	1'48.726	279,8	9:10'24.120
6	35.509	15.722	31.536	25.059	1'47.826	282,7	9:12'11.946
7	35.239	15.503	31.476	24.874	1'47.092	283,5	9:13'59.038
8	35.197	15.605	31.271	24.880	1'46.953	282,7	9:15'45.991
9	35.015	15.609	31.145	24.722	1'46.491	282,7	9:17'32.482
10	35.093	15.447	31.116	24.528	1'46.184	282,7	9:19'18.666
11	34.873	15.333	31.017	24.634	1'45.857	282,0	9:21'04.523
12	34.956	15.399	30.992	24.627	1'45.974	281,3	9:22'50.497
13	34.936	15.473	31.027	33.704	1'55.140P	279,8	9:24'45.637
14	2'15.160	15.452	30.701	24.456	3'25.769P	283,5	9:28'11.406
15	34.748	15.449	30.949	24.631	1'45.777	282,7	9:29'57.183
16	34.711	15.307	31.044	24.297	1'45.359	282,0	9:31'42.542

6° 76 L. BAZ [1'46.080]							
Lap	Seg1	Seg2	Seg3	Seg4	Lap Time	km/h	Local Time
1		17.464	34.149	26.898		264,7	9:04'37.191
2	36.952	16.305	32.423	26.028	1'51.708	279,1	9:06'28.899
3	35.954	15.857	31.589	25.109	1'48.509	282,0	9:08'17.408
4	35.313	15.950	31.461	25.244	1'47.968	280,5	9:10'05.376
5	35.428	15.923	31.422	25.247	1'48.020	282,7	9:11'53.396
6	34.995	15.724	31.073	24.914	1'46.706	284,2	9:13'40.102
7	38.375	16.098	32.507	34.493	2'01.473P	276,2	9:15'41.575
8	11'35.846	16.027	31.122	24.836	12'47.831P	276,2	9:28'29.406
9	34.699	15.789	30.992	24.600	1'46.080	283,5	9:30'15.486

3° 54 T. RAZGATLIOGLU [1'45.647]							
Lap	Seg1	Seg2	Seg3	Seg4	Lap Time	km/h	Local Time
1		17.752	33.161	35.997		249,4	9:09'35.622
2	6'53.209	16.578	31.750	25.919	8'07.456P	276,9	9:17'43.078
3	36.176	15.930	31.282	25.571	1'48.959	279,1	9:19'32.037
4	35.272	15.880	31.122	24.649	1'46.923	278,4	9:21'18.960
5	35.110	15.654	30.875	24.558	1'46.197	278,4	9:23'05.157
6	34.910	15.569	30.867	24.301	1'45.647	279,1	9:24'50.804
7	35.199	15.993	31.214	34.287	1'56.693P	276,9	9:26'47.497
8	2'44.239	15.665	30.600	24.247	3'54.751P	280,5	9:30'42.248

7° 97 X. VIERGE [1'46.241]							
Lap	Seg1	Seg2	Seg3	Seg4	Lap Time	km/h	Local Time
1		17.102	33.810	26.935		270,7	9:07'13.402
2	36.531	16.220	32.518	25.816	1'51.085	281,3	9:09'04.487
3	36.490	16.183	32.060	25.360	1'50.093	280,5	9:10'54.580
4	35.387	15.889	31.950	25.468	1'48.694	283,5	9:12'43.274
5	35.341	15.912	31.646	25.177	1'48.076	282,0	9:14'31.350
6	35.175	15.775	31.442	25.329	1'47.721	283,5	9:16'19.071
7	35.051	15.787	31.383	24.941	1'47.162	283,5	9:18'06.233
8	34.939	15.778	31.424	24.788	1'46.929	283,5	9:19'53.162
9	34.997	15.634	31.271	25.182	1'47.084	283,5	9:21'40.246
10	35.209	16.593	32.470	25.356	1'49.628	259,6	9:23'29.874
11	35.152	15.657	31.293	24.731	1'46.833	282,7	9:25'16.707
12	35.146	15.569	31.269	24.758	1'46.742	285,0	9:27'03.449
13	35.320	17.354	33.385	26.175	1'52.234	234,8	9:28'55.683
14	34.948	15.559	31.048	24.686	1'46.241	284,2	9:30'41.924

4° 47 A. BASSANI [1'45.743]							
Lap	Seg1	Seg2	Seg3	Seg4	Lap Time	km/h	Local Time
1		16.356	32.692	25.979		275,5	9:04'21.490
2	36.952	15.920	31.575	25.266	1'49.713	279,1	9:06'11.203
3	35.488	15.878	31.320	24.963	1'47.649	279,8	9:07'58.852
4	34.934	15.844	31.255	24.865	1'46.898	278,4	9:09'45.750
5	35.028	16.210	32.331	33.953	1'57.522P	275,5	9:11'43.272
6	13'00.471	15.853	31.073	24.733	14'12.130P	276,9	9:25'55.402
7	35.044	15.912	31.052	24.813	1'46.821	282,7	9:27'42.223
8	34.851	15.741	30.955	24.709	1'46.256	279,1	9:29'28.479
9	34.785	15.613	30.861	24.484	1'45.743	279,1	9:31'14.222

8° 21 M. RINALDI [1'46.288]							
Lap	Seg1	Seg2	Seg3	Seg4	Lap Time	km/h	Local Time
1		17.956	36.265	35.430		246,6	9:02'34.591
2	2'50.233	17.245	34.109	26.433	4'08.020P	266,7	9:06'42.611
3	36.481	16.915	32.741	26.147	1'52.284	267,3	9:08'34.895
4	35.844	16.737	32.196	25.746	1'50.523	264,7	9:10'25.418
5	35.622	16.279	31.730	25.583	1'49.214	271,4	9:12'14.632
6	35.688	16.255	31.506	25.201	1'48.650	276,2	9:14'03.282
7	35.236	15.964	31.368	25.120	1'47.688	279,8	9:15'50.970
8	35.325	15.998	31.344	25.104	1'47.771	277,6	9:17'38.741
9	37.625	17.268	34.651	34.476	2'04.020P	267,3	9:19'42.761
10	4'30.868	16.584	31.538	25.899	5'44.889P	271,4	9:25'27.650
11	35.035	15.856	30.951	25.050	1'46.892	279,8	9:27'14.542
12	35.088	15.823	30.959	24.896	1'46.766	279,8	9:29'01.308
13	34.865	15.708	30.902	24.813	1'46.288	280,5	9:30'47.596

5° 55 A. LOCATELLI [1'45.801]							
Lap	Seg1	Seg2	Seg3	Seg4	Lap Time	km/h	Local Time
1		16.756	32.524	25.799		276,2	9:16'40.984
2	36.553	16.155	31.766	25.378	1'49.852	277,6	9:18'30.836
3	35.699	15.765	31.387	25.074	1'47.925	279,1	9:20'18.761
4	35.412	15.606	31.036	24.710	1'46.764	279,1	9:22'05.525

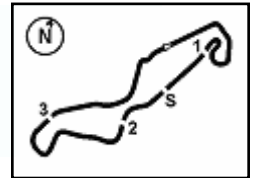
9° 28 B. RAY [1'46.503]							
Lap	Seg1	Seg2	Seg3	Seg4	Lap Time	km/h	Local Time
1		18.214	36.136	28.601		262,8	9:02'25.094
2	39.145	17.455	34.234	26.925	1'57.759	268,0	9:04'22.853
3	37.327	16.548	32.709	26.279	1'52.863	272,7	9:06'15.716
4	36.846	16.524	32.254	26.161	1'51.785	270,0	9:08'07.501
5	36.655	16.344	32.376	26.199	1'51.574	273,4	9:09'59.075
6	38.509	16.960	34.752	25.917	1'56.138	254,1	9:11'55.213
7	36.405	16.059	31.949	25.738	1'50.151	272,0	9:13'45.364
8	38.366	16.322	32.050	25.668	1'52.406	272,0	9:15'37.770
9	36.040	16.067	31.815	25.393	1'49.315	273,4	9:17'27.085

22/04/2023

P = Pits In/Out - C = Lap Time Cancelled

These data/results cannot be reproduced, stored and/or transmitted in whole or in part by any manner of electronic, mechanical, photocopying, recording, broadcasting or otherwise now known or herein after developed without the previous express consent by the copyright owner, except for reproduction in daily press and regular printed publications on sale to the public within 60 days of the event related to those data/results and always provided that copyright symbol appears together as follows below.

© DORNA WSBK ORGANIZATION Srl 2023



TT Circuit Assen 4.542 m

Pirelli Dutch Round, 21-23 April 2023

Chronological Analysis Free Practice 3rd Session

2 / 3

10	36.550	16.266	32.126	36.580	2'01.522P	270,7	9:19'28.607	2	37.342	16.528	32.634	26.056	1'52.560	276,2	9:17'58.142
11	7'27.102	16.335	32.013	25.600	8'41.050P	272,0	9:28'09.657	3	36.828	16.220	32.053	25.476	1'50.577	273,4	9:19'48.719
12	35.666	15.864	31.123	25.078	1'47.731	273,4	9:29'57.388	4	36.765	16.075	31.873	25.317	1'50.030	274,1	9:21'38.749
13	35.099	15.540	30.988	24.876	1'46.503	277,6	9:31'43.891	5	39.764	16.293	32.213	25.530	1'53.800	269,3	9:23'32.549

10° 77 D. AEGERTER [1'46.620]

Lap	Seg1	Seg2	Seg3	Seg4	Lap Time	km/h	Local Time
1		17.546	34.615	27.613	268,0	9:07'16.703	
2	38.146	16.721	33.258	26.772	1'54.897	273,4	9:09'11.600
3	37.037	16.390	32.880	26.116	1'52.423	276,9	9:11'04.023
4	36.642	16.286	32.090	25.848	1'50.866	276,9	9:12'54.889
5	36.437	16.171	32.002	25.683	1'50.293	277,6	9:14'45.182
6	36.630	16.167	31.988	25.803	1'50.588	275,5	9:16'35.770
7	36.130	16.157	31.518	25.623	1'49.428	273,4	9:18'25.198
8	36.132	16.060	31.609	25.359	1'49.160	278,4	9:20'14.358
9	35.942	15.998	31.491	25.275	1'48.706	276,9	9:22'03.064
10	35.862	15.910	31.212	25.185	1'48.169	276,2	9:23'51.233
11	37.519	16.678	32.381	25.610	1'52.188	263,4	9:25'43.421
12	35.658	15.812	31.156	25.255	1'47.881	280,5	9:27'31.302
13	35.756	16.020	31.084	25.068	1'47.928	277,6	9:29'19.230
14	35.248	15.670	30.832	24.870	1'46.620	280,5	9:31'05.850

15° 52 O. KONIG [1'47.581]

Lap	Seg1	Seg2	Seg3	Seg4	Lap Time	km/h	Local Time
1		17.620	34.891	28.005	262,1	9:02'37.319	
2	38.337	16.767	33.528	26.677	1'55.309	268,7	9:04'32.628
3	37.011	16.785	32.343	25.834	1'51.973	270,7	9:06'24.601
4	35.930	16.326	31.966	25.806	1'50.028	274,1	9:08'14.629
5	36.435	16.326	32.142	27.088	1'51.991	273,4	9:10'06.620
6	35.732	16.153	31.886	25.392	1'49.163	275,5	9:11'55.783
7	36.273	16.384	32.690	34.151	1'59.498P	272,0	9:13'55.281
8	10'29.602	16.192	33.971	25.171	1'44.936P	276,2	9:25'40.217
9	35.363	15.962	31.561	25.606	1'48.492	271,4	9:27'28.709
10	35.321	15.923	31.432	24.905	1'47.581	273,4	9:29'16.290
11	35.247	15.917	31.546	24.981	1'47.691	274,8	9:31'03.981

11° 9 D. PETRUCCI [1'47.132]

Lap	Seg1	Seg2	Seg3	Seg4	Lap Time	km/h	Local Time
1		17.664	34.188	26.782	270,0	9:02'01.486	
2	36.787	16.704	31.977	25.706	1'51.174	274,1	9:03'52.660
3	35.466	16.110	31.296	25.223	1'48.095	278,4	9:05'40.755
4	35.208	15.909	31.105	24.910	1'47.132	282,0	9:07'27.887
5	39.202	19.610	34.000	37.618	2'10.430P	204,2	9:09'38.317
6	20'12.513	17.678	34.461	27.310	2'13.962P	229,3	9:31'10.279

16° 5 P. DETTL [1'47.962]

Lap	Seg1	Seg2	Seg3	Seg4	Lap Time	km/h	Local Time
1		17.643	33.747	29.703	261,5	9:02'33.341	
2	38.025	16.816	32.938	26.387	1'54.166	267,3	9:04'27.507
3	36.568	16.433	31.976	25.979	1'50.956	268,0	9:06'18.463
4	36.679	16.650	32.668	25.764	1'51.761	266,0	9:08'10.224
5	46.598	16.772	32.034	33.994	2'09.398P	261,5	9:10'19.622
6	9'34.498	16.853	31.952	25.967	10'49.270P	269,3	9:21'08.892
7	35.948	16.224	31.722	25.655	1'49.549	274,8	9:22'58.441
8	35.555	16.147	31.442	25.523	1'48.667	274,8	9:24'47.108
9	40.713	16.046	31.314	25.169	1'53.242	277,6	9:26'40.350
10	35.591	15.972	31.191	25.208	1'47.962	273,4	9:28'28.312
11	35.308	16.104	31.481	25.131	1'48.024	273,4	9:30'16.336

12° 16 G. RUIU [1'47.407]

Lap	Seg1	Seg2	Seg3	Seg4	Lap Time	km/h	Local Time
1		19.086	35.304	28.091	227,8	9:02'08.622	
2	38.062	17.152	33.137	26.799	1'55.150	252,3	9:04'03.772
3	36.838	16.680	32.545	26.424	1'52.487	266,0	9:05'56.259
4	36.492	16.532	32.298	26.043	1'51.365	267,3	9:07'47.624
5	36.545	16.330	32.211	25.542	1'50.628	265,4	9:09'38.252
6	36.035	16.085	32.175	25.552	1'49.847	269,3	9:11'28.099
7	40.902	17.458	33.859	36.145	2'08.364P	252,3	9:13'36.463
8	4'56.393	16.793	34.681	25.511	6'13.378P	259,6	9:19'49.841
9	35.858	15.986	31.905	25.213	1'48.962	272,0	9:21'38.803
10	35.624	16.058	31.673	25.185	1'48.540	266,0	9:23'27.343
11	35.534	15.789	31.520	25.048	1'47.891	269,3	9:25'15.234
12	35.392	15.750	31.360	24.905	1'47.407	267,3	9:27'02.641
13	36.379	16.435	32.466	25.825	1'51.105	255,9	9:28'53.746
14	35.540	16.217	33.411	25.050	1'50.218	266,7	9:30'43.964

17° 34 L. BALDASSARRI [1'48.324]

Lap	Seg1	Seg2	Seg3	Seg4	Lap Time	km/h	Local Time
1		19.230	35.519	28.268	238,9	9:06'08.594	
2	37.992	17.084	33.625	26.835	1'55.536	252,3	9:08'04.130
3	37.300	16.777	32.981	35.829	2'02.887P	265,4	9:10'07.017
4	7'07.770	17.208	32.905	26.553	8'24.436P	250,6	9:18'31.453
5	36.605	16.610	32.593	25.886	1'51.694	268,0	9:20'23.147
6	36.430	16.841	32.438	26.207	1'51.916	261,5	9:22'15.063
7	36.128	16.419	32.001	25.651	1'50.199	268,7	9:24'05.262
8	36.013	16.220	31.672	25.385	1'49.290	269,3	9:25'54.552
9	35.672	16.272	31.606	25.345	1'48.895	272,7	9:27'43.447
10	35.519	16.025	31.539	25.431	1'48.514	272,0	9:29'31.961
11	35.608	16.116	31.376	25.224	1'48.324	270,7	9:31'20.285

18° 32 I. VINALES [1'48.432]

Lap	Seg1	Seg2	Seg3	Seg4	Lap Time	km/h	Local Time
1		19.909	36.995	38.530	212,6	9:19'22.804	
2	4'46.664	17.578	33.523	27.419	6'05.184P	261,5	9:25'27.988
3	36.323	17.089	32.583	26.379	1'52.374	264,1	9:27'20.362
4	35.893	16.518	31.220	25.508	1'49.139	268,0	9:29'09.501
5	35.211	16.335	31.652	25.234	1'48.432	266,7	9:30'57.933

14° 35 H. SYAHRIN [1'47.536]

Lap	Seg1	Seg2	Seg3	Seg4	Lap Time	km/h	Local Time
1		17.252	33.710	26.659	263,4	9:16'05.582	

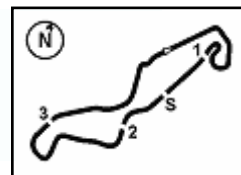
19° 60 M. VAN DER MARK [1'49.169]

Lap	Seg1	Seg2	Seg3	Seg4	Lap Time	km/h	Local Time
1		17.466	34.961	35.988	255,9	9:02'31.418	

22/04/2023 P = Pits In/Out - C = Lap Time Cancelled

These data/results cannot be reproduced, stored and/or transmitted in whole or in part by any manner of electronic, mechanical, photocopying, recording, broadcasting or otherwise now known or herein after developed without the previous express consent by the copyright owner, except for reproduction in daily press and regular printed publications on sale to the public within 60 days of the event related to those data/results and always provided that copyright symbol appears together as follows below.

© DORNA WSBK ORGANIZATION Srl 2023



Pirelli Dutch Round, 21-23 April 2023

Chronological Analysis Free Practice 3rd Session

2	3'05.144	16.297	32.381	26.296	4'20.118P	271,4	9:06'51.536
3	36.939	16.289	32.291	25.974	1'51.493	275,5	9:08'43.029
4	36.404	16.138	32.623	26.196	1'51.361	274,1	9:10'34.390
5	37.679	16.309	32.901	35.110	2'01.999P	274,8	9:12'36.389
6	10'32.534	16.025	31.985	25.614	11'46.158P	279,1	9:24'22.547
7	36.137	15.966	31.641	25.425	1'49.169	275,5	9:26'11.716
8	35.989	15.926	31.720	34.406	1'58.041P	278,4	9:28'09.757

20° 22 A. LOWES [1'49.665]

Lap	Seg.1	Seg.2	Seg.3	Seg.4	Lap Time	km/h	Local Time
1		16.562	32.214	26.015		277,6	9:15'35.834
2	35.957	16.335	31.944	25.429	1'49.665	280,5	9:17'25.499
3	39.012	16.314	31.596	36.623	2'03.545P	270,0	9:19'29.044

21° 66 T. SYKES [1'49.894]

Lap	Seg.1	Seg.2	Seg.3	Seg.4	Lap Time	km/h	Local Time
1		17.451	35.474	29.721		257,1	9:10'57.237
2	37.399	16.920	32.911	26.784	1'54.014	260,9	9:12'51.251
3	36.141	16.178	32.334	26.012	1'50.665	268,7	9:14'41.916
4	41.224	17.342	36.040	34.511	2'09.117P	255,9	9:16'51.033
5	11'39.439	17.714	35.994	26.243	12'59.390P	240,5	9:29'50.423
6	35.982	16.127	31.903	25.882	1'49.894	272,0	9:31'40.317

22/04/2023

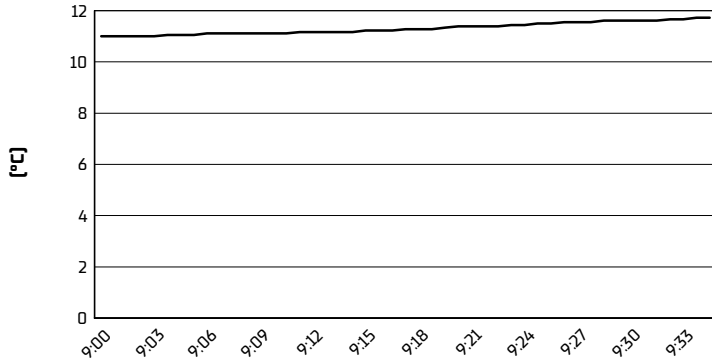
P = Pits In/Out - C = Lap Time Cancelled

These data/results cannot be reproduced, stored and/or transmitted in whole or in part by any manner of electronic, mechanical, photocopying, recording, broadcasting or otherwise now known or herein after developed without the previous express consent by the copyright owner, except for reproduction in daily press and regular printed publications on sale to the public within 60 days of the event related to those data/results and always provided that copyright symbol appears together as follows below.

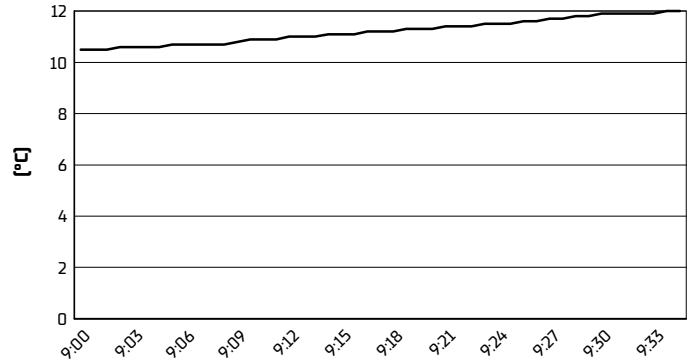
© DORNA WSBK ORGANIZATION Srl 2023

Pirelli Dutch Round, 21-23 April 2023
Weather Report Free Practice 3rd Session
Session started 09:00 - Session ended 9:36

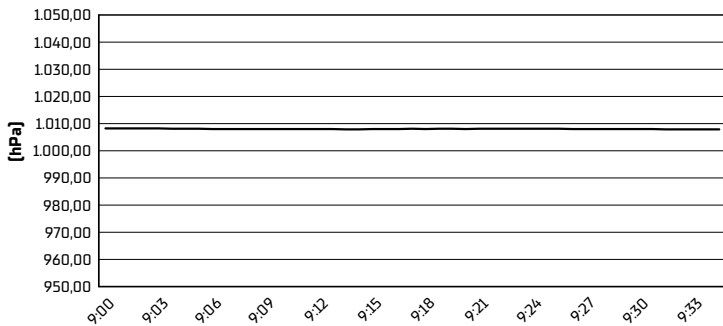
Air Temperature



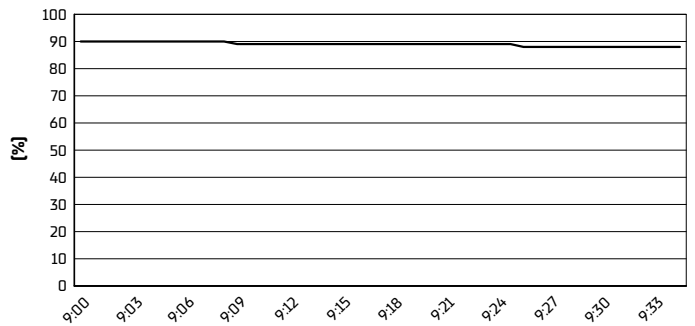
Track Temperature



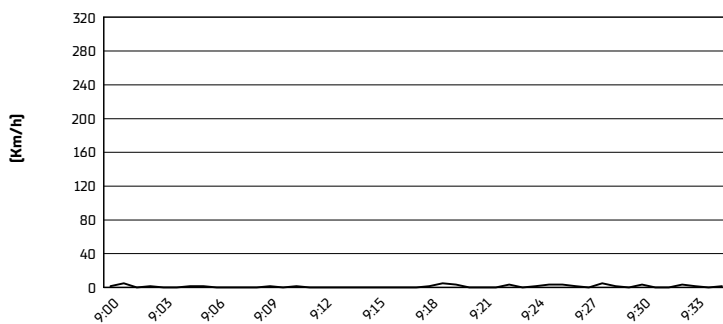
Air Pressure



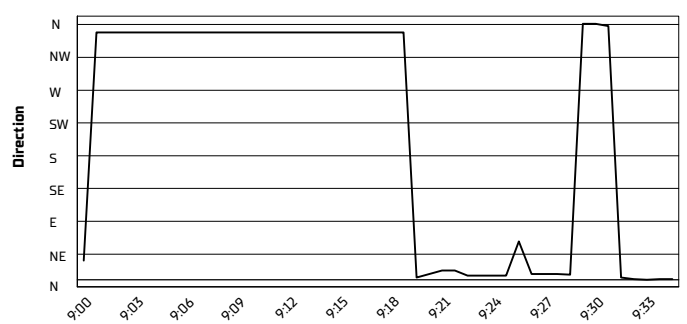
Humidity



Wind Speed



Wind Direction



22/04/2023

These data/results cannot be reproduced, stored and/or transmitted in whole or in part by any manner of electronic, mechanical, photocopying, recording, broadcasting or otherwise now known or herein after developed without the previous express consent by the copyright owner, except for reproduction in daily press and regular printed publications on sale to the public within 60 days of the event related to those data/results and always provided that copyright symbol appears together as follows below.

© DORNA WSBK ORGANIZATION Srl 2023