

## Pirelli Dutch Round, 21-23 April 2023

### Results Warm Up

1 / 2

No.	Rider	Nat	Team	Bike	Class	Time	Gap	Rel.	Laps	Speed	
										Avg	Max
1	<b>65 J. REA</b>	GBR	Kawasaki Racing Team WorldSBK	Kawasaki ZX-10RR		<b>1'34.747</b>			8	172,577	<b>285,0</b>
2	<b>1 A. BAUTISTA</b>	ESP	Aruba.it Racing - Ducati	Ducati Panigale V4R		<b>1'34.839</b>	0.092	0.092	8	172,410	<b>292,7</b>
3	<b>54 T. RAZGATLIOGLU</b>	TUR	Pata Yamaha Prometeon WorldSBK	Yamaha YZF R1		<b>1'35.022</b>	0.275	0.183	7	172,078	<b>283,5</b>
4	<b>60 M. VAN DER MARK</b>	NED	ROKIT BMW Motorrad WorldSBK Team	BMW M1000 RR		<b>1'35.120</b>	0.373	0.098	9	171,901	<b>288,0</b>
5	<b>55 A. LOCATELLI</b>	ITA	Pata Yamaha Prometeon WorldSBK	Yamaha YZF R1		<b>1'35.159</b>	0.412	0.039	6	171,830	<b>285,7</b>
6	<b>7 I. LECUONA</b>	ESP	Team HRC	Honda CBR1000 RR-R		<b>1'35.179</b>	0.432	0.020	8	171,794	<b>289,5</b>
7	<b>77 D. AEGERTER</b>	SUI	GYTR GRT Yamaha WorldSBK Team	Yamaha YZF R1	IND	<b>1'35.196</b>	0.449	0.017	7	171,764	<b>282,7</b>
8	<b>45 S. REDDING</b>	GBR	ROKIT BMW Motorrad WorldSBK Team	BMW M1000 RR		<b>1'35.270</b>	0.523	0.074	8	171,630	<b>288,8</b>
9	<b>5 P. OETTL</b>	GER	Team GoEleven	Ducati Panigale V4R	IND	<b>1'35.341</b>	0.594	0.071	8	171,502	<b>287,2</b>
10	<b>22 A. LOWES</b>	GBR	Kawasaki Racing Team WorldSBK	Kawasaki ZX-10RR		<b>1'35.429</b>	0.682	0.088	5	171,344	<b>288,8</b>
11	<b>9 D. PETRUCCI</b>	ITA	Barni Spark Racing Team	Ducati Panigale V4R	IND	<b>1'35.577</b>	0.830	0.148	7	171,079	<b>287,2</b>
12	<b>47 A. BASSANI</b>	ITA	Motocorsa Racing	Ducati Panigale V4R	IND	<b>1'35.604</b>	0.857	0.027	8	171,031	<b>288,8</b>
13	<b>87 R. GARDNER</b>	AUS	GYTR GRT Yamaha WorldSBK Team	Yamaha YZF R1	IND	<b>1'35.608</b>	0.861	0.004	8	171,023	<b>284,2</b>
14	<b>21 M. RINALDI</b>	ITA	Aruba.it Racing - Ducati	Ducati Panigale V4R		<b>1'35.790</b>	1.043	0.182	8	170,698	<b>289,5</b>
15	<b>31 G. GERLOFF</b>	USA	Bonovo Action BMW	BMW M1000 RR	IND	<b>1'35.944</b>	1.197	0.154	8	170,424	<b>293,5</b>
16	<b>76 L. BAZ</b>	FRA	Bonovo Action BMW	BMW M1000 RR	IND	<b>1'36.091</b>	1.344	0.147	8	170,164	<b>285,7</b>
17	<b>97 X. VIERGE</b>	ESP	Team HRC	Honda CBR1000 RR-R		<b>1'36.175</b>	1.428	0.084	8	170,015	<b>288,8</b>
18	<b>35 H. SYHRIN</b>	MAS	PETRONAS MIE Racing HONDA Team	Honda CBR1000 RR-R	IND	<b>1'36.198</b>	1.451	0.023	6	169,974	<b>285,7</b>
19	<b>28 B. RAY</b>	GBR	Yamaha Motoxrcing WorldSBK Team	Yamaha YZF R1	IND	<b>1'36.642</b>	1.895	0.444	6	169,194	<b>280,5</b>
20	<b>66 T. SYKES</b>	GBR	Kawasaki Puccetti Racing	Kawasaki ZX-10RR	IND	<b>1'37.083</b>	2.336	0.441	7	168,425	<b>280,5</b>
21	<b>51 E. GRANADO</b>	BRA	PETRONAS MIE Racing HONDA Team	Honda CBR1000 RR-R	IND	<b>1'37.428</b>	2.681	0.345	8	167,829	<b>279,1</b>
22	<b>34 L. BALDASSARRI</b>	ITA	GMT94 Yamaha	Yamaha YZF R1	IND	<b>1'37.439</b>	2.692	0.011	7	167,810	<b>278,4</b>
23	<b>52 O. KONIG</b>	CZE	Orelac Racing MOVISIO	Kawasaki ZX-10RR	IND	<b>1'37.587</b>	2.840	0.148	8	167,555	<b>279,8</b>
24	<b>32 I. VINALES</b>	ESP	TPR by Vinales Racing	Kawasaki ZX-10RR	IND	<b>1'38.031</b>	3.284	0.444	8	166,796	<b>274,8</b>
----- Out 105% in this Session -----											
25	<b>16 G. RUIU</b>	ITA	Bmax Racing	BMW M1000 RR	IND				0		

Qualifying Lap Time (105% of 1'34.747): **1'39.485**

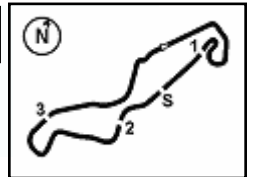
AIR	Humidity:	91%	Temp:	10°C
TRACK	Condition:	Dry	Temp:	12°C

Records	Pole	(SP)	2022	T.Razgatioglu	1'32.934	175,940	Km/h
	Race	(SPRC)	2022	A.Bautista	1'33.620	174,650	Km/h
	All Times	(SP)	2022	T.Razgatioglu	1'32.934	175,940	Km/h

Start 09:00 End 09:19 The results are provisional until the end of the time limit for protests and appeals and the completion of the technical checks.

These data/results cannot be reproduced, stored and/or transmitted in whole or in part by any manner of electronic, mechanical, photocopying, recording, broadcasting or otherwise now known or herein after developed without the previous express consent by the copyright owner, except for reproduction in daily press and regular printed publications on sale to the public within 60 days of the event related to those data/results and always provided that copyright symbol appears together as follows below.

© DORNA WSBK ORGANIZATION Srl 2023



## Pirelli Dutch Round, 21-23 April 2023

### Results Warm Up

#### Session Highlights

Local Time	No. Rider	Description
08.41.12		Wet Patches in Sector 1 & 2
08.58.02		Wet Patches in Sector 1 & 2 & 3
09.00.00		Start
09.00.11		WorldSBK Pit Intervention Time: 1min 1secs
09.12.53	<b>52 O. KONIG</b>	Lap Cancelled [1'46.495] - Exceeded Track Limits - Turn 18
09.16.23	<b>52 O. KONIG</b>	Lap Cancelled [1'37.327] - Exceeded Track Limits on Previous Lap - Turn 18
09.19.22		End Of Session

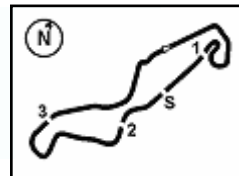
#### Fastest Laps Sequence

No.	Rider	Nat	Team	Bike	Local Time	Time	Gap	Avg
<b>7</b>	<b>I. LECUONA</b>	ESP	Team HRC	Honda CBR1000 RR-R	09:03'29.074	<b>1'38.246</b>		166,431
<b>65</b>	<b>J. REA</b>	GBR	Kawasaki Racing Team WorldSBK	Kawasaki ZX-10RR	09:03'31.412	<b>1'37.217</b>	-1.029	168,193
<b>7</b>	<b>I. LECUONA</b>	ESP	Team HRC	Honda CBR1000 RR-R	09:05'05.879	<b>1'36.805</b>	-0.412	168,909
<b>65</b>	<b>J. REA</b>	GBR	Kawasaki Racing Team WorldSBK	Kawasaki ZX-10RR	09:05'07.010	<b>1'35.598</b>	-1.207	171,041
<b>65</b>	<b>J. REA</b>	GBR	Kawasaki Racing Team WorldSBK	Kawasaki ZX-10RR	09:06'42.077	<b>1'35.067</b>	-0.531	171,997
<b>54</b>	<b>T. RAZGATLIOGLU</b>	TUR	Pata Yamaha Prometeon WorldSBK	Yamaha YZF R1	09:09'55.531	<b>1'35.022</b>	-0.045	172,078
<b>65</b>	<b>J. REA</b>	GBR	Kawasaki Racing Team WorldSBK	Kawasaki ZX-10RR	09:12'21.604	<b>1'34.963</b>	-0.059	172,185
<b>1</b>	<b>A. BAUTISTA</b>	ESP	Aruba.it Racing - Ducati	Ducati Panigale V4R	09:12'31.133	<b>1'34.910</b>	-0.053	172,281
<b>65</b>	<b>J. REA</b>	GBR	Kawasaki Racing Team WorldSBK	Kawasaki ZX-10RR	09:13'56.351	<b>1'34.747</b>	-0.163	172,577

23/04/2023 Start 09:00 End 09:19 The results are provisional until the end of the time limit for protests and appeals and the completion of the technical checks.

These data/results cannot be reproduced, stored and/or transmitted in whole or in part by any manner of electronic, mechanical, photocopying, recording, broadcasting or otherwise now known or herein after developed without the previous express consent by the copyright owner, except for reproduction in daily press and regular printed publications on sale to the public within 60 days of the event related to those data/results and always provided that copyright symbol appears together as follows below.

© DORNA WSBK ORGANIZATION Srl 2023



TT Circuit Assen 4.542 m

## Pirelli Dutch Round, 21-23 April 2023

Starting Grid - Tissot Superpole Race (10 Laps x 4,542 km = 45,420 km)

1	1	<b>BAUTISTA A.</b> Ducati 1'33.542	2	<b>65 REA J.</b> Kawasaki 1'33.569	3	<b>54 RAZGATLIOGLU T.</b> Yamaha 1'33.661
2	4	<b>22 LOWES A.</b> Kawasaki 1'33.741	5	<b>45 REDDING S.</b> BMW 1'33.754	6	<b>55 LOCATELLI A.</b> Yamaha 1'33.799
3	7	<b>77 AEGERTER D.</b> Yamaha 1'33.956	8	<b>47 BASSANI A.</b> Ducati 1'33.985	9	<b>9 PETRUCCI D.</b> Ducati 1'34.139
4	10	<b>7 LECUONA I.</b> Honda 1'34.199	11	<b>87 GARDNER R.</b> Yamaha 1'34.203	12	<b>97 VIERGE X.</b> Honda 1'34.260
5	13	<b>76 BAZ L.</b> BMW 1'34.310	14	<b>5 DETTL P.</b> Ducati 1'34.391	15	<b>60 VAN DER MARK M.</b> BMW 1'34.402
6	16	<b>21 RINALDI M.</b> Ducati 1'34.488	17	<b>31 GERLOFF G.</b> BMW 1'34.690	18	<b>28 RAY B.</b> Yamaha 1'34.795
7	19	<b>34 BALDASSARRI L.</b> Yamaha 1'34.919	20	<b>66 SYKES T.</b> Kawasaki 1'35.152	21	<b>51 GRANADO E.</b> Honda 1'35.598
8	22	<b>32 VINALES I.</b> Kawasaki 1'35.977	23	<b>16 RUIJ G.</b> BMW 1'36.043	24	<b>35 SYAHRIN H.</b> Honda 1'36.078
9	25	<b>52 KONIG D.</b> Kawasaki 1'36.480				

23/04/2023 The Race Director .....

These data/results cannot be reproduced, stored and/or transmitted in whole or in part by any manner of electronic, mechanical, photocopying, recording, broadcasting or otherwise now known or herein after developed without the previous express consent by the copyright owner, except for reproduction in daily press and regular printed publications on sale to the public within 60 days of the event related to those data/results and always provided that copyright symbol appears together as follows below. © DORNA WSBK ORGANIZATION Srl 2023

FICR PERUGIA TIMING



## Pirelli Dutch Round, 21-23 April 2023

### Best Sectors & Speed Warm Up

#### BEST LAP

1	65	J. REA	Kawasaki ZX-10RR	1'34.747
2	1	A. BAUTISTA	Ducati Panigale V4R	1'34.839
3	54	T. RAZGATLIOGLU	Yamaha YZF R1	1'35.022
4	60	M. VAN DER MARK	BMW M1000 RR	1'35.120
5	55	A. LOCATELLI	Yamaha YZF R1	1'35.159
6	7	I. LECUONA	Honda CBR1000 RR-R	1'35.179
7	77	D. AEGERTER	Yamaha YZF R1	1'35.196
8	45	S. REDDING	BMW M1000 RR	1'35.270
9	5	P. OETTL	Ducati Panigale V4R	1'35.341
10	22	A. LOWES	Kawasaki ZX-10RR	1'35.429
11	9	D. PETRUCCI	Ducati Panigale V4R	1'35.577
12	47	A. BASSANI	Ducati Panigale V4R	1'35.604
13	87	R. GARDNER	Yamaha YZF R1	1'35.608
14	21	M. RINALDI	Ducati Panigale V4R	1'35.790
15	31	G. GERLOFF	BMW M1000 RR	1'35.944
16	76	L. BAZ	BMW M1000 RR	1'36.091
17	97	X. VIERGE	Honda CBR1000 RR-R	1'36.175
18	35	H. SYHRIN	Honda CBR1000 RR-R	1'36.198
19	28	B. RAY	Yamaha YZF R1	1'36.642
20	66	T. SYKES	Kawasaki ZX-10RR	1'37.083
21	51	E. GRANADO	Honda CBR1000 RR-R	1'37.428
22	34	L. BALDASSARRI	Yamaha YZF R1	1'37.439
23	52	D. KONIG	Kawasaki ZX-10RR	1'37.587
24	32	I. VINALES	Kawasaki ZX-10RR	1'38.031
25	16	G. RUIJ	BMW M1000 RR	

#### SPEED

1	31	G. GERLOFF	BMW M1000 RR	293,5
2	1	A. BAUTISTA	Ducati Panigale V4R	292,7
3	21	M. RINALDI	Ducati Panigale V4R	289,5
4	7	I. LECUONA	Honda CBR1000 RR-R	289,5
5	97	X. VIERGE	Honda CBR1000 RR-R	288,8
6	45	S. REDDING	BMW M1000 RR	288,8
7	22	A. LOWES	Kawasaki ZX-10RR	288,8
8	47	A. BASSANI	Ducati Panigale V4R	288,8
9	60	M. VAN DER MARK	BMW M1000 RR	288,0
10	9	D. PETRUCCI	Ducati Panigale V4R	287,2
11	5	P. OETTL	Ducati Panigale V4R	287,2
12	55	A. LOCATELLI	Yamaha YZF R1	285,7
13	35	H. SYHRIN	Honda CBR1000 RR-R	285,7
14	76	L. BAZ	BMW M1000 RR	285,7
15	65	J. REA	Kawasaki ZX-10RR	285,0
16	87	R. GARDNER	Yamaha YZF R1	284,2
17	54	T. RAZGATLIOGLU	Yamaha YZF R1	283,5
18	77	D. AEGERTER	Yamaha YZF R1	282,7
19	28	B. RAY	Yamaha YZF R1	280,5
20	66	T. SYKES	Kawasaki ZX-10RR	280,5
21	52	D. KONIG	Kawasaki ZX-10RR	279,8
22	51	E. GRANADO	Honda CBR1000 RR-R	279,1
23	34	L. BALDASSARRI	Yamaha YZF R1	278,4
24	32	I. VINALES	Kawasaki ZX-10RR	274,8

#### SEG. 1

#### SEG. 2

#### SEG. 3

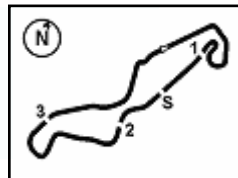
#### SEG. 4

1	54	T. RAZGATLIOGLU	31.008	1	1	A. BAUTISTA	14.100	1	1	A. BAUTISTA	27.449	1	65	J. REA	21.830
2	65	J. REA	31.079	2	65	J. REA	14.228	2	7	I. LECUONA	27.460	2	60	M. VAN DER MARK	21.864
3	1	A. BAUTISTA	31.111	3	60	M. VAN DER MARK	14.284	3	65	J. REA	27.483	3	45	S. REDDING	21.898
4	5	P. OETTL	31.164	4	54	T. RAZGATLIOGLU	14.297	4	54	T. RAZGATLIOGLU	27.493	4	47	A. BASSANI	21.908
5	55	A. LOCATELLI	31.167	5	55	A. LOCATELLI	14.313	5	77	D. AEGERTER	27.537	5	55	A. LOCATELLI	21.924
6	77	D. AEGERTER	31.176	6	45	S. REDDING	14.326	6	22	A. LOWES	27.553	6	5	P. OETTL	21.943
7	87	R. GARDNER	31.248	7	77	D. AEGERTER	14.337	7	87	R. GARDNER	27.624	7	54	T. RAZGATLIOGLU	21.961
8	7	I. LECUONA	31.252	8	7	I. LECUONA	14.343	8	60	M. VAN DER MARK	27.679	8	9	D. PETRUCCI	21.963
9	45	S. REDDING	31.255	9	21	M. RINALDI	14.356	9	21	M. RINALDI	27.688	9	22	A. LOWES	21.982
10	60	M. VAN DER MARK	31.269	10	9	D. PETRUCCI	14.400	10	45	S. REDDING	27.694	10	1	A. BAUTISTA	22.019
11	47	A. BASSANI	31.279	11	76	L. BAZ	14.402	11	9	D. PETRUCCI	27.719	11	77	D. AEGERTER	22.097
12	22	A. LOWES	31.282	12	31	G. GERLOFF	14.422	12	55	A. LOCATELLI	27.731	12	35	H. SYHRIN	22.103
13	97	X. VIERGE	31.291	13	22	A. LOWES	14.428	13	5	P. OETTL	27.735	13	87	R. GARDNER	22.105
14	21	M. RINALDI	31.322	14	35	H. SYHRIN	14.435	14	47	A. BASSANI	27.797	14	7	I. LECUONA	22.124
15	31	G. GERLOFF	31.380	15	47	A. BASSANI	14.497	15	31	G. GERLOFF	27.835	15	76	L. BAZ	22.170
16	9	D. PETRUCCI	31.438	16	5	P. OETTL	14.499	16	76	L. BAZ	27.907	16	97	X. VIERGE	22.202
17	76	L. BAZ	31.480	17	87	R. GARDNER	14.505	17	97	X. VIERGE	27.938	17	31	G. GERLOFF	22.211
18	35	H. SYHRIN	31.584	18	97	X. VIERGE	14.587	18	28	B. RAY	27.947	18	21	M. RINALDI	22.228
19	28	B. RAY	31.605	19	66	T. SYKES	14.672	19	51	E. GRANADO	27.999	19	28	B. RAY	22.355
20	34	L. BALDASSARRI	31.805	20	34	L. BALDASSARRI	14.708	20	35	H. SYHRIN	28.046	20	66	T. SYKES	22.433
21	66	T. SYKES	31.849	21	28	B. RAY	14.735	21	66	T. SYKES	28.070	21	51	E. GRANADO	22.557
22	51	E. GRANADO	31.852	22	52	D. KONIG	14.804	22	52	D. KONIG	28.195	22	52	D. KONIG	22.618
23	52	D. KONIG	31.863	23	51	E. GRANADO	14.829	23	32	I. VINALES	28.225	23	34	L. BALDASSARRI	22.622
24	32	I. VINALES	31.921	24	32	I. VINALES	14.953	24	34	L. BALDASSARRI	28.304	24	32	I. VINALES	22.872

23/04/2023

These data/results cannot be reproduced, stored and/or transmitted in whole or in part by any manner of electronic, mechanical, photocopying, recording, broadcasting or otherwise now known or herein after developed without the previous express consent by the copyright owner, except for reproduction in daily press and regular printed publications on sale to the public within 60 days of the event related to those data/results and always provided that copyright symbol appears together as follows below.

© DORNA WSBK ORGANIZATION Srl 2023



## Pirelli Dutch Round, 21-23 April 2023

### Ideal Times Warm Up

TT Circuit Assen 4.542 m

No.	Rider	Nat	Bike	Seg. 1 Diff. 1	Seg. 2 Diff. 2	Seg. 3 Diff. 3	Seg. 4 Diff. 4	Ideal Time Best Lap	Pos.	Diff.
1	<b>65 J. REA</b>	GBR	Kawasaki ZX-10RR	31.079 +0.045	14.228	27.483 +0.082	21.830	<b>1'34.620</b> 1'34.747	1	0.127
2	<b>1 A. BAUTISTA</b>	ESP	Ducati Panigale V4R	31.111 +0.003	14.100	27.449 +0.157	22.019	<b>1'34.679</b> 1'34.839	2	0.160
3	<b>54 T. RAZGATLIOGLU</b>	TUR	Yamaha YZF R1	31.008 +0.071	14.297 +0.083	27.493 +0.109	21.961	<b>1'34.759</b> 1'35.022	3	0.263
4	<b>60 M. VAN DER MARK</b>	NED	BMW M1000 RR	31.269	14.284	27.679 +0.024	21.864	<b>1'35.096</b> 1'35.120	4	0.024
5	<b>55 A. LOCATELLI</b>	ITA	Yamaha YZF R1	31.167 +0.024	14.313	27.731	21.924	<b>1'35.135</b> 1'35.159	5	0.024
6	<b>77 D. AEGERTER</b>	SUI	Yamaha YZF R1	31.176	14.337	27.537 +0.049	22.097	<b>1'35.147</b> 1'35.196	7	0.049
7	<b>45 S. REDDING</b>	GBR	BMW M1000 RR	31.255 +0.042	14.326	27.694 +0.055	21.898	<b>1'35.173</b> 1'35.270	8	0.097
8	<b>7 I. LECUONA</b>	ESP	Honda CBR1000 RR-R	31.252	14.343	27.460	22.124	<b>1'35.179</b> 1'35.179	6	
9	<b>22 A. LOWES</b>	GBR	Kawasaki ZX-10RR	31.282 +0.039	14.428	27.553 +0.145	21.982	<b>1'35.245</b> 1'35.429	10	0.184
10	<b>5 P. OETTL</b>	GER	Ducati Panigale V4R	31.164	14.499	27.735	21.943	<b>1'35.341</b> 1'35.341	9	
11	<b>47 A. BASSANI</b>	ITA	Ducati Panigale V4R	31.279	14.497 +0.123	27.797	21.908	<b>1'35.481</b> 1'35.604	12	0.123
12	<b>87 R. GARDNER</b>	AUS	Yamaha YZF R1	31.248 +0.034	14.505	27.624 +0.041	22.105 +0.051	<b>1'35.482</b> 1'35.608	13	0.126
13	<b>9 D. PETRUCCI</b>	ITA	Ducati Panigale V4R	31.438	14.400	27.719 +0.057	21.963	<b>1'35.520</b> 1'35.577	11	0.057
14	<b>21 M. RINALDI</b>	ITA	Ducati Panigale V4R	31.322 +0.113	14.356	27.688 +0.083	22.228	<b>1'35.594</b> 1'35.790	14	0.196
15	<b>31 G. GERLOFF</b>	USA	BMW M1000 RR	31.380	14.422 +0.096	27.835	22.211	<b>1'35.848</b> 1'35.944	15	0.096
16	<b>76 L. BAZ</b>	FRA	BMW M1000 RR	31.480	14.402 +0.008	27.907 +0.124	22.170	<b>1'35.959</b> 1'36.091	16	0.132
17	<b>97 X. VIERGE</b>	ESP	Honda CBR1000 RR-R	31.291	14.587	27.938 +0.054	22.202 +0.103	<b>1'36.018</b> 1'36.175	17	0.157
18	<b>35 H. SYHRIN</b>	MAS	Honda CBR1000 RR-R	31.584	14.435	28.046 +0.030	22.103	<b>1'36.168</b> 1'36.198	18	0.030
19	<b>28 B. RAY</b>	GBR	Yamaha YZF R1	31.605	14.735	27.947	22.355	<b>1'36.642</b> 1'36.642	19	
20	<b>66 T. SYKES</b>	GBR	Kawasaki ZX-10RR	31.849 +0.023	14.672	28.070 +0.036	22.433	<b>1'37.024</b> 1'37.083	20	0.059
21	<b>51 E. GRANADO</b>	BRA	Honda CBR1000 RR-R	31.852 +0.097	14.829	27.999 +0.094	22.557	<b>1'37.237</b> 1'37.428	21	0.191
22	<b>34 L. BALDASSARRI</b>	ITA	Yamaha YZF R1	31.805	14.708	28.304	22.622	<b>1'37.439</b> 1'37.439	22	
23	<b>52 O. KONIG</b>	CZE	Kawasaki ZX-10RR	31.863 +0.010	14.804 +0.095	28.195 +0.002	22.618	<b>1'37.480</b> 1'37.587	23	0.107
24	<b>32 I. VINALES</b>	ESP	Kawasaki ZX-10RR	31.921	14.953	28.225	22.872 +0.060	<b>1'37.971</b> 1'38.031	24	0.060
	<b>16 G. RUIU</b>	ITA	BMW M1000 RR							
<b>Overall Ideal Time</b>				31.008	14.100	27.449	21.830	<b>1'34.387</b>		

23/04/2023

These data/results cannot be reproduced, stored and/or transmitted in whole or in part by any manner of electronic, mechanical, photocopying, recording, broadcasting or otherwise now known or herein after developed without the previous express consent by the copyright owner, except for reproduction in daily press and regular printed publications on sale to the public within 60 days of the event related to those data/results and always provided that copyright symbol appears together as follows below.

© DORNA WSBK ORGANIZATION Srl 2023

FIGR PERUGIA TIMING





## Pirelli Dutch Round, 21-23 April 2023

### Chronological Analysis Warm Up

2 / 3

12° 47 A. BASSANI [1'35.604]								17° 97 X. VIERGE [1'36.175]							
Lap	Seg1	Seg2	Seg3	Seg4	Lap Time	km/h	Local Time	Lap	Seg1	Seg2	Seg3	Seg4	Lap Time	km/h	Local Time
1		15.557	29.435	24.640		284,2	9:02'51.695	1		16.219	29.979	26.177		276,9	9:02'15.077
2	32.161	15.154	28.126	22.721	1'38.162	282,0	9:04'29.857	2	33.155	15.564	28.882	24.724	1'42.325	288,0	9:03'57.402
3	31.802	14.853	28.012	22.302	1'36.969	284,2	9:06'06.826	3	32.018	15.133	28.476	23.171	1'38.798	<b>288,8</b>	9:05'36.200
4	31.517	14.783	27.907	22.199	1'36.406	285,0	9:07'43.232	4	31.868	15.088	28.073	22.852	1'37.881	287,2	9:07'14.081
5	<b>31.279</b>	14.620	<b>27.797</b>	<b>21.908</b>	<b>1'35.604</b>	285,7	9:09'18.836	5	31.541	14.815	28.088	22.766	1'37.210	<b>288,8</b>	9:08'51.291
6	34.573	14.643	28.153	22.318	1'39.687	287,2	9:10'58.523	6	31.524	14.800	28.067	22.570	1'36.961	285,7	9:10'28.252
7	31.294	<b>14.497</b>	27.905	22.058	1'35.754	286,5	9:12'34.277	7	31.424	14.736	28.115	22.557	1'36.832	286,5	9:12'05.084
8	31.346	14.537	27.953	22.171	1'36.007	<b>288,8</b>	9:14'10.284	8	31.453	14.589	<b>27.938</b>	<b>22.202</b>	1'36.182	288,0	9:13'41.266
9	31.470	14.751	28.407	22.476	1'37.104	284,2	9:15'47.388	9	<b>31.291</b>	<b>14.587</b>	27.992	22.305	<b>1'36.175</b>	286,5	9:15'17.441

13° 87 R. GARDNER [1'35.608]								18° 35 H. SYAHRIN [1'36.198]							
Lap	Seg1	Seg2	Seg3	Seg4	Lap Time	km/h	Local Time	Lap	Seg1	Seg2	Seg3	Seg4	Lap Time	km/h	Local Time
1		16.629	30.085	26.061		272,0	9:02'14.246	1		15.671	29.645	23.746		276,9	9:05'46.762
2	33.269	15.593	29.031	24.206	1'42.099	279,8	9:03'56.345	2	32.707	15.026	28.632	22.751	1'39.116	281,3	9:07'25.878
3	38.632	15.464	28.497	23.554	1'46.147	277,6	9:05'42.492	3	32.025	14.789	28.300	22.566	1'37.680	281,3	9:09'03.558
4	31.615	14.991	28.035	22.921	1'37.562	<b>284,2</b>	9:07'20.054	4	31.872	14.683	28.198	22.541	1'37.294	279,1	9:10'40.852
5	31.552	14.993	30.572	23.323	1'40.440	282,7	9:09'00.494	5	31.716	14.579	<b>28.046</b>	22.287	1'36.628	282,7	9:12'17.480
6	31.343	14.640	27.667	22.583	1'36.233	282,0	9:10'36.727	6	<b>31.584</b>	<b>14.435</b>	28.076	<b>22.103</b>	<b>1'36.198</b>	<b>285,7</b>	9:13'53.678
7	<b>31.248</b>	14.734	27.814	22.361	1'36.157	280,5	9:12'12.884	7	39.586	15.742	32.793	23.465	1'51.586	272,0	9:15'45.264
8	31.261	14.635	<b>27.624</b>	<b>22.105</b>	1'35.625	282,7	9:13'48.509								
9	31.282	<b>14.505</b>	27.665	22.156	<b>1'35.608</b>	282,0	9:15'24.117								

14° 21 M. RINALDI [1'35.790]								19° 28 B. RAY [1'36.642]							
Lap	Seg1	Seg2	Seg3	Seg4	Lap Time	km/h	Local Time	Lap	Seg1	Seg2	Seg3	Seg4	Lap Time	km/h	Local Time
1		15.913	29.476	23.858		272,7	9:02'59.088	1		16.357	30.248	25.027		271,4	9:02'06.061
2	32.349	15.227	28.738	23.076	1'39.390	285,7	9:04'38.478	2	34.647	16.054	28.878	23.164	1'42.743	273,4	9:03'48.804
3	31.889	14.872	28.040	22.874	1'37.675	285,7	9:06'16.153	3	32.149	15.165	28.335	22.903	1'38.552	<b>280,5</b>	9:05'27.356
4	31.604	14.823	27.835	22.638	1'36.900	283,5	9:07'53.053	4	39.858	16.280	31.831	34.596	2'02.565P	270,0	9:07'29.921
5	31.549	14.792	27.703	22.467	1'36.511	286,5	9:09'29.564	5	4'06.042	15.235	28.549	22.705	5'12.531P	272,7	9:12'42.452
6	<b>31.322</b>	14.696	27.797	22.300	1'36.115	284,2	9:11'05.679	6	31.628	14.886	28.011	22.623	1'37.148	276,9	9:14'19.600
7	32.010	16.225	29.509	23.061	1'40.805	262,1	9:12'46.484	7	<b>31.605</b>	<b>14.735</b>	<b>27.947</b>	<b>22.355</b>	<b>1'36.642</b>	276,2	9:15'56.242
8	31.435	<b>14.356</b>	27.771	<b>22.228</b>	<b>1'35.790</b>	<b>289,5</b>	9:14'22.274								
9	31.359	14.478	<b>27.688</b>	22.302	1'35.827	288,8	9:15'58.101								

15° 31 G. GERLOFF [1'35.944]								20° 66 T. SYKES [1'37.083]							
Lap	Seg1	Seg2	Seg3	Seg4	Lap Time	km/h	Local Time	Lap	Seg1	Seg2	Seg3	Seg4	Lap Time	km/h	Local Time
1		16.321	30.522	35.429		280,5	9:01'59.849	1		16.232	30.706	25.471		268,7	9:03'53.667
2	49.653	15.153	28.530	24.543	1'57.879P	284,2	9:03'57.728	2	33.955	15.645	30.552	23.664	1'43.816	274,8	9:05'37.483
3	37.475	15.451	28.824	23.496	1'45.246	276,9	9:05'42.974	3	32.377	14.916	28.405	23.085	1'38.783	277,6	9:07'16.266
4	31.795	14.741	28.149	22.829	1'37.514	287,2	9:07'20.488	4	32.034	14.874	28.275	22.902	1'38.085	277,6	9:08'54.351
5	31.464	14.892	28.353	22.621	1'37.330	285,7	9:08'57.818	5	41.158	20.583	31.872	23.027	1'56.640	189,1	9:10'50.991
6	40.830	15.103	28.379	22.855	1'47.167	283,5	9:10'44.985	6	<b>31.849</b>	14.761	<b>28.070</b>	22.581	1'37.261	277,6	9:12'28.252
7	31.571	14.634	27.949	22.449	1'36.603	285,0	9:12'21.588	7	31.872	<b>14.672</b>	28.106	<b>22.433</b>	<b>1'37.083</b>	<b>280,5</b>	9:14'05.335
8	31.549	<b>14.422</b>	27.935	22.643	1'36.549	<b>293,5</b>	9:13'58.137	8	31.894	14.908	29.349	23.258	1'39.409	273,4	9:15'44.744
9	<b>31.380</b>	14.518	<b>27.835</b>	<b>22.211</b>	<b>1'35.944</b>	288,8	9:15'34.081								

16° 76 L. BAZ [1'36.091]								21° 51 E. GRANADO [1'37.428]							
Lap	Seg1	Seg2	Seg3	Seg4	Lap Time	km/h	Local Time	Lap	Seg1	Seg2	Seg3	Seg4	Lap Time	km/h	Local Time
1		15.882	29.281	24.615		279,8	9:01'51.175	1		16.218	29.954	24.618		273,4	9:01'55.655
2	32.093	15.017	28.356	23.263	1'38.729	284,2	9:03'29.904	2	32.897	15.323	28.329	23.283	1'39.832	278,4	9:03'35.487
3	31.621	14.817	27.999	22.543	1'36.980	<b>285,7</b>	9:05'06.884	3	36.843	16.992	28.298	23.129	1'45.262	200,0	9:05'20.749
4	31.761	14.485	<b>27.907</b>	22.434	1'36.587	<b>285,7</b>	9:06'43.471	4	32.072	15.014	28.166	23.076	1'38.328	278,4	9:06'59.077
5	31.529	14.599	31.156	22.755	1'40.039	282,7	9:08'23.510	5	32.111	14.923	28.064	22.887	1'37.985	276,9	9:08'37.062
6	32.524	14.635	28.186	22.531	1'37.876	282,0	9:10'01.386	6	31.999	14.886	<b>27.999</b>	22.657	1'37.541	276,9	9:10'14.603
7	31.524	<b>14.402</b>	28.049	22.330	1'36.305	283,5	9:11'37.691	7	32.023	14.832	28.170	22.613	1'37.638	276,9	9:11'52.241
8	<b>31.480</b>	14.410	28.031	<b>22.170</b>	<b>1'36.091</b>	283,5	9:13'13.782	8	31.949	<b>14.829</b>	28.093	<b>22.557</b>	<b>1'37.428</b>	<b>279,1</b>	9:13'29.669
9	37.354	14.443	27.985	33.779	1'53.561P	<b>285,7</b>	9:15'07.343	9	<b>31.852</b>	14.835	28.071	22.740	1'37.498	275,5	9:15'07.167

22° 34 L. BALDASSARRI [1'37.439]							
Lap	Seg1	Seg2	Seg3	Seg4	Lap Time	km/h	Local Time
1		16.145	30.238	25.452		265,4	9:02'18.875
2	33.604	15.529	29.247	23.900	1'42.280	272,0	9:04'01.155
3	32.607	15.053	28.680	23.295	1'39.635	274,8	9:05'40.790
4	32.281	14.926	28.541	23.040	1'38.788	275,5	9:07'19.578
5	31.944	14.800	28.517	22.836	1'38.097	<b>278,4</b>	9:08'57.675

23/04/2023

P = Pits In/Out - C = Lap Time Cancelled

These data/results cannot be reproduced, stored and/or transmitted in whole or in part by any manner of electronic, mechanical, photocopying, recording, broadcasting or otherwise now known or herein after developed without the previous express consent by the copyright owner, except for reproduction in daily press and regular printed publications on sale to the public within 60 days of the event related to those data/results and always provided that copyright symbol appears together as follows below.

© DORNA WSBK ORGANIZATION Srl 2023



## Pirelli Dutch Round, 21-23 April 2023

### Chronological Analysis Warm Up

6	31.890	14.813	30.437	23.036	1'40.176	274,8	9:10'37.851
7	<b>31.805</b>	<b>14.708</b>	<b>28.304</b>	<b>22.622</b>	<b>1'37.439</b>	275,5	9:12'15.290
8	42.605	15.691	32.472	33.551	2'04.319P	270,0	9:14'19.609

23° 52 O. KONIG [1'37.587]							
Lap	Seg.1	Seg.2	Seg.3	Seg.4	Lap Time	km/h	Local Time
1		16.413	30.386	25.186		268,7	9:02'06.597
2	33.073	15.737	29.462	23.484	1'41.756	272,7	9:03'48.353
3	32.366	16.638	28.960	23.187	1'41.151	270,7	9:05'29.504
4	32.229	15.147	28.586	23.032	1'38.994	276,2	9:07'08.498
5	35.040	16.343	29.108	22.760	1'43.251	250,6	9:08'51.749
6	31.873	14.899	28.197	<b>22.618</b>	<b>1'37.587</b>	278,4	9:10'29.336
7	34.404	16.437	32.789	22.865	1'46.495C	241,6	9:12'15.831
8	<b>31.863</b>	<b>14.804</b>	<b>28.195</b>	22.465	1'37.327C	<b>279,8</b>	9:13'53.158
9	39.776	15.588	33.706	23.441	1'52.511	264,1	9:15'45.669

24° 32 I. VINALES [1'38.031]							
Lap	Seg.1	Seg.2	Seg.3	Seg.4	Lap Time	km/h	Local Time
1		16.686	30.683	25.136		265,4	9:03'04.078
2	34.546	17.059	29.413	23.872	1'44.890	242,2	9:04'48.968
3	32.729	15.606	28.413	23.231	1'39.979	268,7	9:06'28.947
4	31.967	15.283	28.446	23.172	1'38.868	270,7	9:08'07.815
5	32.132	15.235	36.113	23.750	1'47.230	269,3	9:09'55.045
6	32.341	15.142	28.248	22.914	1'38.645	272,0	9:11'33.690
7	32.016	15.118	28.400	22.973	1'38.507	270,0	9:13'12.197
8	39.667	14.970	29.857	<b>22.872</b>	1'47.366	<b>274,8</b>	9:14'59.563
9	<b>31.921</b>	<b>14.953</b>	<b>28.225</b>	22.932	<b>1'38.031</b>	270,0	9:16'37.594

23/04/2023 P = Pits In/Dut - C = Lap Time Cancelled

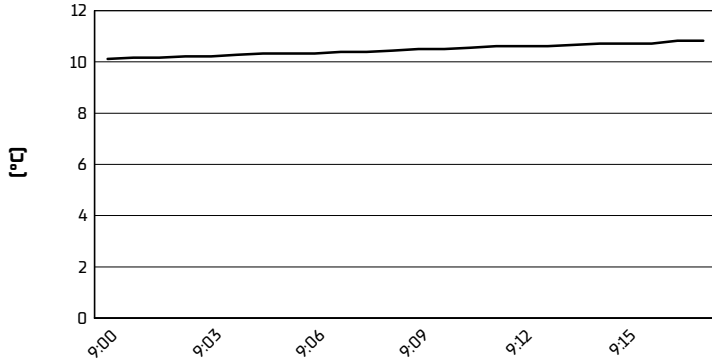
These data/results cannot be reproduced, stored and/or transmitted in whole or in part by any manner of electronic, mechanical, photocopying, recording, broadcasting or otherwise now known or herein after developed without the previous express consent by the copyright owner, except for reproduction in daily press and regular printed publications on sale to the public within 60 days of the event related to those data/results and always provided that copyright symbol appears together as follows below.

© DORNA WSBK ORGANIZATION Srl 2023

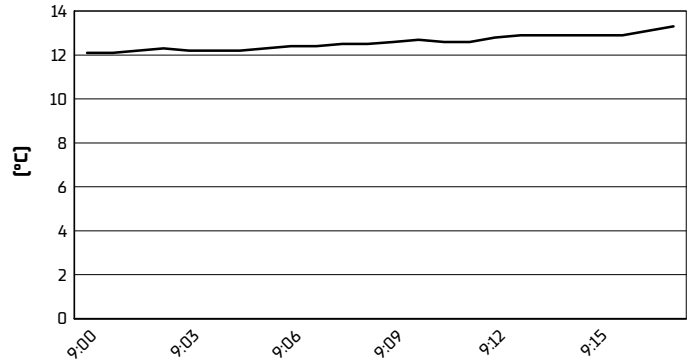


**Pirelli Dutch Round, 21-23 April 2023**  
**Weather Report Warm Up**  
Session started 09:00 - Session ended 9:19

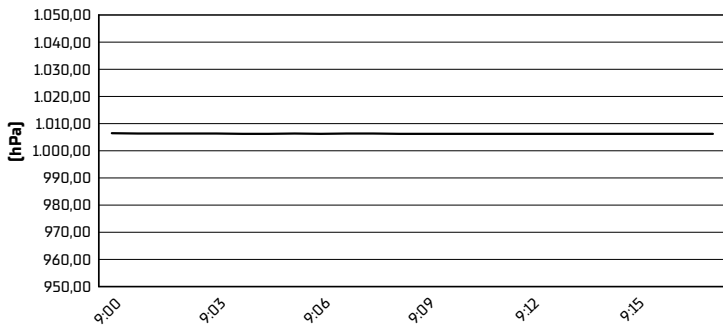
**Air Temperature**



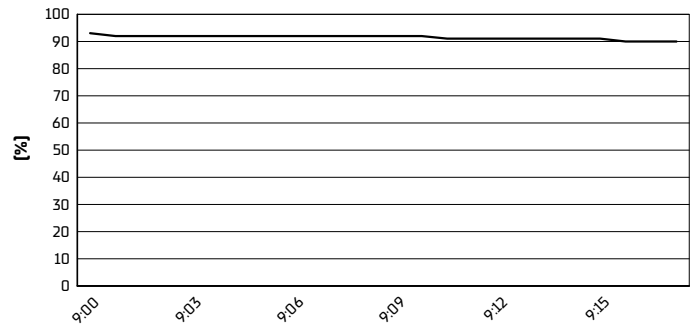
**Track Temperature**



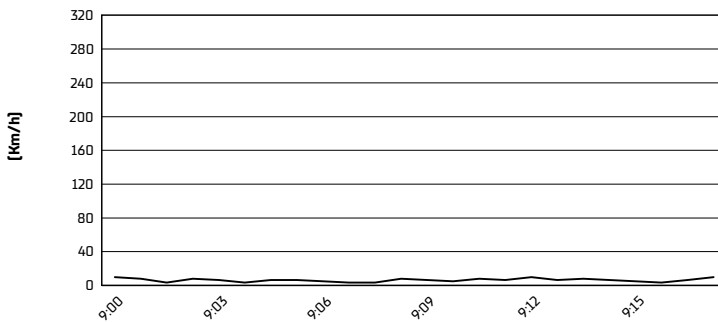
**Air Pressure**



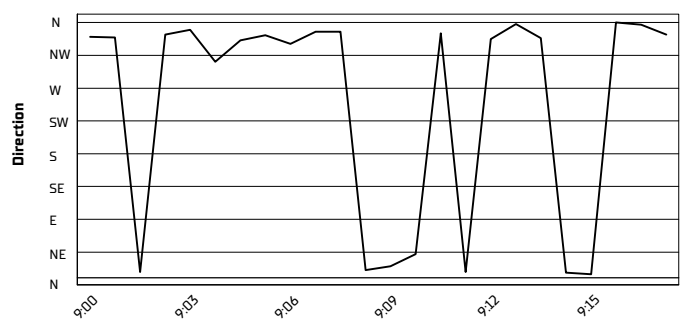
**Humidity**



**Wind Speed**



**Wind Direction**



23/04/2023

These data/results cannot be reproduced, stored and/or transmitted in whole or in part by any manner of electronic, mechanical, photocopying, recording, broadcasting or otherwise now known or herein after developed without the previous express consent by the copyright owner, except for reproduction in daily press and regular printed publications on sale to the public within 60 days of the event related to those data/results and always provided that copyright symbol appears together as follows below.

© DORNA WSBK ORGANIZATION Srl 2023