

Pirelli Dutch Round, 21-23 April 2023 Results Race 1

Laps 18 = 81,756 Km - Time of Race 29'34.290 - Avg. 165,881 km/h

1 / 2

Pos	Grid	No. Rider	Nat	Team	Bike	Class	LL	Gap	Rel.	Fastest Lap	Speed	Qualifying	Speed
1	1	11 N. BULEGA	ITA	Aruba Racing WorldSSP Team	Ducati Panigale V2		18			1'37.831	248,3	1'36.900	249,4
2	9	23 M. SCHROETTER	GER	MV Agusta Reparto Corse	MV Agusta F3 800 RR		18	4.017	4.017	1'38.058	255,3	1'37.878	255,3
3	3	28 G. VAN STRAALEN	NED	EAB Racing Team	Yamaha YZF R6		18	4.124	0.107	1'38.100	250,0	1'37.588	247,1
4	4	94 V. DEBISE	FRA	GMT94 Yamaha	Yamaha YZF R6		18	4.231	0.107	1'38.184	251,7	1'37.593	250,6
5	8	62 S. MANZI	ITA	Ten Kate Racing Yamaha	Yamaha YZF R6		18	4.383	0.152	1'38.139	253,5	1'37.876	245,5
6	2	64 F. CARICASULO	ITA	Althea Racing Team	Ducati Panigale V2		18	4.655	0.272	1'38.231	255,3	1'37.103	251,2
7	5	61 C. ONCU	TUR	Kawasaki Puccetti Racing	Kawasaki ZX-6R		18	6.116	1.461	1'37.867	252,9	1'37.634	250,0
8	7	55 Y. MONTELLA	ITA	Barni Spark Racing Team	Ducati Panigale V2		18	7.895	1.779	1'38.121	250,6	1'37.789	247,1
9	6	3 R. DE ROSA	ITA	Orelac Racing Verdatura	Ducati Panigale V2		18	10.670	2.775	1'38.083	252,3	1'37.703	249,4
10	10	9 J. NAVARRO	ESP	Ten Kate Racing Yamaha	Yamaha YZF R6		18	12.744	2.074	1'38.472	251,7	1'38.185	249,4
11	11	54 B. SOFUOGLU	TUR	MV Agusta Reparto Corse	MV Agusta F3 800 RR		18	16.364	3.620	1'38.408	257,8	1'38.243	254,1
12	12	66 N. TUULI	FIN	Dynavolt Triumph	Triumph Street Triple RS 765		18	16.852	0.488	1'38.727	255,9	1'38.349	252,3
13P	29	99 A. HUERTAS	ESP	MTM Kawasaki	Kawasaki ZX-6R		18	16.860	0.008	1'38.696	254,1	1'38.520	257,8
14	15	19 A. MANTOVANI	ITA	Evan Bros. WorldSSP Yamaha Team	Yamaha YZF R6		18	23.891	7.031	1'38.964	251,2	1'39.076	247,7
15P	16	69 T. BOOTH-AMOS	GBR	Motozoo ME AIR Racing	Kawasaki ZX-6R	*	18	23.900	0.009	1'39.016	252,3	1'39.165	248,8
16	23	40 S. CORSI	ITA	AltoGo Racing Team	Yamaha YZF R6		18	24.101	0.201	1'38.973	249,4	1'39.746	248,3
17	18	22 F. FULIGNI	ITA	Orelac Racing Verdatura	Ducati Panigale V2	*	18	40.824	16.723	1'39.728	249,4	1'39.528	245,5
18	21	73 M. KOFLER	AUT	D34G Racing	Ducati Panigale V2	*	18	48.775	7.951	1'39.479	252,9	1'39.727	252,9
19	19	51 A. SARMOON	THA	Yamaha Thailand Racing Team	Yamaha YZF R6		18	48.936	0.161	1'40.000	252,3	1'39.627	251,7
20	20	95 T. MACKENZIE	GBR	PETRONAS MIE HONDA Team	Honda CBR600RR		18	49.133	0.197	1'40.414	247,1	1'39.715	242,7
21	26	4 H. TRUELOVE	GBR	Dynavolt Triumph	Triumph Street Triple RS 765		18	49.225	0.092	1'39.935	255,9	1'40.353	252,9
22	27	7 A. NORRODIN	MAS	PETRONAS MIE HONDA Team	Honda CBR600RR		18	54.917	5.692	1'40.500	245,5	1'40.465	243,2
23	28	16 Y. OKAYA	JPN	ProDina Kawasaki Racing	Kawasaki ZX-6R	*	18	1'02.788	7.871	1'41.006	251,2	1'40.993	249,4
-----Not Classified-----													
RET	22	71 T. EDWARDS	AUS	Yart - Yamaha WorldSSP Team	Yamaha YZF R6	*	14	4 Laps		1'39.177	251,7	1'39.728	247,7
RET	13	29 N. SPINELLI	ITA	VFT Racing WEBIKE Yamaha	Yamaha YZF R6		14	4 Laps		1'39.477	251,2	1'38.864	247,7
RET	17	32 O. BAYLISS	AUS	D34G Racing	Ducati Panigale V2		12	6 Laps		1'39.577	250,6	1'39.400	251,7
RET	14	24 A. WONGTHANANON	THA	Yamaha Thailand Racing Team	Yamaha YZF R6		7	11 Laps		1'39.241	251,7	1'38.999	249,4
RET	25	68 L. POWER	AUS	Motozoo ME AIR Racing	Kawasaki ZX-6R	*	4	14 Laps		1'40.246	252,3	1'39.981	246,0
RET	24	17 J. MCPHEE	GBR	Vince64 by Puccetti Racing	Kawasaki ZX-6R		3	15 Laps		1'39.870	252,9	1'39.802	250,0

AIR	Humidity:	58%	Temp:	19°C
TRACK	Condition:	Dry	Temp:	25°C

Records	Pole (SP)	2023	N.Bulega	1'36.900	168,743 Km/h
	Race (RC1)	2021	D.Aegerter	1'37.688	167,382 Km/h
	All Times (SP)	2023	N.Bulega	1'36.900	168,743 Km/h
Race Fastest Lap		Lap 4	N.Bulega	1'37.831	167,137 Km/h

LAP LEADERS					
No. Rider	From	To	Laps	Total	
11 N. BULEGA	1	18	18	18	

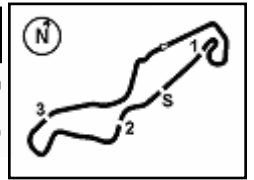
TOTAL LEADER LAPS		
No. Rider	Laps	
11 N. BULEGA	40	
61 C. ONCU	28	
62 S. MANZI	8	
64 F. CARICASULO	1	

* WorldSSP Challenge

22/04/2023 15:15 15:53 The results are provisional until the end of the time limit for protests and appeals and the completion of the technical checks.

These data/results cannot be reproduced, stored and/or transmitted in whole or in part by any manner of electronic, mechanical, photocopying, recording, broadcasting or otherwise now known or herein after developed without the previous express consent by the copyright owner, except for reproduction in daily press and regular printed publications on sale to the public within 60 days of the event related to those data/results and always provided that copyright symbol appears together as follows below.

© DORNA WSBK ORGANIZATION Srl 2023



Pirelli Dutch Round, 21-23 April 2023
Results Race 1

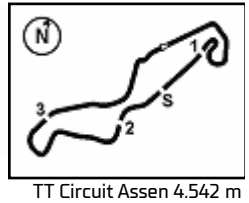
Race Highlights

Time	No. Rider	Description
15.00.21		Sighting Lap Started
15.13.01		Warm-up Lap Started
15.15.41		Start
15.20.42	24 A. WONGTHANANON	On Asphalt - Re-Joined - Turn 7
15.21.15	32 O. BAYLISS	Double Long Lap Penalty - Jump Start
15.21.27	17 J. MCPHEE	Crashed - Turn 4
15.22.08	17 J. MCPHEE	Not Actively Competing
15.22.38	68 L. POWER	Double Long Lap Penalty - Jump Start
15.23.50	68 L. POWER	Crashed - Turn 10
15.24.15	68 L. POWER	Not Actively Competing
15.24.19	32 O. BAYLISS	1xLLP Completed
15.26.01	32 O. BAYLISS	2xLLP Completed
15.27.45	24 A. WONGTHANANON	Entered Pits
15.28.46	24 A. WONGTHANANON	Retired
15.35.18		2/3 of Race Distance Completed
15.35.47	32 O. BAYLISS	Entered Pits
15.38.21	32 O. BAYLISS	Retired
15.40.51	71 T. EDWARDS	Crashed - Turn 16
15.40.52	29 N. SPINELLI	Crashed - Turn 16
15.41.09	29 N. SPINELLI	Not Actively Competing
15.41.13	71 T. EDWARDS	Not Actively Competing
15.44.04		Incident between 71 and 29 will be investigated after the race
15.46.18		Podium Confirmed
15.52.47	99 A. HUERTAS	penalized to drop 1 position - track limit turn 17
15.52.57	69 T. BOOTH-AMOS	penalized to drop 1 position - track limit turn 17
15.53.04		End Of Session

22/04/2023 Start End The results are provisional until the end of the time limit for protests and appeals and the completion of the technical checks.

These data/results cannot be reproduced, stored and/or transmitted in whole or in part by any manner of electronic, mechanical, photocopying, recording, broadcasting or otherwise now known or herein after developed without the previous express consent by the copyright owner, except for reproduction in daily press and regular printed publications on sale to the public within 60 days of the event related to those data/results and always provided that copyright symbol appears together as follows below.

© DORNA WSBK ORGANIZATION Srl 2023



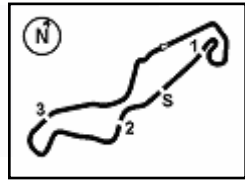
Pirelli Dutch Round, 21-23 April 2023
Championship Standings

Rank	Rider	Points	Points From First	Points From Previous	February 26		March 5		April 23		May 7		June 4		July 2		July 26		September 10		September 24		October 1		October 15		December 26		
					PHILIP ISLAND	MANDALIKA	ASSEN	BARCELONA	MISANO	DONINGTON PARK	MOST	MAGNY-COURS	ARAGON	PORTIMAO	VILLICUM	TBA													
1	BULEGA Nicolo (ITA)	102			25	25	11	16	25																				
2	MANZI Stefano (ITA)	70	32		10	20	9	20	11																				
3	SCHROETTER Marcel (GER)	66	36	4	9	13	13	11	20																				
4	ONCU Can (TUR)	63	39	3	16	25	13	9																					
5	CARICASULO Federico (ITA)	61	41	2	6	20	25	10																					
6	TUULI Niki (FIN)	50	52	11	13	7	16	10	4																				
7	NAVARRO Jorge (ESP)	35	67	15	7	10	4	8	6																				
8	VAN STRAALEN Glenn (NED)	34	68	1	2	11	5	16																					
9	DEBISE Valentin (FRA)	34	68	0	3	8	10	13																					
10	MCPHEE John (GBR)	31	71	3	16	4	6	5																					
11	SPINELLI Nicholas (ITA)	27	75	4	20	4	10	7																					
12	DE ROSA Raffaele (ITA)	25	77	2	9	9	7																						
13	SOFUOGLU Bahattin (TUR)	23	79	2	5	7	6	5																					
14	BAYLISS Oliver (AUS)	18	84	5	6	8	4																						
15	MACKENZIE Tarran (GBR)	15	87	3	11	2	2																						
16	SARMOON Anupab (THA)	14	88	1	8	2	3	1																					
17	NORRODIN Adam (MAS)	9	93	5	4	1	1	3																					
18	MONTELLA Yari (ITA)	8	94	1				8																					
19	TRUELOVE Harry (GBR)	5	97	3	5			19																					
20	WONGTHANANON Apiwath (THA)	4	98	1	1	3		20																					
21	HUERTAS Adrian (ESP)	3	99	1				3																					
22	MANTOVANI Andrea (ITA)	2	100	1				2																					
23	BOOTH-AMOS Tom (GBR)	1	101	1				1																					

22/04/2023 First Line: Championship Standings - Second Line: Ranking Progression

These data/results cannot be reproduced, stored and/or transmitted in whole or in part by any manner of electronic, mechanical, photocopying, recording, broadcasting or otherwise now known or herein after developed without the previous express consent by the copyright owner, except for reproduction in daily press and regular printed publications on sale to the public within 60 days of the event related to those data/results and always provided that copyright symbol appears together as follows below.

© DORNA WSBK ORGANIZATION Srl 2023



TT Circuit Assen 4.542 m

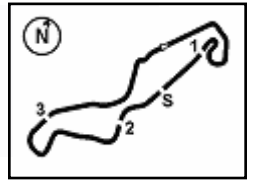
**Pirelli Dutch Round, 21-23 April 2023
Championship Standings**

Points	Points From First	Points From Previous	February 26 PHILIP ISLAND	March 5 MANDALIKA	April 23 ASSEN	May 7 BARCELONA	June 4 MISANO	July 2 DONINGTON PARK	July 26 MOST	September 10 MAGNY-COURS	September 24 ARAGON						
WorldSSP Challenge																	
1					1												
7 BOOTH-AMOS Tom (GBR)																	

22/04/2023 First Line: Championship Standings - Second Line: Ranking Progression

These data/results cannot be reproduced, stored and/or transmitted in whole or in part by any manner of electronic, mechanical, photocopying, recording, broadcasting or otherwise now known or herein after developed without the previous express consent by the copyright owner, except for reproduction in daily press and regular printed publications on sale to the public within 60 days of the event related to those data/results and always provided that copyright symbol appears together as follows below.

© DORNA WSBK ORGANIZATION Srl 2023



TT Circuit Assen 4.542 m

Pirelli Dutch Round, 21-23 April 2023
Lap Chart Race 1

1 / 4

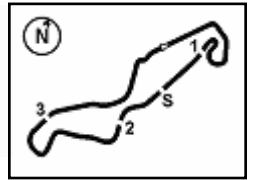
		Lap																	
		1	2	3	4	5	6	7	8	9	10	11	12	13	14	15	16	17	18
1	11	11	11	11	11	11	11	11	11	11	11	11	11	11	11	11	11	11	11
2	64	61	61	61	61	61	61	61	61	61	61	61	61	28	28	28	28	28	23
3	61	64	64	64	64	28	28	28	28	28	28	28	28	61	61	61	23	23	28
4	94	28	28	28	28	64	64	64	94	94	94	94	94	94	23	61	94	94	
5	28	94	94	94	94	94	94	94	94	64	64	64	64	23	23	94	94	62	62
6	3	62	3	3	3	3	3	3	3	23	23	23	23	64	64	62	62	64	64
7	62	3	62	62	62	62	62	23	62	62	62	62	62	62	64	64	61	61	
8	23	23	23	23	23	23	23	62	3	3	3	55	55	55	55	55	55	55	55
9	55	55	55	55	55	55	55	55	55	55	55	3	3	3	3	3	3	3	3
10	9	9	9	9	9	9	9	9	9	9	9	9	9	9	9	9	9	9	9
11	32	24	69	54	99	99	99	54	54	66	66	66	66	66	66	66	66	66	54
12	24	32	54	99	54	54	99	66	54	54	99	99	99	99	99	99	99	99	99
13	29	69	99	69	66	66	66	66	99	99	99	54	54	54	54	54	54	54	66
14	69	54	66	66	69	69	69	69	69	69	69	69	69	69	69	69	69	69	69
15	19	40	32	32	32	19	19	40	40	40	40	40	40	40	40	40	19	19	
16	40	66	19	40	40	40	19	19	19	19	19	19	19	19	19	19	40	40	
17	54	99	40	19	19	71	71	71	71	71	71	71	71	71	22	22	22	22	
18	66	29	29	29	71	29	73	29	29	29	29	29	29	29	29	73	73	73	73
19	99	19	73	73	29	73	29	73	73	73	73	22	22	22	51	51	4	51	
20	73	73	71	71	73	32	22	32	22	22	22	73	73	73	4	4	51	95	
21	95	71	17	22	22	22	32	22	32	51	51	51	51	51	95	95	95	95	4
22	71	95	95	95	51	51	51	51	51	32	4	4	4	4	7	7	7	7	
23	51	17	22	51	95	4	4	4	4	4	4	95	95	95	16	16	16	16	
24	17	22	51	68	4	95	95	95	95	95	95	7	7	7					
25	22	51	68	4	7	7	7	7	7	7	7	16	16	16					
26	7	7	7	7	16	16	16	16	16	16	16	32							
27	16	68	4	16	24	24													
28	68	16	16	24															
29	4	4	24																

Final Result		
1	11 N. BULEGA	Laps 18
2	23 M. SCHROETTER	4.017
3	28 G. VAN STRAALLEN	4.124
4	94 V. DEBISE	4.231
5	62 S. MANZI	4.383
6	64 F. CARICASULO	4.655
7	61 C. ONCU	6.116
8	55 Y. MONTELLA	7.895
9	3 R. DE ROSA	10.670
10	9 J. NAVARRO	12.744
11	54 B. SOFUOGLU	16.364
12	66 N. TUULI	16.852
13	99 A. HUERTAS (P)	16.860
14	19 A. MANTOVANI	23.891
15	69 T. BOOTH-AMOS (P)	23.900
16	40 S. CORSI	24.101
17	22 F. FULIGNI	40.824
18	73 M. KOFLER	48.775
19	51 A. SARMOON	48.936
20	95 T. MACKENZIE	49.133
21	4 H. TRUOLVE	49.225
22	7 A. NORRODIN	54.917
23	16 Y. OKAYA	1'02.788
RET	71 T. EDWARDS	4 Laps
RET	29 N. SPINELLI	4 Laps
RET	32 O. BAYLISS	6 Laps
RET	24 A. WONGTHANON	11 Laps
RET	68 L. POWER	14 Laps
RET	17 J. MCPHEE	15 Laps

22/04/2023

These data/results cannot be reproduced, stored and/or transmitted in whole or in part by any manner of electronic, mechanical, photocopying, recording, broadcasting or otherwise now known or herein after developed without the previous express consent by the copyright owner, except for reproduction in daily press and regular printed publications on sale to the public within 60 days of the event related to those data/results and always provided that copyright symbol appears together as follows below.

© DORNA WSBK ORGANIZATION Srl 2023



TT Circuit Assen 4.542 m

Pirelli Dutch Round, 21-23 April 2023

Lap Chart Race 1

3 / 4

26 **16** Y.Okaya 39.337

15 **40** S.Corsi 21.103

9 **3** R.De Rosa 8.761

Lap 11

1	11	N.Bulega	18'02.941
2	61	C.Oncu	2.172
3	28	G.van Straalen	3.544
4	94	V.Debise	5.098
5	64	F.Caricasulo	5.229
6	23	M.Schroetter	5.646
7	62	S.Manzi	6.155
8	3	R.De Rosa	6.401
9	55	Y.Montella	6.743
10	9	J.Navarro	8.771
11	66	N.Tuuli	14.482
12	54	B.Sofuoglu	14.678
13	99	A.Huertas	14.942
14	69	T.Booth-Amos	19.853
15	40	S.Corsi	20.224
16	19	A.Mantovani	20.454
17	71	T.Edwards	20.640
18	29	N.Spinelli	22.750
19	73	M.Kofler	26.966
20	22	F.Fuligni	27.143
21	51	A.Sarmoon	30.541
22	32	O.Bayliss	30.805
23	4	H.Truelove	30.897
24	95	T.Mackenzie	32.578
25	7	A.Norrodin	34.480
26	16	Y.Okaya	42.553

Lap 14

1	11	N.Bulega	22'58.937
2	28	G.van Straalen	3.218
3	61	C.Oncu	3.889
4	94	V.Debise	4.796
5	23	M.Schroetter	4.907
6	64	F.Caricasulo	5.071
7	62	S.Manzi	5.517
8	55	Y.Montella	5.787
9	3	R.De Rosa	7.267
10	9	J.Navarro	9.773
11	66	N.Tuuli	15.138
12	99	A.Huertas	15.814
13	54	B.Sofuoglu	16.739
14	69	T.Booth-Amos	21.115
15	40	S.Corsi	21.602
16	19	A.Mantovani	21.786
17	71	T.Edwards	25.540
18	29	N.Spinelli	26.166
19	22	F.Fuligni	32.183
20	73	M.Kofler	35.429
21	51	A.Sarmoon	37.251
22	4	H.Truelove	37.591
23	95	T.Mackenzie	38.875
24	7	A.Norrodin	42.719
25	16	Y.Okaya	49.879

Lap 15

1	11	N.Bulega	24'37.713
2	28	G.van Straalen	3.019
3	61	C.Oncu	4.406
4	23	M.Schroetter	4.686
5	94	V.Debise	4.951
6	62	S.Manzi	5.198
7	64	F.Caricasulo	5.441
8	55	Y.Montella	5.761
9	3	R.De Rosa	8.125
10	9	J.Navarro	10.415
11	66	N.Tuuli	15.319
12	99	A.Huertas	15.903
13	54	B.Sofuoglu	16.716
14	69	T.Booth-Amos	21.656
15	40	S.Corsi	22.221
16	19	A.Mantovani	22.483
17	22	F.Fuligni	34.185
18	73	M.Kofler	38.929
19	51	A.Sarmoon	39.466
20	4	H.Truelove	39.797
21	95	T.Mackenzie	41.031
22	7	A.Norrodin	45.594
23	16	Y.Okaya	54.336

Lap 16

1	11	N.Bulega	26'16.544
2	28	G.van Straalen	3.319
3	23	M.Schroetter	4.481
4	61	C.Oncu	4.665
5	94	V.Debise	4.942
6	62	S.Manzi	5.075
7	64	F.Caricasulo	5.247
8	55	Y.Montella	5.639

Lap 17

1	11	N.Bulega	27'55.183
2	28	G.van Straalen	3.783
3	23	M.Schroetter	4.400
4	94	V.Debise	4.602
5	62	S.Manzi	4.954
6	64	F.Caricasulo	5.452
7	61	C.Oncu	5.588
8	55	Y.Montella	6.091
9	3	R.De Rosa	9.754
10	9	J.Navarro	11.765
11	66	N.Tuuli	15.906
12	99	A.Huertas	16.051
13	54	B.Sofuoglu	16.312
14	69	T.Booth-Amos	23.068
15	19	A.Mantovani	23.378
16	40	S.Corsi	23.711
17	22	F.Fuligni	38.755
18	73	M.Kofler	45.936
19	4	H.Truelove	46.134
20	51	A.Sarmoon	46.403
21	95	T.Mackenzie	46.513
22	7	A.Norrodin	51.718
23	16	Y.Okaya	1'00.599

Lap 18

1	11	N.Bulega	29'34.290
2	23	M.Schroetter	4.017
3	28	G.van Straalen	4.124
4	94	V.Debise	4.231
5	62	S.Manzi	4.383
6	64	F.Caricasulo	4.655
7	61	C.Oncu	6.116
8	55	Y.Montella	7.895
9	3	R.De Rosa	10.670
10	9	J.Navarro	12.744
11	54	B.Sofuoglu	16.364
12	99	A.Huertas	16.831
13	66	N.Tuuli	16.852
14	69	T.Booth-Amos	23.776
15	19	A.Mantovani	23.891
16	40	S.Corsi	24.101
17	22	F.Fuligni	40.824
18	73	M.Kofler	48.775
19	51	A.Sarmoon	48.936
20	95	T.Mackenzie	49.133
21	4	H.Truelove	49.225
22	7	A.Norrodin	54.917
23	16	Y.Okaya	1'02.788

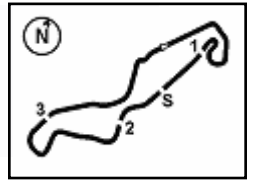
22/04/2023

These data/results cannot be reproduced, stored and/or transmitted in whole or in part by any manner of electronic, mechanical, photocopying, recording, broadcasting or otherwise now known or herein after developed without the previous express consent by the copyright owner, except for reproduction in daily press and regular printed publications on sale to the public within 60 days of the event related to those data/results and always provided that copyright symbol appears together as follows below.

© DORNA WSBK ORGANIZATION Srl 2023

FICR PERUGIA TIMING





Pirelli Dutch Round, 21-23 April 2023
Lap Chart Race 1

Race Pace Comparison

	11 Bul	23 Sch	28 vSt	94 Deb	62 Man	64 Car	61 Onc	55 Mon	3 DeR	9 Nav	54 Sof	66 Tuu	99 Hue	19 Mat
1	1'42.714	1'44.493	1'43.581	1'43.423	1'43.998	1'43.069	1'43.284	1'44.856	1'43.884	1'45.068	1'46.719	1'47.245	1'47.444	1'46.301
2	1'37.977	1'38.302	1'38.289	1'38.698	1'38.319	1'38.426	1'37.887	1'38.748	1'38.692	1'38.981	1'39.555	1'39.149	1'39.149	1'40.632
3	1'38.030	1'38.861	1'38.301	1'38.347	1'39.089	1'38.231	1'37.867	1'38.547	1'38.467	1'38.746	1'39.200	1'39.470	1'39.172	1'39.790
4	1'37.831	1'38.265	1'38.160	1'38.320	1'38.139	1'38.256	1'37.876	1'38.483	1'38.083	1'38.624	1'38.922	1'38.910	1'38.696	1'39.562
5	1'38.016	1'38.445	1'38.173	1'38.224	1'38.471	1'38.409	1'37.976	1'38.298	1'38.126	1'38.558	1'39.166	1'39.144	1'38.928	1'39.659
6	1'37.927	1'38.275	1'38.586	1'38.448	1'38.375	1'38.863	1'38.058	1'38.434	1'38.335	1'38.724	1'38.922	1'38.727	1'38.871	1'39.636
7	1'38.104	1'38.123	1'38.303	1'38.726	1'38.210	1'38.623	1'37.973	1'38.610	1'38.959	1'38.472	1'38.913	1'38.898	1'38.998	1'39.807
8	1'37.962	1'38.337	1'38.100	1'38.184	1'38.785	1'38.304	1'38.254	1'38.323	1'38.230	1'38.519	1'38.730	1'38.815	1'38.970	1'40.171
9	1'38.038	1'38.897	1'38.324	1'38.846	1'38.769	1'39.268	1'38.360	1'38.623	1'39.385	1'38.661	1'39.461	1'39.342	1'39.657	1'39.338
10	1'38.224	1'38.531	1'38.288	1'38.411	1'38.660	1'38.355	1'38.754	1'38.562	1'38.854	1'38.737	1'39.060	1'38.793	1'39.008	1'39.080
11	1'38.118	1'38.058	1'38.380	1'38.412	1'38.281	1'38.366	1'38.824	1'38.200	1'38.327	1'38.622	1'38.971	1'38.930	1'38.990	1'39.419
12	1'38.568	1'38.440	1'38.425	1'38.558	1'38.713	1'38.586	1'39.583	1'38.733	1'39.201	1'38.826	1'40.243	1'38.979	1'38.860	1'38.964
13	1'38.727	1'38.331	1'38.716	1'38.556	1'38.476	1'38.743	1'39.372	1'38.121	1'38.712	1'38.955	1'38.958	1'38.754	1'39.133	1'39.189
14	1'38.701	1'38.486	1'38.529	1'38.580	1'38.169	1'38.509	1'38.758	1'38.186	1'38.949	1'39.217	1'38.856	1'38.919	1'38.875	1'39.175
15	1'38.776	1'38.555	1'38.577	1'38.931	1'38.457	1'39.146	1'39.293	1'38.750	1'39.634	1'39.418	1'38.753	1'38.957	1'38.865	1'39.473
16	1'38.831	1'38.626	1'39.131	1'38.822	1'38.708	1'38.637	1'39.090	1'38.709	1'39.467	1'39.309	1'38.658	1'39.029	1'38.847	1'39.118
17	1'38.639	1'38.558	1'39.103	1'38.299	1'38.518	1'38.844	1'39.562	1'39.091	1'39.632	1'39.511	1'38.408	1'39.028	1'38.771	1'39.247
18	1'39.107	1'38.724	1'39.448	1'38.736	1'38.536	1'38.310	1'39.635	1'40.911	1'40.023	1'40.086	1'39.159	1'40.053	1'39.887	1'39.620

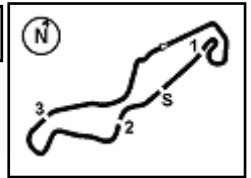
	69 Boo	40 Car	22 Ful	73 Kof	51 Sar	95 Mac	4 Tru	7 Nor	16 Oka	71 Edw	29 Spi	32 Bay	24 Won	68 Paw
1	1'45.980	1'46.503	1'48.928	1'47.513	1'48.476	1'48.005	1'49.283	1'49.022	1'49.231	1'48.346	1'45.878	1'45.393	1'45.532	1'49.263
2	1'39.519	1'39.817	1'40.007	1'39.838	1'40.749	1'40.485	1'41.445	1'40.718	1'41.424	1'39.418	1'41.026	1'39.791	1'39.241	1'40.589
3	1'39.452	1'40.571	1'40.479	1'40.006	1'40.740	1'40.638	1'40.297	1'41.096	1'41.416	1'39.911	1'40.147	1'41.092	2'04.908	1'40.246
4	1'39.737	1'39.339	1'40.547	1'39.479	1'40.509	1'41.162	1'40.514	1'40.907	1'41.175	1'39.402	1'39.624	1'39.577	1'41.056	1'40.634
5	1'39.314	1'39.595	1'40.351	1'40.292	1'40.620	1'40.926	1'40.788	1'40.887	1'41.690	1'39.476	1'39.989	1'39.840	1'40.817	
6	1'41.052	1'39.992	1'39.898	1'39.958	1'40.317	1'41.366	1'40.081	1'40.500	1'42.006	1'39.553	1'40.297	1'42.039	1'41.136	
7	1'40.300	1'39.653	1'40.074	1'40.045	1'40.380	1'40.698	1'39.935	1'40.649	1'42.333	1'39.686	1'40.204	1'42.583	1'52.056	
8	1'39.776	1'39.941	1'40.220	1'40.235	1'40.412	1'40.414	1'40.081	1'40.883	1'41.623	1'39.978	1'39.691	1'40.039		
9	1'39.228	1'39.257	1'40.072	1'40.094	1'40.353	1'40.493	1'40.316	1'40.771	1'41.970	1'39.306	1'39.614	1'40.816		
10	1'39.124	1'39.114	1'39.780	1'40.935	1'40.000	1'40.499	1'40.421	1'40.834	1'41.292	1'39.177	1'39.477	1'41.056		
11	1'39.312	1'39.383	1'39.728	1'41.512	1'40.926	1'40.833	1'40.677	1'41.154	1'41.334	1'39.328	1'39.744	1'41.520		
12	1'39.044	1'38.973	1'40.680	1'41.407	1'40.851	1'40.562	1'40.768	1'41.179	1'41.158	1'39.769	1'39.811	1'53.451		
13	1'39.016	1'39.201	1'40.087	1'41.160	1'41.013	1'40.977	1'41.058	1'41.401	1'41.158	1'40.749	1'39.875			
14	1'39.198	1'39.200	1'40.269	1'41.892	1'40.842	1'40.754	1'40.864	1'41.655	1'41.006	1'40.378	1'39.726			
15	1'39.317	1'39.395	1'40.778	1'42.276	1'40.991	1'40.932	1'40.982	1'41.651	1'43.233					
16	1'39.354	1'39.248	1'40.527	1'42.206	1'41.803	1'40.867	1'41.823	1'41.644	1'41.600					
17	1'39.528	1'39.712	1'41.513	1'42.271	1'42.604	1'42.085	1'41.984	1'41.950	1'42.133					
18	1'39.815	1'39.497	1'41.176	1'41.946	1'41.640	1'41.727	1'42.198	1'42.306	1'41.296					

	17 McP
1	1'48.661
2	1'40.034
3	1'39.870

22/04/2023

These data/results cannot be reproduced, stored and/or transmitted in whole or in part by any manner of electronic, mechanical, photocopying, recording, broadcasting or otherwise now known or herein after developed without the previous express consent by the copyright owner, except for reproduction in daily press and regular printed publications on sale to the public within 60 days of the event related to those data/results and always provided that copyright symbol appears together as follows below.

© DORNA WSBK ORGANIZATION Srl 2023



Pirelli Dutch Round, 21-23 April 2023
Best Sectors & Speed Race 1

TT Circuit Assen 4.542 m

RESULTS				
1	11	N. BULEGA	Ducati Panigale V2	Laps 18
2	23	M. SCHROETTER	MV Agusta F3 800 RR	4.017
3	28	G. VAN STRAALEN	Yamaha YZF R6	4.124
4	94	V. DEBISE	Yamaha YZF R6	4.231
5	62	S. MANZI	Yamaha YZF R6	4.383
6	64	F. CARICASULO	Ducati Panigale V2	4.655
7	61	C. ONCU	Kawasaki ZX-6R	6.116
8	55	Y. MONTELLA	Ducati Panigale V2	7.895
9	3	R. DE ROSA	Ducati Panigale V2	10.670
10	9	J. NAVARRO	Yamaha YZF R6	12.744
11	54	B. SOFUOGLU	MV Agusta F3 800 RR	16.364
12	66	N. TUULI	Triumph Street Triple RS 765	16.852
13	99	A. HUERTAS	Kawasaki ZX-6R	16.860
14	19	A. MANTOVANI	Yamaha YZF R6	23.891
15	69	T. BOOTH-AMOS	Kawasaki ZX-6R	23.900
16	40	S. CORSI	Yamaha YZF R6	24.101
17	22	F. FULIGNI	Ducati Panigale V2	40.824
18	73	M. KOFLER	Ducati Panigale V2	48.775
19	51	A. SARMOON	Yamaha YZF R6	48.936
20	95	T. MACKENZIE	Honda CBR600RR	49.133
21	4	H. TRUELOVE	Triumph Street Triple RS 765	49.225
22	7	A. NORRODIN	Honda CBR600RR	54.917
23	16	Y. OKAYA	Kawasaki ZX-6R	1'02.788
RET	71	T. EDWARDS	Yamaha YZF R6	4 Laps
RET	29	N. SPINELLI	Yamaha YZF R6	4 Laps
RET	32	D. BAYLISS	Ducati Panigale V2	6 Laps
RET	24	A. WONGTHANANON	Yamaha YZF R6	11 Laps
RET	68	L. POWER	Kawasaki ZX-6R	14 Laps
RET	17	J. MCPHEE	Kawasaki ZX-6R	15 Laps

SPEED				
1	54	B. SOFUOGLU	MV Agusta F3 800 RR	257,8
2	4	H. TRUELOVE	Triumph Street Triple RS 765	255,9
3	66	N. TUULI	Triumph Street Triple RS 765	255,9
4	23	M. SCHROETTER	MV Agusta F3 800 RR	255,3
5	64	F. CARICASULO	Ducati Panigale V2	255,3
6	99	A. HUERTAS	Kawasaki ZX-6R	254,1
7	62	S. MANZI	Yamaha YZF R6	253,5
8	61	C. ONCU	Kawasaki ZX-6R	252,9
9	17	J. MCPHEE	Kawasaki ZX-6R	252,9
10	73	M. KOFLER	Ducati Panigale V2	252,9
11	3	R. DE ROSA	Ducati Panigale V2	252,3
12	69	T. BOOTH-AMOS	Kawasaki ZX-6R	252,3
13	51	A. SARMOON	Yamaha YZF R6	252,3
14	68	L. POWER	Kawasaki ZX-6R	252,3
15	9	J. NAVARRO	Yamaha YZF R6	251,7
16	71	T. EDWARDS	Yamaha YZF R6	251,7
17	94	V. DEBISE	Yamaha YZF R6	251,7
18	24	A. WONGTHANANON	Yamaha YZF R6	251,7
19	16	Y. OKAYA	Kawasaki ZX-6R	251,2
20	19	A. MANTOVANI	Yamaha YZF R6	251,2
21	29	N. SPINELLI	Yamaha YZF R6	251,2
22	32	D. BAYLISS	Ducati Panigale V2	250,6
23	55	Y. MONTELLA	Ducati Panigale V2	250,6
24	28	G. VAN STRAALEN	Yamaha YZF R6	250,0
25	40	S. CORSI	Yamaha YZF R6	249,4
26	22	F. FULIGNI	Ducati Panigale V2	249,4
27	11	N. BULEGA	Ducati Panigale V2	248,3
28	95	T. MACKENZIE	Honda CBR600RR	247,1
29	7	A. NORRODIN	Honda CBR600RR	245,5

SEG. 1	
1	3 R. DE ROSA 32.034
2	9 J. NAVARRO 32.037
3	61 C. ONCU 32.042
4	11 N. BULEGA 32.066
5	94 V. DEBISE 32.069
6	62 S. MANZI 32.122
7	55 Y. MONTELLA 32.140
8	64 F. CARICASULO 32.152
9	54 B. SOFUOGLU 32.157
10	28 G. VAN STRAALEN 32.158
11	23 M. SCHROETTER 32.160
12	66 N. TUULI 32.234
13	99 A. HUERTAS 32.361
14	19 A. MANTOVANI 32.398
15	40 S. CORSI 32.405
16	69 T. BOOTH-AMOS 32.429
17	71 T. EDWARDS 32.493
18	51 A. SARMOON 32.507
19	24 A. WONGTHANANON 32.545
20	32 D. BAYLISS 32.555
21	29 N. SPINELLI 32.626
22	73 M. KOFLER 32.677
23	22 F. FULIGNI 32.695
24	95 T. MACKENZIE 32.782
25	4 H. TRUELOVE 32.783
26	17 J. MCPHEE 32.810
27	7 A. NORRODIN 32.827
28	16 Y. OKAYA 32.873
29	68 L. POWER 32.939

SEG. 2	
1	23 M. SCHROETTER 14.995
2	54 B. SOFUOGLU 15.001
3	61 C. ONCU 15.057
4	62 S. MANZI 15.061
5	28 G. VAN STRAALEN 15.064
6	11 N. BULEGA 15.077
7	94 V. DEBISE 15.080
8	55 Y. MONTELLA 15.097
9	99 A. HUERTAS 15.101
10	66 N. TUULI 15.103
11	64 F. CARICASULO 15.103
12	3 R. DE ROSA 15.131
13	19 A. MANTOVANI 15.155
14	9 J. NAVARRO 15.174
15	69 T. BOOTH-AMOS 15.216
16	68 L. POWER 15.219
17	73 M. KOFLER 15.229
18	71 T. EDWARDS 15.242
19	32 D. BAYLISS 15.292
20	40 S. CORSI 15.295
21	22 F. FULIGNI 15.304
22	4 H. TRUELOVE 15.352
23	29 N. SPINELLI 15.353
24	16 Y. OKAYA 15.356
25	17 J. MCPHEE 15.357
26	24 A. WONGTHANANON 15.380
27	51 A. SARMOON 15.401
28	7 A. NORRODIN 15.465
29	95 T. MACKENZIE 15.498

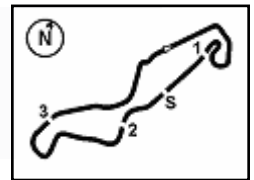
SEG. 3	
1	61 C. ONCU 28.044
2	11 N. BULEGA 28.055
3	94 V. DEBISE 28.131
4	28 G. VAN STRAALEN 28.171
5	55 Y. MONTELLA 28.175
6	64 F. CARICASULO 28.183
7	3 R. DE ROSA 28.187
8	62 S. MANZI 28.210
9	9 J. NAVARRO 28.213
10	23 M. SCHROETTER 28.223
11	66 N. TUULI 28.251
12	40 S. CORSI 28.270
13	24 A. WONGTHANANON 28.302
14	71 T. EDWARDS 28.319
15	54 B. SOFUOGLU 28.333
16	19 A. MANTOVANI 28.334
17	99 A. HUERTAS 28.364
18	69 T. BOOTH-AMOS 28.388
19	4 H. TRUELOVE 28.406
20	32 D. BAYLISS 28.458
21	22 F. FULIGNI 28.494
22	29 N. SPINELLI 28.518
23	7 A. NORRODIN 28.545
24	73 M. KOFLER 28.550
25	17 J. MCPHEE 28.565
26	95 T. MACKENZIE 28.634
27	51 A. SARMOON 28.670
28	68 L. POWER 28.855
29	16 Y. OKAYA 28.973

SEG. 4	
1	28 G. VAN STRAALEN 22.400
2	55 Y. MONTELLA 22.424
3	11 N. BULEGA 22.426
4	62 S. MANZI 22.445
5	64 F. CARICASULO 22.472
6	61 C. ONCU 22.473
7	23 M. SCHROETTER 22.560
8	99 A. HUERTAS 22.594
9	94 V. DEBISE 22.614
10	3 R. DE ROSA 22.627
11	69 T. BOOTH-AMOS 22.708
12	54 B. SOFUOGLU 22.710
13	66 N. TUULI 22.713
14	9 J. NAVARRO 22.743
15	29 N. SPINELLI 22.788
16	19 A. MANTOVANI 22.809
17	71 T. EDWARDS 22.813
18	40 S. CORSI 22.824
19	73 M. KOFLER 22.897
20	32 D. BAYLISS 22.908
21	51 A. SARMOON 22.937
22	22 F. FULIGNI 22.976
23	17 J. MCPHEE 23.002
24	24 A. WONGTHANANON 23.014
25	68 L. POWER 23.050
26	95 T. MACKENZIE 23.155
27	4 H. TRUELOVE 23.322
28	7 A. NORRODIN 23.329
29	16 Y. OKAYA 23.335

22/04/2023

These data/results cannot be reproduced, stored and/or transmitted in whole or in part by any manner of electronic, mechanical, photocopying, recording, broadcasting or otherwise now known or herein after developed without the previous express consent by the copyright owner, except for reproduction in daily press and regular printed publications on sale to the public within 60 days of the event related to those data/results and always provided that copyright symbol appears together as follows below.

© DORNA WSBK ORGANIZATION Srl 2023



Pirelli Dutch Round, 21-23 April 2023
Chronological Analysis Race 1

Start at 15:15'34.072

3	33.130	15.522	28.545	22.950	1'40.147	251,2	15:20'41.123
4	32.703	15.365	28.518	23.038	1'39.624	250,0	15:22'20.747
5	32.716	15.361	28.549	23.363	1'39.989	248,8	15:24'00.736
6	32.988	15.485	28.600	23.224	1'40.297	244,3	15:25'41.033
7	33.232	15.369	28.529	23.074	1'40.204	247,1	15:27'21.237
8	32.861	15.411	28.548	22.871	1'39.691	244,3	15:29'00.928
9	32.716	15.380	28.588	22.930	1'39.614	245,5	15:30'40.542
10	32.626	15.353	28.710	22.788	1'39.477	244,9	15:32'20.019
11	32.746	15.453	28.689	22.856	1'39.744	244,3	15:33'59.763
12	32.727	15.458	28.656	22.970	1'39.811	244,3	15:35'39.574
13	32.821	15.417	28.711	22.926	1'39.875	243,8	15:37'19.449
14	32.691	15.409	28.736	22.890	1'39.726	244,9	15:38'59.175

Race Time 23'25.103

RET 32 O. BAYLISS [1'39.577]							
Lap	Seg.1	Seg.2	Seg.3	Seg.4	Lap Time	km/h	Local Time
1		15.568	28.671	23.028	1'45.393	250,0	15:17'19.465
2	32.892	15.292	28.458	23.149	1'39.791	250,6	15:18'59.256
3	32.639	15.395	29.052	24.006	1'41.092	244,3	15:20'40.348
4	32.555	15.316	28.586	23.120	1'39.577	247,7	15:22'19.925
5	32.646	15.407	28.658	23.129	1'39.840	244,3	15:23'59.765
6	35.240	15.322	28.569	22.908	1'42.039	246,0	15:25'41.804
7	34.979	15.441	29.019	23.144	1'42.583	241,6	15:27'24.387
8	32.738	15.423	28.764	23.114	1'40.039	242,7	15:29'04.426
9	33.950	15.339	28.498	23.029	1'40.816	246,0	15:30'45.242
10	33.718	15.357	28.741	23.240	1'41.056	242,2	15:32'26.298
11	33.676	15.375	28.940	23.529	1'41.520	244,3	15:34'07.818
12	33.036	15.304	29.818	35.293	1'53.451P	247,7	15:36'01.269

Race Time 20'27.197

RET 24 A. WONGTHANANON [1'39.241]							
Lap	Seg.1	Seg.2	Seg.3	Seg.4	Lap Time	km/h	Local Time
1		15.510	28.464	23.024	1'45.532	251,7	15:17'19.604
2	32.545	15.380	28.302	23.014	1'39.241	248,8	15:18'58.845
3	34.906	35.086	31.072	23.844	2'04.908	250,0	15:21'03.753
4	33.022	15.890	28.822	23.322	1'41.056	242,7	15:22'44.809
5	32.850	15.750	28.892	23.325	1'40.817	241,6	15:24'25.626
6	33.033	15.773	28.988	23.342	1'41.136	242,2	15:26'06.762
7	33.018	15.613	28.841	34.584	1'52.056P	242,2	15:27'58.818

Race Time 12'24.746

RET 68 L. POWER [1'40.246]							
Lap	Seg.1	Seg.2	Seg.3	Seg.4	Lap Time	km/h	Local Time
1		15.560	29.202	23.408	1'49.263	252,3	15:17'23.335
2	33.289	15.378	28.872	23.050	1'40.589	250,0	15:19'03.924
3	33.031	15.219	28.932	23.064	1'40.246	250,0	15:20'44.170
4	32.939	15.391	28.855	23.449	1'40.634	248,3	15:22'24.804

Race Time 6'50.732

RET 17 J. MCPHEE [1'39.870]							
Lap	Seg.1	Seg.2	Seg.3	Seg.4	Lap Time	km/h	Local Time
1		15.507	29.283	23.695	1'48.661	252,9	15:17'22.733
2	32.936	15.357	28.565	23.176	1'40.034	247,7	15:19'02.767
3	32.810	15.443	28.615	23.002	1'39.870	250,6	15:20'42.637

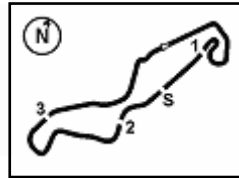
Race Time 5'08.565

22/04/2023

P = Pits In/Out - C = Lap Time Cancelled

These data/results cannot be reproduced, stored and/or transmitted in whole or in part by any manner of electronic, mechanical, photocopying, recording, broadcasting or otherwise now known or herein after developed without the previous express consent by the copyright owner, except for reproduction in daily press and regular printed publications on sale to the public within 60 days of the event related to those data/results and always provided that copyright symbol appears together as follows below.

© DORNA WSBK ORGANIZATION Srl 2023



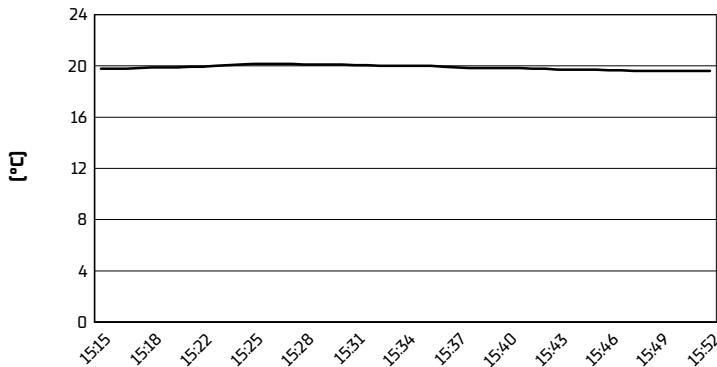
TT Circuit Assen 4.542 m

Pirelli Dutch Round, 21-23 April 2023

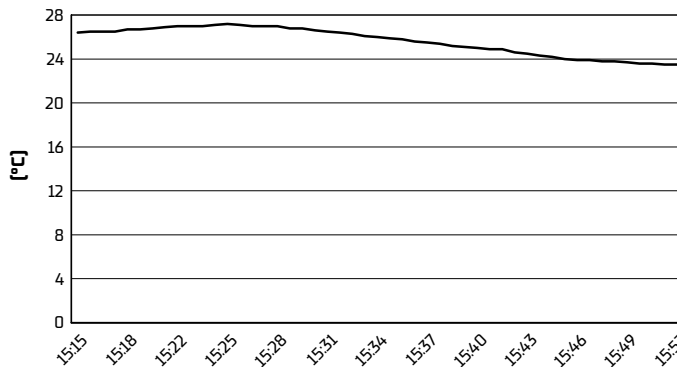
Weather Report Race 1

Session started 15:16 - Session ended 15:53

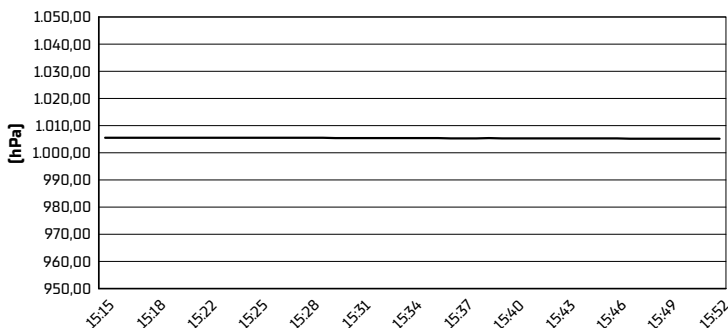
Air Temperature



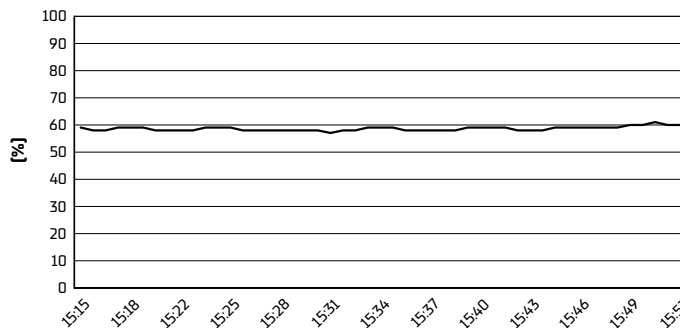
Track Temperature



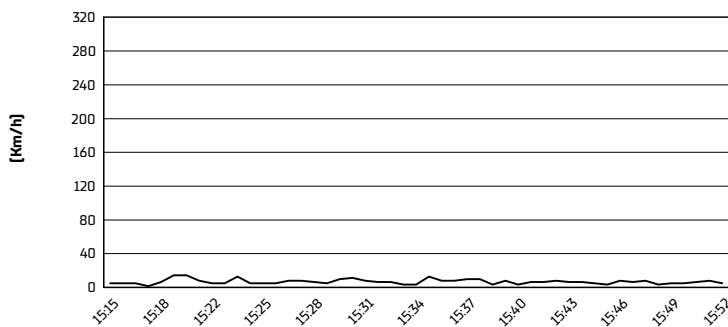
Air Pressure



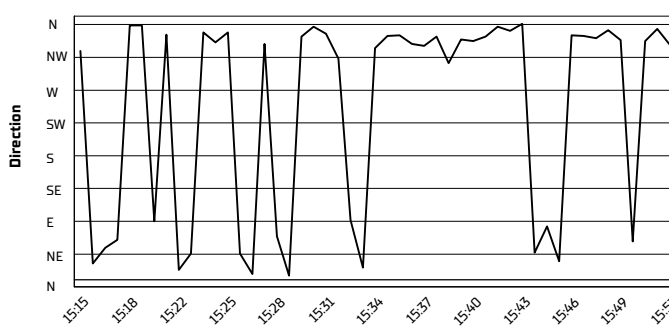
Humidity



Wind Speed



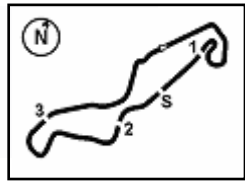
Wind Direction



22/04/2023

These data/results cannot be reproduced, stored and/or transmitted in whole or in part by any manner of electronic, mechanical, photocopying, recording, broadcasting or otherwise now known or herein after developed without the previous express consent by the copyright owner, except for reproduction in daily press and regular printed publications on sale to the public within 60 days of the event related to those data/results and always provided that copyright symbol appears together as follows below.

© DORNA WSBK ORGANIZATION Srl 2023



Pirelli Dutch Round, 21-23 April 2023
Manufacturers Standings

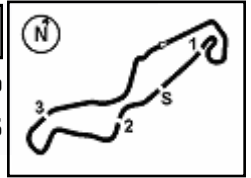
TT Circuit Assen 4.542 m

	Points	Points From First	Points From Previous	February 26 PHILLIP ISLAND		March 5 MANDALIKA		April 23 ASSEN	May 7 BARCELONA	June 4 MISANO	July 2 DONINGTON PARK	July 26 MOST	September 10 MAGNY-COURS	September 24 ARAGON	October 1 PORTIMAO	October 15 VILLICUM	December 26 TBA				
				1	2	1	2	1	2	1	2	1	2	1	2	1	2	1	2	1	2
1	120			25	25	20	25	25													
				1	1	1	1	1													
2	86	34		20	20	10	20	16													
				2	2	3	2	2													
3	79	41	7	16	16	25	13	9													
				3	3	2	2	3													
4	66	54	13	9	13	13	11	20													
				6	4	5	4	4													
5	50	70	16	13	7	16	10	4													
				4	5	4	4	5													
6	17	103	33	11	1	2	3	6													
				5	6	6	6	6													

22/04/2023 First Line: Championship Standings - Second Line: Ranking Progression

These data/results cannot be reproduced, stored and/or transmitted in whole or in part by any manner of electronic, mechanical, photocopying, recording, broadcasting or otherwise now known or herein after developed without the previous express consent by the copyright owner, except for reproduction in daily press and regular printed publications on sale to the public within 60 days of the event related to those data/results and always provided that copyright symbol appears together as follows below.

© DORNA WSBK ORGANIZATION Srl 2023



Pirelli Dutch Round, 21-23 April 2023
Best Lap & Speed

TT Circuit Assen 4.542 m

1 / 2

No.	Rider	Nat	Best Lap		FP1		FP2		SP		RC1								
			LL	SPD	LL	SPD	LL	SPD	LL	SPD	LL	SPD							LL
1	11 N. BULEGA	ITA	1'36.900		1'38.438		1'37.596		1'36.900		1'37.831								
	Ducati Panigale V2		70	253,5	22	253,5	22	250,5	8	249,4	18	248,2							
2	64 F. CARICASULO	ITA	1'37.103		1'38.951		1'38.340		1'37.103		1'38.231								
	Ducati Panigale V2		71	256,5	20	256,5	23	250,5	10	251,1	18	255,3							
3	28 G. VAN STRAALEN	NED	1'37.588		1'38.927		1'38.532		1'37.588		1'38.100								
	Yamaha YZF R6		67	252,3	18	250,0	22	252,3	9	247,1	18	250,0							
4	61 C. ONCU	TUR	1'37.591		1'38.857		1'37.591		1'37.634		1'37.867								
	Kawasaki ZX-6R		66	254,1	19	254,1	22	254,1	7	250,0	18	252,9							
5	94 V. DEBISE	FRA	1'37.593		1'39.456		1'38.630		1'37.593		1'38.184								
	Yamaha YZF R6		72	254,1	21	254,1	23	248,8	10	250,5	18	251,7							
6	3 R. DE ROSA	ITA	1'37.703		1'39.198		1'38.225		1'37.703		1'38.083								
	Ducati Panigale V2		59	253,5	13	250,0	20	253,5	8	249,4	18	252,3							
7	55 Y. MONTELLA	ITA	1'37.789		1'38.954		1'38.172		1'37.789		1'38.121								
	Ducati Panigale V2		63	250,5	18	248,8	18	249,4	9	247,1	18	250,5							
8	62 S. MANZI	ITA	1'37.876		1'38.316		1'38.537		1'37.876		1'38.139								
	Yamaha YZF R6		63	253,5	21	250,0	16	247,7	8	245,4	18	253,5							
9	23 M. SCHROETTER	GER	1'37.878		1'38.587		1'38.695		1'37.878		1'38.058								
	MV Agusta F3 800 RR		62	255,3	17	254,7	17	251,7	10	255,3	18	255,3							
10	9 J. NAVARRO	ESP	1'38.185		1'38.817		1'38.433		1'38.185		1'38.472								
	Yamaha YZF R6		50	251,7	13	250,0	10	250,0	9	249,4	18	251,7							
11	99 A. HUERTAS	ESP	1'38.231		1'39.686		1'38.520		1'38.231		1'38.696								
	Kawasaki ZX-6R		54	257,7	13	254,7	15	252,3	8	257,7	18	254,1							
12	54 B. SOFUOGLU	TUR	1'38.243		1'39.485		1'38.583		1'38.243		1'38.408								
	MV Agusta F3 800 RR		71	257,7	21	257,1	22	252,9	10	254,1	18	257,7							
13	66 N. TUULI	FIN	1'38.349		1'39.284		1'38.445		1'38.349		1'38.727								
	Triumph Street Triple RS 765		60	257,1	17	257,1	16	254,1	9	252,3	18	255,9							
14	69 T. BOOTH-AMOS	GBR	1'38.704		1'39.386		1'38.704		1'39.165		1'39.016								
	Kawasaki ZX-6R		60	252,3	16	250,5	19	249,4	7	248,8	18	252,3							
15	29 N. SPINELLI	ITA	1'38.864		1'41.507		1'40.083		1'38.864		1'39.477								
	Yamaha YZF R6		58	251,1	16	245,4	19	247,7	9	247,7	14	251,1							
16	19 A. MANTOVANI	ITA	1'38.964		1'40.055		1'40.379		1'39.076		1'38.964								
	Yamaha YZF R6		69	251,7	21	251,7	20	248,2	10	247,7	18	251,1							
17	40 S. CORSI	ITA	1'38.973		1'39.662		1'39.718		1'39.746		1'38.973								
	Yamaha YZF R6		58	249,4	16	243,7	15	247,1	9	248,2	18	249,4							
18	24 A. WONGTHANANON	THA	1'38.999		1'40.443		1'39.610		1'38.999		1'39.241								
	Yamaha YZF R6		48	252,9	18	252,9	14	250,5	9	249,4	7	251,7							
19	71 T. EDWARDS	AUS	1'39.177		1'40.306		1'40.103		1'39.728		1'39.177								
	Yamaha YZF R6		61	251,7	20	251,7	18	251,7	9	247,7	14	251,7							
20	32 O. BAYLISS	AUS	1'39.400				1'41.650		1'39.400		1'39.577								
	Ducati Panigale V2		35	251,7			14	247,7	9	251,7	12	250,5							
21	73 M. KOFLER	AUT	1'39.479		1'41.465		1'39.936		1'39.727		1'39.479								
	Ducati Panigale V2		63	255,3	17	255,3	19	247,7	9	252,9	18	252,9							
22	22 F. FULIGNI	ITA	1'39.528		1'41.607		1'40.337		1'39.528		1'39.728								
	Ducati Panigale V2		59	251,7	14	251,7	19	247,1	8	245,4	18	249,4							
23	51 A. SARMOON	THA	1'39.627		1'40.401		1'40.464		1'39.627		1'40.000								
	Yamaha YZF R6		65	254,7	19	254,7	20	248,8	8	251,7	18	252,3							
24	95 T. MACKENZIE	GBR	1'39.715		1'41.125		1'40.459		1'39.715		1'40.414								
	Honda CBR600RR		53	247,1	14	243,2	14	241,6	7	242,7	18	247,1							
25	17 J. MCPHEE	GBR	1'39.802		1'40.545		1'39.969		1'39.802		1'39.870								
	Kawasaki ZX-6R		45	255,3	19	255,3	15	250,0	8	250,0	3	252,9							

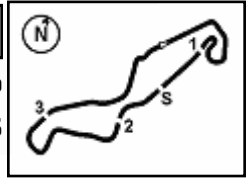
22/04/2023

These data/results cannot be reproduced, stored and/or transmitted in whole or in part by any manner of electronic, mechanical, photocopying, recording, broadcasting or otherwise now known or herein after developed without the previous express consent by the copyright owner, except for reproduction in daily press and regular printed publications on sale to the public within 60 days of the event related to those data/results and always provided that copyright symbol appears together as follows below.

© DORNA WSBK ORGANIZATION Srl 2023

FICR PERUGIA TIMING





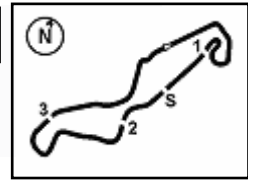
Pirelli Dutch Round, 21-23 April 2023
Best Lap & Speed

No.	Rider	Nat	Best Lap		FP1		FP2		SP		RC1							
			LL	SPD	LL	SPD	LL	SPD	LL	SPD	LL	SPD						
26	4 H. TRUELOVE Triumph Street Triple RS 765	GBR	1'39.935 64 255,9		1'40.810 19 254,1		1'40.409 18 252,3		1'40.353 9 252,9		1'39.935 18 255,9							
27	68 L. POWER Kawasaki ZX-6R	AUS	1'39.981 51 252,3		1'41.258 19 251,7		1'40.003 18 247,1		1'39.981 10 246,0		1'40.246 4 252,3							
28	7 A. NORRODIN Honda CBR600RR	MAS	1'40.465 59 245,4		1'42.243 17 243,2		1'41.273 15 241,0		1'40.465 9 243,2		1'40.500 18 245,4							
29	16 Y. OKAYA Kawasaki ZX-6R	JPN	1'40.993 54 252,9		1'42.718 21 252,9		1'41.271 5 250,5		1'40.993 10 249,4		1'41.006 18 251,1							
30	27 A. DIAZ Yamaha YZF R6	ESP	1'42.219 25 248,8				1'42.576 19 248,2		1'42.219 6 248,8									
31	98 M. ABE Yamaha YZF R6	JPN	1'42.298 42 245,4		1'44.676 19 245,4		1'42.885 22 245,4		1'42.298 1 243,2									

22/04/2023

These data/results cannot be reproduced, stored and/or transmitted in whole or in part by any manner of electronic, mechanical, photocopying, recording, broadcasting or otherwise now known or herein after developed without the previous express consent by the copyright owner, except for reproduction in daily press and regular printed publications on sale to the public within 60 days of the event related to those data/results and always provided that copyright symbol appears together as follows below.

© DORNA WSBK ORGANIZATION Srl 2023



TT Circuit Assen 4.542 m

Pirelli Dutch Round, 21-23 April 2023
Pirelli Best Lap Award

	Points	Points From First	Points From Previous	February 26 PHILLIP ISLAND	March 5 MANDALIKA	April 23 ASSEN	May 7 BARCELONA	June 4 MISANO	July 2 DONINGTON PARK	July 26 MOST	September 10 MAGNY-COURS	September 24 ARAGON	October 1 PORTIMAO	October 15 VILLICUM	December 26 TBA			
1 BULEGA Nicolo (ITA)	2			1		1												
2 MANZI Stefano (ITA)	2	0		1	1													
3 ONCU Can (TUR)	1	1	1		1													

22/04/2023 First Line: Championship Standings - Second Line: Ranking Progression
These data/results cannot be reproduced, stored and/or transmitted in whole or in part by any manner of electronic, mechanical, photocopying, recording, broadcasting or otherwise now known or herein after developed without the previous express consent by the copyright owner, except for reproduction in daily press and regular printed publications on sale to the public within 60 days of the event related to those data/results and always provided that copyright symbol appears together as follows below.
© DORNA WSBK ORGANIZATION Srl 2023

