

TT Circuit Assen 4.542 m

1 / 4

Pirelli Dutch Round, 21-23 April 2023
Lap Chart Race 1

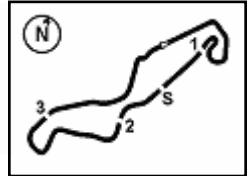
		Lap																	
		1	2	3	4	5	6	7	8	9	10	11	12	13	14	15	16	17	18
1	11	11	11	11	11	11	11	11	11	11	11	11	11	11	11	11	11	11	11
2	64	61	61	61	61	61	61	61	61	61	61	61	61	28	28	28	28	28	23
3	61	64	64	64	64	28	28	28	28	28	28	28	28	61	61	61	23	23	28
4	94	28	28	28	28	64	64	64	94	94	94	94	94	94	23	61	94	94	
5	28	94	94	94	94	94	94	94	64	64	64	64	23	23	94	94	62	62	
6	3	62	3	3	3	3	3	3	23	23	23	23	23	64	64	62	64	64	
7	62	3	62	62	62	62	23	62	62	62	62	62	62	62	64	64	61	61	
8	23	23	23	23	23	23	23	62	3	3	3	55	55	55	55	55	55	55	
9	55	55	55	55	55	55	55	55	55	55	55	3	3	3	3	3	3	3	
10	9	9	9	9	9	9	9	9	9	9	9	9	9	9	9	9	9	9	
11	32	24	69	54	99	99	99	54	54	66	66	66	66	66	66	66	66	66	54
12	24	32	54	99	54	54	99	66	54	54	99	99	99	99	99	99	99	99	99
13	29	69	99	69	66	66	66	66	99	99	99	54	54	54	54	54	54	54	66
14	69	54	66	66	69	69	69	69	69	69	69	69	69	69	69	69	69	69	69
15	19	40	32	32	32	19	19	40	40	40	40	40	40	40	40	40	19	19	
16	40	66	19	40	40	40	19	19	19	19	19	19	19	19	19	19	40	40	
17	54	99	40	19	19	71	71	71	71	71	71	71	71	71	22	22	22	22	
18	66	29	29	29	71	29	73	29	29	29	29	29	29	29	29	73	73	73	73
19	99	19	73	73	29	73	29	73	73	73	73	22	22	22	51	51	4	51	
20	73	73	71	71	73	32	22	32	22	22	22	73	73	73	4	4	51	95	
21	95	71	17	22	22	22	32	22	32	51	51	51	51	51	95	95	95	4	
22	71	95	95	95	51	51	51	51	51	32	4	4	4	4	7	7	7	7	
23	51	17	22	51	95	4	4	4	4	4	4	95	95	95	16	16	16	16	
24	17	22	51	68	4	95	95	95	95	95	7	7	7						
25	22	51	68	4	7	7	7	7	7	7	7	16	16	16					
26	7	7	7	7	16	16	16	16	16	16	16	32							
27	16	68	4	16	24	24													
28	68	16	16	24															
29	4	4	24																

Final Result		
1	11 N. BULEGA	Laps 18
2	23 M. SCHROETTER	4.017
3	28 G. VAN STRAALLEN	4.124
4	94 V. DEBISE	4.231
5	62 S. MANZI	4.383
6	64 F. CARICASULO	4.655
7	61 C. ONCU	6.116
8	55 Y. MONTELLA	7.895
9	3 R. DE ROSA	10.670
10	9 J. NAVARRO	12.744
11	54 B. SOFUOGLU	16.364
12	66 N. TUULI	16.852
13	99 A. HUERTAS (P)	16.860
14	19 A. MANTOVANI	23.891
15	69 T. BOOTH-AMOS (P)	23.900
16	40 S. CORSI	24.101
17	22 F. FULIGNI	40.824
18	73 M. KOFLER	48.775
19	51 A. SARMOON	48.936
20	95 T. MACKENZIE	49.133
21	4 H. TRUDELVE	49.225
22	7 A. NORRODIN	54.917
23	16 Y. OKAYA	1'02.788
RET	71 T. EDWARDS	4 Laps
RET	29 N. SPINELLI	4 Laps
RET	32 O. BAYLISS	6 Laps
RET	24 A. WONGTHANONN	11 Laps
RET	68 L. POWER	14 Laps
RET	17 J. MCPHEE	15 Laps

22/04/2023

These data/results cannot be reproduced, stored and/or transmitted in whole or in part by any manner of electronic, mechanical, photocopying, recording, broadcasting or otherwise now known or herein after developed without the previous express consent by the copyright owner, except for reproduction in daily press and regular printed publications on sale to the public within 60 days of the event related to those data/results and always provided that copyright symbol appears together as follows below.

© DORNA WSBK ORGANIZATION Srl 2023



Pirelli Dutch Round, 21-23 April 2023
Lap Chart Race 1

TT Circuit Assen 4.542 m

2 / 4

Lap 1

1	11	N.Bulega	1'42.714
2	64	F.Caricasulo	0.355
3	61	C.Oncu	0.570
4	94	V.Debise	0.709
5	28	G.van Straalen	0.867
6	3	R.De Rosa	1.170
7	62	S.Manzi	1.284
8	23	M.Schroetter	1.779
9	55	Y.Montella	2.142
10	9	J.Navarro	2.354
11	32	O.Bayliss	2.679
12	24	A.Wongthananon	2.818
13	29	N.Spinelli	3.164
14	69	T.Booth-Amos	3.266
15	19	A.Mantovani	3.587
16	40	S.Corsi	3.789
17	54	B.Sofuoglu	4.005
18	66	N.Tuuli	4.531
19	99	A.Huertas	4.730
20	73	M.Kofler	4.799
21	95	T.Mackenzie	5.291
22	71	T.Edwards	5.632
23	51	A.Sarmoon	5.762
24	17	J.McPhee	5.947
25	22	F.Fuligni	6.214
26	7	A.Norrodin	6.308
27	16	Y.Okaya	6.517
28	68	L.Power	6.549
29	4	H.Truelove	6.569

11	69	T.Booth-Amos	6.230
12	54	B.Sofuoglu	6.753
13	99	A.Huertas	7.044
14	66	N.Tuuli	7.143
15	32	O.Bayliss	7.555
16	19	A.Mantovani	8.002
17	40	S.Corsi	8.170
18	29	N.Spinelli	8.330
19	73	M.Kofler	8.636
20	71	T.Edwards	8.954
21	17	J.McPhee	9.844
22	95	T.Mackenzie	10.407
23	22	F.Fuligni	10.693
24	51	A.Sarmoon	11.244
25	68	L.Power	11.377
26	7	A.Norrodin	12.115
27	4	H.Truelove	12.304
28	16	Y.Okaya	13.350
29	24	A.Wongthananon	30.960

23	95	T.Mackenzie	16.648
24	4	H.Truelove	17.759
25	7	A.Norrodin	18.062
26	16	Y.Okaya	20.368
27	24	A.Wongthananon	36.986

Lap 6

1	11	N.Bulega	9'52.495
2	61	C.Oncu	0.453
3	28	G.van Straalen	2.595
4	64	F.Caricasulo	2.759
5	94	V.Debise	2.965
6	3	R.De Rosa	3.092
7	62	S.Manzi	3.896
8	23	M.Schroetter	4.146
9	55	Y.Montella	4.871
10	9	J.Navarro	6.206
11	99	A.Huertas	9.765
12	54	B.Sofuoglu	9.989
13	66	N.Tuuli	10.150
14	69	T.Booth-Amos	12.559
15	19	A.Mantovani	13.085
16	40	S.Corsi	13.322
17	71	T.Edwards	13.611
18	29	N.Spinelli	14.466
19	73	M.Kofler	14.591
20	32	O.Bayliss	15.237
21	22	F.Fuligni	17.715
22	51	A.Sarmoon	18.916
23	4	H.Truelove	19.913
24	95	T.Mackenzie	20.087
25	7	A.Norrodin	20.635
26	16	Y.Okaya	24.447
27	24	A.Wongthananon	40.195

9	55	Y.Montella	5.738
10	9	J.Navarro	7.131
11	54	B.Sofuoglu	11.566
12	99	A.Huertas	11.667
13	66	N.Tuuli	11.797
14	69	T.Booth-Amos	16.569
15	40	S.Corsi	16.850
16	19	A.Mantovani	16.997
17	71	T.Edwards	17.209
18	29	N.Spinelli	18.295
19	73	M.Kofler	18.805
20	32	O.Bayliss	21.793
21	22	F.Fuligni	21.943
22	51	A.Sarmoon	23.642
23	4	H.Truelove	23.863
24	95	T.Mackenzie	25.133
25	7	A.Norrodin	26.101
26	16	Y.Okaya	32.337

Lap 9

1	11	N.Bulega	14'46.599
2	61	C.Oncu	0.936
3	28	G.van Straalen	3.218
4	94	V.Debise	4.617
5	64	F.Caricasulo	4.850
6	23	M.Schroetter	5.399
7	62	S.Manzi	5.556
8	3	R.De Rosa	5.562
9	55	Y.Montella	6.323
10	9	J.Navarro	7.754
11	54	B.Sofuoglu	12.989
12	66	N.Tuuli	13.101
13	99	A.Huertas	13.286
14	69	T.Booth-Amos	17.759
15	40	S.Corsi	18.069
16	19	A.Mantovani	18.297
17	71	T.Edwards	18.477
18	29	N.Spinelli	19.871
19	73	M.Kofler	20.861
20	22	F.Fuligni	23.977
21	32	O.Bayliss	24.571
22	51	A.Sarmoon	25.957
23	4	H.Truelove	26.141
24	95	T.Mackenzie	27.588
25	7	A.Norrodin	28.834
26	16	Y.Okaya	36.269

Lap 2

1	11	N.Bulega	3'20.691
2	61	C.Oncu	0.480
3	64	F.Caricasulo	0.804
4	28	G.van Straalen	1.179
5	94	V.Debise	1.430
6	62	S.Manzi	1.626
7	3	R.De Rosa	1.885
8	23	M.Schroetter	2.104
9	55	Y.Montella	2.913
10	9	J.Navarro	3.358
11	24	A.Wongthananon	4.082
12	32	O.Bayliss	4.493
13	69	T.Booth-Amos	4.808
14	54	B.Sofuoglu	5.583
15	40	S.Corsi	5.629
16	66	N.Tuuli	5.703
17	99	A.Huertas	5.902
18	29	N.Spinelli	6.213
19	19	A.Mantovani	6.242
20	73	M.Kofler	6.660
21	71	T.Edwards	7.073
22	95	T.Mackenzie	7.799
23	17	J.McPhee	8.004
24	22	F.Fuligni	8.244
25	51	A.Sarmoon	8.534
26	7	A.Norrodin	9.049
27	68	L.Power	9.161
28	16	Y.Okaya	9.964
29	4	H.Truelove	10.037

Lap 4

1	11	N.Bulega	6'36.552
2	61	C.Oncu	0.362
3	64	F.Caricasulo	1.430
4	28	G.van Straalen	1.779
5	94	V.Debise	2.236
6	3	R.De Rosa	2.574
7	62	S.Manzi	2.993
8	23	M.Schroetter	3.369
9	55	Y.Montella	4.082
10	9	J.Navarro	4.867
11	54	B.Sofuoglu	7.844
12	99	A.Huertas	7.909
13	69	T.Booth-Amos	8.136
14	66	N.Tuuli	8.222
15	32	O.Bayliss	9.301
16	40	S.Corsi	9.678
17	19	A.Mantovani	9.733
18	29	N.Spinelli	10.123
19	73	M.Kofler	10.284
20	71	T.Edwards	10.525
21	22	F.Fuligni	13.409
22	95	T.Mackenzie	13.738
23	51	A.Sarmoon	13.922
24	68	L.Power	14.180
25	4	H.Truelove	14.987
26	7	A.Norrodin	15.191
27	16	Y.Okaya	16.694
28	24	A.Wongthananon	34.185

Lap 7

1	11	N.Bulega	11'30.599
2	61	C.Oncu	0.322
3	28	G.van Straalen	2.794
4	64	F.Caricasulo	3.278
5	94	V.Debise	3.587
6	3	R.De Rosa	3.947
7	62	S.Manzi	4.002
8	23	M.Schroetter	4.165
9	55	Y.Montella	5.377
10	9	J.Navarro	6.574
11	99	A.Huertas	10.659
12	54	B.Sofuoglu	10.798
13	66	N.Tuuli	10.944
14	69	T.Booth-Amos	14.755
15	19	A.Mantovani	14.788
16	40	S.Corsi	14.871
17	71	T.Edwards	15.193
18	73	M.Kofler	16.532
19	29	N.Spinelli	16.566
20	22	F.Fuligni	19.685
21	32	O.Bayliss	19.716
22	51	A.Sarmoon	21.192
23	4	H.Truelove	21.744
24	95	T.Mackenzie	22.681
25	7	A.Norrodin	23.180
26	16	Y.Okaya	28.676
27	24	A.Wongthananon	54.147

Lap 10

1	11	N.Bulega	16'24.823
2	61	C.Oncu	1.466
3	28	G.van Straalen	3.282
4	94	V.Debise	4.804
5	64	F.Caricasulo	4.981
6	23	M.Schroetter	5.706
7	62	S.Manzi	5.992
8	3	R.De Rosa	6.192
9	55	Y.Montella	6.661
10	9	J.Navarro	8.267
11	66	N.Tuuli	13.670
12	54	B.Sofuoglu	13.825
13	99	A.Huertas	14.070
14	69	T.Booth-Amos	18.659
15	40	S.Corsi	18.959
16	19	A.Mantovani	19.153
17	71	T.Edwards	19.430
18	29	N.Spinelli	21.124
19	73	M.Kofler	23.572
20	22	F.Fuligni	25.533
21	32	O.Bayliss	27.403
22	51	A.Sarmoon	27.733
23	4	H.Truelove	28.338
24	95	T.Mackenzie	29.863
25	7	A.Norrodin	31.444

Lap 5

1	11	N.Bulega	8'14.568
2	61	C.Oncu	0.322
3	64	F.Caricasulo	1.823
4	28	G.van Straalen	1.936
5	94	V.Debise	2.444
6	3	R.De Rosa	2.684
7	62	S.Manzi	3.448
8	23	M.Schroetter	3.798
9	55	Y.Montella	4.364
10	9	J.Navarro	5.409
11	99	A.Huertas	8.821
12	54	B.Sofuoglu	8.994
13	66	N.Tuuli	9.350
14	69	T.Booth-Amos	9.434
15	32	O.Bayliss	11.125
16	40	S.Corsi	11.257
17	19	A.Mantovani	11.376
18	71	T.Edwards	11.985
19	29	N.Spinelli	12.096
20	73	M.Kofler	12.560
21	22	F.Fuligni	15.744
22	51	A.Sarmoon	16.526

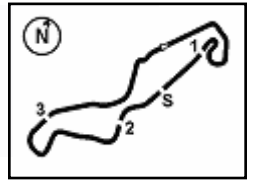
Lap 8

1	11	N.Bulega	13'08.561
2	61	C.Oncu	0.614
3	28	G.van Straalen	2.932
4	64	F.Caricasulo	3.620
5	94	V.Debise	3.809
6	3	R.De Rosa	4.215
7	23	M.Schroetter	4.540
8	62	S.Manzi	4.825

22/04/2023

These data/results cannot be reproduced, stored and/or transmitted in whole or in part by any manner of electronic, mechanical, photocopying, recording, broadcasting or otherwise now known or herein after developed without the previous express consent by the copyright owner, except for reproduction in daily press and regular printed publications on sale to the public within 60 days of the event related to those data/results and always provided that copyright symbol appears together as follows below.

© DORNA WSBK ORGANIZATION Srl 2023



TT Circuit Assen 4.542 m

3 / 4

Pirelli Dutch Round, 21-23 April 2023 Lap Chart Race 1

26 **16** Y.Okaya 39.337

Lap 11

1	11	N.Bulega	18'02.941
2	61	C.Oncu	2.172
3	28	G.van Straalen	3.544
4	94	V.Debise	5.098
5	64	F.Caricasulo	5.229
6	23	M.Schroetter	5.646
7	62	S.Manzi	6.155
8	3	R.De Rosa	6.401
9	55	Y.Montella	6.743
10	9	J.Navarro	8.771
11	66	N.Tuuli	14.482
12	54	B.Sofuoglu	14.678
13	99	A.Huertas	14.942
14	69	T.Booth-Amos	19.853
15	40	S.Corsi	20.224
16	19	A.Mantovani	20.454
17	71	T.Edwards	20.640
18	29	N.Spinelli	22.750
19	73	M.Kofler	26.966
20	22	F.Fuligni	27.143
21	51	A.Sarmoon	30.541
22	32	O.Bayliss	30.805
23	4	H.Truelove	30.897
24	95	T.Mackenzie	32.578
25	7	A.Norrodin	34.480
26	16	Y.Okaya	42.553

Lap 12

1	11	N.Bulega	19'41.509
2	61	C.Oncu	3.187
3	28	G.van Straalen	3.401
4	94	V.Debise	5.088
5	64	F.Caricasulo	5.247
6	23	M.Schroetter	5.518
7	62	S.Manzi	6.300
8	55	Y.Montella	6.908
9	3	R.De Rosa	7.034
10	9	J.Navarro	9.029
11	66	N.Tuuli	14.893
12	99	A.Huertas	15.234
13	54	B.Sofuoglu	16.353
14	69	T.Booth-Amos	20.329
15	40	S.Corsi	20.629
16	19	A.Mantovani	20.850
17	71	T.Edwards	21.841
18	29	N.Spinelli	23.993
19	22	F.Fuligni	29.255
20	73	M.Kofler	29.805
21	51	A.Sarmoon	32.824
22	4	H.Truelove	33.097
23	95	T.Mackenzie	34.572
24	7	A.Norrodin	37.091
25	16	Y.Okaya	45.143
26	32	O.Bayliss	45.688

Lap 13

1	11	N.Bulega	21'20.236
2	28	G.van Straalen	3.390
3	61	C.Oncu	3.832
4	94	V.Debise	4.917
5	23	M.Schroetter	5.122
6	64	F.Caricasulo	5.263
7	62	S.Manzi	6.049
8	55	Y.Montella	6.302
9	3	R.De Rosa	7.019
10	9	J.Navarro	9.257
11	66	N.Tuuli	14.920
12	99	A.Huertas	15.640
13	54	B.Sofuoglu	16.584
14	69	T.Booth-Amos	20.618

15 **40** S.Corsi 21.103

16	19	A.Mantovani	21.312
17	71	T.Edwards	23.863
18	29	N.Spinelli	25.141
19	22	F.Fuligni	30.615
20	73	M.Kofler	32.238
21	51	A.Sarmoon	35.110
22	4	H.Truelove	35.428
23	95	T.Mackenzie	36.822
24	7	A.Norrodin	39.765
25	16	Y.Okaya	47.574

Lap 14

1	11	N.Bulega	22'58.937
2	28	G.van Straalen	3.218
3	61	C.Oncu	3.889
4	94	V.Debise	4.796
5	23	M.Schroetter	4.907
6	64	F.Caricasulo	5.071
7	62	S.Manzi	5.517
8	55	Y.Montella	5.787
9	3	R.De Rosa	7.267
10	9	J.Navarro	9.773
11	66	N.Tuuli	15.138
12	99	A.Huertas	15.814
13	54	B.Sofuoglu	16.739
14	69	T.Booth-Amos	21.115
15	40	S.Corsi	21.602
16	19	A.Mantovani	21.786
17	71	T.Edwards	25.540
18	29	N.Spinelli	26.166
19	22	F.Fuligni	32.183
20	73	M.Kofler	35.429
21	51	A.Sarmoon	37.251
22	4	H.Truelove	37.591
23	95	T.Mackenzie	38.875
24	7	A.Norrodin	42.719
25	16	Y.Okaya	49.879

Lap 15

1	11	N.Bulega	24'37.713
2	28	G.van Straalen	3.019
3	61	C.Oncu	4.406
4	23	M.Schroetter	4.686
5	94	V.Debise	4.951
6	62	S.Manzi	5.198
7	64	F.Caricasulo	5.441
8	55	Y.Montella	5.761
9	3	R.De Rosa	8.125
10	9	J.Navarro	10.415
11	66	N.Tuuli	15.319
12	99	A.Huertas	15.903
13	54	B.Sofuoglu	16.716
14	69	T.Booth-Amos	21.656
15	40	S.Corsi	22.221
16	19	A.Mantovani	22.483
17	22	F.Fuligni	34.185
18	73	M.Kofler	38.929
19	51	A.Sarmoon	39.466
20	4	H.Truelove	39.797
21	95	T.Mackenzie	41.031
22	7	A.Norrodin	45.594
23	16	Y.Okaya	54.336

Lap 16

1	11	N.Bulega	26'16.544
2	28	G.van Straalen	3.319
3	23	M.Schroetter	4.481
4	61	C.Oncu	4.665
5	94	V.Debise	4.942
6	62	S.Manzi	5.075
7	64	F.Caricasulo	5.247
8	55	Y.Montella	5.639

9 **3** R.De Rosa 8.761

10	9	J.Navarro	10.893
11	66	N.Tuuli	15.517
12	99	A.Huertas	15.919
13	54	B.Sofuoglu	16.543
14	69	T.Booth-Amos	22.179
15	40	S.Corsi	22.638
16	19	A.Mantovani	22.770
17	22	F.Fuligni	35.881
18	73	M.Kofler	42.304
19	51	A.Sarmoon	42.438
20	4	H.Truelove	42.789
21	95	T.Mackenzie	43.067
22	7	A.Norrodin	48.407
23	16	Y.Okaya	57.105

Lap 17

1	11	N.Bulega	27'55.183
2	28	G.van Straalen	3.783
3	23	M.Schroetter	4.400
4	94	V.Debise	4.602
5	62	S.Manzi	4.954
6	64	F.Caricasulo	5.452
7	61	C.Oncu	5.588
8	55	Y.Montella	6.091
9	3	R.De Rosa	9.754
10	9	J.Navarro	11.765
11	66	N.Tuuli	15.906
12	99	A.Huertas	16.051
13	54	B.Sofuoglu	16.312
14	69	T.Booth-Amos	23.068
15	19	A.Mantovani	23.378
16	40	S.Corsi	23.711
17	22	F.Fuligni	38.755
18	73	M.Kofler	45.936
19	4	H.Truelove	46.134
20	51	A.Sarmoon	46.403
21	95	T.Mackenzie	46.513
22	7	A.Norrodin	51.718
23	16	Y.Okaya	1'00.599

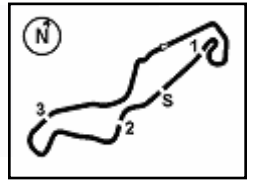
Lap 18

1	11	N.Bulega	29'34.290
2	23	M.Schroetter	4.017
3	28	G.van Straalen	4.124
4	94	V.Debise	4.231
5	62	S.Manzi	4.383
6	64	F.Caricasulo	4.655
7	61	C.Oncu	6.116
8	55	Y.Montella	7.895
9	3	R.De Rosa	10.670
10	9	J.Navarro	12.744
11	54	B.Sofuoglu	16.364
12	99	A.Huertas	16.831
13	66	N.Tuuli	16.852
14	69	T.Booth-Amos	23.776
15	19	A.Mantovani	23.891
16	40	S.Corsi	24.101
17	22	F.Fuligni	40.824
18	73	M.Kofler	48.775
19	51	A.Sarmoon	48.936
20	95	T.Mackenzie	49.133
21	4	H.Truelove	49.225
22	7	A.Norrodin	54.917
23	16	Y.Okaya	1'02.788

22/04/2023

These data/results cannot be reproduced, stored and/or transmitted in whole or in part by any manner of electronic, mechanical, photocopying, recording, broadcasting or otherwise now known or herein after developed without the previous express consent by the copyright owner, except for reproduction in daily press and regular printed publications on sale to the public within 60 days of the event related to those data/results and always provided that copyright symbol appears together as follows below.

© DORNA WSBK ORGANIZATION Srl 2023



Pirelli Dutch Round, 21-23 April 2023
Lap Chart Race 1

Race Pace Comparison

	11 Bul	23 Sch	28 vSt	94 Deb	62 Man	64 Car	61 Onc	55 Mon	3 DeR	9 Nav	54 Sof	66 Tuu	99 Hue	19 Mat
1	1'42.714	1'44.493	1'43.581	1'43.423	1'43.998	1'43.069	1'43.284	1'44.856	1'43.884	1'45.068	1'46.719	1'47.245	1'47.444	1'46.301
2	1'37.977	1'38.302	1'38.289	1'38.698	1'38.319	1'38.426	1'37.887	1'38.748	1'38.692	1'38.981	1'39.555	1'39.149	1'39.149	1'40.632
3	1'38.030	1'38.861	1'38.301	1'38.347	1'39.089	1'38.231	1'37.867	1'38.547	1'38.467	1'38.746	1'39.200	1'39.470	1'39.172	1'39.790
4	1'37.831	1'38.265	1'38.160	1'38.320	1'38.139	1'38.256	1'37.876	1'38.483	1'38.083	1'38.624	1'38.922	1'38.910	1'38.696	1'39.562
5	1'38.016	1'38.445	1'38.173	1'38.224	1'38.471	1'38.409	1'37.976	1'38.298	1'38.126	1'38.558	1'39.166	1'39.144	1'38.928	1'39.659
6	1'37.927	1'38.275	1'38.586	1'38.448	1'38.375	1'38.863	1'38.058	1'38.434	1'38.335	1'38.724	1'38.922	1'38.727	1'38.871	1'39.636
7	1'38.104	1'38.123	1'38.303	1'38.726	1'38.210	1'38.623	1'37.973	1'38.610	1'38.959	1'38.472	1'38.913	1'38.898	1'38.998	1'39.807
8	1'37.962	1'38.337	1'38.100	1'38.184	1'38.785	1'38.304	1'38.254	1'38.323	1'38.230	1'38.519	1'38.730	1'38.815	1'38.970	1'40.171
9	1'38.038	1'38.897	1'38.324	1'38.846	1'38.769	1'39.268	1'38.360	1'38.623	1'39.385	1'38.661	1'39.461	1'39.342	1'39.657	1'39.338
10	1'38.224	1'38.531	1'38.288	1'38.411	1'38.660	1'38.355	1'38.754	1'38.562	1'38.854	1'38.737	1'39.060	1'38.793	1'39.008	1'39.080
11	1'38.118	1'38.058	1'38.380	1'38.412	1'38.281	1'38.366	1'38.824	1'38.200	1'38.327	1'38.622	1'38.971	1'38.930	1'38.990	1'39.419
12	1'38.568	1'38.440	1'38.425	1'38.558	1'38.713	1'38.586	1'39.583	1'38.733	1'39.201	1'38.826	1'40.243	1'38.979	1'38.860	1'38.964
13	1'38.727	1'38.331	1'38.716	1'38.556	1'38.476	1'38.743	1'39.372	1'38.121	1'38.712	1'38.955	1'38.958	1'38.754	1'39.133	1'39.189
14	1'38.701	1'38.486	1'38.529	1'38.580	1'38.169	1'38.509	1'38.758	1'38.186	1'38.949	1'39.217	1'38.856	1'38.919	1'38.875	1'39.175
15	1'38.776	1'38.555	1'38.577	1'38.931	1'38.457	1'39.146	1'39.293	1'38.750	1'39.634	1'39.418	1'38.753	1'38.957	1'38.865	1'39.473
16	1'38.831	1'38.626	1'39.131	1'38.822	1'38.708	1'38.637	1'39.090	1'38.709	1'39.467	1'39.309	1'38.658	1'39.029	1'38.847	1'39.118
17	1'38.639	1'38.558	1'39.103	1'38.299	1'38.518	1'38.844	1'39.562	1'39.091	1'39.632	1'39.511	1'38.408	1'39.028	1'38.771	1'39.247
18	1'39.107	1'38.724	1'39.448	1'38.736	1'38.536	1'38.310	1'39.635	1'40.911	1'40.023	1'40.086	1'39.159	1'40.053	1'39.887	1'39.620

	69 Boo	40 Car	22 Ful	73 Kof	51 Sar	95 Mac	4 Tru	7 Nor	16 Oka	71 Edw	29 Spi	32 Bay	24 Won	68 Paw
1	1'45.980	1'46.503	1'48.928	1'47.513	1'48.476	1'48.005	1'49.283	1'49.022	1'49.231	1'48.346	1'45.878	1'45.393	1'45.532	1'49.263
2	1'39.519	1'39.817	1'40.007	1'39.838	1'40.749	1'40.485	1'41.445	1'40.718	1'41.424	1'39.418	1'41.026	1'39.791	1'39.241	1'40.589
3	1'39.452	1'40.571	1'40.479	1'40.006	1'40.740	1'40.638	1'40.297	1'41.096	1'41.416	1'39.911	1'40.147	1'41.092	2'04.908	1'40.246
4	1'39.737	1'39.339	1'40.547	1'39.479	1'40.509	1'41.162	1'40.514	1'40.907	1'41.175	1'39.402	1'39.624	1'39.577	1'41.056	1'40.634
5	1'39.314	1'39.595	1'40.351	1'40.292	1'40.620	1'40.926	1'40.788	1'40.887	1'41.690	1'39.476	1'39.989	1'39.840	1'40.817	
6	1'41.052	1'39.992	1'39.898	1'39.958	1'40.317	1'41.366	1'40.081	1'40.500	1'42.006	1'39.553	1'40.297	1'42.039	1'41.136	
7	1'40.300	1'39.653	1'40.074	1'40.045	1'40.380	1'40.698	1'39.935	1'40.649	1'42.333	1'39.686	1'40.204	1'42.583	1'52.056	
8	1'39.776	1'39.941	1'40.220	1'40.235	1'40.412	1'40.414	1'40.081	1'40.883	1'41.623	1'39.978	1'39.691	1'40.039		
9	1'39.228	1'39.257	1'40.072	1'40.094	1'40.353	1'40.493	1'40.316	1'40.771	1'41.970	1'39.306	1'39.614	1'40.816		
10	1'39.124	1'39.114	1'39.780	1'40.935	1'40.000	1'40.499	1'40.421	1'40.834	1'41.292	1'39.177	1'39.477	1'41.056		
11	1'39.312	1'39.383	1'39.728	1'41.512	1'40.926	1'40.833	1'40.677	1'41.154	1'41.334	1'39.328	1'39.744	1'41.520		
12	1'39.044	1'38.973	1'40.680	1'41.407	1'40.851	1'40.562	1'40.768	1'41.179	1'41.158	1'39.769	1'39.811	1'53.451		
13	1'39.016	1'39.201	1'40.087	1'41.160	1'41.013	1'40.977	1'41.058	1'41.401	1'41.158	1'40.749	1'39.875			
14	1'39.198	1'39.200	1'40.269	1'41.892	1'40.842	1'40.754	1'40.864	1'41.655	1'41.006	1'40.378	1'39.726			
15	1'39.317	1'39.395	1'40.778	1'42.276	1'40.991	1'40.932	1'40.982	1'41.651	1'43.233					
16	1'39.354	1'39.248	1'40.527	1'42.206	1'41.803	1'40.867	1'41.823	1'41.644	1'41.600					
17	1'39.528	1'39.712	1'41.513	1'42.271	1'42.604	1'42.085	1'41.984	1'41.950	1'42.133					
18	1'39.815	1'39.497	1'41.176	1'41.946	1'41.640	1'41.727	1'42.198	1'42.306	1'41.296					

	17 McP
1	1'48.661
2	1'40.034
3	1'39.870

22/04/2023

These data/results cannot be reproduced, stored and/or transmitted in whole or in part by any manner of electronic, mechanical, photocopying, recording, broadcasting or otherwise now known or herein after developed without the previous express consent by the copyright owner, except for reproduction in daily press and regular printed publications on sale to the public within 60 days of the event related to those data/results and always provided that copyright symbol appears together as follows below.

© DORNA WSBK ORGANIZATION Srl 2023