

Pirelli Dutch Round, 21-23 April 2023
Chronological Analysis Race 2

TT Circuit Assen 4.542 m

Start at 12:30'17.149

1 / 5

1° 11 N. BULEGA [1'37.607]								4° 23 M. SCHROETTER [1'38.042]							
Lap	Seg1	Seg2	Seg3	Seg4	Lap Time	km/h	Local Time	Lap	Seg1	Seg2	Seg3	Seg4	Lap Time	km/h	Local Time
1		15.178	28.510	22.535	1'43.228	249,4	12:32'00.377	1		15.296	28.324	22.962	1'44.292	253,5	12:32'01.441
2	32.162	15.102	27.927	22.416	1'37.607	242,7	12:33'37.984	2	32.400	15.130	28.299	22.645	1'38.474	251,7	12:33'39.915
3	32.074	15.086	27.983	22.535	1'37.678	243,8	12:35'15.662	3	32.322	15.167	28.366	22.614	1'38.469	248,3	12:35'18.384
4	32.179	15.167	28.036	22.507	1'37.889	244,3	12:36'53.551	4	32.418	15.160	28.245	22.707	1'38.530	247,7	12:36'56.914
5	32.175	15.174	28.056	22.448	1'37.853	244,3	12:38'31.404	5	32.398	15.072	28.437	22.672	1'38.579	252,3	12:38'35.493
6	32.288	15.201	28.085	22.535	1'38.109	244,9	12:40'09.513	6	32.273	15.176	28.237	22.562	1'38.248	246,6	12:40'13.741
7	32.397	15.166	28.021	22.568	1'38.152	245,5	12:41'47.665	7	32.231	15.287	28.344	22.612	1'38.474	246,6	12:41'52.215
8	32.141	15.099	28.128	22.539	1'37.907	241,1	12:43'25.572	8	32.270	15.266	28.402	22.759	1'38.697	247,1	12:43'30.912
9	32.286	15.206	28.195	22.565	1'38.252	244,3	12:45'03.824	9	32.300	15.209	28.323	22.672	1'38.504	243,8	12:45'09.416
10	32.382	15.178	28.242	22.631	1'38.433	245,5	12:46'42.257	10	32.306	15.167	28.264	22.566	1'38.303	246,0	12:46'47.719
11	32.373	15.081	28.207	22.544	1'38.205	242,7	12:48'20.462	11	32.185	15.107	28.223	22.527	1'38.042	246,6	12:48'25.761
12	32.304	15.146	28.193	22.552	1'38.195	244,3	12:49'58.657	12	32.373	15.204	28.271	22.543	1'38.391	246,0	12:50'04.152
13	32.364	15.158	28.230	22.617	1'38.369	244,9	12:51'37.026	13	32.310	15.104	28.335	22.489	1'38.238	246,6	12:51'42.390
14	32.386	15.207	28.173	22.590	1'38.356	245,5	12:53'15.382	14	32.276	15.148	28.393	22.677	1'38.494	246,0	12:53'20.884
15	32.334	15.091	28.264	22.533	1'38.222	246,6	12:54'53.604	15	32.271	15.103	28.286	22.567	1'38.227	247,1	12:54'59.111
16	32.375	15.137	28.169	22.602	1'38.283	246,6	12:56'31.887	16	32.388	15.152	28.232	22.584	1'38.356	246,6	12:56'37.467
17	32.427	15.196	28.187	22.633	1'38.443	247,1	12:58'10.330	17	32.433	15.018	28.306	22.531	1'38.288	250,6	12:58'15.755
18	32.456	15.159	28.312	22.758	1'38.685	246,0	12:59'49.015	18	32.252	15.058	28.407	22.631	1'38.348	248,8	12:59'54.103
Race Time 29'31.866								Race Time 29'36.954							

2° 62 S. MANZI [1'37.935]								5° 66 N. TUULI [1'38.050]							
Lap	Seg1	Seg2	Seg3	Seg4	Lap Time	km/h	Local Time	Lap	Seg1	Seg2	Seg3	Seg4	Lap Time	km/h	Local Time
1		15.277	28.342	22.944	1'43.952	246,0	12:32'01.101	1		15.227	28.349	22.890	1'44.393	251,2	12:32'01.542
2	32.268	15.198	28.176	22.597	1'38.239	247,7	12:33'39.340	2	32.655	15.036	28.176	22.657	1'38.524	252,3	12:33'40.066
3	32.307	15.299	28.253	22.540	1'38.399	241,6	12:35'17.739	3	32.693	15.095	28.264	22.621	1'38.673	250,6	12:35'18.739
4	32.206	15.213	28.279	23.008	1'38.706	242,2	12:36'56.445	4	32.622	15.040	28.320	22.641	1'38.623	253,5	12:36'57.362
5	32.258	15.330	28.293	22.490	1'38.371	241,6	12:38'34.816	5	32.334	15.164	28.478	22.865	1'38.841	249,4	12:38'36.203
6	32.265	15.114	28.272	22.680	1'38.331	246,6	12:40'13.147	6	32.228	15.052	28.218	22.552	1'38.050	251,2	12:40'14.253
7	32.114	15.052	28.233	22.536	1'37.935	247,1	12:41'51.082	7	32.395	15.105	28.250	22.633	1'38.383	253,5	12:41'52.636
8	32.219	15.050	28.311	22.525	1'38.105	247,7	12:43'29.187	8	32.460	15.047	28.315	23.540	1'39.362	252,3	12:43'31.998
9	32.426	15.071	28.310	22.545	1'38.352	246,0	12:45'07.539	9	32.443	15.269	28.384	22.815	1'38.911	245,5	12:45'10.909
10	32.364	15.041	28.337	22.590	1'38.332	247,7	12:46'45.871	10	32.411	15.172	28.306	22.763	1'38.652	247,7	12:46'49.561
11	32.440	15.029	28.357	22.491	1'38.317	246,6	12:48'24.188	11	32.463	15.275	28.720	22.793	1'39.251	248,3	12:48'28.812
12	32.378	15.210	28.290	22.590	1'38.468	241,6	12:50'02.656	12	32.162	15.322	28.606	22.781	1'38.871	246,0	12:50'07.683
13	32.274	15.169	28.311	22.547	1'38.301	242,2	12:51'40.957	13	32.452	15.375	28.401	22.679	1'38.907	246,0	12:51'46.590
14	32.139	15.143	28.425	22.658	1'38.365	242,7	12:53'19.322	14	32.413	15.316	28.382	22.708	1'38.819	248,8	12:53'25.409
15	32.157	15.193	28.492	22.591	1'38.433	243,8	12:54'57.755	15	32.199	15.292	28.371	22.782	1'38.644	247,7	12:55'04.053
16	32.243	15.228	28.544	22.667	1'38.682	242,7	12:56'36.437	16	32.330	15.263	28.390	22.781	1'38.764	247,7	12:56'42.817
17	32.273	15.171	28.392	22.564	1'38.400	244,3	12:58'14.837	17	32.162	15.192	28.381	22.728	1'38.463	247,7	12:58'21.280
18	32.189	15.128	28.398	22.900	1'38.615	243,8	12:59'53.452	18	32.245	15.191	28.445	22.718	1'38.599	247,1	12:59'59.879
Race Time 29'36.303								Race Time 29'42.730							

3° 64 F. CARICASULO [1'37.944]								6° 94 V. DEBISE [1'38.345]							
Lap	Seg1	Seg2	Seg3	Seg4	Lap Time	km/h	Local Time	Lap	Seg1	Seg2	Seg3	Seg4	Lap Time	km/h	Local Time
1		15.306	28.461	22.999	1'43.559	244,3	12:32'00.708	1		15.431	28.178	22.990	1'45.334	248,8	12:32'02.483
2	32.433	15.140	28.128	22.580	1'38.281	247,7	12:33'38.989	2	32.375	15.272	28.161	22.858	1'38.666	249,4	12:33'41.149
3	32.722	15.395	28.259	22.643	1'39.019	246,0	12:35'18.008	3	32.274	15.213	28.153	22.799	1'38.439	246,6	12:35'19.588
4	32.288	15.197	28.268	22.880	1'38.633	251,7	12:36'56.641	4	32.237	15.227	28.138	22.743	1'38.345	246,6	12:36'57.933
5	32.208	15.067	28.255	22.414	1'37.944	247,1	12:38'34.585	5	32.344	15.305	28.201	22.706	1'38.556	248,3	12:38'36.489
6	32.249	15.181	28.291	22.378	1'38.099	246,0	12:40'12.684	6	32.324	15.166	28.266	22.709	1'38.465	251,7	12:40'14.954
7	32.229	15.163	28.349	22.462	1'38.203	246,6	12:41'50.887	7	32.401	15.137	28.208	22.636	1'38.382	249,4	12:41'53.336
8	32.154	15.126	28.415	22.554	1'38.249	246,0	12:43'29.136	8	32.027	15.168	28.101	23.603	1'38.899	247,7	12:43'32.235
9	32.187	15.146	28.341	22.541	1'38.215	244,3	12:45'07.351	9	32.429	15.219	28.348	22.947	1'38.943	246,0	12:45'11.178
10	32.370	15.125	28.336	22.624	1'38.455	246,6	12:46'45.806	10	32.420	15.207	28.138	22.797	1'38.562	247,1	12:46'49.740
11	32.263	15.110	28.383	22.509	1'38.265	246,0	12:48'24.071	11	32.247	15.438	28.521	22.973	1'39.179	243,8	12:48'28.919
12	32.636	15.299	28.662	22.474	1'39.071	244,3	12:50'03.142	12	32.226	15.229	28.423	22.759	1'38.637	245,5	12:50'07.556
13	32.286	15.119	28.233	22.433	1'38.071	246,0	12:51'41.213	13	32.350	15.422	28.356	22.784	1'38.912	241,1	12:51'46.468
14	32.230	15.078	28.364	22.609	1'38.281	248,8	12:53'19.494	14	32.253	15.448	28.340	22.828	1'38.869	242,2	12:53'25.337
15	32.402	15.142	28.292	22.524	1'38.360	247,7	12:54'57.854	15	32.475	15.283	28.320	22.815	1'38.893	245,5	12:55'04.230
16	32.388	15.206	28.422	23.066	1'39.082	250,6	12:56'36.936	16	32.404	15.244	28.319	22.821	1'38.788	246,0	12:56'43.018
17	32.423	15.184	28.284	22.441	1'38.332	247,7	12:58'15.268	17	32.169	15.199	28.375	22.666	1'38.409	246,0	12:58'21.427
18	32.112	15.022	28.245	22.891	1'38.270	250,0	12:59'53.538	18	32.344	15.137	28.345	22.830	1'38.656	246,0	13:00'00.083
Race Time 29'36.389								Race Time 29'42.934							

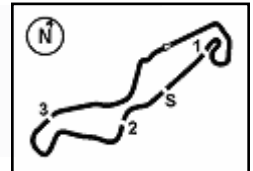
23/04/2023

P = Pits In/Out - C = Lap Time Cancelled

These data/results cannot be reproduced, stored and/or transmitted in whole or in part by any manner of electronic, mechanical, photocopying, recording, broadcasting or otherwise now known or herein after developed without the previous express consent by the copyright owner, except for reproduction in daily press and regular printed publications on sale to the public within 60 days of the event related to those data/results and always provided that copyright symbol appears together as follows below.

© DORNA WSBK ORGANIZATION Srl 2023





Pirelli Dutch Round, 21-23 April 2023
Chronological Analysis Race 2

Start at 12:30'17.149

7° 9 J. NAVARRO [1'38.425]								10° 69 T. BOOTH-AMOS [1'38.795]							
Lap	Seg1	Seg2	Seg3	Seg4	Lap Time	km/h	Local Time	Lap	Seg1	Seg2	Seg3	Seg4	Lap Time	km/h	Local Time
1		15.456	28.475	22.829	1'45.029	246,0	12:32'02.178	1		15.582	28.531	22.828	1'45.617	247,1	12:32'02.766
2	32.355	15.447	28.167	22.831	1'38.800	245,5	12:33'40.978	2	32.686	15.313	28.406	22.816	1'39.221	246,6	12:33'41.987
3	32.625	15.206	28.153	22.811	1'38.795	248,3	12:35'19.773	3	32.708	15.479	28.262	22.873	1'39.322	242,2	12:35'21.309
4	32.300	15.161	28.161	22.879	1'38.501	249,4	12:36'58.274	4	32.466	15.243	28.449	22.712	1'38.870	247,1	12:37'00.179
5	32.253	15.294	28.162	22.733	1'38.442	248,8	12:38'36.716	5	32.395	15.370	28.380	24.653	1'40.798	246,6	12:38'40.977
6	32.264	15.199	28.153	22.889	1'38.505	251,7	12:40'15.221	6	32.971	15.334	28.548	23.127	1'39.980	247,7	12:40'20.957
7	32.279	15.108	28.476	22.901	1'38.764	253,5	12:41'53.985	7	32.664	15.361	28.561	22.670	1'39.256	242,2	12:42'00.213
8	32.432	15.213	28.266	23.756	1'39.667	247,7	12:43'33.652	8	32.567	15.261	28.394	22.740	1'38.962	243,2	12:43'39.175
9	33.001	15.577	28.404	22.794	1'39.776	248,3	12:45'13.428	9	32.484	15.533	28.567	22.599	1'39.183	240,5	12:45'18.358
10	32.226	15.245	28.265	22.689	1'38.425	244,9	12:46'51.853	10	32.342	15.406	28.414	22.761	1'38.923	239,5	12:46'57.281
11	32.317	15.173	28.402	22.849	1'38.741	246,6	12:48'30.594	11	32.520	15.336	28.445	22.670	1'38.971	244,9	12:48'36.252
12	32.476	15.295	28.482	22.805	1'39.058	247,7	12:50'09.652	12	32.423	15.355	28.532	22.681	1'38.991	241,1	12:50'15.243
13	32.316	15.361	28.445	22.754	1'38.876	243,2	12:51'48.528	13	32.652	15.371	28.601	22.640	1'39.264	242,2	12:51'54.507
14	32.242	15.283	28.396	22.747	1'38.668	244,3	12:53'27.196	14	32.553	15.324	28.480	22.759	1'39.116	242,7	12:53'33.623
15	32.264	15.255	28.395	22.882	1'38.796	244,9	12:55'05.992	15	32.416	15.306	28.456	22.715	1'38.893	242,2	12:55'12.516
16	32.189	15.252	28.347	22.780	1'38.568	244,9	12:56'44.560	16	32.468	15.346	28.470	22.685	1'38.969	244,3	12:56'51.485
17	32.139	15.221	28.317	22.868	1'38.545	246,0	12:58'23.105	17	32.367	15.291	28.435	22.702	1'38.795	243,8	12:58'30.280
18	32.362	15.268	28.489	22.869	1'38.988	244,3	13:00'02.093	18	32.467	15.387	28.558	22.841	1'39.253	242,2	13:00'09.533
Race Time 29'44.944								Race Time 29'52.384							

8° 99 A. HUERTAS [1'38.420]								11° 28 G. VAN STRAALLEN [1'37.966]							
Lap	Seg1	Seg2	Seg3	Seg4	Lap Time	km/h	Local Time	Lap	Seg1	Seg2	Seg3	Seg4	Lap Time	km/h	Local Time
1		15.276	28.545	22.674	1'46.650	250,0	12:32'03.799	1		15.360	28.160	22.551	1'43.629	249,4	12:32'00.778
2	32.397	15.153	28.295	22.575	1'38.420	252,3	12:33'42.219	2	32.258	15.325	28.169	22.542	1'38.294	242,7	12:33'39.072
3	32.597	15.117	28.352	22.676	1'38.742	248,8	12:35'20.961	3	32.378	15.203	28.180	22.716	1'38.477	240,5	12:35'17.549
4	32.346	15.166	28.379	22.673	1'38.564	244,9	12:36'59.525	4	32.573	15.169	28.211	23.135	1'39.088	246,0	12:36'56.637
5	32.457	15.160	28.427	22.547	1'38.591	244,9	12:38'38.116	5	32.469	15.103	28.288	22.520	1'38.380	247,1	12:38'35.017
6	32.357	15.218	28.431	23.025	1'39.031	245,5	12:40'17.147	6	32.238	15.089	28.201	23.229	1'38.757	250,0	12:40'13.774
7	32.440	15.139	28.490	22.755	1'38.824	245,5	12:41'55.971	7	32.601	15.068	28.247	22.706	1'38.622	249,4	12:41'52.396
8	32.543	15.167	28.553	22.896	1'39.159	244,3	12:43'35.130	8	32.443	15.049	28.336	24.924	1'40.752	248,8	12:43'33.148
9	32.644	15.236	28.548	22.794	1'39.222	243,2	12:45'14.352	9	33.408	15.201	28.267	22.600	1'39.476	244,3	12:45'12.624
10	32.513	15.147	28.599	22.737	1'38.996	246,0	12:46'53.348	10	32.242	15.104	28.152	22.468	1'37.966	246,0	12:46'50.590
11	32.618	15.134	28.581	22.725	1'39.058	246,0	12:48'32.406	11	41.720	16.503	28.530	22.605	1'49.358	228,8	12:48'39.948
12	32.405	15.269	28.537	22.756	1'38.967	244,3	12:50'11.373	12	32.464	15.351	28.365	22.478	1'38.658	244,9	12:50'18.606
13	32.479	15.208	28.568	22.597	1'38.852	245,5	12:51'50.225	13	32.400	15.237	28.309	22.559	1'38.505	243,8	12:51'57.111
14	32.439	15.258	28.615	22.680	1'38.992	246,0	12:53'29.217	14	32.493	15.150	28.209	22.537	1'38.389	245,5	12:53'35.500
15	32.499	15.141	28.692	22.625	1'38.957	247,1	12:55'08.174	15	32.343	15.193	28.348	22.543	1'38.427	247,1	12:55'13.927
16	32.571	15.193	28.650	22.777	1'39.191	245,5	12:56'47.365	16	32.265	15.114	28.266	22.456	1'38.101	246,6	12:56'52.028
17	32.537	15.179	28.691	22.709	1'39.116	247,1	12:58'26.481	17	32.460	15.133	28.344	22.513	1'38.450	250,0	12:58'30.478
18	32.637	15.334	28.716	22.950	1'39.637	244,9	13:00'06.118	18	32.391	15.039	28.271	22.910	1'38.611	247,7	13:00'09.089
Race Time 29'48.969								Race Time 29'51.940 + 0.626Pen							

9° 3 R. DE ROSA [1'38.422]								12° 19 A. MANTOVANI [1'38.752]							
Lap	Seg1	Seg2	Seg3	Seg4	Lap Time	km/h	Local Time	Lap	Seg1	Seg2	Seg3	Seg4	Lap Time	km/h	Local Time
1		15.330	28.399	22.919	1'43.858	248,3	12:32'01.007	1		15.572	28.419	22.957	1'45.938	251,7	12:32'03.087
2	32.557	15.214	28.306	22.604	1'38.681	249,4	12:33'39.688	2	32.679	15.457	28.606	23.128	1'39.870	246,6	12:33'42.957
3	32.241	15.367	28.634	22.723	1'38.965	243,8	12:35'18.653	3	32.592	15.334	28.338	22.954	1'39.218	248,3	12:35'22.175
4	32.419	15.183	28.320	22.730	1'38.652	248,3	12:36'57.305	4	32.524	15.297	28.343	22.972	1'39.136	244,9	12:37'01.311
5	32.560	15.250	28.539	22.684	1'39.033	250,0	12:38'36.338	5	32.586	15.368	28.412	23.068	1'39.434	245,5	12:38'40.745
6	32.330	15.108	28.333	22.651	1'38.422	248,3	12:40'14.760	6	32.701	15.380	28.651	23.093	1'39.825	242,7	12:40'20.570
7	32.336	15.197	28.667	22.846	1'39.046	247,1	12:41'53.806	7	33.138	15.543	28.494	22.809	1'39.984	242,7	12:42'00.554
8	32.242	15.206	28.265	23.342	1'39.055	246,0	12:43'32.861	8	32.590	15.262	28.478	23.115	1'39.445	245,5	12:43'39.999
9	32.446	15.228	28.407	22.833	1'38.914	243,8	12:45'11.775	9	32.533	15.335	28.419	22.874	1'39.161	242,2	12:45'19.160
10	32.334	15.246	28.366	22.771	1'38.717	246,6	12:46'50.492	10	32.334	15.298	28.484	22.916	1'39.032	242,7	12:46'58.192
11	33.036	15.316	28.739	22.856	1'39.947	244,9	12:48'30.439	11	32.445	15.285	28.437	22.904	1'39.071	244,3	12:48'37.263
12	32.412	15.363	28.855	22.890	1'39.520	242,7	12:50'09.959	12	32.381	15.355	28.491	22.821	1'39.048	242,2	12:50'16.311
13	32.416	15.218	28.403	22.739	1'38.776	246,6	12:51'48.735	13	32.398	15.249	28.464	22.845	1'38.956	243,8	12:51'55.267
14	32.505	15.226	28.383	22.732	1'38.846	246,0	12:53'27.581	14	32.395	15.338	28.370	22.980	1'39.083	244,3	12:53'34.350
15	32.359	15.152	28.409	22.786	1'38.706	246,6	12:55'06.287	15	32.373	15.171	28.484	22.724	1'38.752	244,9	12:55'13.102
16	32.420	15.163	28.305	22.751	1'38.639	246,6	12:56'44.926	16	32.403	15.196	28.399	22.761	1'38.759	246,0	12:56'51.861
17	32.462	15.177	28.445	22.656	1'38.740	246,6	12:58'23.666	17	32.411	15.234	28.347	22.886	1'38.878	247,1	12:58'30.739
18	32.363	15.174	28.457	22.840	1'38.834	246,0	13:00'02.500	18	32.459	15.260	28.471	23.083	1'39.273	247,1	13:00'10.012
Race Time 29'45.351 + 4.515Pen								Race Time 29'52.863							

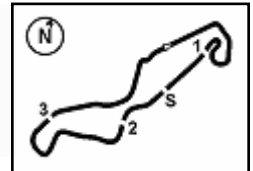
23/04/2023

P = Pits In/Out - C = Lap Time Cancelled

These data/results cannot be reproduced, stored and/or transmitted in whole or in part by any manner of electronic, mechanical, photocopying, recording, broadcasting or otherwise now known or herein after developed without the previous express consent by the copyright owner, except for reproduction in daily press and regular printed publications on sale to the public within 60 days of the event related to those data/results and always provided that copyright symbol appears together as follows below.

© DORNA WSBK ORGANIZATION Srl 2023





Pirelli Dutch Round, 21-23 April 2023
Chronological Analysis Race 2

Start at 12:30'17.149

3 / 5

13° 40 S. CORSI [1'38.959]								16° 24 A. WONGTHANON [1'39.283]							
Lap	Seg1	Seg2	Seg3	Seg4	Lap Time	km/h	Local Time	Lap	Seg1	Seg2	Seg3	Seg4	Lap Time	km/h	Local Time
1		15.580	28.562	22.886	1'46.329	244,3	12:32'03.478	1		15.639	29.059	22.945	1'46.545	250,0	12:32'03.694
2	32.481	15.493	28.469	22.826	1'39.269	245,5	12:33'42.747	2	32.932	15.415	28.384	23.057	1'39.788	247,7	12:33'43.482
3	32.568	15.400	28.334	22.920	1'39.222	247,7	12:35'21.969	3	32.610	15.516	28.524	23.175	1'39.825	245,5	12:35'23.307
4	32.257	15.530	28.375	22.986	1'39.148	236,3	12:37'01.117	4	33.914	15.490	28.397	22.913	1'40.714	244,3	12:37'04.021
5	32.425	15.598	28.431	23.305	1'39.759	231,8	12:38'40.876	5	32.501	15.448	28.461	22.873	1'39.283	244,3	12:38'43.304
6	32.809	15.514	28.425	23.403	1'40.151	232,3	12:40'21.027	6	32.703	15.420	28.478	23.064	1'39.665	243,8	12:40'22.969
7	32.950	15.599	28.348	22.778	1'39.675	241,6	12:42'00.702	7	32.807	15.649	28.682	23.220	1'40.358	244,3	12:42'03.327
8	32.764	15.370	28.252	23.068	1'39.454	242,7	12:43'40.156	8	32.732	15.635	29.003	23.241	1'40.611	243,2	12:43'43.938
9	32.617	15.503	28.651	22.947	1'39.718	234,3	12:45'19.874	9	32.811	15.729	28.733	23.168	1'40.441	241,6	12:45'24.379
10	32.448	15.406	28.327	22.950	1'39.131	242,7	12:46'59.005	10	32.813	15.646	28.753	23.134	1'40.346	242,2	12:47'04.725
11	32.365	15.378	28.341	22.875	1'38.959	233,8	12:48'37.964	11	32.910	15.914	28.941	23.439	1'41.204	240,5	12:48'45.929
12	32.410	15.547	28.322	22.819	1'39.098	230,8	12:50'17.062	12	33.218	15.458	28.568	23.157	1'40.401	245,5	12:50'26.330
13	32.399	15.466	28.393	22.813	1'39.071	233,3	12:51'56.133	13	32.927	15.565	28.556	23.261	1'40.309	241,6	12:52'06.639
14	32.491	15.477	28.338	23.007	1'39.313	231,8	12:53'35.446	14	32.990	15.424	28.628	23.297	1'40.339	246,6	12:53'46.978
15	32.653	15.329	28.372	22.826	1'39.180	241,1	12:55'14.626	15	33.161	15.507	28.852	23.145	1'40.665	247,1	12:55'27.643
16	32.371	15.461	28.367	22.943	1'39.142	233,3	12:56'53.768	16	32.847	15.525	28.743	22.985	1'40.100	246,0	12:57'07.743
17	32.508	15.503	28.499	23.102	1'39.612	233,8	12:58'33.380	17	32.813	15.513	28.639	23.032	1'39.997	246,6	12:58'47.740
18	32.774	15.668	28.638	23.417	1'40.497	232,8	13:00'13.877	18	32.957	15.538	28.881	23.368	1'40.744	248,3	13:00'28.484
Race Time 29'56.728								Race Time 30'11.335							

14° 29 N. SPINELLI [1'39.002]								17° 17 J. MCPHEE [1'40.065]							
Lap	Seg1	Seg2	Seg3	Seg4	Lap Time	km/h	Local Time	Lap	Seg1	Seg2	Seg3	Seg4	Lap Time	km/h	Local Time
1		15.576	28.647	22.811	1'46.159	249,4	12:32'03.308	1		15.498	28.886	23.051	1'47.246	250,0	12:32'04.395
2	32.419	15.399	28.312	23.106	1'39.236	244,3	12:33'42.544	2	32.761	15.395	28.699	23.271	1'40.126	245,5	12:33'44.521
3	32.650	15.287	28.365	22.884	1'39.186	246,0	12:35'21.730	3	33.322	15.476	28.684	23.325	1'40.807	244,3	12:35'25.328
4	34.816	15.481	28.498	22.946	1'41.741	242,2	12:37'03.471	4	33.077	15.313	28.665	23.084	1'40.139	246,0	12:37'05.467
5	32.447	15.354	28.431	22.770	1'39.002	242,2	12:38'42.473	5	32.749	15.386	29.016	23.252	1'40.403	246,6	12:38'45.870
6	32.594	15.317	28.382	22.758	1'39.051	243,8	12:40'21.524	6	32.971	15.408	29.081	23.124	1'40.584	244,9	12:40'26.454
7	32.666	15.476	28.479	22.905	1'39.526	246,6	12:42'01.050	7	32.973	15.473	28.725	23.028	1'40.199	246,0	12:42'06.653
8	32.718	15.314	28.487	22.919	1'39.438	249,4	12:43'40.488	8	33.333	15.646	28.725	23.203	1'40.907	246,0	12:43'47.560
9	32.574	15.257	28.957	22.835	1'39.623	245,5	12:45'20.111	9	32.863	15.407	28.747	23.339	1'40.356	246,0	12:45'27.916
10	32.631	15.359	28.482	22.854	1'39.326	245,5	12:46'59.437	10	32.952	15.304	28.722	23.114	1'40.092	244,9	12:47'08.008
11	32.609	15.383	28.465	22.781	1'39.238	244,3	12:48'38.675	11	33.238	15.339	28.833	23.203	1'40.613	246,6	12:48'48.621
12	32.512	15.408	28.470	22.803	1'39.193	243,2	12:50'17.868	12	33.372	15.540	28.987	23.307	1'41.206	247,7	12:50'29.827
13	35.091	15.606	28.605	22.875	1'42.177	240,5	12:52'00.045	13	33.119	15.314	28.922	23.106	1'40.461	247,1	12:52'10.288
14	32.889	15.445	28.570	22.893	1'39.797	243,2	12:53'39.842	14	32.982	15.350	28.973	23.138	1'40.443	247,7	12:53'50.731
15	32.827	15.449	28.570	22.944	1'39.790	243,8	12:55'19.632	15	32.975	15.388	28.817	23.228	1'40.408	244,3	12:55'31.139
16	32.942	15.471	28.593	23.543	1'40.549	242,2	12:57'00.181	16	32.845	15.327	28.845	23.048	1'40.065	244,9	12:57'11.204
17	33.746	15.683	28.741	23.152	1'41.322	241,1	12:58'41.503	17	32.837	15.250	29.125	23.252	1'40.464	247,1	12:58'51.668
18	32.948	15.586	28.789	23.131	1'40.454	242,2	13:00'21.957	18	32.976	15.433	28.964	23.371	1'40.744	246,0	13:00'32.412
Race Time 30'04.808								Race Time 30'15.263							

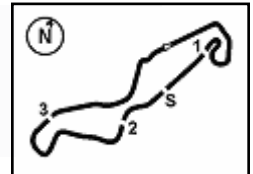
15° 71 T. EDWARDS [1'39.760]								18° 51 A. SARMOON [1'39.854]							
Lap	Seg1	Seg2	Seg3	Seg4	Lap Time	km/h	Local Time	Lap	Seg1	Seg2	Seg3	Seg4	Lap Time	km/h	Local Time
1		15.611	28.831	23.272	1'47.927	246,6	12:32'05.076	1		15.754	28.953	23.267	1'47.583	247,1	12:32'04.732
2	32.817	15.404	28.420	23.270	1'39.911	246,6	12:33'44.987	2	32.803	15.381	28.616	23.294	1'40.094	246,6	12:33'44.826
3	32.995	15.433	28.663	23.442	1'40.533	247,7	12:35'25.520	3	32.578	15.593	28.688	23.678	1'40.537	241,6	12:35'25.363
4	33.022	15.375	28.569	23.093	1'40.059	248,8	12:37'05.579	4	32.549	15.508	28.692	23.105	1'39.854	243,2	12:37'05.217
5	32.724	15.433	28.565	23.427	1'40.149	246,0	12:38'45.728	5	32.628	15.613	28.765	23.478	1'40.484	241,6	12:38'45.701
6	32.698	15.531	28.528	23.058	1'39.815	243,2	12:40'25.543	6	33.865	15.257	28.794	23.284	1'41.200	250,0	12:40'26.901
7	32.708	15.549	28.739	23.070	1'40.066	240,0	12:42'05.609	7	32.962	15.439	28.649	23.029	1'40.079	248,3	12:42'06.980
8	32.697	15.598	28.894	23.260	1'40.449	241,6	12:43'46.058	8	33.061	15.703	28.732	23.232	1'40.728	247,1	12:43'47.708
9	32.707	15.435	28.613	23.005	1'39.760	247,1	12:45'25.818	9	32.835	15.462	28.675	23.380	1'40.352	247,7	12:45'28.060
10	32.950	15.530	28.533	23.107	1'40.120	247,1	12:47'05.938	10	32.958	15.253	28.747	23.063	1'40.021	250,0	12:47'08.081
11	32.667	15.458	28.722	23.226	1'40.073	246,6	12:48'46.011	11	32.687	15.460	28.760	23.378	1'40.285	248,3	12:48'48.366
12	32.823	15.520	28.495	23.186	1'40.024	245,5	12:50'26.035	12	33.303	15.670	28.894	23.232	1'41.099	245,5	12:50'29.465
13	33.016	15.511	28.487	23.193	1'40.207	241,1	12:52'06.242	13	32.680	15.613	28.863	23.055	1'40.211	241,6	12:52'09.676
14	32.696	15.610	28.648	23.537	1'40.491	242,7	12:53'46.733	14	32.541	15.606	28.807	23.276	1'40.230	242,7	12:53'49.906
15	32.878	15.621	28.966	23.138	1'40.603	240,0	12:55'27.336	15	32.873	15.582	29.035	23.219	1'40.709	243,2	12:55'30.615
16	32.718	15.657	28.722	23.077	1'40.174	244,9	12:57'07.510	16	32.670	15.526	28.896	23.134	1'40.226	242,2	12:57'10.841
17	32.729	15.382	28.600	23.164	1'39.875	249,4	12:58'47.385	17	32.715	15.538	29.067	23.241	1'40.561	242,7	12:58'51.402
18	33.068	15.381	29.116	23.409	1'40.974	246,0	13:00'28.359	18	32.909	15.606	29.021	23.525	1'41.061	241,6	13:00'32.463
Race Time 30'11.210								Race Time 30'15.314							

23/04/2023

P = Pits In/Out - C = Lap Time Cancelled

These data/results cannot be reproduced, stored and/or transmitted in whole or in part by any manner of electronic, mechanical, photocopying, recording, broadcasting or otherwise now known or herein after developed without the previous express consent by the copyright owner, except for reproduction in daily press and regular printed publications on sale to the public within 60 days of the event related to those data/results and always provided that copyright symbol appears together as follows below.

© DORNA WSBK ORGANIZATION Srl 2023



Pirelli Dutch Round, 21-23 April 2023
Chronological Analysis Race 2

TT Circuit Assen 4.542 m

Start at 12:30'17.149

4 / 5

19° 73 M. KOFLER [1'39.980]								22° 7 A. NORRODIN [1'40.271]							
Lap	Seg1	Seg2	Seg3	Seg4	Lap Time	km/h	Local Time	Lap	Seg1	Seg2	Seg3	Seg4	Lap Time	km/h	Local Time
1		15.605	28.856	23.337	1'47.316	246,0	12:32'04.465	1		15.980	28.952	23.393	1'49.090	243,2	12:32'06.239
2	33.008	15.294	28.656	23.183	1'40.141	246,6	12:33'44.606	2	33.207	15.577	28.790	23.545	1'41.119	243,2	12:33'47.358
3	33.446	15.608	28.675	23.429	1'41.158	246,6	12:35'25.764	3	32.733	15.533	28.748	23.373	1'40.387	241,6	12:35'27.745
4	33.048	15.350	28.650	22.932	1'39.980	247,7	12:37'05.744	4	32.911	15.504	28.722	23.134	1'40.271	240,5	12:37'08.016
5	32.924	15.485	28.925	23.074	1'40.408	246,0	12:38'46.152	5	32.840	15.586	28.743	23.348	1'40.517	241,1	12:38'48.533
6	33.198	15.325	28.828	23.059	1'40.410	246,6	12:40'26.562	6	33.004	15.675	28.773	23.225	1'40.677	241,1	12:40'29.210
7	33.088	15.412	28.792	22.874	1'40.166	248,3	12:42'06.728	7	32.857	15.607	28.865	23.396	1'40.725	240,0	12:42'09.935
8	32.932	15.420	28.691	23.120	1'40.163	244,3	12:43'46.891	8	32.892	15.522	28.805	23.148	1'40.367	241,1	12:43'50.302
9	32.937	15.419	28.758	22.940	1'40.054	242,7	12:45'26.945	9	33.068	15.628	28.835	23.126	1'40.657	239,5	12:45'30.959
10	32.974	15.548	28.816	23.041	1'40.379	243,2	12:47'07.324	10	34.519	15.697	28.682	23.222	1'42.120	236,8	12:47'13.079
11	33.191	15.514	28.914	23.344	1'40.963	243,8	12:48'48.287	11	33.029	15.600	28.866	23.190	1'40.685	241,6	12:48'53.764
12	33.250	15.644	28.971	23.209	1'41.074	242,2	12:50'29.361	12	33.142	15.779	28.817	23.382	1'41.120	235,8	12:50'34.884
13	33.187	15.461	28.932	22.991	1'40.571	246,0	12:52'09.932	13	32.916	15.748	28.867	23.292	1'40.823	235,8	12:52'15.707
14	32.826	15.465	29.135	23.237	1'40.663	245,5	12:53'50.595	14	33.105	15.705	28.888	23.437	1'41.135	236,3	12:53'56.842
15	33.338	15.452	29.004	23.271	1'41.065	245,5	12:55'31.660	15	33.139	15.739	28.995	23.386	1'41.259	235,8	12:55'38.101
16	32.866	15.441	28.969	22.957	1'40.233	244,9	12:57'11.893	16	33.017	15.715	28.885	23.170	1'40.787	236,3	12:57'18.888
17	33.022	15.492	29.071	23.286	1'40.871	244,3	12:58'52.764	17	33.046	15.719	29.045	23.315	1'41.125	237,4	12:59'00.013
18	33.342	15.740	29.427	23.631	1'42.140	243,8	13:00'34.904	18	33.025	15.684	28.948	23.736	1'41.393	236,8	13:00'41.406
Race Time 30'17.755								Race Time 30'24.257							

20° 95 T. MACKENZIE [1'40.138]								23° 16 Y. OKAYA [1'40.239]							
Lap	Seg1	Seg2	Seg3	Seg4	Lap Time	km/h	Local Time	Lap	Seg1	Seg2	Seg3	Seg4	Lap Time	km/h	Local Time
1		15.635	28.876	23.314	1'48.181	243,8	12:32'05.330	1		15.916	29.208	23.324	1'48.931	248,8	12:32'06.080
2	33.270	15.688	28.601	23.397	1'40.956	237,9	12:33'46.286	2	33.053	15.490	28.941	23.415	1'40.899	247,1	12:33'46.979
3	33.013	15.612	28.772	23.305	1'40.702	239,5	12:35'26.988	3	32.935	15.517	28.836	23.321	1'40.609	244,3	12:35'27.588
4	33.129	15.517	28.621	23.212	1'40.479	240,0	12:37'07.467	4	32.848	15.432	28.849	23.110	1'40.239	246,6	12:37'07.827
5	32.940	15.646	28.722	23.257	1'40.565	236,8	12:38'48.032	5	32.871	15.517	28.870	23.215	1'40.473	245,5	12:38'48.300
6	33.052	15.845	28.904	23.122	1'40.923	238,9	12:40'28.955	6	33.004	15.467	28.956	23.121	1'40.548	247,1	12:40'28.848
7	32.895	15.603	28.919	23.010	1'40.427	240,5	12:42'09.382	7	32.757	15.609	29.224	23.308	1'40.898	243,2	12:42'09.746
8	32.886	15.563	28.626	23.185	1'40.260	238,4	12:43'49.642	8	32.853	15.463	28.983	23.119	1'40.418	244,3	12:43'50.164
9	32.959	15.681	28.626	23.241	1'40.507	237,4	12:45'30.149	9	33.024	15.675	29.169	23.440	1'41.308	242,7	12:45'31.472
10	32.937	15.610	28.494	23.506	1'40.547	237,9	12:47'10.696	10	33.312	15.635	29.198	23.347	1'41.492	242,7	12:47'12.964
11	33.028	15.653	28.861	23.369	1'40.911	236,8	12:48'51.607	11	33.034	15.587	29.350	23.390	1'41.361	242,2	12:48'54.325
12	32.974	15.740	28.695	23.248	1'40.657	237,4	12:50'32.264	12	33.121	15.606	28.941	23.397	1'41.065	243,8	12:50'35.390
13	32.778	15.604	28.797	23.231	1'40.410	237,4	12:52'12.674	13	33.261	15.637	29.149	23.501	1'41.548	242,2	12:52'16.938
14	32.830	15.672	28.435	23.224	1'40.161	237,4	12:53'52.835	14	32.973	15.683	29.332	23.480	1'41.468	243,8	12:53'58.406
15	33.010	15.532	28.697	23.187	1'40.426	238,4	12:55'33.261	15	33.099	15.672	29.254	23.571	1'41.596	242,7	12:55'40.002
16	32.857	15.616	28.618	23.047	1'40.138	237,4	12:57'13.399	16	33.362	15.731	29.285	23.578	1'41.956	242,7	12:57'21.958
17	33.051	15.652	28.831	23.234	1'40.768	238,4	12:58'54.167	17	33.366	15.938	29.650	23.656	1'42.610	239,5	12:59'04.568
18	32.804	15.615	28.796	23.597	1'40.812	237,9	13:00'34.979	18	33.295	15.934	29.360	23.732	1'42.321	241,6	13:00'46.889
Race Time 30'17.830								Race Time 30'29.740							

21° 4 H. TRUELOVE [1'39.970]								RET 22 F. FULIGNI [1'39.758]							
Lap	Seg1	Seg2	Seg3	Seg4	Lap Time	km/h	Local Time	Lap	Seg1	Seg2	Seg3	Seg4	Lap Time	km/h	Local Time
1		15.863	28.824	23.133	1'48.601	252,3	12:32'05.750	1		15.607	28.787	23.345	1'47.846	243,8	12:32'04.995
2	33.054	15.316	28.654	23.218	1'40.242	250,6	12:33'45.992	2	33.175	15.369	28.611	23.085	1'40.240	246,0	12:33'45.235
3	32.690	15.478	28.668	23.542	1'40.378	247,7	12:35'26.370	3	33.039	15.536	28.701	23.367	1'40.643	247,7	12:35'25.878
4	33.130	15.314	28.791	23.150	1'40.385	245,5	12:37'06.755	4	33.170	15.277	28.670	22.971	1'40.088	247,1	12:37'05.966
5	32.752	15.340	28.727	23.151	1'39.970	246,6	12:38'46.725	5	32.853	15.344	28.657	23.175	1'40.029	248,8	12:38'45.995
6	33.045	15.410	28.747	23.191	1'40.393	252,3	12:40'27.118	6	33.046	15.365	28.678	23.006	1'40.095	246,0	12:40'26.090
7	33.186	15.390	28.782	23.190	1'40.548	244,9	12:42'07.666	7	32.814	15.615	28.485	22.938	1'39.852	243,2	12:42'05.942
8	32.716	15.639	28.732	23.280	1'40.367	248,8	12:43'48.033	8	32.729	15.281	28.665	23.083	1'39.758	244,9	12:43'45.700
9	32.848	15.474	28.788	23.326	1'40.436	250,0	12:45'28.469	9	32.752	15.462	28.627	22.962	1'39.803	241,1	12:45'25.503
10	33.981	15.545	28.913	23.635	1'42.074	246,6	12:47'10.543	10	33.077	15.380	28.640	23.027	1'40.124	241,6	12:47'05.627
11	33.344	15.430	28.851	23.790	1'41.415	245,5	12:48'51.958	11	32.753	15.349	28.893	23.207	1'40.202	243,8	12:48'45.829
12	33.038	15.698	28.959	23.213	1'40.908	246,0	12:50'32.866	12	32.798	15.497	28.606	23.075	1'39.976	240,0	12:50'25.805
13	33.186	15.534	28.932	23.346	1'40.998	242,2	12:52'13.864	13	32.927	15.421	28.743	23.321	1'40.412	240,5	12:52'06.217
14	33.019	15.524	29.011	23.353	1'40.907	241,6	12:53'54.771	14	33.129	15.409	28.725	23.369	1'40.632	243,8	12:53'46.849
15	33.364	15.484	29.086	23.497	1'41.431	246,6	12:55'36.202	15	33.073	15.349	28.695	22.960	1'40.077	244,9	12:55'26.926
16	33.393	15.590	29.061	23.463	1'41.507	244,9	12:57'17.709	16	32.910	15.605	28.809	22.928	1'40.252	241,1	12:57'07.178
17	33.142	15.477	29.139	23.594	1'41.352	245,5	12:58'59.061	17	32.780	15.422	28.690	23.180	1'40.072	242,2	12:58'47.250
18	33.254	15.675	28.984	23.616	1'41.529	244,9	13:00'40.590								
Race Time 30'23.441								Race Time 28'30.101							

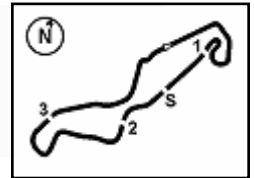
23/04/2023

P = Pits In/Out - C = Lap Time Cancelled

These data/results cannot be reproduced, stored and/or transmitted in whole or in part by any manner of electronic, mechanical, photocopying, recording, broadcasting or otherwise now known or herein after developed without the previous express consent by the copyright owner, except for reproduction in daily press and regular printed publications on sale to the public within 60 days of the event related to those data/results and always provided that copyright symbol appears together as follows below.

© DORNA WSBK ORGANIZATION Srl 2023





**Pirelli Dutch Round, 21-23 April 2023
Chronological Analysis Race 2**

Start at 12:30'17.149

RET								54 B. SOFUOGLU [1'38.153]							
Lap	Seg.1	Seg.2	Seg.3	Seg.4	Lap Time	km/h	Local Time	Lap	Seg.1	Seg.2	Seg.3	Seg.4	Lap Time	km/h	Local Time
1		15.245	28.347	23.232	1'45.209	250,6	12:32'02.358	1		15.245	28.347	23.232	1'45.209	250,6	12:32'02.358
2	32.254	15.162	28.229	22.872	1'38.517	248,8	12:33'40.875	2	32.254	15.162	28.229	22.872	1'38.517	248,8	12:33'40.875
3	32.176	15.344	28.157	22.707	1'38.384	248,8	12:35'19.259	3	32.176	15.344	28.157	22.707	1'38.384	248,8	12:35'19.259
4	32.165	15.241	28.134	22.766	1'38.306	251,2	12:36'57.565	4	32.165	15.241	28.134	22.766	1'38.306	251,2	12:36'57.565
5	32.452	15.041	28.074	22.586	1'38.153	257,8	12:38'35.718	5	32.452	15.041	28.074	22.586	1'38.153	257,8	12:38'35.718
6	32.336	15.070	28.231	22.630	1'38.267	251,7	12:40'13.985	6	32.336	15.070	28.231	22.630	1'38.267	251,7	12:40'13.985
7	32.057	15.146	28.281	22.669	1'38.153	251,2	12:41'52.138	7	32.057	15.146	28.281	22.669	1'38.153	251,2	12:41'52.138
								Race Time 11'34.989							

RET								68 L. POWER [1'40.985]							
Lap	Seg.1	Seg.2	Seg.3	Seg.4	Lap Time	km/h	Local Time	Lap	Seg.1	Seg.2	Seg.3	Seg.4	Lap Time	km/h	Local Time
1		15.744	29.081	23.009	1'48.364	248,3	12:32'05.513	1		15.744	29.081	23.009	1'48.364	248,3	12:32'05.513
2	33.815	15.487	28.905	23.751	1'41.958	247,7	12:33'47.471	2	33.815	15.487	28.905	23.751	1'41.958	247,7	12:33'47.471
3	33.972	15.511	29.211	23.320	1'42.014	241,6	12:35'29.485	3	33.972	15.511	29.211	23.320	1'42.014	241,6	12:35'29.485
4	33.236	15.453	29.070	23.226	1'40.985	240,0	12:37'10.470	4	33.236	15.453	29.070	23.226	1'40.985	240,0	12:37'10.470
5	33.192	15.609	29.099	23.272	1'41.172	239,5	12:38'51.642	5	33.192	15.609	29.099	23.272	1'41.172	239,5	12:38'51.642
6	33.575	15.630	29.360	31.731	1'50.296P	238,4	12:40'41.938	6	33.575	15.630	29.360	31.731	1'50.296P	238,4	12:40'41.938
								Race Time 10'24.789							

23/04/2023

P = Pits In/Out - C = Lap Time Cancelled

These data/results cannot be reproduced, stored and/or transmitted in whole or in part by any manner of electronic, mechanical, photocopying, recording, broadcasting or otherwise now known or herein after developed without the previous express consent by the copyright owner, except for reproduction in daily press and regular printed publications on sale to the public within 60 days of the event related to those data/results and always provided that copyright symbol appears together as follows below.

© DORNA WSBK ORGANIZATION Srl 2023