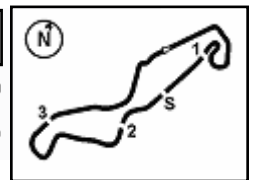


TT Circuit Assen 4.542 m

Pirelli Dutch Round, 21–23 April 2023
Biographical Entry List

No.	Rider (Abbreviation)	Age	Date of Birth	Place of Birth	Nat	Bike Team	Wins 2023	Podiums 2023	Pole 2023	Races 2023	Tyres	Class
1	3 DE ROSA Raffaele [DeR]	36	25/03/1987	Napoli	ITA	Ducati Panigale V2 Orelac Racing Verdnatura	1	19		118	Pirelli	
2	4 TRUELOVE Harry [Tru]	26	30/09/1996	Lincolnshire	GBR	Triumph Street Triple RS 765 Dynavolt Triumph				6	Pirelli	
3	7 NORRODIN Adam [Nor]	24	13/06/1998	Malesia	MAS	Honda CBR600RR PETRONAS MIE HONDA Team				4	Pirelli	
4	9 NAVARRO Jorge [Nav]	27	03/02/1996	La Puebla de Valbona	ESP	Yamaha YZF R6 Ten Kate Racing Yamaha				4	Pirelli	
5	11 BULEGA Nicolo [Bul]	23	16/10/1999	Montecchio Emilia	ITA	Ducati Panigale V2 Aruba Racing WorldSSP Team	2	12	1	28	Pirelli	
6	16 OKAYA Yuta [Oka]	23	12/07/1999	Tokyo	JPN	Kawasaki ZX-6R ProDina Kawasaki Racing					Pirelli	*
7	17 MCPHEE John [McP]	28	14/07/1994	Oban	GBR	Kawasaki ZX-6R Vince64 by Puccetti Racing		1		4	Pirelli	
8	19 MANTOVANI Andrea [Mat]	28	30/09/1994	Ferrara	ITA	Yamaha YZF R6 Evan Bros. WorldSSP Yamaha Team				4	Pirelli	
9	22 FULIGNI Federico [Ful]	27	01/06/1995	Bologna	ITA	Ducati Panigale V2 Orelac Racing Verdnatura				60	Pirelli	*
10	23 SCHROETTER Marcel [Sch]	30	02/01/1993	Landsberg am Lech	GER	MV Agusta F3 800 RR MV Agusta Reparto Corse				6	Pirelli	
11	24 WONGTHANANON Apiwath [Won]	29	02/02/1994	Chon Buri	THA	Yamaha YZF R6 Yamaha Thailand Racing Team				4	Pirelli	
12	27 DIAZ Alvaro [Dia]	19	07/08/2003	Valencia	ESP	Yamaha YZF R6 Arco Yart Yamaha WorldSSP					Pirelli	*
13	28 VAN STRAALEN Glenn [vSt]	22	30/09/2000	Hoogkarspel	NED	Yamaha YZF R6 EAB Racing Team		2		57	Pirelli	
14	29 SPINELLI Nicholas [Spi]	21	11/06/2001	Atri	ITA	Yamaha YZF R6 VFT Racing WEBIKE Yamaha		1		6	Pirelli	
15	32 BAYLISS Oliver [Bay]	19	20/09/2003	Monaco	AUS	Ducati Panigale V2 D34G Racing				28	Pirelli	
16**	40 CORSI Simone [Cor]	35	24/04/1987	Roma	ITA	Yamaha YZF R6 Altogo Racing Team					Pirelli	
17	51 SARMOON Anupab [Sar]	19	07/08/2003	Chiang	THA	Yamaha YZF R6 Yamaha Thailand Racing Team				4	Pirelli	
18	54 SOFUOGLU Bahattin [Sof]	19	19/08/2003	Adapazari	TUR	MV Agusta F3 800 RR MV Agusta Reparto Corse				21	Pirelli	
19	55 MONTELLA Yari [Mon]	23	05/01/2000	Oliveto Citra	ITA	Ducati Panigale V2 Barni Spark Racing Team	1	1		26	Pirelli	
20	61 ONCU Can [Onc]	19	26/07/2003	Oslo	TUR	Kawasaki ZX-6R Kawasaki Puccetti Racing	1	13		66	Pirelli	
21	62 MANZI Stefano [Man]	24	29/03/1999	Rimini	ITA	Yamaha YZF R6 Ten Kate Racing Yamaha	1	7	1	29	Pirelli	
22	64 CARICASULO Federico [Car]	27	06/04/1996	Ravenna	ITA	Ducati Panigale V2 Althea Racing Team	7	29	11	97	Pirelli	
23	66 TUULI Niki [Tuu]	27	26/11/1995	Myrskylä	FIN	Triumph Street Triple RS 765 Dynavolt Triumph	2	10	2	65	Pirelli	
24	68 POWER Luke [Pow]	18	30/11/2004	Ferntree	AUS	Kawasaki ZX-6R Motozoo ME AIR Racing					Pirelli	*
25	69 BOOTH-AMOS Tom [Boo]	27	12/03/1996	Shropshire	GBR	Kawasaki ZX-6R Motozoo ME AIR Racing				20	Pirelli	*
26	71 EDWARDS Tom [Edw]	21	09/07/2001	Wellington	AUS	Yamaha YZF R6 Yart - Yamaha WorldSSP Team				6	Pirelli	*
27	73 KOFLER Maximilian [Kof]	22	18/08/2000	Attnang-Puchheim	AUT	Ducati Panigale V2 D34G Racing				18	Pirelli	*
28	94 DEBISE Valentin [Deb]	31	12/02/1992	Albi	FRA	Yamaha YZF R6 GMT94 Yamaha				28	Pirelli	
29	95 MACKENZIE Tarran [Mac]	27	29/10/1995	Stirling	GBR	Honda CBR600RR PETRONAS MIE HONDA Team				4	Pirelli	
30	98 ABE Maiki [Abe]	19	17/01/2004	Tokio	JPN	Yamaha YZF R6 VFT Racing WEBIKE Yamaha					Pirelli	*
31	99 HUERTAS Adrian [Hue]	19	21/08/2003	Madrid	ESP	Kawasaki ZX-6R MTM Kawasaki				23	Pirelli	



Pirelli Dutch Round, 21-23 April 2023
Results Free Practice 1st Session

No.	Rider	Nat	Team	Bike	Class	Time	Gap	Rel.	Laps	Speed	
										Avg	Max
1	62 S. MANZI	ITA	Ten Kate Racing Yamaha	Yamaha YZF R6		1'38.316			21	166,313	250,0
2	11 N. BULEGA	ITA	Aruba Racing WorldSSP Team	Ducati Panigale V2		1'38.438	0.122	0.122	22	166,107	253,5
3	23 M. SCHROETTER	GER	MV Agusta Reparto Corse	MV Agusta F3 800 RR		1'38.587	0.271	0.149	17	165,856	254,7
4	9 J. NAVARRO	ESP	Ten Kate Racing Yamaha	Yamaha YZF R6		1'38.817	0.501	0.230	13	165,470	250,0
5	61 C. ONCU	TUR	Kawasaki Puccetti Racing	Kawasaki ZX-6R		1'38.857	0.541	0.040	19	165,403	254,1
6	28 G. VAN STRAALEN	NED	EAB Racing Team	Yamaha YZF R6		1'38.927	0.611	0.070	18	165,286	250,0
7	64 F. CARICASULO	ITA	Althea Racing Team	Ducati Panigale V2		1'38.951	0.635	0.024	20	165,245	256,5
8	55 Y. MONTELLA	ITA	Barni Spark Racing Team	Ducati Panigale V2		1'38.954	0.638	0.003	18	165,240	248,8
9	3 R. DE ROSA	ITA	Orelac Racing Verdatura	Ducati Panigale V2		1'39.198	0.882	0.244	13	164,834	250,0
10	66 N. TUULI	FIN	Dynavolt Triumph	Triumph Street Triple RS 765		1'39.284	0.968	0.086	17	164,691	257,1
11	69 T. BOOTH-AMOS	GBR	Motozoo ME AIR Racing	Kawasaki ZX-6R	*	1'39.386	1.070	0.102	16	164,522	250,6
12	94 V. DEBISE	FRA	GMT94 Yamaha	Yamaha YZF R6		1'39.456	1.140	0.070	21	164,406	254,1
13	54 B. SOFUOGLU	TUR	MV Agusta Reparto Corse	MV Agusta F3 800 RR		1'39.485	1.169	0.029	21	164,358	257,1
14	40 S. CORSI	ITA	AltoGo Racing Team	Yamaha YZF R6		1'39.662	1.346	0.177	16	164,067	243,8
15	99 A. HUERTAS	ESP	MTM Kawasaki	Kawasaki ZX-6R		1'39.686	1.370	0.024	13	164,027	254,7
16	19 A. MANTOVANI	ITA	Evan Bros. WorldSSP Yamaha Team	Yamaha YZF R6		1'40.055	1.739	0.369	21	163,422	251,7
17	71 T. EDWARDS	AUS	Yart - Yamaha WorldSSP Team	Yamaha YZF R6	*	1'40.306	1.990	0.251	20	163,013	251,7
18	51 A. SARMOON	THA	Yamaha Thailand Racing Team	Yamaha YZF R6		1'40.401	2.085	0.095	19	162,859	254,7
19	24 A. WONGTHANANON	THA	Yamaha Thailand Racing Team	Yamaha YZF R6		1'40.443	2.127	0.042	18	162,791	252,9
20	17 J. MCPHEE	GBR	Vince64 by Puccetti Racing	Kawasaki ZX-6R		1'40.545	2.229	0.102	19	162,626	255,3
21	4 H. TRUELOVE	GBR	Dynavolt Triumph	Triumph Street Triple RS 765		1'40.810	2.494	0.265	19	162,198	254,1
22	95 T. MACKENZIE	GBR	PETRONAS MIE HONDA Team	Honda CBR600RR		1'41.125	2.809	0.315	14	161,693	243,2
23	68 L. POWER	AUS	Motozoo ME AIR Racing	Kawasaki ZX-6R	*	1'41.258	2.942	0.133	19	161,481	251,7
24	73 M. KOFLER	AUT	D34G Racing	Ducati Panigale V2	*	1'41.465	3.149	0.207	17	161,151	255,3
25	29 N. SPINELLI	ITA	VFT Racing WEBIKE Yamaha	Yamaha YZF R6		1'41.507	3.191	0.042	16	161,084	245,5
26	22 F. FULIGNI	ITA	Orelac Racing Verdatura	Ducati Panigale V2	*	1'41.607	3.291	0.100	14	160,926	251,7
27	7 A. NORRODIN	MAS	PETRONAS MIE HONDA Team	Honda CBR600RR		1'42.243	3.927	0.636	17	159,925	243,2
28	16 Y. OKAYA	JPN	ProDina Kawasaki Racing	Kawasaki ZX-6R	*	1'42.718	4.402	0.475	21	159,185	252,9
----- Out 105% in this Session -----											
29	98 M. ABE	JPN	VFT Racing WEBIKE Yamaha	Yamaha YZF R6	*	1'44.676	6.360	1.958	19	156,208	245,5
30	27 A. DIAZ	ESP	Arco Yart Yamaha WorldSSP	Yamaha YZF R6	*				4		192,2
31	32 O. BAYLISS	AUS	D34G Racing	Ducati Panigale V2					0		252,3

Qualifying Lap Time (105% of 1'38.316): **1'43.232**

* WorldSSP Challenge

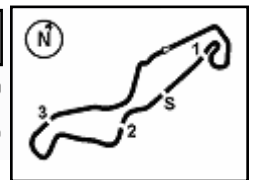
AIR	Humidity:	63%	Temp:	15°C
TRACK	Condition:	Dry	Temp:	18°C

Records	Pole	(SP)	2022	D.Aegerter	1'36.906	168,730	Km/h
	Race	(RC1)	2021	D.Aegerter	1'37.688	167,380	Km/h
	All Times	(SP)	2022	D.Aegerter	1'36.906	168,730	Km/h

Start 21/04/2023 11:25 End 12:25 The results are provisional until the end of the time limit for protests and appeals and the completion of the technical checks.

These data/results cannot be reproduced, stored and/or transmitted in whole or in part by any manner of electronic, mechanical, photocopying, recording, broadcasting or otherwise now known or herein after developed without the previous express consent by the copyright owner, except for reproduction in daily press and regular printed publications on sale to the public within 60 days of the event related to those data/results and always provided that copyright symbol appears together as follows below.

© DORNA WSBK ORGANIZATION Srl 2023



Pirelli Dutch Round, 21-23 April 2023
Results Free Practice 1st Session

Session Highlights

Local Time	No. Rider	Description
11.25.00		Start
11.25.06		WorldSSP Pit Intervention Time: 1min 16secs
11.28.44		RED FLAG
11.29.54	9 J. NAVARRO	Crashed - Turn 18
11.29.54	32 O. BAYLISS	Crashed - Turn 18
11.37.00		Session Restart
11.40.47	11 N. BULEGA	Lap Cancelled [12'50.500] - Exceeded Track Limits - Turn 17
11.45.41	11 N. BULEGA	Lap Cancelled [1'41.049] - Exceeded Track Limits on Previous Lap - Turn 17
11.48.20	95 T. MACKENZIE	RACELINK NOT WORKING
11.48.57		BLACK FLAG - Racelink DO NOT work properly [RF]
11.51.47	27 A. DIAZ	Technical Problem - Pit Exit
11.51.55	62 S. MANZI	Lap Cancelled [1'39.524] - Exceeded Track Limits - Turn 16
11.52.16	27 A. DIAZ	Re-joined
11.54.14	16 Y. OKAYA	RACELINK NOT WORKING
11.54.44	16 Y. OKAYA	BLACK FLAG - RACELINK NOT WORKING
11.56.33	69 T. BOOTH-AMOS	Lap Cancelled [9'02.295] - Exceeded Track Limits - Turn 18
11.57.51	73 M. KOFLER	RACELINK GPS NOT WORKING
11.58.41	16 Y. OKAYA	Allowed to continue the practice
11.58.56	73 M. KOFLER	BLACK FLAG - Racelink DO NOT work properly [GPS]
12.00.26	99 A. HUERTAS	RACELINK GPS NOT WORKING
12.01.37	99 A. HUERTAS	RACELINK GPS NOT WORKING
12.01.59	99 A. HUERTAS	BLACK FLAG - RACELINK GPS NOT WORKING
12.02.54	3 R. DE ROSA	BLACK FLAG - RACELINK NOT WORKING
12.04.32		Yamaha R3 FP Pit Lane Will Open at 12.30
12.12.39	51 A. SARMOON	Lap Cancelled [1'41.893] - Exceeded Track Limits - Turn 18
12.13.41	73 M. KOFLER	RACELINK GPS NOT WORKING
12.18.53	69 T. BOOTH-AMOS	Lap Cancelled [1'39.883] - Exceeded Track Limits on Previous Lap - Turn 18
12.19.09	51 A. SARMOON	Lap Cancelled [1'41.589] - Exceeded Track Limits on Previous Lap - Turn 18
12.20.11	94 V. DEBISE	Lap Cancelled [1'39.610] - Exceeded Track Limits - Turn 18
12.20.44	66 N. TUULI	Lap Cancelled [1'46.627] - Exceeded Track Limits - Turn 18
12.21.31	17 J. MCPHEE	Lap Cancelled [1'40.847] - Exceeded Track Limits - Turn 18
12.21.38	66 N. TUULI	Technical Problem - Turn 8
12.22.17	94 V. DEBISE	Lap Cancelled [1'39.393] - Exceeded Track Limits on Previous Lap - Turn 18
12.22.39	23 M. SCHROETTER	Lap Cancelled [1'40.417] - Exceeded Track Limits - Turn 17
12.24.57	95 T. MACKENZIE	Lap Cancelled [1'41.747] - Exceeded Track Limits - Turn 18
12.25.07	95 T. MACKENZIE	Lap Cancelled [1'41.587] - Exceeded Track Limits on Previous Lap - Turn 18
12.25.33		End Of Session
12.30.31	99 A. HUERTAS	Lap Cancelled [1'40.046] - Exceeded Track Limits - Turn 17
12.31.06	99 A. HUERTAS	Lap Cancelled [1'39.561] - Exceeded Track Limits on Previous Lap - Turn 17

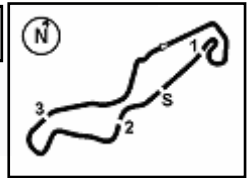
Fastest Laps Sequence

No.	Rider	Nat	Team	Bike	Local Time	Time	Gap	Avg
94	V. DEBISE	FRA	GMT94 Yamaha	Yamaha YZF R6	11:28'28.927	1'42.408		159,667
62	S. MANZI	ITA	Ten Kate Racing Yamaha	Yamaha YZF R6	11:40'33.492	1'39.697	-2.711	164,009
62	S. MANZI	ITA	Ten Kate Racing Yamaha	Yamaha YZF R6	11:42'12.281	1'38.789	-0.908	165,516
62	S. MANZI	ITA	Ten Kate Racing Yamaha	Yamaha YZF R6	11:43'50.883	1'38.602	-0.187	165,830
62	S. MANZI	ITA	Ten Kate Racing Yamaha	Yamaha YZF R6	11:48'48.001	1'38.316	-0.286	166,313

Start 11:25 End 12:25 The results are provisional until the end of the time limit for protests and appeals and the completion of the technical checks.

These data/results cannot be reproduced, stored and/or transmitted in whole or in part by any manner of electronic, mechanical, photocopying, recording, broadcasting or otherwise now known or herein after developed without the previous express consent by the copyright owner, except for reproduction in daily press and regular printed publications on sale to the public within 60 days of the event related to those data/results and always provided that copyright symbol appears together as follows below.

© DORNA WSBK ORGANIZATION Srl 2023



Pirelli Dutch Round, 21-23 April 2023
Best Sectors & Speed Free Practice 1st Session

TT Circuit Assen 4.542 m

BEST LAP		
1	62 S. MANZI	Yamaha YZF R6 1'38.316
2	11 N. BULEGA	Ducati Panigale V2 1'38.438
3	23 M. SCHROETTER	MV Agusta F3 800 RR 1'38.587
4	9 J. NAVARRO	Yamaha YZF R6 1'38.817
5	61 C. ONCU	Kawasaki ZX-6R 1'38.857
6	28 G. VAN STRAALEN	Yamaha YZF R6 1'38.927
7	64 F. CARICASULO	Ducati Panigale V2 1'38.951
8	55 Y. MONTELLA	Ducati Panigale V2 1'38.954
9	3 R. DE ROSA	Ducati Panigale V2 1'39.198
10	66 N. TUULI	Triumph Street Triple RS 765 1'39.284
11	69 T. BOOTH-AMOS	Kawasaki ZX-6R 1'39.386
12	94 V. DEBISE	Yamaha YZF R6 1'39.456
13	54 B. SOFUOGLU	MV Agusta F3 800 RR 1'39.485
14	40 S. CORSI	Yamaha YZF R6 1'39.662
15	99 A. HUERTAS	Kawasaki ZX-6R 1'39.686
16	19 A. MANTOVANI	Yamaha YZF R6 1'40.055
17	71 T. EDWARDS	Yamaha YZF R6 1'40.306
18	51 A. SARMOON	Yamaha YZF R6 1'40.401
19	24 A. WONGTHANANON	Yamaha YZF R6 1'40.443
20	17 J. MCPHEE	Kawasaki ZX-6R 1'40.545
21	4 H. TRUELOVE	Triumph Street Triple RS 765 1'40.810
22	95 T. MACKENZIE	Honda CBR600RR 1'41.125
23	68 L. POWER	Kawasaki ZX-6R 1'41.258
24	73 M. KOFLER	Ducati Panigale V2 1'41.465
25	29 N. SPINELLI	Yamaha YZF R6 1'41.507
26	22 F. FULIGNI	Ducati Panigale V2 1'41.607
27	7 A. NORRODIN	Honda CBR600RR 1'42.243
28	16 Y. OKAYA	Kawasaki ZX-6R 1'42.718
29	98 M. ABE	Yamaha YZF R6 1'44.676
30	27 A. DIAZ	Yamaha YZF R6
31	32 D. BAYLISS	Ducati Panigale V2

SPEED		
1	66 N. TUULI	Triumph Street Triple RS 765 257,1
2	54 B. SOFUOGLU	MV Agusta F3 800 RR 257,1
3	64 F. CARICASULO	Ducati Panigale V2 256,5
4	17 J. MCPHEE	Kawasaki ZX-6R 255,3
5	73 M. KOFLER	Ducati Panigale V2 255,3
6	23 M. SCHROETTER	MV Agusta F3 800 RR 254,7
7	51 A. SARMOON	Yamaha YZF R6 254,7
8	99 A. HUERTAS	Kawasaki ZX-6R 254,7
9	4 H. TRUELOVE	Triumph Street Triple RS 765 254,1
10	61 C. ONCU	Kawasaki ZX-6R 254,1
11	94 V. DEBISE	Yamaha YZF R6 254,1
12	11 N. BULEGA	Ducati Panigale V2 253,5
13	16 Y. OKAYA	Kawasaki ZX-6R 252,9
14	24 A. WONGTHANANON	Yamaha YZF R6 252,9
15	32 D. BAYLISS	Ducati Panigale V2 252,3
16	19 A. MANTOVANI	Yamaha YZF R6 251,7
17	68 L. POWER	Kawasaki ZX-6R 251,7
18	71 T. EDWARDS	Yamaha YZF R6 251,7
19	22 F. FULIGNI	Ducati Panigale V2 251,7
20	69 T. BOOTH-AMOS	Kawasaki ZX-6R 250,6
21	28 G. VAN STRAALEN	Yamaha YZF R6 250,0
22	62 S. MANZI	Yamaha YZF R6 250,0
23	9 J. NAVARRO	Yamaha YZF R6 250,0
24	3 R. DE ROSA	Ducati Panigale V2 250,0
25	55 Y. MONTELLA	Ducati Panigale V2 248,8
26	29 N. SPINELLI	Yamaha YZF R6 245,5
27	98 M. ABE	Yamaha YZF R6 245,5
28	40 S. CORSI	Yamaha YZF R6 243,8
29	7 A. NORRODIN	Honda CBR600RR 243,2
30	95 T. MACKENZIE	Honda CBR600RR 243,2
31	27 A. DIAZ	Yamaha YZF R6 192,2

SEG. 1	
1	62 S. MANZI 32.034
2	9 J. NAVARRO 32.092
3	11 N. BULEGA 32.218
4	94 V. DEBISE 32.225
5	61 C. ONCU 32.251
6	66 N. TUULI 32.275
7	64 F. CARICASULO 32.276
8	23 M. SCHROETTER 32.277
9	54 B. SOFUOGLU 32.289
10	28 G. VAN STRAALEN 32.350
11	55 Y. MONTELLA 32.370
12	3 R. DE ROSA 32.372
13	40 S. CORSI 32.374
14	69 T. BOOTH-AMOS 32.374
15	51 A. SARMOON 32.552
16	19 A. MANTOVANI 32.586
17	24 A. WONGTHANANON 32.679
18	71 T. EDWARDS 32.679
19	99 A. HUERTAS 32.695
20	4 H. TRUELOVE 32.748
21	17 J. MCPHEE 32.789
22	95 T. MACKENZIE 32.868
23	22 F. FULIGNI 33.160
24	73 M. KOFLER 33.185
25	7 A. NORRODIN 33.210
26	68 L. POWER 33.224
27	29 N. SPINELLI 33.242
28	16 Y. OKAYA 33.356
29	98 M. ABE 33.934
30	32 D. BAYLISS 34.032

SEG. 2	
1	23 M. SCHROETTER 14.999
2	11 N. BULEGA 15.014
3	62 S. MANZI 15.037
4	99 A. HUERTAS 15.102
5	55 Y. MONTELLA 15.140
6	61 C. ONCU 15.168
7	66 N. TUULI 15.168
8	9 J. NAVARRO 15.208
9	64 F. CARICASULO 15.208
10	28 G. VAN STRAALEN 15.215
11	54 B. SOFUOGLU 15.237
12	19 A. MANTOVANI 15.242
13	94 V. DEBISE 15.249
14	69 T. BOOTH-AMOS 15.286
15	51 A. SARMOON 15.329
16	24 A. WONGTHANANON 15.331
17	3 R. DE ROSA 15.348
18	40 S. CORSI 15.365
19	73 M. KOFLER 15.389
20	4 H. TRUELOVE 15.391
21	17 J. MCPHEE 15.404
22	71 T. EDWARDS 15.411
23	68 L. POWER 15.473
24	22 F. FULIGNI 15.514
25	95 T. MACKENZIE 15.545
26	29 N. SPINELLI 15.567
27	16 Y. OKAYA 15.664
28	32 D. BAYLISS 15.729
29	7 A. NORRODIN 15.841
30	98 M. ABE 15.866
31	27 A. DIAZ 19.221

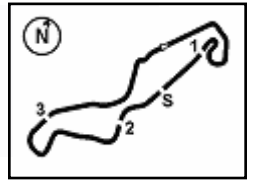
SEG. 3	
1	61 C. ONCU 28.244
2	55 Y. MONTELLA 28.339
3	11 N. BULEGA 28.341
4	23 M. SCHROETTER 28.350
5	62 S. MANZI 28.392
6	9 J. NAVARRO 28.416
7	64 F. CARICASULO 28.429
8	94 V. DEBISE 28.475
9	28 G. VAN STRAALEN 28.519
10	69 T. BOOTH-AMOS 28.531
11	3 R. DE ROSA 28.540
12	66 N. TUULI 28.553
13	40 S. CORSI 28.606
14	99 A. HUERTAS 28.609
15	19 A. MANTOVANI 28.632
16	24 A. WONGTHANANON 28.693
17	54 B. SOFUOGLU 28.704
18	71 T. EDWARDS 28.719
19	4 H. TRUELOVE 28.755
20	17 J. MCPHEE 28.804
21	95 T. MACKENZIE 28.817
22	51 A. SARMOON 28.862
23	29 N. SPINELLI 29.105
24	22 F. FULIGNI 29.142
25	7 A. NORRODIN 29.189
26	68 L. POWER 29.216
27	32 D. BAYLISS 29.266
28	73 M. KOFLER 29.283
29	16 Y. OKAYA 29.374
30	98 M. ABE 29.927
31	27 A. DIAZ 32.891

SEG. 4	
1	23 M. SCHROETTER 22.763
2	62 S. MANZI 22.787
3	55 Y. MONTELLA 22.792
4	64 F. CARICASULO 22.803
5	11 N. BULEGA 22.819
6	28 G. VAN STRAALEN 22.820
7	61 C. ONCU 22.909
8	3 R. DE ROSA 22.938
9	9 J. NAVARRO 23.004
10	94 V. DEBISE 23.069
11	69 T. BOOTH-AMOS 23.071
12	54 B. SOFUOGLU 23.076
13	99 A. HUERTAS 23.090
14	66 N. TUULI 23.145
15	71 T. EDWARDS 23.246
16	40 S. CORSI 23.277
17	51 A. SARMOON 23.332
18	73 M. KOFLER 23.341
19	68 L. POWER 23.345
20	19 A. MANTOVANI 23.352
21	17 J. MCPHEE 23.369
22	24 A. WONGTHANANON 23.403
23	29 N. SPINELLI 23.511
24	22 F. FULIGNI 23.548
25	95 T. MACKENZIE 23.762
26	4 H. TRUELOVE 23.825
27	7 A. NORRODIN 23.837
28	16 Y. OKAYA 23.844
29	32 D. BAYLISS 24.493
30	98 M. ABE 24.670

21/04/2023

These data/results cannot be reproduced, stored and/or transmitted in whole or in part by any manner of electronic, mechanical, photocopying, recording, broadcasting or otherwise now known or herein after developed without the previous express consent by the copyright owner, except for reproduction in daily press and regular printed publications on sale to the public within 60 days of the event related to those data/results and always provided that copyright symbol appears together as follows below.

© DORNA WSBK ORGANIZATION Srl 2023



TT Circuit Assen 4.542 m

Pirelli Dutch Round, 21-23 April 2023
Ideal Times Free Practice 1st Session

No. Rider	Nat	Bike	Seg. 1 Diff. 1	Seg. 2 Diff. 2	Seg. 3 Diff. 3	Seg. 4 Diff. 4	Ideal Time Best Lap	Pos.	Diff.
1 62 S. MANZI	ITA	Yamaha YZF R6	32.034	15.037 +0.014	28.392 +0.052	22.787	1'38.250 1'38.316	1	0.066
2 23 M. SCHROETTER	GER	MV Agusta F3 800 RR	32.277 +0.021	14.999 +0.074	28.350 +0.103	22.763	1'38.389 1'38.587	3	0.198
3 11 N. BULEGA	ITA	Ducati Panigale V2	32.218	15.014	28.341 +0.046	22.819	1'38.392 1'38.438	2	0.046
4 61 C. ONCU	TUR	Kawasaki ZX-6R	32.251 +0.133	15.168 +0.099	28.244 +0.053	22.909	1'38.572 1'38.857	5	0.285
5 55 Y. MONTELLA	ITA	Ducati Panigale V2	32.370 +0.077	15.140	28.339	22.792 +0.236	1'38.641 1'38.954	8	0.313
6 64 F. CARICASULO	ITA	Ducati Panigale V2	32.276 +0.101	15.208 +0.026	28.429	22.803 +0.108	1'38.716 1'38.951	7	0.235
7 9 J. NAVARRO	ESP	Yamaha YZF R6	32.092	15.208 +0.046	28.416 +0.051	23.004	1'38.720 1'38.817	4	0.097
8 28 G. VAN STRAALEN	NED	Yamaha YZF R6	32.350 +0.015	15.215 +0.008	28.519	22.820	1'38.904 1'38.927	6	0.023
9 94 V. DEBISE	FRA	Yamaha YZF R6	32.225 +0.111	15.249 +0.161	28.475 +0.025	23.069 +0.141	1'39.018 1'39.456	12	0.438
10 66 N. TUULI	FIN	Triumph Street Triple RS 765	32.275	15.168 +0.068	28.553 +0.075	23.145	1'39.141 1'39.284	10	0.143
11 3 R. DE ROSA	ITA	Ducati Panigale V2	32.372	15.348	28.540	22.938	1'39.198 1'39.198	9	
12 69 T. BOOTH-AMOS	GBR	Kawasaki ZX-6R	32.374	15.286 +0.093	28.531 +0.015	23.071 +0.016	1'39.262 1'39.386	11	0.124
13 54 B. SOFUOGLU	TUR	MV Agusta F3 800 RR	32.289 +0.054	15.237 +0.038	28.704	23.076 +0.087	1'39.306 1'39.485	13	0.179
14 99 A. HUERTAS	ESP	Kawasaki ZX-6R	32.695	15.102 +0.150	28.609 +0.022	23.090 +0.018	1'39.496 1'39.686	15	0.190
15 40 S. CORSI	ITA	Yamaha YZF R6	32.374	15.365	28.606	23.277 +0.040	1'39.622 1'39.662	14	0.040
16 19 A. MANTOVANI	ITA	Yamaha YZF R6	32.586 +0.196	15.242 +0.047	28.632	23.352	1'39.812 1'40.055	16	0.243
17 71 T. EDWARDS	AUS	Yamaha YZF R6	32.679	15.411 +0.089	28.719	23.246 +0.162	1'40.055 1'40.306	17	0.251
18 51 A. SARMOON	THA	Yamaha YZF R6	32.552	15.329 +0.071	28.862 +0.100	23.332 +0.155	1'40.075 1'40.401	18	0.326
19 24 A. WONGTHANANON	THA	Yamaha YZF R6	32.679 +0.189	15.331 +0.148	28.693	23.403	1'40.106 1'40.443	19	0.337
20 17 J. MCPHEE	GBR	Kawasaki ZX-6R	32.789 +0.019	15.404 +0.053	28.804	23.369 +0.107	1'40.366 1'40.545	20	0.179
21 4 H. TRUETOVE	GBR	Triumph Street Triple RS 765	32.748	15.391 +0.091	28.755	23.825	1'40.719 1'40.810	21	0.091
22 95 T. MACKENZIE	GBR	Honda CBR600RR	32.868	15.545	28.817 +0.038	23.762 +0.095	1'40.992 1'41.125	22	0.133
23 73 M. KOFLER	AUT	Ducati Panigale V2	33.185 +0.042	15.389 +0.217	29.283 +0.008	23.341	1'41.198 1'41.465	24	0.267
24 68 L. POWER	AUS	Kawasaki ZX-6R	33.224	15.473	29.216	23.345	1'41.258 1'41.258	23	
25 22 F. FULIGNI	ITA	Ducati Panigale V2	33.160 +0.127	15.514 +0.005	29.142	23.548 +0.111	1'41.364 1'41.607	26	0.243
26 29 N. SPINELLI	ITA	Yamaha YZF R6	33.242 +0.034	15.567 +0.048	29.105	23.511	1'41.425 1'41.507	25	0.082
27 7 A. NORRODIN	MAS	Honda CBR600RR	33.210	15.841 +0.113	29.189 +0.019	23.837 +0.034	1'42.077 1'42.243	27	0.166
28 16 Y. OKAYA	JPN	Kawasaki ZX-6R	33.356 +0.254	15.664 +0.013	29.374 +0.153	23.844 +0.060	1'42.238 1'42.718	28	0.480
29 98 M. ABE	JPN	Yamaha YZF R6	33.934 +0.022	15.866 +0.198	29.927 +0.059	24.670	1'44.397 1'44.676	29	0.279
27 A. DIAZ	ESP	Yamaha YZF R6							
32 O. BAYLISS	AUS	Ducati Panigale V2							
Overall Ideal Time			32.034	14.999	28.244	22.763	1'38.040		

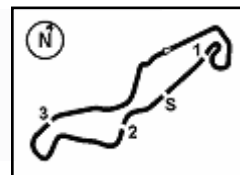
21/04/2023

These data/results cannot be reproduced, stored and/or transmitted in whole or in part by any manner of electronic, mechanical, photocopying, recording, broadcasting or otherwise now known or herein after developed without the previous express consent by the copyright owner, except for reproduction in daily press and regular printed publications on sale to the public within 60 days of the event related to those data/results and always provided that copyright symbol appears together as follows below.

© DORNA WSBK ORGANIZATION Srl 2023

FIGR PERUGIA TIMING





TT Circuit Assen 4.542 m

2 / 6

13	32.368	15.368	28.684	23.093	1'39.513	250,0	12:04'40.254	8	11'08.855	17.060	34.811	24.193	12'24.919P	231,8	12:01'05.230
14	32.350	15.315	28.766	22.987	1'39.418	248,3	12:06'19.672	9	33.063	15.562	28.922	23.821	1'41.368	247,1	12:02'46.598
15	32.938	15.328	28.770	33.591	1'50.627P	248,8	12:08'10.299	10	32.601	15.905	28.958	33.710	1'51.174P	247,7	12:04'37.772
16	4'10.958	15.481	28.943	23.120	5'18.502P	246,6	12:13'28.801	11	8'36.552	15.731	29.917	23.357	9'45.557P	245,5	12:14'23.329
17	32.412	15.243	28.677	23.113	1'39.445	248,8	12:15'08.246	12	32.521	15.414	28.555	23.168	1'39.658	246,6	12:16'02.987
18	32.569	15.301	28.631	23.242	1'39.743	247,7	12:16'47.989	13	32.620	15.353	28.583	23.205	1'39.761	246,0	12:17'42.748
19	32.641	15.350	28.872	23.430	1'40.293	247,1	12:18'28.282	14	32.372	15.348	28.540	22.938	1'39.198	247,1	12:19'21.946

7° 64 F. CARICASULO [1'38.951]

Lap	Seg1	Seg2	Seg3	Seg4	Lap Time	km/h	Local Time
1		16.359	29.952	24.063	246,0	11:27'34.845	
2	33.604	16.031	29.845	42.804	2'02.284CP	247,7	11:29'37.129
3	8'43.462	15.981	29.424	23.692	9'52.559P	253,5	11:39'29.688
4	33.229	15.836	28.711	23.261	1'41.037	254,7	11:41'10.725
5	32.720	15.445	28.806	24.114	1'41.085	253,5	11:42'51.810
6	33.643	15.572	29.220	23.332	1'41.767	256,5	11:44'33.577
7	32.723	15.296	28.547	23.038	1'39.604	252,3	11:46'13.181
8	32.416	15.241	28.486	22.949	1'39.092	252,3	11:47'52.273
9	32.575	15.282	28.713	23.076	1'39.646	252,3	11:49'31.919
10	32.484	15.356	28.642	22.925	1'39.407	251,7	11:51'11.326
11	32.453	15.296	28.487	22.803	1'39.039	250,0	11:52'50.365
12	32.377	15.234	28.429	22.911	1'38.951	250,6	11:54'29.316
13	37.303	15.454	29.079	34.548	1'56.384P	250,6	11:56'25.700
14	10'16.031	15.798	29.120	23.447	11'24.396P	247,1	12:07'50.096
15	32.629	15.365	28.683	23.006	1'39.683	248,8	12:09'29.779
16	39.238	15.356	28.555	23.222	1'46.371	249,4	12:11'16.150
17	32.582	15.208	28.615	22.995	1'39.400	248,3	12:12'55.550
18	32.520	15.240	28.594	23.168	1'39.522	250,6	12:14'35.072
19	32.358	15.303	28.542	23.057	1'39.260	250,0	12:16'14.332
20	32.375	15.221	28.526	22.874	1'38.996	248,3	12:17'53.328
21	32.276	15.248	28.462	23.032	1'39.018	248,8	12:19'32.346

10° 66 N. TUULI [1'39.284]

Lap	Seg1	Seg2	Seg3	Seg4	Lap Time	km/h	Local Time
1		16.733	31.069	23.822	240,5	11:28'10.441	
2	33.135	15.956	31.554	37.855	1'58.500CP	250,6	11:30'08.941
3	8'12.409	15.837	29.525	23.692	9'21.463P	253,5	11:39'30.404
4	32.918	15.926	28.925	23.243	1'41.012	254,7	11:41'11.416
5	32.531	15.315	28.553	23.813	1'40.212	253,5	11:42'51.628
6	33.408	15.622	28.829	23.179	1'41.038	257,1	11:44'32.666
7	32.445	15.191	28.876	23.231	1'39.743	252,3	11:46'12.409
8	32.455	15.222	28.696	23.208	1'39.581	251,7	11:47'51.990
9	32.531	15.253	29.204	34.334	1'51.322P	250,6	11:49'43.312
10	6'57.693	15.532	29.217	23.297	8'05.739P	248,3	11:57'49.051
11	32.456	15.394	28.703	23.549	1'40.102	250,0	11:59'29.153
12	32.508	15.236	28.884	23.341	1'39.969	250,6	12:01'09.122
13	32.321	15.168	28.672	23.303	1'39.464	252,3	12:02'48.586
14	32.712	15.470	29.304	33.060	1'50.546P	251,7	12:04'39.132
15	7'02.901	15.746	29.565	25.432	8'13.644P	248,3	12:12'52.776
16	33.181	15.408	29.144	25.126	1'42.859	252,9	12:14'35.635
17	32.275	15.236	28.628	23.145	1'39.284	252,9	12:16'14.919
18	39.516	15.421	28.677	23.013	1'46.627C	248,8	12:18'01.546

11° 69 T. BOOTH-AMDS [1'39.386]

Lap	Seg1	Seg2	Seg3	Seg4	Lap Time	km/h	Local Time
1		19.230	31.442	34.027	193,9	11:27'32.461	
2	10'35.792	16.322	29.910	23.724	11'45.748P	242,7	11:39'18.209
3	33.039	15.653	29.095	23.990	1'41.777	247,7	11:40'59.986
4	33.129	15.533	28.924	23.298	1'40.884	247,7	11:42'40.870
5	32.752	15.532	28.828	23.336	1'40.448	248,8	11:44'21.318
6	32.802	15.425	28.718	32.228	1'49.173P	249,4	11:46'10.491
7	7'52.079	16.419	30.374	23.423	9'02.295CP	233,8	11:55'12.786
8	32.716	15.355	28.531	23.281	1'39.883C	250,6	11:56'52.669
9	32.694	15.479	28.657	23.269	1'40.099	247,1	11:58'32.768
10	32.627	15.561	28.586	23.171	1'39.945	243,8	12:00'12.713
11	32.597	15.379	28.697	23.299	1'39.972	248,8	12:01'52.685
12	35.321	16.205	30.409	33.759	1'55.694P	246,6	12:03'48.379
13	6'54.321	16.941	33.710	23.871	8'08.843P	234,8	12:11'57.222
14	32.655	15.333	28.576	23.071	1'39.635	247,7	12:13'36.857
15	32.374	15.379	28.546	23.087	1'39.386	248,3	12:15'16.243
16	32.434	15.286	28.679	23.241	1'39.640	247,1	12:16'55.883
17	32.402	15.430	28.866	35.440	1'52.138P	245,5	12:18'48.021

12° 94 V. DEBISE [1'39.456]

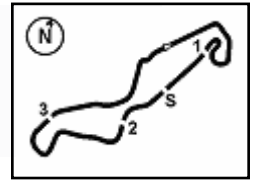
Lap	Seg1	Seg2	Seg3	Seg4	Lap Time	km/h	Local Time
1		16.134	28.982	24.177	243,2	11:26'46.519	
2	33.377	16.224	28.971	23.836	1'42.408	247,1	11:28'28.927
3	32.956	16.368	29.295	33.580	1'52.199CP	241,6	11:30'21.126
4	8'04.020	15.823	28.979	23.631	9'12.453P	247,7	11:39'33.579
5	32.833	15.597	28.777	23.257	1'40.464	249,4	11:41'14.043
6	32.724	15.430	28.760	23.161	1'40.075	249,4	11:42'54.118
7	32.743	15.589	29.067	23.881	1'41.280	254,1	11:44'35.398
8	33.324	15.466	28.777	23.128	1'40.695	253,5	11:46'16.093
9	32.603	15.487	28.475	23.069	1'39.634	252,3	11:47'55.727
10	32.874	15.401	28.561	23.463	1'40.299	253,5	11:49'36.026
11	32.480	15.442	28.640	23.161	1'39.723	252,3	11:51'15.749
12	32.566	15.327	28.703	23.760	1'40.356	251,2	11:52'56.105

21/04/2023 P = Pits In/Out - C = Lap Time Cancelled

These data/results cannot be reproduced, stored and/or transmitted in whole or in part by any manner of electronic, mechanical, photocopying, recording, broadcasting or otherwise now known or herein after developed without the previous express consent by the copyright owner, except for reproduction in daily press and regular printed publications on sale to the public within 60 days of the event related to those data/results and always provided that copyright symbol appears together as follows below.

© DORNA WSBK ORGANIZATION Srl 2023





TT Circuit Assen 4.542 m

Pirelli Dutch Round, 21-23 April 2023
Chronological Analysis Free Practice 1st Session

16	33.950	16.072	30.251	24.864	1'45.137	241,6	12:12'14.782
17	33.934	16.160	30.330	25.017	1'45.441	242,2	12:14'00.223
18	34.253	16.290	30.242	24.683	1'45.468	239,5	12:15'45.691
19	34.016	16.143	30.299	25.059	1'45.517	241,6	12:17'31.208
20	33.956	16.064	29.986	24.670	1'44.676	241,6	12:19'15.884

30° 32 O. BAYLISS							
Lap	Seg.1	Seg.2	Seg.3	Seg.4	Lap Time	km/h	Local Time
1		16.576	30.093	24.493		244,9	11:26'52.653

31° 27 A. DIAZ							
Lap	Seg.1	Seg.2	Seg.3	Seg.4	Lap Time	km/h	Local Time
1		21.091	34.222	36.498		159,3	11:28'01.563
2	10'27.259	19.221	32.891	35.489	11'54.860P	192,2	11:39'56.423
3	4'31.648	20.129	33.658	36.411	6'01.846P	177,0	11:45'58.269
4	6'42.350	20.002	32.938	35.141	8'10.431P	169,8	11:54'08.700
5	4'31.239	19.471	33.796	35.778	6'00.284P	174,8	12:00'08.984

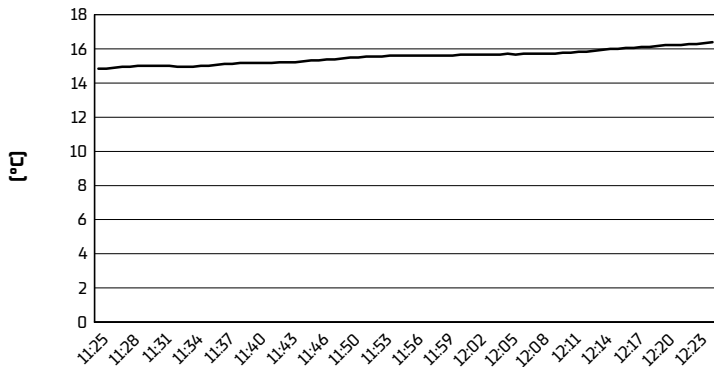
21/04/2023 P = Pits In/Out - C = Lap Time Cancelled

These data/results cannot be reproduced, stored and/or transmitted in whole or in part by any manner of electronic, mechanical, photocopying, recording, broadcasting or otherwise now known or herein after developed without the previous express consent by the copyright owner, except for reproduction in daily press and regular printed publications on sale to the public within 60 days of the event related to those data/results and always provided that copyright symbol appears together as follows below.

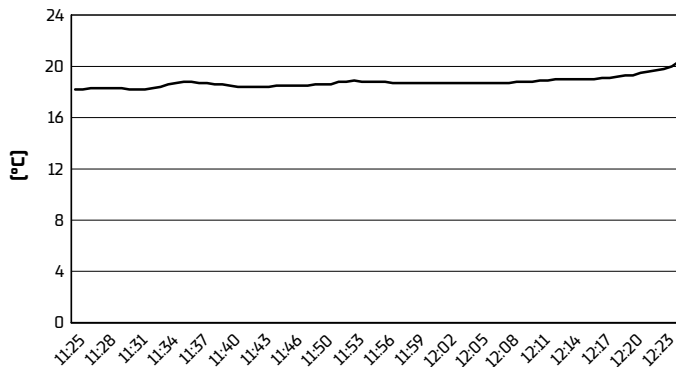
© DORNA WSBK ORGANIZATION Srl 2023

Pirelli Dutch Round, 21-23 April 2023
Weather Report Free Practice 1st Session
Session started 11:25 - Session ended 12:25

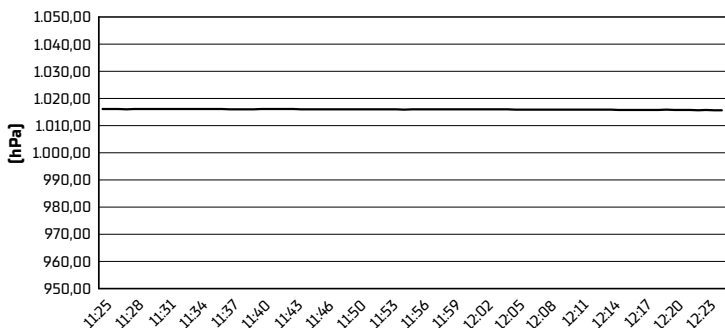
Air Temperature



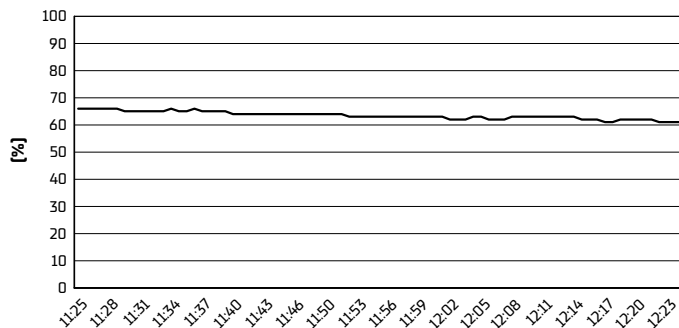
Track Temperature



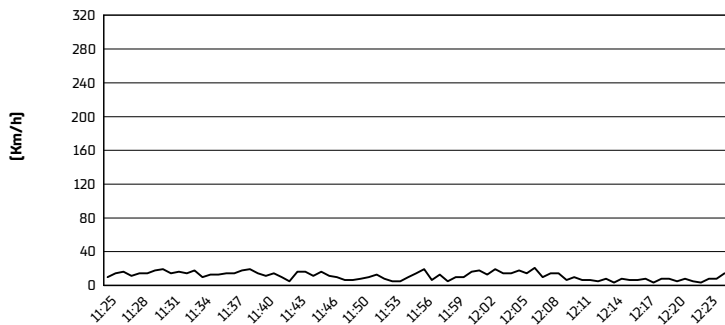
Air Pressure



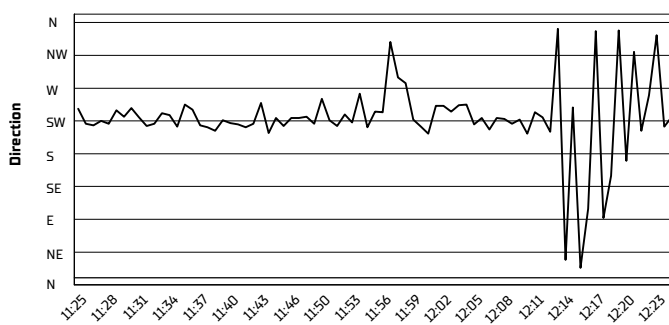
Humidity



Wind Speed



Wind Direction



21/04/2023

These data/results cannot be reproduced, stored and/or transmitted in whole or in part by any manner of electronic, mechanical, photocopying, recording, broadcasting or otherwise now known or herein after developed without the previous express consent by the copyright owner, except for reproduction in daily press and regular printed publications on sale to the public within 60 days of the event related to those data/results and always provided that copyright symbol appears together as follows below.

© DORNA WSBK ORGANIZATION Srl 2023