

Pirelli Dutch Round, 21-23 April 2023
Results Free Practice 2nd Session

No.	Rider	Nat	Team	Bike	Class	Time	Gap	Rel.	Laps	Speed	
										Avg	Max
1	61 C. ONCU	TUR	Kawasaki Puccetti Racing	Kawasaki ZX-6R		1'37.591			22	167,548	254,1
2	11 N. BULEGA	ITA	Aruba Racing WorldSSP Team	Ducati Panigale V2		1'37.596	0.005	0.005	22	167,540	250,6
3	55 Y. MONTELLA	ITA	Barni Spark Racing Team	Ducati Panigale V2		1'38.172	0.581	0.576	18	166,557	249,4
4	3 R. DE ROSA	ITA	Orelac Racing Verdnavatura	Ducati Panigale V2		1'38.225	0.634	0.053	20	166,467	253,5
5	64 F. CARICASULO	ITA	Althea Racing Team	Ducati Panigale V2		1'38.340	0.749	0.115	23	166,272	250,6
6	9 J. NAVARRO	ESP	Ten Kate Racing Yamaha	Yamaha YZF R6		1'38.433	0.842	0.093	10	166,115	250,0
7	66 N. TUULI	FIN	Dynavolt Triumph	Triumph Street Triple RS 765		1'38.445	0.854	0.012	16	166,095	254,1
8	99 A. HUERTAS	ESP	MTM Kawasaki	Kawasaki ZX-6R		1'38.520	0.929	0.075	15	165,968	252,3
9	28 G. VAN STRAALEN	NED	EAB Racing Team	Yamaha YZF R6		1'38.532	0.941	0.012	22	165,948	252,3
10	62 S. MANZI	ITA	Ten Kate Racing Yamaha	Yamaha YZF R6		1'38.537	0.946	0.005	16	165,940	247,7
11	54 B. SOFUOGLU	TUR	MV Agusta Reparto Corse	MV Agusta F3 800 RR		1'38.583	0.992	0.046	22	165,862	252,9
12	94 V. DEBISE	FRA	GMT94 Yamaha	Yamaha YZF R6		1'38.630	1.039	0.047	23	165,783	248,8
13	23 M. SCHROETTER	GER	MV Agusta Reparto Corse	MV Agusta F3 800 RR		1'38.695	1.104	0.065	17	165,674	251,7
14	69 T. BOOTH-AMOS	GBR	Motozoo ME AIR Racing	Kawasaki ZX-6R	*	1'38.704	1.113	0.009	19	165,659	249,4
15	24 A. WONGTHANANON	THA	Yamaha Thailand Racing Team	Yamaha YZF R6		1'39.610	2.019	0.906	14	164,152	250,6
16	40 S. CORSI	ITA	Altogo Racing Team	Yamaha YZF R6		1'39.718	2.127	0.108	15	163,974	247,1
17	73 M. KOFLER	AUT	D34G Racing	Ducati Panigale V2	*	1'39.936	2.345	0.218	19	163,617	247,7
18	17 J. MCPHEE	GBR	Vince64 by Puccetti Racing	Kawasaki ZX-6R		1'39.969	2.378	0.033	15	163,563	250,0
19	68 L. POWER	AUS	Motozoo ME AIR Racing	Kawasaki ZX-6R	*	1'40.003	2.412	0.034	18	163,507	247,1
20	29 N. SPINELLI	ITA	VFT Racing WEBIKE Yamaha	Yamaha YZF R6		1'40.083	2.492	0.080	19	163,376	247,7
21	71 T. EDWARDS	AUS	Yart - Yamaha WorldSSP Team	Yamaha YZF R6	*	1'40.103	2.512	0.020	18	163,344	251,7
22	22 F. FULIGNI	ITA	Orelac Racing Verdnavatura	Ducati Panigale V2	*	1'40.337	2.746	0.234	19	162,963	247,1
23	19 A. MANTOVANI	ITA	Evan Bros. WorldSSP Yamaha Team	Yamaha YZF R6		1'40.379	2.788	0.042	20	162,895	248,3
24	4 H. TRUELOVE	GBR	Dynavolt Triumph	Triumph Street Triple RS 765		1'40.409	2.818	0.030	18	162,846	252,3
25	95 T. MACKENZIE	GBR	PETRONAS MIE HONDA Team	Honda CBR600RR		1'40.459	2.868	0.050	14	162,765	241,6
26	51 A. SARMOON	THA	Yamaha Thailand Racing Team	Yamaha YZF R6		1'40.464	2.873	0.005	20	162,757	248,8
27	16 Y. OKAYA	JPN	ProDina Kawasaki Racing	Kawasaki ZX-6R	*	1'41.271	3.680	0.807	5	161,460	250,6
28	7 A. NORRODIN	MAS	PETRONAS MIE HONDA Team	Honda CBR600RR		1'41.273	3.682	0.002	15	161,457	241,1
29	32 O. BAYLISS	AUS	D34G Racing	Ducati Panigale V2		1'41.650	4.059	0.377	14	160,858	247,7
Out 105% in this Session											
30	27 A. DIAZ	ESP	Arco Yart Yamaha WorldSSP	Yamaha YZF R6	*	1'42.576	4.985	0.926	19	159,406	248,3
31	98 M. ABE	JPN	VFT Racing WEBIKE Yamaha	Yamaha YZF R6	*	1'42.885	5.294	0.309	22	158,927	245,5

Qualifying Lap Time (105% of 1'37.591): 1'42.471

* WorldSSP Challenge

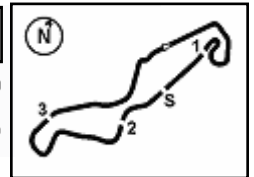
AIR	Humidity:	40%	Temp:	20°C
TRACK	Condition:	Dry	Temp:	22°C

Records	Pole	(SP)	2022	D.Aegerter	1'36.906	168,730	Km/h
	Race	(RC1)	2021	D.Aegerter	1'37.688	167,380	Km/h
	All Times	(SP)	2022	D.Aegerter	1'36.906	168,730	Km/h

Start 21/04/2023 16:00 End 16:53 The results are provisional until the end of the time limit for protests and appeals and the completion of the technical checks.

These data/results cannot be reproduced, stored and/or transmitted in whole or in part by any manner of electronic, mechanical, photocopying, recording, broadcasting or otherwise now known or herein after developed without the previous express consent by the copyright owner, except for reproduction in daily press and regular printed publications on sale to the public within 60 days of the event related to those data/results and always provided that copyright symbol appears together as follows below.

© DORNA WSBK ORGANIZATION Srl 2023



Pirelli Dutch Round, 21-23 April 2023
Results Free Practice 2nd Session

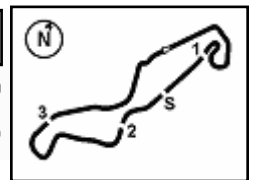
Session Highlights

Local Time	No. Rider	Description
16.00.00		Start
16.00.50		WorldSSP Pit Intervention Time: 1min 16secs
16.04.00	32 O. BAYLISS	Exceeded Track Limits on Previous Lap - Turn 17
16.05.49	32 O. BAYLISS	Lap Cancelled [2'03.606] - Exceeded Track Limits on Previous Lap - Turn 17
16.07.06	28 G. VAN STRAALEN	Lap Cancelled [1'40.207] - Exceeded Track Limits - Turn 17
16.07.45	17 J. MCPHEE	Lap Cancelled [1'41.285] - Exceeded Track Limits - Turn 18
16.07.46	28 G. VAN STRAALEN	Lap Cancelled [1'39.317] - Exceeded Track Limits on Previous Lap - Turn 17
16.09.06	17 J. MCPHEE	Lap Cancelled [1'40.542] - Exceeded Track Limits on Previous Lap - Turn 18
16.12.20	9 J. NAVARRO	Crashed - Turn 10
16.12.45	16 Y. OKAYA	Technical Problem - Turn 8
16.14.14		RED FLAG
16.14.53	7 A. NORRODIN	Lap Cancelled [1'51.299] - Yellow Flag - Turn 10
16.14.58	23 M. SCHROETTER	Lap Cancelled [7'13.792] - Yellow Flag - Turn 10
16.15.03	28 G. VAN STRAALEN	Lap Cancelled [1'39.246] - Yellow Flag - Turn 10
16.15.08	27 A. DIAZ	Lap Cancelled [1'44.643] - Yellow Flag - Turn 10
16.15.13	61 C. ONCU	Lap Cancelled [1'39.362] - Yellow Flag - Turn 10
16.17.00		Session Restart
16.21.36	68 L. POWER	Lap Cancelled [7'59.727] - Exceeded Track Limits - Turn 8
16.23.01	68 L. POWER	Lap Cancelled [1'41.197] - Exceeded Track Limits - Turn 17
16.23.55	68 L. POWER	Lap Cancelled [1'41.062] - Exceeded Track Limits on Previous Lap - Turn 17
16.26.44	61 C. ONCU	Lap Cancelled [1'42.184] - Exceeded Track Limits - Turn 17
16.29.43	T. BOOTH-AMOS	Lap Cancelled [1'42.944] - Exceeded Track Limits - Turn 8
16.30.51	98 M. ABE	Lap Cancelled [1'43.683] - Exceeded Track Limits - Turn 17
16.31.15	32 O. BAYLISS	Lap Cancelled [1'45.900] - Exceeded Track Limits - Turn 17
16.32.16	69 T. BOOTH-AMOS	Lap Cancelled [1'39.326] - Exceeded Track Limits - Turn 18
16.36.03	17 J. MCPHEE	On the Gravel - Re-Joined - Turn 7
16.37.33	61 C. ONCU	Lap Cancelled [1'40.685] - Exceeded Track Limits on Previous Lap - Turn 17
16.38.24	29 N. SPINELLI	Lap Cancelled [7'38.329] - Exceeded Track Limits - Turn 18
16.38.40	32 O. BAYLISS	Lap Cancelled [1'42.228] - Exceeded Track Limits on Previous Lap - Turn 17
16.38.55	98 M. ABE	Lap Cancelled [1'43.111] - Exceeded Track Limits on Previous Lap - Turn 17
16.39.19	69 T. BOOTH-AMOS	Lap Cancelled [1'51.281] - Exceeded Track Limits on Previous Lap - Turn 18
16.39.36	29 N. SPINELLI	Lap Cancelled [1'40.258] - Exceeded Track Limits on Previous Lap - Turn 18
16.44.20	29 N. SPINELLI	Lap Cancelled [1'40.081] - Exceeded Track Limits - Turn 8
16.45.12	62 S. MANZI	Crashed - Turn 10
16.45.36	62 S. MANZI	Re-joined
16.46.22	32 O. BAYLISS	Lap Cancelled [1'49.805] - Exceeded Track Limits - Turn 17
16.46.59	98 M. ABE	Lap Cancelled [1'43.992] - Exceeded Track Limits - Turn 17
16.47.33	68 L. POWER	Crashed - Turn 10
16.48.13	95 T. MACKENZIE	Lap Cancelled [4'27.922] - Yellow Flag - Turn 10
16.48.18	69 T. BOOTH-AMOS	Lap Cancelled [1'45.120] - Yellow Flag - Turn 10
16.48.23	32 O. BAYLISS	Lap Cancelled [1'49.805] - Yellow Flag - Turn 10
16.48.28	61 C. ONCU	Lap Cancelled [1'39.739] - Yellow Flag - Turn 10
16.48.33	29 N. SPINELLI	Lap Cancelled [1'42.381] - Yellow Flag - Turn 10
16.48.38	40 S. CORSI	Lap Cancelled [1'44.836] - Yellow Flag - Turn 10
16.48.43	62 S. MANZI	Lap Cancelled [2'34.196] - Yellow Flag - Turn 10
16.48.48	68 L. POWER	Lap Cancelled [1'40.288] - Yellow Flag - Turn 10
16.48.53	51 A. SARMOON	Lap Cancelled [1'40.325] - Yellow Flag - Turn 10
16.48.58	28 G. VAN STRAALEN	Lap Cancelled [1'39.514] - Exceeded Track Limits - Turn 8
16.50.29	17 J. MCPHEE	Lap Cancelled [1'40.381] - Exceeded Track Limits - Turn 18
16.51.33	23 M. SCHROETTER	Lap Cancelled [1'43.268] - Yellow Flag - Turn 10
16.51.38	11 N. BULEGA	Lap Cancelled [1'39.293] - Yellow Flag - Turn 10
16.51.43	99 A. HUERTAS	Lap Cancelled [1'55.675] - Yellow Flag - Turn 10
16.51.48	4 H. TRUELOVE	Lap Cancelled [1'41.502] - Yellow Flag - Turn 10
16.51.53	7 A. NORRODIN	Lap Cancelled [1'41.554] - Yellow Flag - Turn 10
16.51.58	55 Y. MONTELLA	Lap Cancelled [1'38.523] - Yellow Flag - Turn 10
16.52.03	19 A. MANTOVANI	Lap Cancelled [1'41.246] - Yellow Flag - Turn 10

21/04/2023 Start 16:00 End 16:53 The results are provisional until the end of the time limit for protests and appeals and the completion of the technical checks.

These data/results cannot be reproduced, stored and/or transmitted in whole or in part by any manner of electronic, mechanical, photocopying, recording, broadcasting or otherwise now known or herein after developed without the previous express consent by the copyright owner, except for reproduction in daily press and regular printed publications on sale to the public within 60 days of the event related to those data/results and always provided that copyright symbol appears together as follows below.

© DORNA WSBK ORGANIZATION Srl 2023



Pirelli Dutch Round, 21-23 April 2023

Results Free Practice 2nd Session

16.52.08	24 A. WONGTHANANON	Lap Cancelled [1'41.413] - Yellow Flag - Turn 10
16.52.13	54 B. SOFUOGLU	Lap Cancelled [1'38.591] - Yellow Flag - Turn 10
16.52.18	3 R. DE ROSA	Lap Cancelled [1'39.847] - Yellow Flag - Turn 10
16.52.23	28 G. VAN STRAALEN	Lap Cancelled [1'39.514] - Yellow Flag - Turn 10
16.52.28	71 T. EDWARDS	Lap Cancelled [1'40.685] - Yellow Flag - Turn 10
16.52.33	64 F. CARICASULO	Lap Cancelled [1'39.394] - Yellow Flag - Turn 10
16.52.38	66 N. TUULI	Lap Cancelled [1'51.848] - Yellow Flag - Turn 10
16.52.43	73 M. KOFLER	Lap Cancelled [1'41.135] - Yellow Flag - Turn 10
16.52.48	98 M. ABE	Lap Cancelled [1'43.959] - Yellow Flag - Turn 10
16.52.53	95 T. MACKENZIE	Lap Cancelled [1'51.767] - Yellow Flag - Turn 10
16.52.58	69 T. BOOTH-AMOS	Lap Cancelled [1'43.577] - Yellow Flag - Turn 10
16.53.03	17 J. MCPHEE	Lap Cancelled [1'40.381] - Yellow Flag - Turn 10
16.53.13		End Of Session

Fastest Laps Sequence

No.	Rider	Nat	Team	Bike	Local Time	Time	Gap	Avg
94	V. DEBISE	FRA	GMT94 Yamaha	Yamaha YZF R6	16:03'21.272	1'39.284		164,691
61	C. ONCU	TUR	Kawasaki Puccetti Racing	Kawasaki ZX-6R	16:03'40.001	1'38.769	-0.515	165,550
62	S. MANZI	ITA	Ten Kate Racing Yamaha	Yamaha YZF R6	16:05'43.291	1'38.593	-0.176	165,845
28	G. VAN STRAALEN	NED	EAB Racing Team	Yamaha YZF R6	16:06'45.255	1'38.532	-0.061	165,948
61	C. ONCU	TUR	Kawasaki Puccetti Racing	Kawasaki ZX-6R	16:06'57.538	1'38.344	-0.188	166,265
61	C. ONCU	TUR	Kawasaki Puccetti Racing	Kawasaki ZX-6R	16:08'35.696	1'38.158	-0.186	166,580
11	N. BULEGA	ITA	Aruba Racing WorldSSP Team	Ducati Panigale V2	16:36'36.660	1'37.596	-0.562	167,540
61	C. ONCU	TUR	Kawasaki Puccetti Racing	Kawasaki ZX-6R	16:40'51.960	1'37.591	-0.005	167,548

Start 16:00 End 16:53 The results are provisional until the end of the time limit for protests and appeals and the completion of the technical checks.

These data/results cannot be reproduced, stored and/or transmitted in whole or in part by any manner of electronic, mechanical, photocopying, recording, broadcasting or otherwise now known or herein after developed without the previous express consent by the copyright owner, except for reproduction in daily press and regular printed publications on sale to the public within 60 days of the event related to those data/results and always provided that copyright symbol appears together as follows below.

© DORNA WSBK ORGANIZATION Srl 2023

Pirelli Dutch Round, 21-23 April 2023
Free Practices Combined Results after FP2

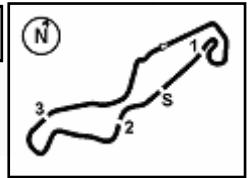
No.	Rider	Nat	Team	Bike	Class	FP1	FP2	Time	Gap	Rel.	Avg	LL
1	61 C. ONCU	TUR	Kawasaki Puccetti Racing	Kawasaki ZX-6R		1'38.857	1'37.591	1'37.591			167,548	41
2	11 N. BULEGA	ITA	Aruba Racing WorldSSP Team	Ducati Panigale V2		1'38.438	1'37.596	1'37.596	0.005	0.005	167,540	44
3	55 Y. MONTELLA	ITA	Barni Spark Racing Team	Ducati Panigale V2		1'38.954	1'38.172	1'38.172	0.581	0.576	166,557	36
4	3 R. DE ROSA	ITA	Orelac Racing Verdatura	Ducati Panigale V2		1'39.198	1'38.225	1'38.225	0.634	0.053	166,467	33
5	62 S. MANZI	ITA	Ten Kate Racing Yamaha	Yamaha YZF R6		1'38.316	1'38.537	1'38.316	0.725	0.091	166,313	37
6	64 F. CARICASULO	ITA	Althea Racing Team	Ducati Panigale V2		1'38.951	1'38.340	1'38.340	0.749	0.024	166,272	43
7	9 J. NAVARRO	ESP	Ten Kate Racing Yamaha	Yamaha YZF R6		1'38.817	1'38.433	1'38.433	0.842	0.093	166,115	23
8	66 N. TUULI	FIN	Dynavolt Triumph	Triumph Street Triple RS 765		1'39.284	1'38.445	1'38.445	0.854	0.012	166,095	33
9	99 A. HUERTAS	ESP	MTM Kawasaki	Kawasaki ZX-6R		1'39.686	1'38.520	1'38.520	0.929	0.075	165,968	28
10	28 G. VAN STRAALEN	NED	EAB Racing Team	Yamaha YZF R6		1'38.927	1'38.532	1'38.532	0.941	0.012	165,948	40
11	54 B. SOFUOGLU	TUR	MV Agusta Reparto Corse	MV Agusta F3 800 RR		1'39.485	1'38.583	1'38.583	0.992	0.051	165,862	43
12	23 M. SCHROETTER	GER	MV Agusta Reparto Corse	MV Agusta F3 800 RR		1'38.587	1'38.695	1'38.587	0.996	0.004	165,856	34
13	94 V. DEBISE	FRA	GMT94 Yamaha	Yamaha YZF R6		1'39.456	1'38.630	1'38.630	1.039	0.043	165,783	44
14	69 T. BOOTH-AMOS	GBR	Motozoo ME AIR Racing	Kawasaki ZX-6R	*	1'39.386	1'38.704	1'38.704	1.113	0.074	165,659	35
15	24 A. WONGTHANANON	THA	Yamaha Thailand Racing Team	Yamaha YZF R6		1'40.443	1'39.610	1'39.610	2.019	0.906	164,152	32
16	40 S. CORSI	ITA	Altogo Racing Team	Yamaha YZF R6		1'39.662	1'39.718	1'39.662	2.071	0.052	164,067	31
17	73 M. KOFLEK	AUT	D34G Racing	Ducati Panigale V2	*	1'41.465	1'39.936	1'39.936	2.345	0.274	163,617	36
18	17 J. MCPHEE	GBR	Vince64 by Puccetti Racing	Kawasaki ZX-6R		1'40.545	1'39.969	1'39.969	2.378	0.033	163,563	34
19	68 L. POWER	AUS	Motozoo ME AIR Racing	Kawasaki ZX-6R	*	1'41.258	1'40.003	1'40.003	2.412	0.034	163,507	37
20	19 A. MANTOVANI	ITA	Evan Bros. WorldSSP Yamaha Team	Yamaha YZF R6		1'40.055	1'40.379	1'40.055	2.464	0.052	163,422	41
21	29 N. SPINELLI	ITA	VFT Racing WEBIKE Yamaha	Yamaha YZF R6		1'41.507	1'40.083	1'40.083	2.492	0.028	163,376	35
22	71 T. EDWARDS	AUS	Yart - Yamaha WorldSSP Team	Yamaha YZF R6	*	1'40.306	1'40.103	1'40.103	2.512	0.020	163,344	38
23	22 F. FULIGNI	ITA	Orelac Racing Verdatura	Ducati Panigale V2	*	1'41.607	1'40.337	1'40.337	2.746	0.234	162,963	33
24	51 A. SARMOON	THA	Yamaha Thailand Racing Team	Yamaha YZF R6		1'40.401	1'40.464	1'40.401	2.810	0.064	162,859	39
25	4 H. TRUELOVE	GBR	Dynavolt Triumph	Triumph Street Triple RS 765		1'40.810	1'40.409	1'40.409	2.818	0.008	162,846	37
26	95 T. MACKENZIE	GBR	PETRONAS MIE HONDA Team	Honda CBR600RR		1'41.125	1'40.459	1'40.459	2.868	0.050	162,765	28
27	16 Y. OKAYA	JPN	ProDina Kawasaki Racing	Kawasaki ZX-6R	*	1'42.718	1'41.271	1'41.271	3.680	0.812	161,460	26
28	7 A. NORRODIN	MAS	PETRONAS MIE HONDA Team	Honda CBR600RR		1'42.243	1'41.273	1'41.273	3.682	0.002	161,457	32
29	32 D. BAYLISS	AUS	D34G Racing	Ducati Panigale V2			1'41.650	1'41.650	4.059	0.377	160,858	14
30	27 A. DIAZ	ESP	Arco Yart Yamaha WorldSSP	Yamaha YZF R6	*		1'42.576	1'42.576	4.985	0.926	159,406	23
31	98 M. ABE	JPN	VFT Racing WEBIKE Yamaha	Yamaha YZF R6	*	1'44.676	1'42.885	1'42.885	5.294	0.309	158,927	41

* WorldSSP Challenge

21/04/2023

These data/results cannot be reproduced, stored and/or transmitted in whole or in part by any manner of electronic, mechanical, photocopying, recording, broadcasting or otherwise now known or herein after developed without the previous express consent by the copyright owner, except for reproduction in daily press and regular printed publications on sale to the public within 60 days of the event related to those data/results and always provided that copyright symbol appears together as follows below.

© DORNA WSBK ORGANIZATION Srl 2023



Pirelli Dutch Round, 21-23 April 2023
Best Sectors & Speed Free Practice 2nd Session

TT Circuit Assen 4.542 m

BEST LAP		
1	61 C. ONCU	Kawasaki ZX-6R 1'37.591
2	11 N. BULEGA	Ducati Panigale V2 1'37.596
3	55 Y. MONTELLA	Ducati Panigale V2 1'38.172
4	3 R. DE ROSA	Ducati Panigale V2 1'38.225
5	64 F. CARICASULO	Ducati Panigale V2 1'38.340
6	9 J. NAVARRO	Yamaha YZF R6 1'38.433
7	66 N. TUULI	Triumph Street Triple RS 765 1'38.445
8	99 A. HUERTAS	Kawasaki ZX-6R 1'38.520
9	28 G. VAN STRAALEN	Yamaha YZF R6 1'38.532
10	62 S. MANZI	Yamaha YZF R6 1'38.537
11	54 B. SOFUOGLU	MV Agusta F3 800 RR 1'38.583
12	94 V. DEBISE	Yamaha YZF R6 1'38.630
13	23 M. SCHROETTER	MV Agusta F3 800 RR 1'38.695
14	69 T. BOOTH-AMOS	Kawasaki ZX-6R 1'38.704
15	24 A. WONGTHANANON	Yamaha YZF R6 1'39.610
16	40 S. CORSI	Yamaha YZF R6 1'39.718
17	73 M. KOFLER	Ducati Panigale V2 1'39.936
18	17 J. MCPHEE	Kawasaki ZX-6R 1'39.969
19	68 L. POWER	Kawasaki ZX-6R 1'40.003
20	29 N. SPINELLI	Yamaha YZF R6 1'40.083
21	71 T. EDWARDS	Yamaha YZF R6 1'40.103
22	22 F. FULIGNI	Ducati Panigale V2 1'40.337
23	19 A. MANTOVANI	Yamaha YZF R6 1'40.379
24	4 H. TRUELOVE	Triumph Street Triple RS 765 1'40.409
25	95 T. MACKENZIE	Honda CBR600RR 1'40.459
26	51 A. SARMOON	Yamaha YZF R6 1'40.464
27	16 Y. OKAYA	Kawasaki ZX-6R 1'41.271
28	7 A. NORRODIN	Honda CBR600RR 1'41.273
29	32 D. BAYLISS	Ducati Panigale V2 1'41.650
30	27 A. DIAZ	Yamaha YZF R6 1'42.576
31	98 M. ABE	Yamaha YZF R6 1'42.885

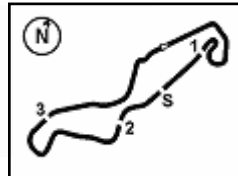
SPEED		
1	66 N. TUULI	Triumph Street Triple RS 765 254,1
2	61 C. ONCU	Kawasaki ZX-6R 254,1
3	3 R. DE ROSA	Ducati Panigale V2 253,5
4	54 B. SOFUOGLU	MV Agusta F3 800 RR 252,9
5	4 H. TRUELOVE	Triumph Street Triple RS 765 252,3
6	99 A. HUERTAS	Kawasaki ZX-6R 252,3
7	28 G. VAN STRAALEN	Yamaha YZF R6 252,3
8	23 M. SCHROETTER	MV Agusta F3 800 RR 251,7
9	71 T. EDWARDS	Yamaha YZF R6 251,7
10	24 A. WONGTHANANON	Yamaha YZF R6 250,6
11	16 Y. OKAYA	Kawasaki ZX-6R 250,6
12	64 F. CARICASULO	Ducati Panigale V2 250,6
13	11 N. BULEGA	Ducati Panigale V2 250,6
14	9 J. NAVARRO	Yamaha YZF R6 250,0
15	17 J. MCPHEE	Kawasaki ZX-6R 250,0
16	69 T. BOOTH-AMOS	Kawasaki ZX-6R 249,4
17	55 Y. MONTELLA	Ducati Panigale V2 249,4
18	51 A. SARMOON	Yamaha YZF R6 248,8
19	94 V. DEBISE	Yamaha YZF R6 248,8
20	19 A. MANTOVANI	Yamaha YZF R6 248,3
21	27 A. DIAZ	Yamaha YZF R6 248,3
22	62 S. MANZI	Yamaha YZF R6 247,7
23	29 N. SPINELLI	Yamaha YZF R6 247,7
24	73 M. KOFLER	Ducati Panigale V2 247,7
25	32 D. BAYLISS	Ducati Panigale V2 247,7
26	40 S. CORSI	Yamaha YZF R6 247,1
27	68 L. POWER	Kawasaki ZX-6R 247,1
28	22 F. FULIGNI	Ducati Panigale V2 247,1
29	98 M. ABE	Yamaha YZF R6 245,5
30	95 T. MACKENZIE	Honda CBR600RR 241,6
31	7 A. NORRODIN	Honda CBR600RR 241,1

SEG. 1			SEG. 2			SEG. 3			SEG. 4		
1	11 N. BULEGA	31.917	1	11 N. BULEGA	14.987	1	11 N. BULEGA	27.900	1	11 N. BULEGA	22.616
2	61 C. ONCU	31.941	2	61 C. ONCU	15.017	2	61 C. ONCU	27.943	2	64 F. CARICASULO	22.633
3	55 Y. MONTELLA	31.944	3	99 A. HUERTAS	15.029	3	55 Y. MONTELLA	28.146	3	3 R. DE ROSA	22.642
4	9 J. NAVARRO	31.980	4	55 Y. MONTELLA	15.033	4	9 J. NAVARRO	28.197	4	61 C. ONCU	22.687
5	94 V. DEBISE	32.002	5	66 N. TUULI	15.044	5	94 V. DEBISE	28.211	5	66 N. TUULI	22.715
6	3 R. DE ROSA	32.013	6	23 M. SCHROETTER	15.061	6	28 G. VAN STRAALEN	28.225	6	99 A. HUERTAS	22.733
7	54 B. SOFUOGLU	32.034	7	64 F. CARICASULO	15.073	7	54 B. SOFUOGLU	28.234	7	62 S. MANZI	22.740
8	64 F. CARICASULO	32.073	8	62 S. MANZI	15.087	8	64 F. CARICASULO	28.260	8	55 Y. MONTELLA	22.744
9	62 S. MANZI	32.089	9	28 G. VAN STRAALEN	15.123	9	3 R. DE ROSA	28.263	9	23 M. SCHROETTER	22.825
10	28 G. VAN STRAALEN	32.101	10	54 B. SOFUOGLU	15.155	10	23 M. SCHROETTER	28.275	10	9 J. NAVARRO	22.859
11	66 N. TUULI	32.130	11	3 R. DE ROSA	15.168	11	66 N. TUULI	28.288	11	28 G. VAN STRAALEN	22.870
12	99 A. HUERTAS	32.273	12	9 J. NAVARRO	15.181	12	69 T. BOOTH-AMOS	28.307	12	69 T. BOOTH-AMOS	22.871
13	69 T. BOOTH-AMOS	32.334	13	69 T. BOOTH-AMOS	15.192	13	99 A. HUERTAS	28.316	13	54 B. SOFUOGLU	22.892
14	23 M. SCHROETTER	32.407	14	24 A. WONGTHANANON	15.237	14	62 S. MANZI	28.317	14	94 V. DEBISE	22.956
15	40 S. CORSI	32.454	15	94 V. DEBISE	15.241	15	40 S. CORSI	28.466	15	68 L. POWER	23.088
16	17 J. MCPHEE	32.570	16	22 F. FULIGNI	15.290	16	71 T. EDWARDS	28.484	16	73 M. KOFLER	23.113
17	73 M. KOFLER	32.586	17	4 H. TRUELOVE	15.327	17	95 T. MACKENZIE	28.509	17	29 N. SPINELLI	23.127
18	71 T. EDWARDS	32.597	18	19 A. MANTOVANI	15.329	18	29 N. SPINELLI	28.566	18	24 A. WONGTHANANON	23.147
19	51 A. SARMOON	32.602	19	68 L. POWER	15.337	19	17 J. MCPHEE	28.572	19	71 T. EDWARDS	23.194
20	24 A. WONGTHANANON	32.604	20	17 J. MCPHEE	15.341	20	4 H. TRUELOVE	28.577	20	22 F. FULIGNI	23.267
21	68 L. POWER	32.658	21	71 T. EDWARDS	15.349	21	24 A. WONGTHANANON	28.622	21	17 J. MCPHEE	23.289
22	4 H. TRUELOVE	32.712	22	73 M. KOFLER	15.360	22	19 A. MANTOVANI	28.633	22	40 S. CORSI	23.360
23	95 T. MACKENZIE	32.728	23	51 A. SARMOON	15.404	23	68 L. POWER	28.655	23	4 H. TRUELOVE	23.426
24	29 N. SPINELLI	32.765	24	29 N. SPINELLI	15.409	24	22 F. FULIGNI	28.685	24	19 A. MANTOVANI	23.429
25	19 A. MANTOVANI	32.795	25	40 S. CORSI	15.423	25	51 A. SARMOON	28.797	25	16 Y. OKAYA	23.438
26	27 A. DIAZ	32.826	26	95 T. MACKENZIE	15.538	26	73 M. KOFLER	28.853	26	51 A. SARMOON	23.455
27	22 F. FULIGNI	32.837	27	16 Y. OKAYA	15.587	27	7 A. NORRODIN	28.944	27	95 T. MACKENZIE	23.538
28	16 Y. OKAYA	32.903	28	32 D. BAYLISS	15.598	28	32 D. BAYLISS	28.977	28	7 A. NORRODIN	23.626
29	7 A. NORRODIN	32.925	29	27 A. DIAZ	15.722	29	16 Y. OKAYA	29.012	29	32 D. BAYLISS	23.678
30	32 D. BAYLISS	33.107	30	98 M. ABE	15.750	30	27 A. DIAZ	29.200	30	27 A. DIAZ	23.763
31	98 M. ABE	33.507	31	7 A. NORRODIN	15.778	31	98 M. ABE	29.427	31	98 M. ABE	23.961

21/04/2023

These data/results cannot be reproduced, stored and/or transmitted in whole or in part by any manner of electronic, mechanical, photocopying, recording, broadcasting or otherwise now known or herein after developed without the previous express consent by the copyright owner, except for reproduction in daily press and regular printed publications on sale to the public within 60 days of the event related to those data/results and always provided that copyright symbol appears together as follows below.

© DORNA WSBK ORGANIZATION Srl 2023



Pirelli Dutch Round, 21-23 April 2023
Ideal Times Free Practice 2nd Session

TT Circuit Assen 4.542 m

No. Rider	Nat	Bike	Seg. 1	Seg. 2	Seg. 3	Seg. 4	Ideal Time		
			Diff. 1	Diff. 2	Diff. 3	Diff. 4	Best Lap	Pos.	Diff.
1 11 N. BULEGA	ITA	Ducati Panigale V2	31.917 +0.089	14.987	27.900	22.616 +0.087	1'37.420 1'37.596	2	0.176
2 61 C. ONCU	TUR	Kawasaki ZX-6R	31.941	15.017	27.943	22.687 +0.003	1'37.588 1'37.591	1	0.003
3 55 Y. MONTELLA	ITA	Ducati Panigale V2	31.944 +0.305	15.033	28.146	22.744	1'37.867 1'38.172	3	0.305
4 64 F. CARICASULO	ITA	Ducati Panigale V2	32.073	15.073 +0.036	28.260	22.633 +0.265	1'38.039 1'38.340	5	0.301
5 3 R. DE ROSA	ITA	Ducati Panigale V2	32.013 +0.053	15.168 +0.019	28.263 +0.067	22.642	1'38.086 1'38.225	4	0.139
6 66 N. TUULI	FIN	Triumph Street Triple RS 765	32.130 +0.048	15.044 +0.008	28.288 +0.111	22.715 +0.101	1'38.177 1'38.445	7	0.268
7 9 J. NAVARRO	ESP	Yamaha YZF R6	31.980 +0.058	15.181	28.197 +0.158	22.859	1'38.217 1'38.433	6	0.216
8 62 S. MANZI	ITA	Yamaha YZF R6	32.089 +0.148	15.087 +0.087	28.317 +0.018	22.740 +0.051	1'38.233 1'38.537	10	0.304
9 54 B. SOFUOGLU	TUR	MV Agusta F3 800 RR	32.034	15.155 +0.007	28.234 +0.155	22.892 +0.106	1'38.315 1'38.583	11	0.268
10 28 G. VAN STRAALEN	NED	Yamaha YZF R6	32.101 +0.086	15.123	28.225	22.870 +0.127	1'38.319 1'38.532	9	0.213
11 99 A. HUERTAS	ESP	Kawasaki ZX-6R	32.273 +0.048	15.029 +0.037	28.316 +0.029	22.733 +0.055	1'38.351 1'38.520	8	0.169
12 94 V. DEBISE	FRA	Yamaha YZF R6	32.002 +0.101	15.241 +0.044	28.211	22.956 +0.075	1'38.410 1'38.630	12	0.220
13 23 M. SCHROETTER	GER	MV Agusta F3 800 RR	32.407	15.061 +0.044	28.275	22.825 +0.083	1'38.568 1'38.695	13	0.127
14 69 T. BOOTH-AMOS	GBR	Kawasaki ZX-6R	32.334	15.192	28.307	22.871	1'38.704 1'38.704	14	
15 24 A. WONGTHANANON	THA	Yamaha YZF R6	32.604	15.237	28.622	23.147	1'39.610 1'39.610	15	
16 71 T. EDWARDS	AUS	Yamaha YZF R6	32.597	15.349 +0.038	28.484	23.194 +0.441	1'39.624 1'40.103	21	0.479
17 40 S. CORSI	ITA	Yamaha YZF R6	32.454	15.423	28.466	23.360 +0.015	1'39.703 1'39.718	16	0.015
18 68 L. POWER	AUS	Kawasaki ZX-6R	32.658 +0.245	15.337	28.655 +0.020	23.088	1'39.738 1'40.003	19	0.265
19 17 J. MCPHEE	GBR	Kawasaki ZX-6R	32.570 +0.159	15.341 +0.038	28.572	23.289	1'39.772 1'39.969	18	0.197
20 29 N. SPINELLI	ITA	Yamaha YZF R6	32.765 +0.112	15.409 +0.051	28.566 +0.053	23.127	1'39.867 1'40.083	20	0.216
21 73 M. KOFLER	AUT	Ducati Panigale V2	32.586	15.360 +0.024	28.853	23.113	1'39.912 1'39.936	17	0.024
22 4 H. TRUELOVE	GBR	Triumph Street Triple RS 765	32.712 +0.081	15.327 +0.286	28.577	23.426	1'40.042 1'40.409	24	0.367
23 22 F. FULIGNI	ITA	Ducati Panigale V2	32.837 +0.098	15.290	28.685	23.267 +0.160	1'40.079 1'40.337	22	0.258
24 19 A. MANTOVANI	ITA	Yamaha YZF R6	32.795	15.329 +0.024	28.633	23.429 +0.169	1'40.186 1'40.379	23	0.193
25 51 A. SARMOON	THA	Yamaha YZF R6	32.602	15.404 +0.074	28.797 +0.132	23.455	1'40.258 1'40.464	26	0.206
26 95 T. MACKENZIE	GBR	Honda CBR600RR	32.728 +0.044	15.538 +0.077	28.509	23.538 +0.025	1'40.313 1'40.459	25	0.146
27 16 Y. OKAYA	JPN	Kawasaki ZX-6R	32.903	15.587	29.012	23.438 +0.331	1'40.940 1'41.271	27	0.331
28 7 A. NORRODIN	MAS	Honda CBR600RR	32.925	15.778	28.944	23.626	1'41.273 1'41.273	28	
29 32 D. BAYLISS	AUS	Ducati Panigale V2	33.107 +0.038	15.598	28.977	23.678 +0.252	1'41.360 1'41.650	29	0.290
30 27 A. DIAZ	ESP	Yamaha YZF R6	32.826 +0.758	15.722 +0.058	29.200	23.763 +0.249	1'41.511 1'42.576	30	1.065
31 98 M. ABE	JPN	Yamaha YZF R6	33.507 +0.098	15.750 +0.047	29.427 +0.095	23.961	1'42.645 1'42.885	31	0.240
Overall Ideal Time			31.917	14.987	27.900	22.616	1'37.420		

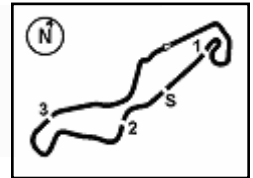
21/04/2023

These data/results cannot be reproduced, stored and/or transmitted in whole or in part by any manner of electronic, mechanical, photocopying, recording, broadcasting or otherwise now known or herein after developed without the previous express consent by the copyright owner, except for reproduction in daily press and regular printed publications on sale to the public within 60 days of the event related to those data/results and always provided that copyright symbol appears together as follows below.

© DORNA WSBK ORGANIZATION Srl 2023

FIGR PERUGIA TIMING





TT Circuit Assen 4.542 m

Pirelli Dutch Round, 21-23 April 2023 Chronological Analysis Free Practice 2nd Session

1 / 6

1° 61. C. ONCU [1'37.591]							
Lap	Seg1	Seg2	Seg3	Seg4	Lap Time	km/h	Local Time
1		15.729	31.207	23.106		250,6	16:02'01.232
2	32.537	15.267	28.209	22.756	1'38.769	250,0	16:03'40.001
3	32.579	15.104	28.187	23.323	1'39.193	250,6	16:05'19.194
4	32.100	15.151	28.081	23.012	1'38.344	252,9	16:06'57.538
5	32.255	15.134	28.082	22.687	1'38.158	250,0	16:08'35.696
6	32.218	15.231	28.328	22.709	1'38.486	249,4	16:10'14.182
7	32.276	15.493	28.317	22.790	1'38.876	250,6	16:11'53.058
8	32.241	15.248	28.469	23.404	1'39.362C	248,8	16:13'32.420
9	32.575	16.110	31.075	34.390	1'54.150CP	249,4	16:15'26.570
10	4'15.596	15.575	28.621	23.148	5'22.940P	246,6	16:20'49.510
11	32.374	15.309	28.346	26.155	1'42.184C	248,8	16:22'31.694
12	33.159	15.394	29.122	23.010	1'40.685C	250,6	16:24'12.379
13	32.102	15.164	28.201	22.781	1'38.248	249,4	16:25'50.627
14	32.598	15.484	28.754	22.740	1'39.576	254,1	16:27'30.203
15	32.138	15.255	28.304	22.824	1'38.521	249,4	16:29'08.724
16	32.736	15.937	29.320	32.663	1'50.656P	244,9	16:30'59.380
17	6'59.335	16.791	34.364	24.499	8'14.989P	221,8	16:39'14.369
18	31.941	15.017	27.943	22.690	1'37.591	251,7	16:40'51.960
19	32.619	15.609	29.023	23.637	1'40.888	250,0	16:42'32.848
20	32.183	15.155	28.135	22.888	1'38.361	251,7	16:44'11.209
21	32.337	15.193	28.877	23.332	1'39.739C	251,2	16:45'50.948
22	32.313	15.294	28.444	23.104	1'39.155	250,0	16:47'30.103
23	32.213	15.244	28.367	23.238	1'39.062	250,6	16:49'09.165

10	12'45.337	15.445	28.626	23.208	13'52.616P	243,8	16:29'31.464
11	32.529	15.371	28.662	22.876	1'39.438	244,3	16:31'10.902
12	32.513	15.243	28.416	22.853	1'39.025	244,9	16:32'49.927
13	32.424	15.207	28.452	32.390	1'48.473P	246,0	16:34'38.400
14	4'24.318	15.338	28.485	23.131	5'31.272P	244,9	16:40'09.672
15	32.249	15.033	28.146	22.744	1'38.172	247,7	16:41'47.844
16	31.944	15.115	29.067	23.458	1'39.584	247,7	16:43'27.428
17	32.152	15.171	28.833	22.776	1'38.932	248,3	16:45'06.360
18	32.083	15.176	28.160	22.773	1'38.192	247,1	16:46'44.552
19	32.085	15.224	28.352	22.862	1'38.523C	247,1	16:48'23.075

2° 11 N. BULEGA [1'37.596]							
Lap	Seg1	Seg2	Seg3	Seg4	Lap Time	km/h	Local Time
1		15.563	28.697	23.138		244,3	16:02'34.893
2	32.534	15.320	28.392	22.976	1'39.222	246,6	16:04'14.115
3	32.418	15.201	28.518	22.931	1'39.068	247,7	16:05'53.183
4	32.368	15.229	28.306	22.878	1'38.781	247,7	16:07'31.964
5	32.366	15.201	28.333	22.930	1'38.830	246,6	16:09'10.794
6	32.238	15.231	28.990	22.943	1'39.402	246,6	16:10'50.196
7	32.271	15.176	28.244	22.861	1'38.552	246,6	16:12'28.748
8	32.269	15.184	28.314	22.901	1'38.668	248,3	16:14'07.416
9	33.465	16.408	31.032	35.811	1'56.716CP	236,8	16:16'04.132
10	5'39.993	15.558	28.944	22.948	6'47.443P	244,9	16:22'51.579
11	32.241	15.162	28.553	22.838	1'38.794	247,1	16:24'30.366
12	32.448	15.233	28.529	22.855	1'39.065	246,6	16:26'09.434
13	32.295	15.180	28.335	22.791	1'38.601	247,1	16:27'48.035
14	33.193	15.643	29.703	34.043	1'52.582P	240,5	16:29'40.617
15	4'12.270	15.328	28.159	22.690	5'18.447P	247,7	16:34'59.064
16	32.006	14.987	27.900	22.703	1'37.596	246,6	16:36'36.660
17	31.917	15.051	28.028	22.616	1'37.612	249,4	16:38'14.272
18	32.008	15.032	28.017	22.719	1'37.776	250,0	16:39'52.048
19	32.005	15.107	28.134	22.778	1'38.024	250,6	16:41'30.072
20	32.069	14.992	28.093	22.784	1'37.938	250,0	16:43'08.010
21	32.176	15.010	28.341	22.921	1'38.448	250,6	16:44'46.458
22	32.163	15.031	28.237	22.871	1'38.302	250,0	16:46'24.760
23	32.370	15.117	28.713	23.093	1'39.293C	249,4	16:48'04.053

4° 3 R. DE ROSA [1'38.225]							
Lap	Seg1	Seg2	Seg3	Seg4	Lap Time	km/h	Local Time
1		15.822	29.058	23.350		245,5	16:02'37.221
2	32.601	15.293	28.393	23.040	1'39.327	246,6	16:04'16.548
3	32.312	15.316	28.289	22.905	1'38.822	245,5	16:05'55.370
4	32.278	15.271	28.273	22.849	1'38.671	246,6	16:07'34.041
5	32.211	15.521	28.444	22.835	1'39.011	246,6	16:09'13.052
6	33.219	17.947	28.671	23.056	1'42.893	177,3	16:10'55.945
7	32.283	15.338	28.548	23.358	1'39.527	246,0	16:12'35.472
8	32.481	15.398	28.567	23.436	1'39.882C	245,5	16:14'15.354
9	39.557	18.310	32.416	38.056	2'08.339CP	220,9	16:16'23.693
10	4'54.166	17.385	32.108	23.563	6'07.222P	223,6	16:22'30.915
11	32.695	15.547	28.590	23.162	1'39.994	244,3	16:24'10.909
12	32.531	15.343	28.493	23.047	1'39.414	244,3	16:25'50.323
13	34.016	15.489	28.766	23.036	1'41.307	247,1	16:27'31.630
14	33.048	16.302	29.213	34.041	1'52.604P	228,3	16:29'24.234
15	8'00.366	15.940	33.031	25.213	9'14.550P	241,6	16:38'38.784
16	32.013	15.184	28.263	22.913	1'38.373	245,5	16:40'17.157
17	32.208	15.380	34.950	26.103	1'48.641	248,3	16:42'05.798
18	32.120	15.194	28.513	24.269	1'40.096	253,5	16:43'45.894
19	32.066	15.187	28.330	22.642	1'38.225	248,8	16:45'24.119
20	32.177	15.168	28.276	22.695	1'38.316	248,8	16:47'02.435
21	32.558	15.290	28.728	23.271	1'39.847C	251,2	16:48'42.282

5° 64 F. CARICASULO [1'38.340]							
Lap	Seg1	Seg2	Seg3	Seg4	Lap Time	km/h	Local Time
1		16.190	29.381	23.620		243,8	16:02'12.879
2	32.735	15.380	28.621	22.921	1'39.657	248,3	16:03'52.536
3	32.318	15.222	28.493	23.130	1'39.163	248,3	16:05'31.699
4	32.880	15.304	28.806	22.891	1'39.881	249,4	16:07'11.580
5	32.316	15.193	28.384	22.633	1'38.526	248,8	16:08'50.106
6	32.280	15.614	28.322	23.444	1'39.660	247,7	16:10'29.766
7	32.916	15.487	28.537	22.842	1'39.782	245,5	16:12'09.548
8	32.462	15.303	28.582	22.887	1'39.234	248,8	16:13'48.782
9	32.757	17.494	31.984	36.588	1'58.823CP	228,8	16:15'47.605
10	7'45.677	15.459	28.592	33.598	9'03.326P	244,9	16:24'50.931
11	1'16.152	15.704	28.719	23.018	2'23.593P	244,9	16:27'14.524
12	32.344	15.181	28.337	22.689	1'38.551	246,0	16:28'53.075
13	32.073	15.109	28.260	22.898	1'38.340	247,7	16:30'31.415
14	32.314	15.185	28.352	22.748	1'38.599	248,3	16:32'10.014
15	32.265	15.073	28.331	22.737	1'38.406	250,6	16:33'48.420
16	32.187	15.283	28.380	22.810	1'38.660	248,8	16:35'27.080
17	34.894	15.577	34.272	22.983	1'47.726	248,8	16:37'14.806
18	32.190	15.108	28.366	22.770	1'38.434	250,0	16:38'53.240
19	32.286	15.171	28.327	22.969	1'38.753	249,4	16:40'31.993
20	32.485	15.226	28.505	22.911	1'39.127	250,0	16:42'11.120
21	32.376	15.105	28.470	23.005	1'38.956	250,0	16:43'50.076
22	36.137	16.491	28.588	22.812	1'44.028	231,8	16:45'34.104
23	32.437	15.497	28.907	22.927	1'39.768	250,6	16:47'13.872
24	32.404	15.223	28.869	22.898	1'39.394C	250,0	16:48'53.266

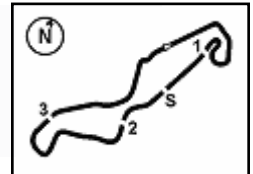
3° 55 Y. MONTELLA [1'38.172]							
Lap	Seg1	Seg2	Seg3	Seg4	Lap Time	km/h	Local Time
1		16.430	28.927	23.310		240,5	16:02'09.579
2	32.537	15.554	28.576	23.555	1'40.222	243,2	16:03'49.801
3	32.378	15.243	28.298	23.089	1'39.008	244,9	16:05'28.809
4	32.483	15.396	28.693	22.760	1'39.332	249,4	16:07'08.141
5	32.538	15.349	28.382	22.900	1'39.169	244,9	16:08'47.310
6	32.165	15.197	28.358	22.982	1'38.702	244,9	16:10'26.012
7	32.465	15.458	28.747	23.034	1'39.704	244,3	16:12'05.716
8	32.341	15.195	28.330	22.941	1'38.807	242,2	16:13'44.523
9	32.096	16.338	30.599	35.292	1'54.325CP	242,2	16:15'38.848

21/04/2023

P = Pits In/Out - C = Lap Time Cancelled

These data/results cannot be reproduced, stored and/or transmitted in whole or in part by any manner of electronic, mechanical, photocopying, recording, broadcasting or otherwise now known or herein after developed without the previous express consent by the copyright owner, except for reproduction in daily press and regular printed publications on sale to the public within 60 days of the event related to those data/results and always provided that copyright symbol appears together as follows below.

© DORNA WSBK ORGANIZATION Srl 2023



TT Circuit Assen 4.542 m

Pirelli Dutch Round, 21-23 April 2023
Chronological Analysis Free Practice 2nd Session

2 / 6

6° 9 J. NAVARRO [1'38.433]							
Lap	Seg.1	Seg.2	Seg.3	Seg.4	Lap Time	km/h	Local Time
1		15.878	28.793	23.617	244,3	16:02'39.088	
2	32.751	15.424	28.518	23.296	1'39.989	247,7	16:04'19.077
3	32.371	15.323	28.460	23.046	1'39.200	247,7	16:05'58.277
4	32.194	15.239	28.197	22.910	1'38.540	248,3	16:07'36.817
5	32.054	15.544	28.255	22.865	1'38.718	247,7	16:09'15.535
6	32.172	15.279	28.239	22.964	1'38.654	247,1	16:10'54.189
7	31.980	15.224			19'52.511P	247,7	16:30'46.700
8	11'01.780	15.869	28.759	23.378	12'09.786P	247,1	16:42'56.486
9	32.139	15.209	28.233	23.021	1'38.602	250,0	16:44'35.088
10	32.038	15.181	28.355	22.859	1'38.433	250,0	16:46'13.521
11	32.035	15.265	28.441	22.959	1'38.700	247,7	16:47'52.221

9	32.258	15.246	28.733	33.625	1'49.862CP	247,1	16:15'11.085
10	3'37.235	15.545	28.991	23.161	4'44.932P	244,3	16:19'56.017
11	32.603	15.351	28.634	23.024	1'39.612	246,6	16:21'35.629
12	32.334	15.309	28.580	22.968	1'39.191	248,3	16:23'14.820
13	32.439	15.350	28.543	22.922	1'39.254	247,1	16:24'54.074
14	32.715	18.067	28.855	23.024	1'42.661	167,2	16:26'36.735
15	32.474	15.254	28.771	34.001	1'50.500P	248,8	16:28'27.235
16	7'38.640	15.520	28.638	22.962	8'45.760P	244,3	16:37'12.995
17	32.197	15.123	28.326	22.887	1'38.533	248,8	16:38'51.528
18	32.163	15.160	28.477	22.881	1'38.681	249,4	16:40'30.209
19	32.212	15.131	28.633	23.203	1'39.179	251,2	16:42'09.388
20	32.300	15.214	28.491	29.104	1'45.109	248,8	16:43'54.497
21	32.290	15.175	28.441	22.884	1'38.790	249,4	16:45'33.287
22	32.727	15.400	28.588	22.912	1'39.627	248,3	16:47'12.914
23	32.441	15.252	28.792	23.029	1'39.514C	252,3	16:48'52.428

7° 66 N. TUULI [1'38.445]							
Lap	Seg.1	Seg.2	Seg.3	Seg.4	Lap Time	km/h	Local Time
1		15.662	29.301	23.296	247,7	16:03'58.861	
2	32.523	15.525	28.980	23.197	1'40.225	250,6	16:05'39.086
3	32.383	15.248	28.551	22.923	1'39.105	250,0	16:07'18.191
4	32.202	15.184	28.288	23.067	1'38.741	250,6	16:08'56.932
5	32.386	15.291	29.639	34.193	1'51.509P	248,3	16:10'48.441
6	7'48.771	15.560	28.888	23.226	8'56.445P	244,9	16:19'44.886
7	32.439	15.414	29.446	23.298	1'40.597	248,3	16:21'25.483
8	32.277	15.229	28.801	33.578	1'49.885P	250,0	16:23'15.368
9	6'38.712	15.885	29.011	23.175	7'46.783P	247,1	16:31'02.151
10	32.453	15.294	28.415	22.934	1'39.096	248,3	16:32'41.247
11	32.130	15.192	28.420	33.034	1'48.776P	250,6	16:34'30.023
12	4'50.652	15.320	28.532	23.011	5'57.515P	250,0	16:40'27.538
13	32.173	15.044	28.525	22.951	1'38.693	251,2	16:42'06.231
14	32.221	15.394	28.654	23.532	1'39.801	251,7	16:43'46.032
15	32.216	15.094	28.453	22.715	1'38.478	254,1	16:45'24.510
16	32.178	15.052	28.399	22.816	1'38.445	254,1	16:47'02.955
17	41.174	18.179	28.855	23.640	1'51.848C	173,4	16:48'54.803

10° 62 S. MANZI [1'38.537]							
Lap	Seg.1	Seg.2	Seg.3	Seg.4	Lap Time	km/h	Local Time
1		15.683	28.797	23.189	244,3	16:02'25.658	
2	32.303	15.219	28.693	22.825	1'39.040	246,6	16:04'04.698
3	32.241	15.134	28.464	22.754	1'38.593	247,1	16:05'43.291
4	32.245	15.108	28.645	22.861	1'38.859	247,7	16:07'22.150
5	32.436	15.314	28.459	22.744	1'38.953	247,1	16:09'01.103
6	32.132	15.164	28.384	22.878	1'38.558	246,0	16:10'39.661
7	32.179	15.321	28.492	22.753	1'38.745	246,6	16:12'18.406
8	32.237	15.132	28.340	22.880	1'38.589	247,7	16:13'56.995
9	35.004	17.662	30.696	35.817	1'59.179CP	206,9	16:15'56.174
10	4'25.549	15.436	28.573	22.740	5'32.298P	245,5	16:21'28.472
11	32.237	15.174	28.335	22.791	1'38.537	246,0	16:23'07.009
12	32.237	15.178	28.362	22.905	1'38.682	246,6	16:24'45.691
13	33.860	15.482	28.769	22.903	1'41.014	244,9	16:26'26.705
14	32.211	15.168	28.418	22.796	1'38.593	246,6	16:28'05.298
15	32.166	15.181	28.366	33.145	1'48.858P	246,0	16:29'54.156
16	12'52.917	15.428	28.317	22.781	13'59.443P	246,6	16:43'53.599
17	32.089	15.087	1'06.488	40.532	2'34.196CP	246,6	16:46'27.795

8° 99 A. HUERTAS [1'38.520]							
Lap	Seg.1	Seg.2	Seg.3	Seg.4	Lap Time	km/h	Local Time
1		15.471	29.150	23.413	248,3	16:01'54.293	
2	32.981	15.324	28.821	23.239	1'40.365	250,6	16:03'34.658
3	32.959	15.255	31.391	25.223	1'44.828	248,3	16:05'19.486
4	32.761	15.159	28.734	22.975	1'39.629	251,2	16:06'59.115
5	32.906	15.181	28.879	32.232	1'49.198P	250,0	16:08'48.313
6	14'56.329	15.332	31.548	23.933	16'07.142P	247,1	16:24'55.455
7	32.831	15.260	28.797	23.323	1'40.211	247,7	16:26'35.666
8	32.782	15.155	28.966	34.136	1'51.039P	250,0	16:28'26.705
9	6'51.980	15.275	28.316	22.807	7'58.378P	248,8	16:36'25.083
10	33.183	15.045	28.398	22.733	1'39.359	250,0	16:38'04.442
11	32.321	15.066	28.345	22.788	1'38.520	250,0	16:39'42.962
12	32.273	15.029	28.434	22.828	1'38.564	250,6	16:41'21.526
13	32.278	15.057	28.453	22.931	1'38.719	250,6	16:43'00.245
14	32.389	15.414	28.916	22.882	1'39.601	252,3	16:44'39.846
15	32.505	15.139	28.564	24.508	1'40.716	250,0	16:46'20.562
16	37.114	15.303	29.731	33.527	1'55.675CP	250,6	16:48'16.237

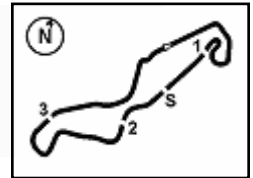
11° 54 B. SOFUOGLU [1'38.583]							
Lap	Seg.1	Seg.2	Seg.3	Seg.4	Lap Time	km/h	Local Time
1		15.938	31.331	23.678	248,3	16:02'01.938	
2	33.065	15.521	28.905	23.129	1'40.620	252,9	16:03'42.558
3	32.839	15.350	28.720	23.062	1'39.971	250,6	16:05'22.529
4	32.566	15.253	28.744	23.127	1'39.690	252,9	16:07'02.219
5	32.532	15.294	28.730	23.018	1'39.574	250,6	16:08'41.793
6	32.914	15.449	28.741	23.041	1'40.145	252,3	16:10'21.938
7	34.246	15.420	28.751	23.076	1'41.493	250,0	16:12'03.431
8	32.440	15.282	28.547	23.020	1'39.289	250,0	16:13'42.720
9	32.410	17.036	31.712	35.958	1'57.116CP	232,8	16:15'39.836
10	2'39.508	15.517	28.948	29.912	3'46.885P	247,1	16:19'26.721
11	32.385	15.336	28.860	23.128	1'39.709	249,4	16:21'06.430
12	32.267	15.221	28.588	22.892	1'38.968	250,6	16:22'45.398
13	32.240	15.293	28.683	23.611	1'39.827	250,6	16:24'25.225
14	32.268	15.240	28.562	23.071	1'39.141	250,0	16:26'04.366
15	32.379	15.186	28.601	39.870	1'56.036P	250,0	16:28'00.402
16	7'56.678	15.764	29.556	23.773	9'05.771P	248,3	16:37'06.173
17	32.307	15.155	28.506	23.116	1'39.084	251,7	16:38'45.257
18	32.068	15.173	28.469	23.013	1'38.723	251,7	16:40'23.980
19	32.144	15.282	29.960	23.534	1'40.920	251,7	16:42'04.900
20	32.287	15.443	28.819	23.560	1'40.109	250,6	16:43'45.009
21	32.135	15.185	28.456	22.975	1'38.751	251,7	16:45'23.760
22	32.034	15.162	28.389	22.998	1'38.583	252,3	16:47'02.343
23	32.192	15.196	28.234	22.969	1'38.591C	251,7	16:48'40.934

9° 28 G. VAN STRAALLEN [1'38.532]							
Lap	Seg.1	Seg.2	Seg.3	Seg.4	Lap Time	km/h	Local Time
1		15.595	28.922	23.103	244,9	16:01'47.199	
2	32.309	15.216	28.469	24.213	1'40.207C	247,1	16:03'27.406
3	32.458	15.225	28.638	22.996	1'39.317C	247,7	16:05'06.723
4	32.187	15.123	28.225	22.997	1'38.532	248,8	16:06'45.255
5	32.208	15.173	28.365	22.981	1'38.727	248,3	16:08'23.982
6	32.267	15.474	28.787	22.892	1'39.420	247,1	16:10'03.402
7	32.101	15.197	28.407	22.870	1'38.575	247,7	16:11'41.977
8	32.229	15.183	28.818	23.016	1'39.246C	247,7	16:13'21.223

21/04/2023 P = Pits In/Out - C = Lap Time Cancelled

These data/results cannot be reproduced, stored and/or transmitted in whole or in part by any manner of electronic, mechanical, photocopying, recording, broadcasting or otherwise now known or herein after developed without the previous express consent by the copyright owner, except for reproduction in daily press and regular printed publications on sale to the public within 60 days of the event related to those data/results and always provided that copyright symbol appears together as follows below.

© DORNA WSBK ORGANIZATION Srl 2023



Pirelli Dutch Round, 21-23 April 2023
Chronological Analysis Free Practice 2nd Session

12° 94 V. DEBISE [1'38.630]							
Lap	Seg1	Seg2	Seg3	Seg4	Lap Time	km/h	Local Time
1		15.930	28.705	23.374		242,7	16:01'41.988
2	32.335	15.370	28.397	23.182	1'39.284	245,5	16:03'21.272
3	32.223	15.329	28.288	22.980	1'38.820	247,1	16:05'00.092
4	32.265	15.313	28.319	23.213	1'39.110	247,7	16:06'39.202
5	32.282	15.288	28.351	23.003	1'38.924	246,6	16:08'18.126
6	32.223	15.346	28.362	23.780	1'39.711	246,6	16:09'57.837
7	32.676	15.385	28.512	32.203	1'48.776P	247,1	16:11'46.613
8	7'20.711	15.694	28.447	23.149	8'28.001P	243,8	16:20'14.614
9	32.002	15.241	28.330	23.138	1'38.711	245,5	16:21'53.325
10	32.103	15.285	28.211	23.031	1'38.630	246,6	16:23'31.955
11	32.230	15.394	28.384	23.158	1'39.166	247,7	16:25'11.121
12	32.141	15.280	28.435	23.064	1'38.920	247,1	16:26'50.041
13	32.299	15.334	28.540	22.956	1'39.129	246,6	16:28'29.170
14	32.283	15.381	28.445	23.038	1'39.147	246,6	16:30'08.317
15	32.368	15.338	28.491	23.076	1'39.273	247,1	16:31'47.590
16	32.378	15.258	28.348	23.221	1'39.205	246,6	16:33'26.795
17	32.626	15.299	28.361	23.093	1'39.379	247,7	16:35'06.174
18	32.232	15.294	28.349	23.075	1'38.950	247,7	16:36'45.124
19	32.223	15.278	28.357	23.330	1'39.188	248,8	16:38'24.312
20	32.268	15.286	28.378	23.165	1'39.097	247,7	16:40'03.409
21	32.360	15.249	28.405	23.059	1'39.073	248,3	16:41'42.282
22	32.315	15.477	28.623	23.387	1'39.802	248,8	16:43'22.284
23	32.365	15.327	28.392	23.178	1'39.262	248,3	16:45'01.546
24	38.839	17.130	30.373	36.766	2'03.108P	218,6	16:47'04.654

14	33.582	16.058	29.230	32.411	1'51.281CP	241,6	16:31'47.814
15	7'33.503	15.363	28.717	23.180	8'40.763P	245,5	16:40'28.577
16	32.334	15.192	28.307	22.871	1'38.704	246,6	16:42'07.281
17	33.085	27.230	30.053	23.707	1'54.075	234,3	16:44'01.356
18	34.220	15.450	30.920	24.530	1'45.120C	245,5	16:45'46.476
19	32.537	15.240	28.492	23.034	1'39.303	247,7	16:47'25.779
20	32.521	15.320	31.272	24.464	1'43.577C	248,8	16:49'09.356

15° 24 A. WONGTHANON [1'39.610]							
Lap	Seg1	Seg2	Seg3	Seg4	Lap Time	km/h	Local Time
1		15.939	29.598	24.644		247,7	16:01'52.715
2	33.324	15.510	29.170	24.571	1'42.575	249,4	16:03'35.290
3	32.780	15.436	31.003	25.548	1'44.767	246,6	16:05'20.057
4	32.604	15.237	28.622	23.147	1'39.610	250,6	16:06'59.667
5	32.685	15.384	29.217	23.279	1'40.565	250,0	16:08'40.232
6	32.717	15.351	28.702	23.581	1'40.351	247,7	16:10'20.583
7	36.017	15.701	30.926	23.219	1'45.863	246,6	16:12'06.446
8	32.684	16.056	31.215	34.273	1'54.228P	248,3	16:14'00.674
9	15'46.641	16.428	29.126	23.444	16'55.639P	234,8	16:30'56.313
10	33.019	15.409	28.806	24.066	1'41.300	245,5	16:32'37.613
11	33.698	15.706	29.053	23.868	1'42.325	244,3	16:34'19.938
12	36.016	15.683	29.123	35.812	1'56.634P	246,0	16:36'16.572
13	7'45.509	15.552	28.932	23.740	8'53.733P	247,1	16:45'10.305
14	35.847	15.587	28.975	23.802	1'44.211	246,0	16:46'54.516
15	33.279	15.596	29.068	23.470	1'41.413C	246,6	16:48'35.929

13° 23 M. SCHROETTER [1'38.695]							
Lap	Seg1	Seg2	Seg3	Seg4	Lap Time	km/h	Local Time
1		15.693	31.093	23.889		247,7	16:01'55.839
2	32.734	15.356	28.729	23.014	1'39.833	251,7	16:03'35.672
3	32.845	15.917	51.201	48.657	2'28.620P	243,2	16:06'04.292
4	6'05.751	15.625	29.151	23.265	7'13.792CP	246,6	16:13'18.084
5	32.576	15.273	29.512	34.911	1'52.272CP	248,8	16:15'10.356
6	4'08.514	15.557	28.795	24.691	5'17.557P	247,1	16:20'27.913
7	32.600	15.338	28.606	23.091	1'39.635	249,4	16:22'07.548
8	32.717	15.387	28.620	23.076	1'39.800	248,8	16:23'47.348
9	32.855	15.362	28.716	23.107	1'40.040	248,3	16:25'27.388
10	34.751	15.557	29.275	32.962	1'52.545P	249,4	16:27'19.933
11	4'45.694	15.511	29.020	23.112	5'53.337P	247,7	16:33'13.270
12	32.480	15.101	28.360	22.825	1'38.766	250,0	16:34'52.036
13	32.421	15.061	28.322	23.028	1'38.832	250,6	16:36'30.868
14	32.407	15.105	28.275	22.908	1'38.695	251,2	16:38'09.563
15	32.479	15.084	28.441	33.098	1'49.102P	251,2	16:39'58.665
16	3'33.712	15.482	30.762	23.338	4'43.294P	250,6	16:44'41.959
17	32.486	15.119	28.417	23.019	1'39.041	251,2	16:46'21.000
18	34.377	15.468	30.395	23.028	1'43.268C	248,3	16:48'04.268

16° 40 S. CORSI [1'39.718]							
Lap	Seg1	Seg2	Seg3	Seg4	Lap Time	km/h	Local Time
1		16.084	30.276	23.814		231,3	16:02'04.575
2	32.673	15.572	28.868	23.360	1'40.473	235,8	16:03'45.048
3	34.521	15.889	29.249	24.296	1'43.955	240,0	16:05'29.003
4	32.585	15.445	28.772	23.490	1'40.292	247,1	16:07'09.295
5	32.583	15.577	32.225	40.656	2'01.041P	239,5	16:09'10.336
6	11'13.370	15.907	29.086	24.194	12'22.557P	234,8	16:21'32.893
7	33.322	17.657	35.752	37.896	2'04.627P	233,3	16:23'37.520
8	11'00.306	16.002	29.149	24.090	12'09.547P	237,4	16:35'47.067
9	33.053	15.742	28.939	23.839	1'41.573	244,9	16:37'28.640
10	32.929	16.060	30.026	23.561	1'42.576	238,9	16:39'11.216
11	32.459	15.508	28.537	23.587	1'40.091	244,9	16:40'51.307
12	33.454	15.655	28.998	23.763	1'41.870	246,0	16:42'33.177
13	32.454	15.423	28.466	23.375	1'39.718	245,5	16:44'12.895
14	34.094	16.326	30.332	24.084	1'44.836C	233,8	16:45'57.731
15	32.862	15.733	28.616	23.650	1'40.861	243,2	16:47'38.592
16	32.569	15.680	28.741	23.591	1'40.581	234,3	16:49'19.173

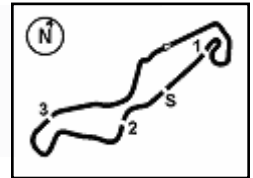
17° 73 M. KOFLER [1'39.936]							
Lap	Seg1	Seg2	Seg3	Seg4	Lap Time	km/h	Local Time
1		16.165	30.694	24.185		246,0	16:01'48.855
2	33.174	15.550	29.228	23.455	1'41.407	246,6	16:03'30.262
3	33.051	15.456	28.869	23.215	1'40.591	246,6	16:05'10.853
4	33.023	15.457	28.988	23.345	1'40.813	247,7	16:06'51.666
5	41.295	15.637	29.149	23.233	1'49.314	245,5	16:08'40.980
6	32.985	15.530	28.952	23.118	1'40.585	238,4	16:10'21.565
7	35.719	15.725	30.615	33.898	1'55.957P	246,6	16:12'17.522
8	7'25.196	15.610	29.071	23.396	8'33.273P	243,8	16:20'50.795
9	32.860	15.460	29.143	23.375	1'40.838	246,0	16:22'31.633
10	32.828	15.467	29.548	23.685	1'41.528	244,9	16:24'13.161
11	32.789	15.374	28.896	23.190	1'40.249	244,9	16:25'53.410
12	33.393	15.999	30.035	25.205	1'44.632	246,0	16:27'38.042
13	32.942	15.513	28.988	23.204	1'40.647	246,6	16:29'18.689
14	34.676	16.610	29.668	33.468	1'54.422P	238,9	16:31'13.111
15	7'50.969	15.622	31.950	26.112	9'04.653P	246,0	16:40'17.764
16	32.586	15.384	28.853	23.113	1'39.936	246,0	16:41'57.700

14° 69 T. BOOTH-AMOS [1'38.704]							
Lap	Seg1	Seg2	Seg3	Seg4	Lap Time	km/h	Local Time
1		15.869	28.980	23.521		241,1	16:01'48.183
2	32.769	15.507	29.993	23.447	1'41.716	249,4	16:03'29.899
3	32.733	15.545	28.451	23.095	1'39.824	244,9	16:05'09.723
4	32.490	15.259	28.438	23.045	1'39.232	246,6	16:06'48.955
5	32.671	15.335	28.532	22.891	1'39.429	244,9	16:08'28.384
6	32.574	15.349	28.681	22.906	1'39.510	244,9	16:10'07.894
7	37.268	17.695	28.583	23.042	1'46.588	203,0	16:11'54.482
8	37.944	15.860	30.433	33.889	1'58.126P	244,3	16:13'52.608
9	8'15.175	15.843	28.600	22.997	9'22.615P	242,7	16:23'15.223
10	32.469	15.461	28.372	22.895	1'39.197	244,3	16:24'54.420
11	32.637	15.472	28.577	23.157	1'39.843	244,9	16:26'34.263
12	35.256	15.672	28.509	23.507	1'42.944C	240,0	16:28'17.207
13	32.571	15.311	28.474	22.970	1'39.326C	244,9	16:29'56.533

21/04/2023 P = Pits In/Out - C = Lap Time Cancelled

These data/results cannot be reproduced, stored and/or transmitted in whole or in part by any manner of electronic, mechanical, photocopying, recording, broadcasting or otherwise now known or herein after developed without the previous express consent by the copyright owner, except for reproduction in daily press and regular printed publications on sale to the public within 60 days of the event related to those data/results and always provided that copyright symbol appears together as follows below.

© DORNA WSBK ORGANIZATION Srl 2023



TT Circuit Assen 4.542 m

4 / 6

17	40.857	16.080	29.056	23.574	1'49.567	241,6	16:43'47.267	16	32.858	15.544	29.708	24.447	1'42.557	247,7	16:42'35.018
18	32.907	15.411	28.911	23.666	1'40.895	246,6	16:45'28.162	17	32.765	15.409	28.566	23.341	1'40.081C	245,5	16:44'15.099
19	33.061	15.360	35.980	24.684	1'49.085	247,7	16:47'17.247	18	33.375	15.726	29.189	24.091	1'42.381C	244,9	16:45'57.480
20	33.034	15.576	29.228	23.297	1'41.135C	246,0	16:48'58.382	19	32.850	15.488	28.738	27.268	1'44.344	243,8	16:47'41.824
								20	33.073	15.658	29.593	24.123	1'42.447	243,2	16:49'24.271

18° 17 J. MCPHEE [1'39.969]

Lap	Seg1	Seg2	Seg3	Seg4	Lap Time	km/h	Local Time
1		15.732	30.086	23.982	244,9	16:02'02.443	
2	33.130	15.469	29.215	23.596	1'41.410	247,1	16:03'43.853
3	33.265	15.655	31.155	24.246	1'44.321	243,2	16:05'28.174
4	32.999	15.457	29.059	23.770	1'41.285C	248,3	16:07'09.459
5	32.873	15.409	28.857	23.403	1'40.542C	250,0	16:08'50.001
6	32.815	15.432	28.806	23.313	1'40.366	248,3	16:10'30.367
7	32.830	15.418	28.805	33.162	1'50.215P	246,0	16:12'20.582
8	7'32.218	16.068	31.737	29.018	8'49.041P	238,9	16:21'09.623
9	35.401	15.656	29.191	23.790	1'44.038	244,9	16:22'53.661
10	33.183	15.712	29.474	34.520	1'52.889P	244,9	16:24'46.550
11	9'14.457	15.731	29.688	25.180	10'25.056P	246,0	16:35'11.606
12	33.189	15.584	28.988	23.759	1'41.520	246,0	16:36'53.126
13	34.382	15.739	29.767	33.640	1'53.528P	245,5	16:38'46.654
14	5'41.936	15.548	33.717	29.508	7'00.709P	246,6	16:45'47.363
15	32.729	15.379	28.572	23.289	1'39.969	246,6	16:47'27.332
16	32.570	15.341	28.901	23.569	1'40.381C	246,6	16:49'07.713

21° 71 T. EDWARDS [1'40.103]

Lap	Seg1	Seg2	Seg3	Seg4	Lap Time	km/h	Local Time
1		16.438	30.565	23.449	240,5	16:01'47.857	
2	32.743	15.623	28.974	23.662	1'41.002	247,7	16:03'28.859
3	32.980	15.529	28.811	23.402	1'40.722	245,5	16:05'09.581
4	35.519	16.238	31.838	24.707	1'48.302	243,2	16:06'57.883
5	32.940	15.607	29.042	23.456	1'41.045	247,1	16:08'38.928
6	33.001	15.618	29.046	33.407	1'51.072P	245,5	16:10'30.000
7	7'49.977	15.734	28.983	23.468	8'58.162P	244,3	16:19'28.162
8	32.762	15.589	28.798	23.565	1'40.714	243,8	16:21'08.876
9	32.808	15.389	28.772	23.728	1'40.697	246,6	16:22'49.573
10	32.866	15.536	28.614	23.243	1'40.259	249,4	16:24'29.832
11	35.211	17.027	29.869	25.855	1'47.962	224,5	16:26'17.794
12	32.972	15.532	28.621	23.359	1'40.484	246,0	16:27'58.278
13	34.711	15.744	29.315	34.600	1'54.370P	247,1	16:29'52.648
14	9'29.122	15.576	28.690	23.194	10'36.582P	250,0	16:40'29.230
15	32.776	15.458	28.645	23.702	1'40.581	247,1	16:42'09.811
16	32.597	15.387	28.484	23.635	1'40.103	251,7	16:43'49.914
17	33.326	15.564	29.105	23.901	1'41.896	248,3	16:45'31.810
18	32.921	15.349	28.794	23.495	1'40.559	246,0	16:47'12.369
19	32.816	15.448	29.331	23.090	1'40.685C	244,9	16:48'53.054

19° 68 L. POWER [1'40.003]

Lap	Seg1	Seg2	Seg3	Seg4	Lap Time	km/h	Local Time
1		16.076	30.197	23.795	241,1	16:01'58.079	
2	33.123	15.488	29.346	23.678	1'41.635	243,8	16:03'39.714
3	33.409	15.514	29.031	23.570	1'41.524	246,0	16:05'21.238
4	32.891	15.471	28.758	23.365	1'40.485	245,5	16:07'01.723
5	32.884	15.591	28.919	23.212	1'40.606	244,3	16:08'42.329
6	32.841	15.496	28.813	23.230	1'40.380	245,5	16:10'22.709
7	36.977	16.781	29.100	32.542	1'55.400P	226,4	16:12'18.109
8	6'51.238	15.727	29.335	23.427	7'59.727CP	242,7	16:20'17.836
9	32.959	15.571	29.089	23.578	1'41.197C	245,5	16:21'59.033
10	33.193	15.514	28.920	23.435	1'41.062C	243,2	16:23'40.095
11	32.940	15.447	28.811	23.145	1'40.343	244,3	16:25'20.438
12	32.843	15.489	28.915	23.088	1'40.335	244,3	16:27'00.773
13	33.061	15.746	29.633	33.022	1'51.462P	244,3	16:28'52.235
14	7'40.677	15.659	28.953	23.234	8'48.523P	246,0	16:37'40.758
15	32.903	15.337	28.675	23.088	1'40.003	246,0	16:39'20.761
16	32.658	15.384	28.812	23.238	1'40.092	247,1	16:41'00.853
17	32.850	15.409	28.655	23.461	1'40.375	247,1	16:42'41.228
18	35.032	17.964	29.245	23.665	1'45.906	156,5	16:44'27.134
19	32.823	15.395	28.927	23.143	1'40.288C	244,9	16:46'07.422

22° 22 F. FULIGNI [1'40.337]

Lap	Seg1	Seg2	Seg3	Seg4	Lap Time	km/h	Local Time
1		16.096	29.972	23.947	242,2	16:02'13.421	
2	33.373	15.576	29.010	23.475	1'41.434	244,9	16:03'54.855
3	33.063	15.479	28.787	23.267	1'40.596	244,3	16:05'35.451
4	33.049	15.389	28.922	23.453	1'40.813	244,9	16:07'16.264
5	33.032	15.392	28.742	23.485	1'40.651	244,9	16:08'56.915
6	32.975	15.393	28.753	23.403	1'40.524	244,9	16:10'37.439
7	34.928	15.940	29.062	23.480	1'43.410	245,5	16:12'20.849
8	37.455	16.336	30.613	33.259	1'57.663CP	243,2	16:14'18.512
9	6'11.504	15.765	29.306	23.614	7'20.189P	242,7	16:21'38.701
10	33.036	15.505	29.128	23.451	1'41.120	243,8	16:23'19.821
11	33.157	15.430	29.450	33.200	1'51.237P	243,8	16:25'11.058
12	7'56.960	15.952	30.207	26.991	9'10.110P	241,1	16:34'21.168
13	33.297	15.366	31.204	25.127	1'44.994	244,3	16:36'06.162
14	33.117	15.329	28.702	23.316	1'40.464	244,9	16:37'46.626
15	32.935	15.290	28.685	23.427	1'40.337	245,5	16:39'26.963
16	32.837	15.365	29.208	23.674	1'41.084	246,0	16:41'08.047
17	33.011	15.344	28.760	23.356	1'40.471	246,0	16:42'48.518
18	32.961	15.410	28.842	23.389	1'40.602	246,0	16:44'29.120
19	32.880	15.358	29.020	23.332	1'40.590	247,1	16:46'09.710
20	32.922	15.393	28.908	23.612	1'40.835	246,0	16:47'50.545

20° 29 N. SPINELLI [1'40.083]

Lap	Seg1	Seg2	Seg3	Seg4	Lap Time	km/h	Local Time
1		16.176	29.473	24.693	244,3	16:02'05.020	
2	33.047	15.485	28.748	23.165	1'40.445	244,9	16:03'45.465
3	32.904	15.473	29.576	24.000	1'41.953	245,5	16:05'27.418
4	32.877	15.460	28.619	23.127	1'40.083	243,2	16:07'07.501
5	33.425	15.556	28.705	23.305	1'40.991	246,6	16:08'48.492
6	33.310	16.619	31.189	28.864	1'49.982	238,4	16:10'38.474
7	32.932	15.738	28.920	23.139	1'40.729	242,2	16:12'19.203
8	32.819	15.465	28.702	23.329	1'40.315	244,3	16:13'59.518
9	34.137	16.843	30.110	35.863	1'56.953CP	229,8	16:15'56.471
10	9'11.939	15.847	29.735	24.438	10'21.959P	240,5	16:26'18.430
11	32.966	15.665	28.870	23.571	1'41.072	243,8	16:27'59.502
12	33.144	15.613	29.186	33.969	1'51.912P	241,1	16:29'51.414
13	6'25.919	15.860	32.211	24.339	7'38.329CP	238,9	16:37'29.743
14	32.771	15.552	28.687	23.248	1'40.258C	243,2	16:39'10.001
15	32.906	15.454	28.576	25.524	1'42.460	243,8	16:40'52.461

23° 19 A. MANTOVANI [1'40.379]

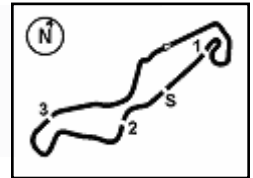
Lap	Seg1	Seg2	Seg3	Seg4	Lap Time	km/h	Local Time
1		16.069	29.604	24.487	243,2	16:01'52.323	
2	33.479	15.579	29.237	23.986	1'42.281	245,5	16:03'34.604
3	33.434	15.654	29.145	23.915	1'42.148	242,2	16:05'16.752
4	33.236	15.370	28.942	23.827	1'41.375	248,3	16:06'58.127
5	32.934	15.373	28.715	23.452	1'40.474	247,7	16:08'38.601
6	32.911	15.436	28.883	23.542	1'40.772	246,0	16:10'19.373
7	39.998	15.610	29.278	23.950	1'48.836	244,9	16:12'08.209
8	33.051	15.517	28.935	23.620	1'41.123	246,0	16:13'49.332
9	32.736	18.387	32.296	38.789	2'02.208CP	226,4	16:15'51.540
10	8'55.584	15.888	29.164	24.274	10'04.910P	242,7	16:25'56.450

21/04/2023 P = Pits In/Out - C = Lap Time Cancelled

These data/results cannot be reproduced, stored and/or transmitted in whole or in part by any manner of electronic, mechanical, photocopying, recording, broadcasting or otherwise now known or herein after developed without the previous express consent by the copyright owner, except for reproduction in daily press and regular printed publications on sale to the public within 60 days of the event related to those data/results and always provided that copyright symbol appears together as follows below.

© DORNA WSBK ORGANIZATION Srl 2023





TT Circuit Assen 4.542 m

Pirelli Dutch Round, 21-23 April 2023
Chronological Analysis Free Practice 2nd Session

5 / 6

11	32.979	15.490	28.963	23.710	1'41.142	244,9	16:27'37.592	10	6'31.351	16.626	30.239	24.090	7'42.306P	239,5	16:23'57.551
12	32.936	15.425	28.773	23.478	1'40.612	244,9	16:29'18.204	11	34.057	16.562	30.305	33.818	1'54.742	241,6	16:25'52.293
13	32.814	15.339	28.804	23.779	1'40.736	245,5	16:30'58.940	12	33.126	15.461	29.140	23.522	1'41.249	245,5	16:27'33.542
14	33.050	15.329	28.773	23.493	1'40.645	246,6	16:32'39.585	13	32.617	15.404	28.899	23.695	1'40.615	244,9	16:29'14.157
15	32.949	15.330	28.948	23.480	1'40.707	247,1	16:34'20.292	14	32.746	15.459	28.877	23.527	1'40.609	244,9	16:30'54.766
16	35.008	15.592	29.500	34.848	1'54.948P	246,0	16:36'15.240	15	33.591	15.608	29.351	39.224	1'57.774P	245,5	16:32'52.540
17	4'21.268	15.777	28.934	23.985	5'29.964P	243,2	16:41'45.204	16	6'57.332	16.628	32.709	23.762	8'10.431P	235,3	16:41'02.971
18	32.852	15.419	28.888	23.672	1'40.831	246,6	16:43'26.035	17	32.863	15.578	28.910	24.346	1'41.697	245,5	16:42'44.668
19	33.097	15.389	28.852	23.429	1'40.767	247,7	16:45'06.802	18	32.828	15.535	29.575	25.489	1'43.427	246,6	16:44'28.095
20	32.795	15.353	28.633	23.598	1'40.379	248,3	16:46'47.181	19	32.708	15.476	28.797	23.344	1'40.325C	247,7	16:46'08.420
21	32.941	15.569	28.787	23.949	1'41.246C	246,6	16:48'28.427	20	32.602	15.478	28.929	23.455	1'40.464	246,6	16:47'48.884
								21	32.905	15.707	29.264	28.493	1'46.369	245,5	16:49'35.253

24° 4 H. TRUELOVE [1'40.409]							
Lap	Seg1	Seg2	Seg3	Seg4	Lap Time	km/h	Local Time
1		15.731	29.008	23.689		248,3	16:03'44.922
2	33.062	15.434	30.112	24.345	1'42.953	250,0	16:05'27.875
3	32.806	15.498	28.755	23.530	1'40.589	252,3	16:07'08.464
4	32.793	15.613	28.577	23.426	1'40.409	247,1	16:08'48.873
5	32.889	15.450	28.791	23.626	1'40.756	244,9	16:10'29.629
6	34.159	15.700	28.997	23.868	1'42.724	249,4	16:12'12.353
7	33.238	15.573	29.113	24.226	1'42.150	247,7	16:13'54.503
8	34.407	16.603	30.583	37.655	1'59.248CP	243,8	16:15'53.751
9	8'47.513	15.613	29.083	23.987	9'56.196P	243,2	16:25'49.947
10	33.138	15.459	29.272	23.594	1'41.463	245,5	16:27'31.410
11	32.891	15.452	29.011	24.015	1'41.369	250,0	16:29'12.779
12	33.118	15.573	29.030	24.054	1'41.775	249,4	16:30'54.554
13	41.282	16.633	29.352	33.963	2'01.230P	240,0	16:32'55.784
14	5'43.019	15.514	28.803	23.490	6'50.826P	251,2	16:39'46.610
15	32.785	15.392	28.758	23.707	1'40.642	246,6	16:41'27.252
16	32.712	15.327	31.494	24.171	1'43.704	251,7	16:43'10.956
17	32.955	15.382	28.620	23.733	1'40.690	250,6	16:44'51.646
18	32.950	15.393	28.752	23.606	1'40.701	250,6	16:46'32.347
19	32.948	15.494	29.063	23.997	1'41.502C	249,4	16:48'13.849

27° 16 Y. OKAYA [1'41.271]							
Lap	Seg1	Seg2	Seg3	Seg4	Lap Time	km/h	Local Time
1		16.560	30.018	24.430		241,6	16:02'07.074
2	33.609	15.882	29.453	23.758	1'42.702	246,6	16:03'49.776
3	33.136	15.701	29.436	23.438	1'41.711	248,3	16:05'31.487
4	33.426	15.642	29.128	23.770	1'41.966	250,6	16:07'13.453
5	33.360	15.625	29.033	23.471	1'41.489	249,4	16:08'54.942
6	32.903	15.587	29.012	23.769	1'41.271	247,7	16:10'36.213

28° 7 A. NORRODIN [1'41.273]							
Lap	Seg1	Seg2	Seg3	Seg4	Lap Time	km/h	Local Time
1		16.261	29.564	24.058		235,8	16:04'31.541
2	33.594	16.046	29.218	23.944	1'42.802	240,0	16:06'14.343
3	33.333	15.960	29.140	23.876	1'42.309	238,9	16:07'56.652
4	33.348	15.833	28.995	23.716	1'41.892	238,9	16:09'38.544
5	33.129	16.026	29.188	23.949	1'42.292	238,4	16:11'20.836
6	33.310	15.996	29.782	32.211	1'51.299CP	237,9	16:13'12.135
7	7'40.608	15.934	29.086	23.775	8'49.403P	237,4	16:22'01.538
8	33.117	15.954	29.071	23.801	1'41.943	238,4	16:23'43.481
9	33.196	15.852	29.087	23.790	1'41.925	238,9	16:25'25.406
10	33.885	16.099	29.349	32.200	1'51.533P	238,9	16:27'16.939
11	7'30.444	16.022	29.313	33.013	8'48.792P	237,4	16:36'05.731
12	37.560	16.060	29.606	24.212	1'47.438	238,4	16:37'53.169
13	33.676	16.159	29.780	31.186	1'50.801P	239,5	16:39'43.970
14	4'00.522	15.938	29.024	23.919	5'09.403P	241,1	16:44'53.373
15	32.925	15.778	28.944	23.626	1'41.273	240,5	16:46'34.646
16	33.021	15.828	28.990	23.715	1'41.554C	240,0	16:48'16.200

25° 95 T. MACKENZIE [1'40.459]							
Lap	Seg1	Seg2	Seg3	Seg4	Lap Time	km/h	Local Time
1		16.146	29.210	24.222		237,9	16:04'42.903
2	33.383	15.725	28.911	23.727	1'41.746	238,9	16:06'24.649
3	33.023	15.714	28.821	23.740	1'41.298	240,0	16:08'05.947
4	33.072	15.612	30.473	31.543	1'50.700P	240,5	16:09'56.647
5	9'19.479	16.111	29.220	24.127	10'28.937P	237,4	16:20'25.584
6	33.027	15.567	28.665	23.872	1'41.131	241,1	16:22'06.715
7	37.906	16.219	29.477	31.401	1'55.003P	238,9	16:24'01.718
8	9'04.755	16.148	29.027	24.035	10'13.965P	237,9	16:34'15.683
9	33.033	15.687	28.770	23.833	1'41.323	239,5	16:35'57.006
10	32.934	15.538	28.896	23.538	1'40.906	241,6	16:37'37.912
11	33.107	15.628	28.882	23.831	1'41.448	241,6	16:39'19.360
12	36.088	16.180	29.759	30.722	1'52.749P	239,5	16:41'12.109
13	3'18.443	16.163	29.350	23.966	4'27.922CP	239,5	16:45'40.031
14	32.772	15.615	28.509	23.563	1'40.459	241,6	16:47'20.490
15	32.728	15.831	30.369	32.839	1'51.767CP	238,9	16:49'12.257

29° 32 D. BAYLISS [1'41.650]							
Lap	Seg1	Seg2	Seg3	Seg4	Lap Time	km/h	Local Time
1		16.774	30.629	26.342		C 233,8	16:01'53.391
2	34.588	15.941	39.325	33.752	2'03.606CP	244,9	16:03'56.997
3	9'17.082	16.130	29.664	25.669	10'28.545CP	242,7	16:14'25.542
4	35.451	17.084	37.131	34.435	2'04.101CP	238,9	16:16'29.643
5	6'46.038	16.106	29.834	24.250	7'56.228P	243,8	16:24'25.871
6	38.446	17.269	29.478	23.932	1'49.125	203,8	16:26'14.996
7	33.586	15.795	29.342	27.177	1'45.900C	246,0	16:28'00.896
8	33.541	15.676	29.227	23.784	1'42.228C	245,5	16:29'43.124
9	33.107	15.683	29.189	23.756	1'41.735	244,9	16:31'24.859
10	33.145	15.598	28.977	23.930	1'41.650	246,0	16:33'06.509
11	40.495	17.123	30.307	33.271	2'01.196P	227,4	16:35'07.705
12	7'41.035	15.862	29.289	23.678	8'49.864P	243,8	16:43'57.569
13	38.648	15.786	29.750	25.621	1'49.805C	246,6	16:45'47.374
14	36.408	15.677	29.072	23.720	1'44.877	247,7	16:47'32.251
15	33.890	16.466	32.333	26.332	1'49.021	240,0	16:49'21.272

26° 51 A. SARMOON [1'40.444]							
Lap	Seg1	Seg2	Seg3	Seg4	Lap Time	km/h	Local Time
1		16.515	29.585	24.170		240,0	16:02'07.468
2	33.312	15.825	29.479	24.890	1'43.506	246,0	16:03'50.974
3	32.648	15.695	28.931	24.219	1'41.493	247,1	16:05'32.467
4	32.890	15.451	29.055	23.690	1'41.086	248,8	16:07'13.553
5	32.693	15.493	28.879	23.544	1'40.609	246,6	16:08'54.162
6	32.684	15.525	29.023	23.866	1'41.098	245,5	16:10'35.260
7	38.127	15.726	29.149	23.570	1'46.572	245,5	16:12'21.832
8	32.724	15.511	29.004	23.716	1'40.955	246,6	16:14'02.787
9	38.306	20.184	34.336	39.632	2'12.458CP	183,7	16:16'15.245

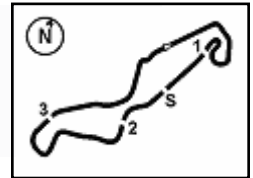
30° 27 A. DIAZ [1'42.576]							
Lap	Seg1	Seg2	Seg3	Seg4	Lap Time	km/h	Local Time
1		16.489	30.815	25.058		240,5	16:01'59.463

21/04/2023 P = Pits In/Out - C = Lap Time Cancelled

These data/results cannot be reproduced, stored and/or transmitted in whole or in part by any manner of electronic, mechanical, photocopying, recording, broadcasting or otherwise now known or herein after developed without the previous express consent by the copyright owner, except for reproduction in daily press and regular printed publications on sale to the public within 60 days of the event related to those data/results and always provided that copyright symbol appears together as follows below.

© DORNA WSBK ORGANIZATION Srl 2023





TT Circuit Assen 4.542 m

Pirelli Dutch Round, 21-23 April 2023
Chronological Analysis Free Practice 2nd Session

2	34.598	15.997	30.112	24.435	1'45.142	245,5	16:03'44.605
3	34.540	15.935	30.045	24.224	1'44.744	243,2	16:05'29.349
4	34.080	16.033	29.863	34.235	1'54.211P	244,9	16:07'23.560
5	3'04.474	16.426	30.297	24.364	4'15.561P	243,2	16:11'39.121
6	33.672	16.003	30.313	24.655	1'44.643C	243,8	16:13'23.764
7	33.513	15.772	29.526	33.569	1'52.380CP	243,8	16:15'16.144
8	3'15.658	16.163	29.701	24.278	4'25.800P	241,6	16:19'41.944
9	33.636	16.411	30.725	33.355	1'54.127P	243,2	16:21'36.071
10	2'33.535	16.045	32.255	23.965	3'45.800P	242,2	16:25'21.871
11	33.750	16.011	29.464	24.390	1'43.615	244,3	16:27'05.486
12	33.462	15.909	29.384	23.839	1'42.594	244,3	16:28'48.080
13	33.564	16.027	31.142	24.213	1'44.946	243,2	16:30'33.026
14	33.956	16.121	29.475	24.017	1'43.569	242,7	16:32'16.595
15	33.584	15.780	29.200	24.012	1'42.576	245,5	16:33'59.171
16	35.106	16.358	29.704	32.710	1'53.878P	235,8	16:35'53.049
17	3'12.587	15.833	29.449	24.179	4'22.048P	246,0	16:40'15.097
18	33.533	15.722	30.581	23.763	1'43.599	247,1	16:41'58.696
19	35.119	15.970	31.220	25.534	1'47.843	243,8	16:43'46.539
20	32.826	15.724	29.285	32.716	1'50.551P	248,3	16:45'37.090

31°							
98 M. ABE [1'42.885]							
Lap	Seg1	Seg2	Seg3	Seg4	Lap Time	km/h	Local Time
1		16.616	30.373	24.584		240,5	16:02'12.413
2	34.827	15.891	29.594	24.468	1'44.780	244,3	16:03'57.193
3	33.810	15.906	29.780	24.178	1'43.674	242,2	16:05'40.867
4	33.775	15.851	29.826	24.181	1'43.633	243,2	16:07'24.500
5	33.507	15.788	29.759	24.487	1'43.541	243,2	16:09'08.041
6	33.736	16.003	29.882	24.511	1'44.132	241,1	16:10'52.173
7	33.882	16.172	29.795	24.376	1'44.225	240,0	16:12'36.398
8	33.829	15.931	29.801	25.188	1'44.749C	241,6	16:14'21.147
9	36.410	17.154	31.647	40.076	2'05.287CP	234,8	16:16'26.434
10	8'57.115	16.061	29.775	24.181	10'07.132P	240,0	16:26'33.566
11	33.615	15.751	29.466	24.851	1'43.683C	241,6	16:28'17.249
12	33.564	15.871	29.588	24.088	1'43.111C	242,2	16:30'00.360
13	33.605	15.797	29.522	23.961	1'42.885	242,2	16:31'43.245
14	33.755	15.790	29.436	24.022	1'43.003	241,1	16:33'26.248
15	34.217	15.836	29.427	23.987	1'43.467	244,9	16:35'09.715
16	33.667	15.750	29.482	24.281	1'43.180	242,2	16:36'52.895
17	33.662	15.900	29.780	24.260	1'43.602	240,5	16:38'36.497
18	33.622	15.882	29.734	24.333	1'43.571	240,5	16:40'20.068
19	33.747	15.778	29.714	24.543	1'43.782	242,2	16:42'03.850
20	33.864	16.192	29.642	24.518	1'44.216	244,9	16:43'48.066
21	33.709	15.838	29.594	24.851	1'43.992C	242,7	16:45'32.058
22	33.960	15.817	29.709	24.567	1'44.053	245,5	16:47'16.111
23	33.698	15.826	29.999	24.436	1'43.959C	242,2	16:49'00.070

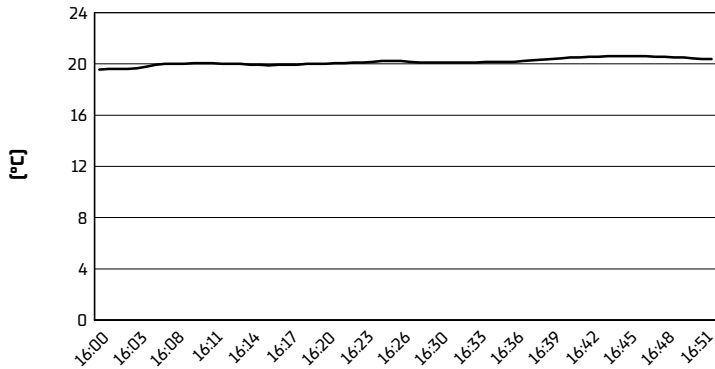
21/04/2023 P = Pits In/Out - C = Lap Time Cancelled

These data/results cannot be reproduced, stored and/or transmitted in whole or in part by any manner of electronic, mechanical, photocopying, recording, broadcasting or otherwise now known or herein after developed without the previous express consent by the copyright owner, except for reproduction in daily press and regular printed publications on sale to the public within 60 days of the event related to those data/results and always provided that copyright symbol appears together as follows below.

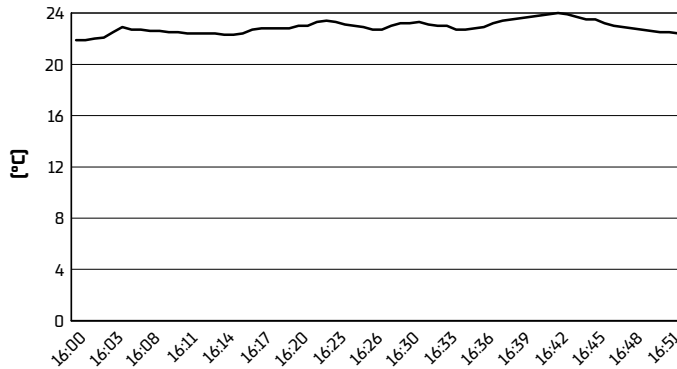
© DORNA WSBK ORGANIZATION Srl 2023

Pirelli Dutch Round, 21-23 April 2023
Weather Report Free Practice 2nd Session
Session started 16:00 - Session ended 16:53

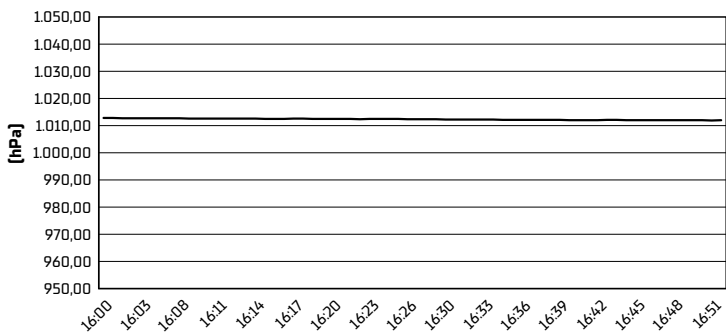
Air Temperature



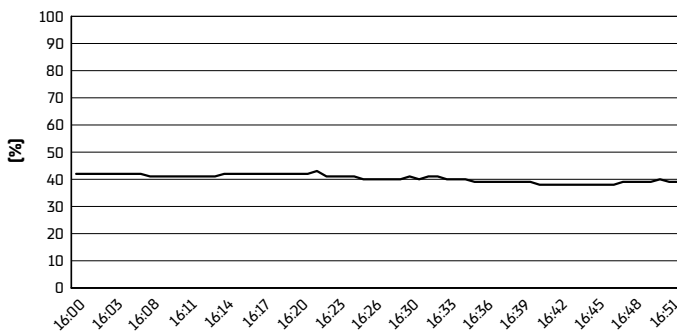
Track Temperature



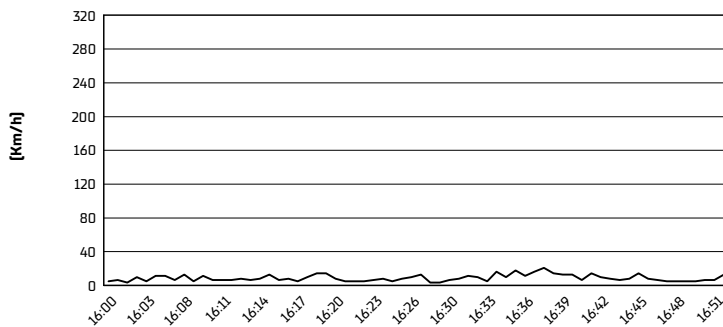
Air Pressure



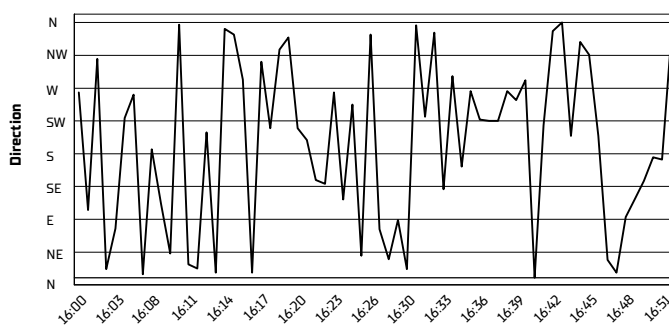
Humidity



Wind Speed



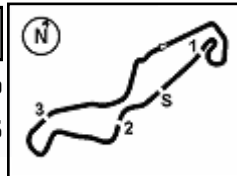
Wind Direction



21/04/2023

These data/results cannot be reproduced, stored and/or transmitted in whole or in part by any manner of electronic, mechanical, photocopying, recording, broadcasting or otherwise now known or herein after developed without the previous express consent by the copyright owner, except for reproduction in daily press and regular printed publications on sale to the public within 60 days of the event related to those data/results and always provided that copyright symbol appears together as follows below.

© DORNA WSBK ORGANIZATION Srl 2023



TT Circuit Assen 4.542 m

Pirelli Dutch Round, 21-23 April 2023
Best Laps & Speeds

1 / 2

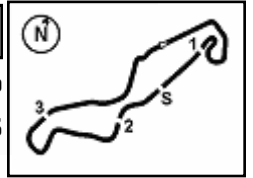
No.	Rider Bike	Nat	Best Lap		FP1		FP2							
			LL	SPD	LL	SPD	LL	SPD						
1	61 C. ONCU Kawasaki ZX-6R	TUR	1'37.591 41 254,1		1'38.857 19 254,1		1'37.591 22 254,1							
2	11 N. BULEGA Ducati Panigale V2	ITA	1'37.596 44 253,5		1'38.438 22 253,5		1'37.596 22 250,5							
3	55 Y. MONTELLA Ducati Panigale V2	ITA	1'38.172 36 249,4		1'38.954 18 248,8		1'38.172 18 249,4							
4	3 R. DE ROSA Ducati Panigale V2	ITA	1'38.225 33 253,5		1'39.198 13 250,0		1'38.225 20 253,5							
5	62 S. MANZI Yamaha YZF R6	ITA	1'38.316 37 250,0		1'38.316 21 250,0		1'38.537 16 247,7							
6	64 F. CARICASULO Ducati Panigale V2	ITA	1'38.340 43 256,5		1'38.951 20 256,5		1'38.340 23 250,5							
7	9 J. NAVARRO Yamaha YZF R6	ESP	1'38.433 23 250,0		1'38.817 13 250,0		1'38.433 10 250,0							
8	66 N. TUULI Triumph Street Triple RS 765	FIN	1'38.445 33 257,1		1'39.284 17 257,1		1'38.445 16 254,1							
9	99 A. HUERTAS Kawasaki ZX-6R	ESP	1'38.520 28 254,7		1'39.686 13 254,7		1'38.520 15 252,3							
10	28 G. VAN STRAALEN Yamaha YZF R6	NED	1'38.532 40 252,3		1'38.927 18 250,0		1'38.532 22 252,3							
11	54 B. SOFUOGLU MV Agusta F3 800 RR	TUR	1'38.583 43 257,1		1'39.485 21 257,1		1'38.583 22 252,9							
12	23 M. SCHROETTER MV Agusta F3 800 RR	GER	1'38.587 34 254,7		1'38.587 17 254,7		1'38.695 17 251,7							
13	94 V. DEBISE Yamaha YZF R6	FRA	1'38.630 44 254,1		1'39.456 21 254,1		1'38.630 23 248,8							
14	69 T. BOOTH-AMOS Kawasaki ZX-6R	GBR	1'38.704 35 250,5		1'39.386 16 250,5		1'38.704 19 249,4							
15	24 A. WONGTHANANON Yamaha YZF R6	THA	1'39.610 32 252,9		1'40.443 18 252,9		1'39.610 14 250,5							
16	40 S. CORSI Yamaha YZF R6	ITA	1'39.662 31 247,1		1'39.662 16 243,7		1'39.718 15 247,1							
17	73 M. KOFLER Ducati Panigale V2	AUT	1'39.936 36 255,3		1'41.465 17 255,3		1'39.936 19 247,7							
18	17 J. MCPHEE Kawasaki ZX-6R	GBR	1'39.969 34 255,3		1'40.545 19 255,3		1'39.969 15 250,0							
19	68 L. POWER Kawasaki ZX-6R	AUS	1'40.003 37 251,7		1'41.258 19 251,7		1'40.003 18 247,1							
20	19 A. MANTOVANI Yamaha YZF R6	ITA	1'40.055 41 251,7		1'40.055 21 251,7		1'40.379 20 248,2							
21	29 N. SPINELLI Yamaha YZF R6	ITA	1'40.083 35 247,7		1'41.507 16 245,4		1'40.083 19 247,7							
22	71 T. EDWARDS Yamaha YZF R6	AUS	1'40.103 38 251,7		1'40.306 20 251,7		1'40.103 18 251,7							
23	22 F. FULIGNI Ducati Panigale V2	ITA	1'40.337 33 251,7		1'41.607 14 251,7		1'40.337 19 247,1							
24	51 A. SARMOON Yamaha YZF R6	THA	1'40.401 39 254,7		1'40.401 19 254,7		1'40.464 20 248,8							
25	4 H. TRUELOVE Triumph Street Triple RS 765	GBR	1'40.409 37 254,1		1'40.810 19 254,1		1'40.409 18 252,3							

21/04/2023

These data/results cannot be reproduced, stored and/or transmitted in whole or in part by any manner of electronic, mechanical, photocopying, recording, broadcasting or otherwise now known or herein after developed without the previous express consent by the copyright owner, except for reproduction in daily press and regular printed publications on sale to the public within 60 days of the event related to those data/results and always provided that copyright symbol appears together as follows below.

© DORNA WSBK ORGANIZATION Srl 2023

FIGR PERUGIA TIMING

TT Circuit Assen 4.542 m

Pirelli Dutch Round, 21-23 April 2023
Best Laps & Speeds

2 / 2

No.	Rider	Nat	Best Lap		FP1		FP2							
			LL	SPD	LL	SPD	LL	SPD						
26	95 T. MACKENZIE Honda CBR600RR	GBR	1'40.459 28 243,2		1'41.125 14 243,2		1'40.459 14 241,6							
27	16 Y. OKAYA Kawasaki ZX-6R	JPN	1'41.271 26 252,9		1'42.718 21 252,9		1'41.271 5 250,5							
28	7 A. NORRODIN Honda CBR600RR	MAS	1'41.273 32 243,2		1'42.243 17 243,2		1'41.273 15 241,0							
29	32 O. BAYLISS Ducati Panigale V2	AUS	1'41.650 14 247,7				1'41.650 14 247,7							
30	27 A. DIAZ Yamaha YZF R6	ESP	1'42.576 19 248,2				1'42.576 19 248,2							
31	98 M. ABE Yamaha YZF R6	JPN	1'42.885 41 245,4		1'44.676 19 245,4		1'42.885 22 245,4							

21/04/2023

These data/results cannot be reproduced, stored and/or transmitted in whole or in part by any manner of electronic, mechanical, photocopying, recording, broadcasting or otherwise now known or herein after developed without the previous express consent by the copyright owner, except for reproduction in daily press and regular printed publications on sale to the public within 60 days of the event related to those data/results and always provided that copyright symbol appears together as follows below.

© DORNA WSBK ORGANIZATION Srl 2023

FICR PERUGIA TIMING

