

Pirelli Dutch Round, 21-23 April 2023
Results Warm Up

No.	Rider	Nat	Team	Bike	Class	Time	Gap	Rel.	Laps	Speed	
										Avg	Max
1	61 C. ONCU	TUR	Kawasaki Puccetti Racing	Kawasaki ZX-6R		1'38.060			6	166,747	252,9
2	64 F. CARICASULO	ITA	Althea Racing Team	Ducati Panigale V2		1'38.076	0.016	0.016	6	166,720	248,8
3	62 S. MANZI	ITA	Ten Kate Racing Yamaha	Yamaha YZF R6		1'38.299	0.239	0.223	6	166,341	244,9
4	11 N. BULEGA	ITA	Aruba Racing WorldSSP Team	Ducati Panigale V2		1'38.439	0.379	0.140	6	166,105	247,7
5	66 N. TUULI	FIN	Dynavolt Triumph	Triumph Street Triple RS 765		1'38.860	0.800	0.421	5	165,398	250,6
6	94 V. DEBISE	FRA	GMT94 Yamaha	Yamaha YZF R6		1'39.050	0.990	0.190	7	165,080	243,8
7	9 J. NAVARRO	ESP	Ten Kate Racing Yamaha	Yamaha YZF R6		1'39.116	1.056	0.066	6	164,970	247,1
8	19 A. MANTOVANI	ITA	Evan Bros. WorldSSP Yamaha Team	Yamaha YZF R6		1'39.128	1.068	0.012	6	164,950	250,0
9	23 M. SCHROETTER	GER	MV Agusta Reparto Corse	MV Agusta F3 800 RR		1'39.141	1.081	0.013	5	164,929	246,6
10	69 T. BOOTH-AMOS	GBR	Motozoo ME AIR Racing	Kawasaki ZX-6R	*	1'39.332	1.272	0.191	6	164,612	245,5
11	71 T. EDWARDS	AUS	Yart - Yamaha WorldSSP Team	Yamaha YZF R6	*	1'39.357	1.297	0.025	6	164,570	245,5
12	55 Y. MONTELLA	ITA	Barni Spark Racing Team	Ducati Panigale V2		1'39.433	1.373	0.076	6	164,444	245,5
13	54 B. SOFUOGLU	TUR	MV Agusta Reparto Corse	MV Agusta F3 800 RR		1'39.510	1.450	0.077	6	164,317	251,7
14	24 A. WONGTHANANON	THA	Yamaha Thailand Racing Team	Yamaha YZF R6		1'39.629	1.569	0.119	5	164,121	244,9
15	99 A. HUERTAS	ESP	MTM Kawasaki	Kawasaki ZX-6R		1'39.942	1.882	0.313	5	163,607	248,3
16	29 N. SPINELLI	ITA	VFT Racing WEBIKE Yamaha	Yamaha YZF R6		1'39.943	1.883	0.001	5	163,605	243,8
17	22 F. FULIGNI	ITA	Orelac Racing Verdnatura	Ducati Panigale V2	*	1'39.981	1.921	0.038	6	163,543	242,2
18	28 G. VAN STRAALEN	NED	EAB Racing Team	Yamaha YZF R6		1'40.012	1.952	0.031	6	163,492	243,8
19	68 L. POWER	AUS	Motozoo ME AIR Racing	Kawasaki ZX-6R	*	1'40.476	2.416	0.464	6	162,737	243,2
20	17 J. MCPHEE	GBR	Vince64 by Puccetti Racing	Kawasaki ZX-6R		1'40.498	2.438	0.022	6	162,702	247,1
21	16 Y. OKAYA	JPN	ProDina Kawasaki Racing	Kawasaki ZX-6R	*	1'40.663	2.603	0.165	6	162,435	246,6
22	51 A. SARMOON	THA	Yamaha Thailand Racing Team	Yamaha YZF R6		1'40.842	2.782	0.179	6	162,147	246,0
23	40 S. CORSI	ITA	Altogo Racing Team	Yamaha YZF R6		1'41.005	2.945	0.163	4	161,885	242,7
24	73 M. KOFLER	AUT	D34G Racing	Ducati Panigale V2	*	1'41.190	3.130	0.185	6	161,589	245,5
25	7 A. NORRODIN	MAS	PETRONAS MIE HONDA Team	Honda CBR600RR		1'41.270	3.210	0.080	6	161,461	241,1
----- Out 105% in this Session -----											
26	3 R. DE ROSA	ITA	Orelac Racing Verdnatura	Ducati Panigale V2		1'43.697	5.637	2.427	4	157,682	242,7
27	95 T. MACKENZIE	GBR	PETRONAS MIE HONDA Team	Honda CBR600RR		1'52.488	14.428	8.791	3	145,360	242,2
28	4 H. TRUELOVE	GBR	Dynavolt Triumph	Triumph Street Triple RS 765					2		248,3

Qualifying Lap Time (105% of 1'38.060): 1'42.963

* WorldSSP Challenge

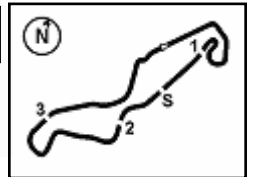
AIR	Humidity:	87%	Temp:	11°C
TRACK	Condition:	Dry	Temp:	14°C

Records	Pole	(SP)	2023 N.Bulega	1'36.900	168,740	Km/h
	Race	(RC1)	2021 D.Aegerter	1'37.688	167,380	Km/h
	All Times	(SP)	2023 N.Bulega	1'36.900	168,740	Km/h

Start 09:25 End 09:41 The results are provisional until the end of the time limit for protests and appeals and the completion of the technical checks.

These data/results cannot be reproduced, stored and/or transmitted in whole or in part by any manner of electronic, mechanical, photocopying, recording, broadcasting or otherwise now known or herein after developed without the previous express consent by the copyright owner, except for reproduction in daily press and regular printed publications on sale to the public within 60 days of the event related to those data/results and always provided that copyright symbol appears together as follows below.

© DORNA WSBK ORGANIZATION Srl 2023



Pirelli Dutch Round, 21-23 April 2023
Results Warm Up

Session Highlights

Local Time	No. Rider	Description
09.22.39		Wet Patches in Sector 2 & 3
09.25.00		Start
09.25.06		WorldSSP Pit Intervention Time: 1min 16secs
09.31.02	62 S. MANZI	Lap Cancelled [1'38.998] - Exceeded Track Limits - Turn 8
09.32.42	99 A. HUERTAS	Lap Cancelled [1'39.878] - Exceeded Track Limits - Turn 18
09.33.21	64 F. CARICASULO	Lap Cancelled [1'47.068] - Exceeded Track Limits - Turn 1
09.34.41	24 A. WONGTHANANON	Lap Cancelled [1'39.644] - Exceeded Track Limits - Turn 17
09.35.16	28 G. VAN STRAALEN	Lap Cancelled [1'39.568] - Exceeded Track Limits - Turn 18
09.36.28		RED FLAG
09.37.04	22 F. FULIGNI	Lap Cancelled [1'40.092] - Exceeded Track Limits - Turn 18
09.37.30		SESSION ENDED
09.41.02		End Of Session

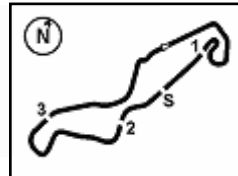
Fastest Laps Sequence

No.	Rider	Nat	Team	Bike	Local Time	Time	Gap	Avg
94	V. DEBISE	FRA	GMT94 Yamaha	Yamaha YZF R6	09:28'24.298	1'40.318		162,994
61	C. ONCU	TUR	Kawasaki Puccetti Racing	Kawasaki ZX-6R	09:28'28.019	1'39.194	-1.124	164,841
61	C. ONCU	TUR	Kawasaki Puccetti Racing	Kawasaki ZX-6R	09:30'06.378	1'38.359	-0.835	166,240
61	C. ONCU	TUR	Kawasaki Puccetti Racing	Kawasaki ZX-6R	09:33'23.749	1'38.144	-0.215	166,604
61	C. ONCU	TUR	Kawasaki Puccetti Racing	Kawasaki ZX-6R	09:35'01.809	1'38.060	-0.084	166,747

Start 09:25 End 09:41 The results are provisional until the end of the time limit for protests and appeals and the completion of the technical checks.

These data/results cannot be reproduced, stored and/or transmitted in whole or in part by any manner of electronic, mechanical, photocopying, recording, broadcasting or otherwise now known or herein after developed without the previous express consent by the copyright owner, except for reproduction in daily press and regular printed publications on sale to the public within 60 days of the event related to those data/results and always provided that copyright symbol appears together as follows below.

© DORNA WSBK ORGANIZATION Srl 2023



TT Circuit Assen 4.542 m

Pirelli Dutch Round, 21-23 April 2023

Starting Grid - Race 2 (18 Laps x 4,542 km = 81,756 km)

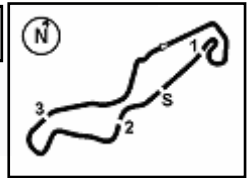
1	1	11 BULEGA N. Ducati 1'36.900	2	64 CARICASULO F. Ducati 1'37.103	3	28 VAN STRAALEN G. Yamaha 1'37.588
2	4	94 DEBISE V. Yamaha 1'37.593	5	61 ONCU C. Kawasaki 1'37.634	6	3 DE ROSA R. Ducati 1'37.703
3	7	55 MONTELLA Y. Ducati 1'37.789	8	62 MANZI S. Yamaha 1'37.876	9	23 SCHROETTER M. MV Agusta 1'37.878
4	10	9 NAVARRO J. Yamaha 1'38.185	11	54 SOFUOGLU B. MV Agusta 1'38.243	12	66 TUULI N. Triumph 1'38.349
5	13	29 SPINELLI N. Yamaha 1'38.864	14	24 WONGTHANANON A. Yamaha 1'38.999	15	19 MANTOVANI A. Yamaha 1'39.076
6	16	69 BOOTH-AMOS T. Kawasaki 1'39.165	17	22 FULIGNI F. Ducati 1'39.528	18	51 SARMOON A. Yamaha 1'39.627
7	19	95 MACKENZIE T. Honda 1'39.715	20	73 KOFLER M. Ducati 1'39.727	21	71 EDWARDS T. Yamaha 1'39.728
8	22	40 CORSI S. Yamaha 1'39.746	23	17 MCPHEE J. Kawasaki 1'39.802	24	68 POWER L. Kawasaki 1'39.981
9	25	4 TRUELOVE H. Triumph 1'40.353	26	7 NORRODIN A. Honda 1'40.465	27	16 OKAYA Y. Kawasaki 1'40.993
10	28	99 HUERTAS A. Kawasaki 1'38.520				

N.29 [Spinelli N.] has been penalized with a 1xLLP for Irresponsible Riding

* = Penalized

23/04/2023 The Race Director

These data/results cannot be reproduced, stored and/or transmitted in whole or in part by any manner of electronic, mechanical, photocopying, recording, broadcasting or otherwise now known or herein after developed without the previous express consent by the copyright owner, except for reproduction in daily press and regular printed publications on sale to the public within 60 days of the event related to those data/results and always provided that copyright symbol appears together as follows below. © DORNA WSBK ORGANIZATION Srl 2023



Pirelli Dutch Round, 21-23 April 2023
Best Sectors & Speed Warm Up

TT Circuit Assen 4.542 m

BEST LAP		
1	61 C. ONCU	Kawasaki ZX-6R 1'38.060
2	64 F. CARICASULO	Ducati Panigale V2 1'38.076
3	62 S. MANZI	Yamaha YZF R6 1'38.299
4	11 N. BULEGA	Ducati Panigale V2 1'38.439
5	66 N. TUULI	Triumph Street Triple RS 765 1'38.860
6	94 V. DEBISE	Yamaha YZF R6 1'39.050
7	9 J. NAVARRO	Yamaha YZF R6 1'39.116
8	19 A. MANTOVANI	Yamaha YZF R6 1'39.128
9	23 M. SCHROETTER	MV Agusta F3 800 RR 1'39.141
10	69 T. BOOTH-AMOS	Kawasaki ZX-6R 1'39.332
11	71 T. EDWARDS	Yamaha YZF R6 1'39.357
12	55 Y. MONTELLA	Ducati Panigale V2 1'39.433
13	54 B. SOFUOGLU	MV Agusta F3 800 RR 1'39.510
14	24 A. WONGTHANANON	Yamaha YZF R6 1'39.629
15	99 A. HUERTAS	Kawasaki ZX-6R 1'39.942
16	29 N. SPINELLI	Yamaha YZF R6 1'39.943
17	22 F. FULIGNI	Ducati Panigale V2 1'39.981
18	28 G. VAN STRAALEN	Yamaha YZF R6 1'40.012
19	68 L. POWER	Kawasaki ZX-6R 1'40.476
20	17 J. MCPHEE	Kawasaki ZX-6R 1'40.498
21	16 Y. OKAYA	Kawasaki ZX-6R 1'40.663
22	51 A. SARMOON	Yamaha YZF R6 1'40.842
23	40 S. CORSI	Yamaha YZF R6 1'41.005
24	73 M. KOFLER	Ducati Panigale V2 1'41.190
25	7 A. NORRODIN	Honda CBR600RR 1'41.270
26	3 R. DE ROSA	Ducati Panigale V2 1'43.697
27	95 T. MACKENZIE	Honda CBR600RR 1'52.488
28	4 H. TRUELOVE	Triumph Street Triple RS 765

SPEED		
1	61 C. ONCU	Kawasaki ZX-6R 252,9
2	54 B. SOFUOGLU	MV Agusta F3 800 RR 251,7
3	66 N. TUULI	Triumph Street Triple RS 765 250,6
4	19 A. MANTOVANI	Yamaha YZF R6 250,0
5	64 F. CARICASULO	Ducati Panigale V2 248,8
6	4 H. TRUELOVE	Triumph Street Triple RS 765 248,3
7	99 A. HUERTAS	Kawasaki ZX-6R 248,3
8	11 N. BULEGA	Ducati Panigale V2 247,7
9	17 J. MCPHEE	Kawasaki ZX-6R 247,1
10	9 J. NAVARRO	Yamaha YZF R6 247,1
11	16 Y. OKAYA	Kawasaki ZX-6R 246,6
12	23 M. SCHROETTER	MV Agusta F3 800 RR 246,6
13	51 A. SARMOON	Yamaha YZF R6 246,0
14	73 M. KOFLER	Ducati Panigale V2 245,5
15	71 T. EDWARDS	Yamaha YZF R6 245,5
16	55 Y. MONTELLA	Ducati Panigale V2 245,5
17	69 T. BOOTH-AMOS	Kawasaki ZX-6R 245,5
18	24 A. WONGTHANANON	Yamaha YZF R6 244,9
19	62 S. MANZI	Yamaha YZF R6 244,9
20	29 N. SPINELLI	Yamaha YZF R6 243,8
21	28 G. VAN STRAALEN	Yamaha YZF R6 243,8
22	94 V. DEBISE	Yamaha YZF R6 243,8
23	68 L. POWER	Kawasaki ZX-6R 243,2
24	3 R. DE ROSA	Ducati Panigale V2 242,7
25	40 S. CORSI	Yamaha YZF R6 242,7
26	95 T. MACKENZIE	Honda CBR600RR 242,2
27	22 F. FULIGNI	Ducati Panigale V2 242,2
28	7 A. NORRODIN	Honda CBR600RR 241,1

SEG. 1		
1	61 C. ONCU	32.122
2	62 S. MANZI	32.127
3	64 F. CARICASULO	32.146
4	94 V. DEBISE	32.198
5	66 N. TUULI	32.277
6	9 J. NAVARRO	32.294
7	19 A. MANTOVANI	32.333
8	23 M. SCHROETTER	32.341
9	11 N. BULEGA	32.348
10	69 T. BOOTH-AMOS	32.464
11	24 A. WONGTHANANON	32.479
12	51 A. SARMOON	32.554
13	54 B. SOFUOGLU	32.559
14	71 T. EDWARDS	32.575
15	55 Y. MONTELLA	32.610
16	28 G. VAN STRAALEN	32.621
17	22 F. FULIGNI	32.696
18	29 N. SPINELLI	32.749
19	3 R. DE ROSA	32.764
20	17 J. MCPHEE	32.828
21	99 A. HUERTAS	32.844
22	16 Y. OKAYA	32.882
23	68 L. POWER	32.914
24	40 S. CORSI	33.007
25	7 A. NORRODIN	33.095
26	73 M. KOFLER	33.181
27	95 T. MACKENZIE	33.401
28	4 H. TRUELOVE	33.648

SEG. 2		
1	64 F. CARICASULO	15.025
2	11 N. BULEGA	15.145
3	62 S. MANZI	15.161
4	61 C. ONCU	15.180
5	99 A. HUERTAS	15.190
6	66 N. TUULI	15.205
7	55 Y. MONTELLA	15.248
8	23 M. SCHROETTER	15.254
9	54 B. SOFUOGLU	15.260
10	17 J. MCPHEE	15.321
11	69 T. BOOTH-AMOS	15.325
12	19 A. MANTOVANI	15.326
13	29 N. SPINELLI	15.331
14	28 G. VAN STRAALEN	15.368
15	71 T. EDWARDS	15.376
16	94 V. DEBISE	15.435
17	22 F. FULIGNI	15.460
18	9 J. NAVARRO	15.477
19	68 L. POWER	15.551
20	3 R. DE ROSA	15.554
21	16 Y. OKAYA	15.564
22	73 M. KOFLER	15.627
23	7 A. NORRODIN	15.639
24	24 A. WONGTHANANON	15.659
25	4 H. TRUELOVE	15.679
26	40 S. CORSI	15.716
27	51 A. SARMOON	15.767
28	95 T. MACKENZIE	15.814

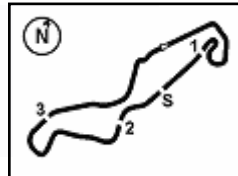
SEG. 3		
1	61 C. ONCU	28.122
2	11 N. BULEGA	28.233
3	64 F. CARICASULO	28.244
4	23 M. SCHROETTER	28.339
5	66 N. TUULI	28.401
6	62 S. MANZI	28.407
7	9 J. NAVARRO	28.417
8	94 V. DEBISE	28.453
9	24 A. WONGTHANANON	28.463
10	69 T. BOOTH-AMOS	28.484
11	19 A. MANTOVANI	28.502
12	71 T. EDWARDS	28.509
13	28 G. VAN STRAALEN	28.551
14	17 J. MCPHEE	28.614
15	55 Y. MONTELLA	28.655
16	22 F. FULIGNI	28.671
17	54 B. SOFUOGLU	28.694
18	7 A. NORRODIN	28.736
19	51 A. SARMOON	28.746
20	3 R. DE ROSA	28.747
21	68 L. POWER	28.782
22	16 Y. OKAYA	28.790
23	29 N. SPINELLI	28.803
24	99 A. HUERTAS	28.808
25	40 S. CORSI	28.832
26	73 M. KOFLER	28.969
27	95 T. MACKENZIE	29.101
28	4 H. TRUELOVE	29.172

SEG. 4		
1	61 C. ONCU	22.480
2	62 S. MANZI	22.562
3	64 F. CARICASULO	22.611
4	66 N. TUULI	22.616
5	11 N. BULEGA	22.692
6	55 Y. MONTELLA	22.760
7	9 J. NAVARRO	22.786
8	23 M. SCHROETTER	22.809
9	54 B. SOFUOGLU	22.833
10	28 G. VAN STRAALEN	22.846
11	99 A. HUERTAS	22.876
12	19 A. MANTOVANI	22.884
13	71 T. EDWARDS	22.897
14	69 T. BOOTH-AMOS	22.901
15	24 A. WONGTHANANON	22.913
16	94 V. DEBISE	22.942
17	29 N. SPINELLI	23.000
18	68 L. POWER	23.086
19	22 F. FULIGNI	23.088
20	16 Y. OKAYA	23.106
21	51 A. SARMOON	23.130
22	17 J. MCPHEE	23.207
23	73 M. KOFLER	23.254
24	3 R. DE ROSA	23.255
25	40 S. CORSI	23.321
26	7 A. NORRODIN	23.386
27	95 T. MACKENZIE	23.912
28	4 H. TRUELOVE	24.116

23/04/2023

These data/results cannot be reproduced, stored and/or transmitted in whole or in part by any manner of electronic, mechanical, photocopying, recording, broadcasting or otherwise now known or herein after developed without the previous express consent by the copyright owner, except for reproduction in daily press and regular printed publications on sale to the public within 60 days of the event related to those data/results and always provided that copyright symbol appears together as follows below.

© DORNA WSBK ORGANIZATION Srl 2023


Pirelli Dutch Round, 21-23 April 2023
Ideal Times Warm Up

TT Circuit Assen 4.542 m

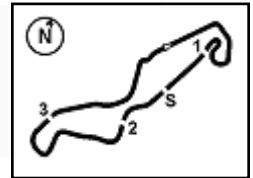
No. Rider	Nat	Bike	Seg. 1 Diff. 1	Seg. 2 Diff. 2	Seg. 3 Diff. 3	Seg. 4 Diff. 4	Ideal Time Best Lap	Pos.	Diff.
1 61 C. ONCU	TUR	Kawasaki ZX-6R	32.122 +0.156	15.180	28.122	22.480	1'37.904 1'38.060	1	0.156
2 64 F. CARICASULO	ITA	Ducati Panigale V2	32.146	15.025	28.244 +0.004	22.611 +0.046	1'38.026 1'38.076	2	0.050
3 62 S. MANZI	ITA	Yamaha YZF R6	32.127 +0.027	15.161	28.407 +0.015	22.562	1'38.257 1'38.299	3	0.042
4 11 N. BULEGA	ITA	Ducati Panigale V2	32.348	15.145	28.233	22.692 +0.021	1'38.418 1'38.439	4	0.021
5 66 N. TUULI	FIN	Triumph Street Triple RS 765	32.277 +0.136	15.205 +0.012	28.401	22.616 +0.213	1'38.499 1'38.860	5	0.361
6 23 M. SCHROETTER	GER	MV Agusta F3 800 RR	32.341 +0.088	15.254	28.339 +0.296	22.809 +0.014	1'38.743 1'39.141	9	0.398
7 9 J. NAVARRO	ESP	Yamaha YZF R6	32.294 +0.054	15.477	28.417	22.786 +0.088	1'38.974 1'39.116	7	0.142
8 94 V. DEBISE	FRA	Yamaha YZF R6	32.198	15.435	28.453	22.942 +0.022	1'39.028 1'39.050	6	0.022
9 19 A. MANTOVANI	ITA	Yamaha YZF R6	32.333	15.326 +0.046	28.502 +0.037	22.884	1'39.045 1'39.128	8	0.083
10 69 T. BOOTH-AMOS	GBR	Kawasaki ZX-6R	32.464 +0.158	15.325	28.484	22.901	1'39.174 1'39.332	10	0.158
11 55 Y. MONTELLA	ITA	Ducati Panigale V2	32.610 +0.004	15.248	28.655 +0.113	22.760 +0.043	1'39.273 1'39.433	12	0.160
12 54 B. SOFUOGLU	TUR	MV Agusta F3 800 RR	32.559 +0.048	15.260 +0.116	28.694	22.833	1'39.346 1'39.510	13	0.164
13 71 T. EDWARDS	AUS	Yamaha YZF R6	32.575	15.376	28.509	22.897	1'39.357 1'39.357	11	
14 28 G. VAN STRAALEN	NED	Yamaha YZF R6	32.621 +0.233	15.368 +0.164	28.551 +0.214	22.846 +0.015	1'39.386 1'40.012	18	0.626
15 24 A. WONGTHANANON	THA	Yamaha YZF R6	32.479	15.659 +0.035	28.463 +0.080	22.913	1'39.514 1'39.629	14	0.115
16 99 A. HUERTAS	ESP	Kawasaki ZX-6R	32.844 +0.075	15.190 +0.149	28.808	22.876	1'39.718 1'39.942	15	0.224
17 29 N. SPINELLI	ITA	Yamaha YZF R6	32.749	15.331	28.803 +0.060	23.000	1'39.883 1'39.943	16	0.060
18 22 F. FULIGNI	ITA	Ducati Panigale V2	32.696 +0.066	15.460	28.671	23.088	1'39.915 1'39.981	17	0.066
19 17 J. MCPHEE	GBR	Kawasaki ZX-6R	32.828	15.321	28.614 +0.116	23.207 +0.412	1'39.970 1'40.498	20	0.528
20 51 A. SARMOON	THA	Yamaha YZF R6	32.554 +0.188	15.767 +0.268	28.746 +0.089	23.130 +0.100	1'40.197 1'40.842	22	0.645
21 3 R. DE ROSA	ITA	Ducati Panigale V2	32.764 +1.893	15.554 +0.364	28.747 +0.830	23.255 +0.290	1'40.320 1'43.697	26	3.377
22 68 L. POWER	AUS	Kawasaki ZX-6R	32.914 +0.143	15.551	28.782	23.086	1'40.333 1'40.476	19	0.143
23 16 Y. OKAYA	JPN	Kawasaki ZX-6R	32.882 +0.052	15.564	28.790 +0.126	23.106 +0.143	1'40.342 1'40.663	21	0.321
24 7 A. NORRODIN	MAS	Honda CBR600RR	33.095 +0.268	15.639	28.736	23.386 +0.146	1'40.856 1'41.270	25	0.414
25 40 S. CORSI	ITA	Yamaha YZF R6	33.007	15.716	28.832	23.321 +0.129	1'40.876 1'41.005	23	0.129
26 73 M. KOFLER	AUT	Ducati Panigale V2	33.181	15.627 +0.038	28.969 +0.018	23.254 +0.103	1'41.031 1'41.190	24	0.159
27 95 T. MACKENZIE	GBR	Honda CBR600RR	33.401	15.814	29.101 +10.260	23.912	1'42.228 1'52.488	27	10.260
4 H. TRUELOVE	GBR	Triumph Street Triple RS 765							
Overall Ideal Time			32.122	15.025	28.122	22.480	1'37.749		

23/04/2023

These data/results cannot be reproduced, stored and/or transmitted in whole or in part by any manner of electronic, mechanical, photocopying, recording, broadcasting or otherwise now known or herein after developed without the previous express consent by the copyright owner, except for reproduction in daily press and regular printed publications on sale to the public within 60 days of the event related to those data/results and always provided that copyright symbol appears together as follows below.

© DORNA WSBK ORGANIZATION Srl 2023

FIGR PERUGIA TIMING

Pirelli Dutch Round, 21-23 April 2023
Chronological Analysis Warm Up

1° 61 C. ONCU [1'38.060]								7° 9 J. NAVARRO [1'39.116]							
Lap	Seg1	Seg2	Seg3	Seg4	Lap Time	km/h	Local Time	Lap	Seg1	Seg2	Seg3	Seg4	Lap Time	km/h	Local Time
1		15.926	28.653	23.064		245,5	9:26'48.825	1		16.475	29.477	25.190		244,3	9:27'18.909
2	32.505	15.600	28.489	22.600	1'39.194	252,9	9:28'28.019	2	32.853	15.766	28.601	27.085	1'44.305	244,9	9:29'03.214
3	32.314	15.310	28.179	22.556	1'38.359	246,6	9:30'06.378	3	32.483	15.623	28.453	22.951	1'39.510	246,0	9:30'42.724
4	32.363	15.488	28.743	22.633	1'39.227	245,5	9:31'45.605	4	32.348	15.477	28.417	22.874	1'39.116	245,5	9:32'21.840
5	32.122	15.247	28.221	22.554	1'38.144	246,0	9:33'23.749	5	32.343	15.654	28.571	22.786	1'39.354	247,1	9:34'01.194
6	32.278	15.180	28.122	22.480	1'38.060	246,6	9:35'01.809	6	33.773	17.761	28.545	26.305	1'46.384	197,4	9:35'47.578
7	32.160	15.627	31.471	33.843	1'53.101CP	238,4	9:36'54.910	7	32.294	16.798	32.728	35.284	1'57.104CP	244,9	9:37'44.682

2° 64 F. CARICASULO [1'38.076]								8° 19 A. MANTOVANI [1'39.128]							
Lap	Seg1	Seg2	Seg3	Seg4	Lap Time	km/h	Local Time	Lap	Seg1	Seg2	Seg3	Seg4	Lap Time	km/h	Local Time
1		16.465	29.411	23.962		244,9	9:27'21.903	1		16.159	29.335	23.488		242,2	9:27'16.496
2	32.948	15.508	28.532	22.933	1'39.921	248,8	9:29'01.824	2	33.112	15.514	28.522	22.970	1'40.118	244,3	9:28'56.614
3	32.465	15.242	28.244	22.656	1'38.607	248,3	9:30'40.431	3	32.729	15.370	28.502	22.916	1'39.517	247,1	9:30'36.131
4	40.080	15.575	28.560	22.853	1'47.068C	246,0	9:32'27.499	4	32.859	15.326	28.511	23.073	1'39.769	250,0	9:32'15.900
5	34.842	15.127	28.448	22.611	1'41.028	248,8	9:34'08.527	5	32.550	15.404	28.668	22.904	1'39.526	245,5	9:33'55.426
6	32.146	15.025	28.248	22.657	1'38.076	248,3	9:35'46.603	6	32.333	15.372	28.539	22.884	1'39.128	243,2	9:35'34.554
7	32.297	17.340	35.120	39.158	2'03.915CP	248,3	9:37'50.518	7	32.588	15.468	30.776	36.967	1'55.799CP	242,7	9:37'30.353

3° 62 S. MANZI [1'38.299]								9° 23 M. SCHROETTER [1'39.141]							
Lap	Seg1	Seg2	Seg3	Seg4	Lap Time	km/h	Local Time	Lap	Seg1	Seg2	Seg3	Seg4	Lap Time	km/h	Local Time
1		16.139	29.123	23.025		241,1	9:27'37.785	1		16.194	29.535	23.601		241,1	9:28'35.969
2	32.619	15.494	28.698	22.849	1'39.660	244,3	9:29'17.445	2	32.832	15.465	28.495	22.993	1'39.785	245,5	9:30'15.754
3	32.373	15.482	28.462	22.681	1'38.998C	243,8	9:30'56.443	3	32.649	15.270	28.560	22.882	1'39.361	246,6	9:31'55.115
4	32.148	15.320	28.407	22.586	1'38.461	244,3	9:32'34.904	4	32.515	15.519	28.339	22.809	1'39.182	246,0	9:33'34.297
5	32.759	15.292	28.461	22.568	1'39.080	244,9	9:34'13.984	5	32.429	15.254	28.635	22.823	1'39.141	246,6	9:35'13.438
6	32.154	15.161	28.422	22.562	1'38.299	244,9	9:35'52.283	6	32.341	15.410	28.432	34.325	1'50.508CP	244,3	9:37'03.946
7	32.127	17.328	31.765	37.493	1'58.713CP	244,3	9:37'50.996								

4° 11 N. BULEGA [1'38.439]								10° 69 T. BOOTH-AMOS [1'39.332]							
Lap	Seg1	Seg2	Seg3	Seg4	Lap Time	km/h	Local Time	Lap	Seg1	Seg2	Seg3	Seg4	Lap Time	km/h	Local Time
1		16.118	29.157	23.251		244,3	9:27'52.254	1		16.979	31.861	24.557		232,8	9:27'02.520
2	32.605	15.382	28.594	22.723	1'39.304	246,6	9:29'31.558	2	32.809	15.794	28.560	23.632	1'40.795	244,3	9:28'43.315
3	32.585	15.233	28.442	22.748	1'39.008	247,7	9:31'10.566	3	32.976	15.588	28.630	22.983	1'40.177	244,3	9:30'23.492
4	32.486	15.199	28.305	22.692	1'38.682	246,0	9:32'49.248	4	32.739	15.437	28.520	22.972	1'39.668	245,5	9:32'03.160
5	32.348	15.145	28.233	22.713	1'38.439	246,6	9:34'27.687	5	33.075	15.419	28.538	23.122	1'40.154	243,8	9:33'43.314
6	32.456	17.709	29.016	22.786	1'41.967	203,4	9:36'09.654	6	32.622	15.325	28.484	22.901	1'39.332	243,8	9:35'22.646
7	34.231	22.530	31.212	34.598	2'02.571CP	120,1	9:38'12.225	7	32.464	15.398	31.436	40.489	1'59.787CP	243,8	9:37'22.433

5° 66 N. TUULI [1'38.860]								11° 71 T. EDWARDS [1'39.357]							
Lap	Seg1	Seg2	Seg3	Seg4	Lap Time	km/h	Local Time	Lap	Seg1	Seg2	Seg3	Seg4	Lap Time	km/h	Local Time
1		16.410	30.258	32.528		246,6	9:27'33.607	1		16.970	29.863	24.478		234,8	9:26'47.663
2	1'53.931	15.626	28.866	23.112	3'01.535P	248,3	9:30'35.142	2	33.169	16.046	28.873	23.078	1'41.166	239,5	9:28'28.829
3	33.162	15.628	28.594	22.966	1'40.350	241,6	9:32'15.492	3	32.958	15.775	28.717	23.329	1'40.779	241,1	9:30'09.608
4	32.352	15.298	28.623	22.616	1'38.889	250,0	9:33'54.381	4	32.898	15.781	28.825	23.261	1'40.765	240,0	9:31'50.373
5	32.413	15.217	28.401	22.829	1'38.860	250,6	9:35'33.241	5	37.812	15.612	28.533	23.007	1'44.964	244,3	9:33'35.337
6	32.277	15.205	29.263	33.132	1'49.877CP	247,1	9:37'23.118	6	32.575	15.376	28.509	22.897	1'39.357	245,5	9:35'14.694
7								7	33.030	16.752	29.132	34.819	1'53.733CP	230,3	9:37'08.427

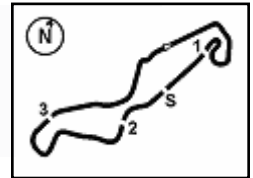
6° 94 V. DEBISE [1'39.050]								12° 55 Y. MONTELLA [1'39.433]							
Lap	Seg1	Seg2	Seg3	Seg4	Lap Time	km/h	Local Time	Lap	Seg1	Seg2	Seg3	Seg4	Lap Time	km/h	Local Time
1		16.228	29.034	23.583		239,5	9:26'43.980	1		16.374	29.626	23.662		241,1	9:27'24.293
2	32.828	15.779	28.613	23.098	1'40.318	242,7	9:28'24.298	2	33.138	15.427	28.655	22.854	1'40.074	244,3	9:29'04.367
3	32.399	15.539	28.580	23.115	1'39.633	242,7	9:30'03.931	3	34.854	15.326	28.786	22.839	1'41.805	243,8	9:30'46.172
4	32.368	15.562	28.534	22.990	1'39.454	243,2	9:31'43.385	4	32.614	15.248	28.768	22.803	1'39.433	244,9	9:32'25.605
5	32.198	15.435	28.453	22.964	1'39.050	243,2	9:33'22.435	5	33.509	15.427	32.130	22.760	1'43.826	244,3	9:34'09.431
6	32.291	15.452	28.476	22.942	1'39.161	243,2	9:35'01.596	6	32.610	15.276	28.919	22.892	1'39.697	245,5	9:35'49.128
7	32.219	15.512	29.842	24.409	1'41.982C	243,8	9:36'43.578	7	33.109	16.947	33.093	37.320	2'00.469CP	240,0	9:37'49.597
8	36.518	20.366	30.679	33.133	2'00.696CP	211,8	9:38'44.274								

13° 54 B. SOFUOGLU [1'39.510]							
Lap	Seg1	Seg2	Seg3	Seg4	Lap Time	km/h	Local Time
1							

23/04/2023 P = Pits In/Out - C = Lap Time Cancelled

These data/results cannot be reproduced, stored and/or transmitted in whole or in part by any manner of electronic, mechanical, photocopying, recording, broadcasting or otherwise now known or herein after developed without the previous express consent by the copyright owner, except for reproduction in daily press and regular printed publications on sale to the public within 60 days of the event related to those data/results and always provided that copyright symbol appears together as follows below.

© DORNA WSBK ORGANIZATION Srl 2023



Pirelli Dutch Round, 21-23 April 2023
Chronological Analysis Warm Up

1		16.099	29.552	23.569	243,2	9:27'16.029	5	32.914	15.561	28.935	23.124	1'40.534	241,1	9:33'53.570	
2	32.671	15.510	28.882	23.140	1'40.203	246,6	9:28'56.232	6	33.057	15.551	28.782	23.086	1'40.476	242,7	9:35'34.046
3	32.607	15.376	28.694	22.833	1'39.510	249,4	9:30'35.742	7	37.622	16.213	33.677	34.509	2'02.021CP	233,3	9:37'36.067
4	32.666	15.260	28.755	25.400	1'42.081	251,7	9:32'17.823								
5	33.651	15.594	28.956	23.390	1'41.591	247,7	9:33'59.414								
6	32.559	15.320	30.160	26.811	1'44.850	247,7	9:35'44.264								
7	32.625	15.280	30.497	37.768	1'56.170CP	245,5	9:37'40.434								

14° 24 A. WONGTHANANON [1'39.629]							
Lap	Seg1	Seg2	Seg3	Seg4	Lap Time	km/h	Local Time
1		16.779	31.054	25.566	242,7	9:27'04.220	
2	32.815	15.825	28.855	23.095	1'40.590	243,8	9:28'44.810
3	32.496	15.761	28.630	23.080	1'39.967	243,8	9:30'24.777
4	32.479	15.694	28.543	22.913	1'39.629	244,9	9:32'04.406
5	32.539	15.659	28.463	22.983	1'39.644C	244,3	9:33'44.050
6	35.763	15.923	29.409	35.077	1'56.172P	243,8	9:35'40.222

15° 99 A. HUERTAS [1'39.942]							
Lap	Seg1	Seg2	Seg3	Seg4	Lap Time	km/h	Local Time
1		16.000	29.174	23.176	243,2	9:27'13.876	
2	32.844	15.362	28.906	22.887	1'39.999	246,6	9:28'53.875
3	32.919	15.339	28.808	22.876	1'39.942	247,1	9:30'33.817
4	32.903	15.242	28.889	22.844	1'39.878C	248,3	9:32'13.695
5	32.971	15.190	29.000	26.211	1'43.372	247,7	9:33'57.067
6	32.872	15.433	32.948	35.651	1'56.904P	247,7	9:35'53.971

16° 29 N. SPINELLI [1'39.943]							
Lap	Seg1	Seg2	Seg3	Seg4	Lap Time	km/h	Local Time
1		17.332	30.473	24.514	221,8	9:28'08.885	
2	33.963	15.530	28.803	23.008	1'41.304	242,2	9:29'50.189
3	32.749	15.331	28.863	23.000	1'39.943	243,8	9:31'30.132
4	32.760	15.379	28.844	23.032	1'40.015	241,6	9:33'10.147
5	32.951	15.425	29.824	23.264	1'41.464	242,2	9:34'51.611
6	33.498	16.036	29.529	35.225	1'54.288CP	238,4	9:36'45.899

17° 22 F. FULIGNI [1'39.981]							
Lap	Seg1	Seg2	Seg3	Seg4	Lap Time	km/h	Local Time
1		16.571	29.853	24.063	238,9	9:28'05.883	
2	33.467	15.722	28.989	23.407	1'41.585	241,6	9:29'47.468
3	32.942	15.656	28.737	23.238	1'40.573	241,6	9:31'28.041
4	36.772	15.591	28.683	23.215	1'44.261	241,1	9:33'12.302
5	32.762	15.460	28.671	23.088	1'39.981	242,2	9:34'52.283
6	32.696	15.484	28.726	23.186	1'40.092C	240,5	9:36'32.375
7	35.761	18.140	32.797	40.258	2'06.956CP	204,9	9:38'39.331

18° 28 G. VAN STRAALLEN [1'40.012]							
Lap	Seg1	Seg2	Seg3	Seg4	Lap Time	km/h	Local Time
1		16.829	29.892	23.828	237,9	9:27'49.542	
2	33.040	15.769	28.755	23.109	1'40.673	242,2	9:29'30.215
3	32.854	15.532	28.765	22.861	1'40.012	243,2	9:31'10.227
4	36.083	15.421	28.652	22.846	1'43.002	242,7	9:32'53.229
5	32.621	15.368	28.551	23.028	1'39.568C	243,8	9:34'32.797
6	32.969	18.278	29.186	23.023	1'43.456	196,4	9:36'16.253
7	34.988	18.006	29.487	33.287	1'55.768CP	207,7	9:38'12.021

19° 68 L. POWER [1'40.476]							
Lap	Seg1	Seg2	Seg3	Seg4	Lap Time	km/h	Local Time
1		16.297	29.569	23.713	243,2	9:27'07.968	
2	33.314	15.772	29.607	23.388	1'42.081	242,2	9:28'50.049
3	33.059	15.615	29.277	23.502	1'41.453	242,2	9:30'31.502
4	33.035	15.597	29.328	23.574	1'41.534	242,2	9:32'13.036

20° 17 J. MCPHEE [1'40.498]							
Lap	Seg1	Seg2	Seg3	Seg4	Lap Time	km/h	Local Time
1		16.340	29.493	24.517	239,5	9:27'08.412	
2	33.754	15.640	29.856	24.261	1'43.511	244,9	9:28'51.923
3	33.253	15.560	28.743	23.207	1'40.763	244,3	9:30'32.686
4	33.033	15.553	28.891	23.419	1'40.896	247,1	9:32'13.582
5	33.399	15.359	28.614	29.894	1'47.266	246,0	9:34'00.848
6	32.828	15.321	28.730	23.619	1'40.498	245,5	9:35'41.346
7	34.422	21.553	34.264	38.540	2'08.779CP	127,1	9:37'50.125

21° 16 Y. OKAYA [1'40.663]							
Lap	Seg1	Seg2	Seg3	Seg4	Lap Time	km/h	Local Time
1		16.500	29.491	24.106	240,5	9:26'47.915	
2	33.313	15.897	29.055	23.106	1'41.371	246,6	9:28'29.286
3	33.467	15.676	28.790	23.465	1'41.398	243,2	9:30'10.684
4	32.934	15.564	28.916	23.249	1'40.663	244,3	9:31'51.347
5	33.038	15.571	29.048	23.168	1'40.825	241,6	9:33'32.172
6	32.882	15.716	29.974	23.326	1'41.898	241,6	9:35'14.070
7	32.889	15.571	28.914	37.840	1'55.214CP	243,2	9:37'09.284

22° 51 A. SARMOON [1'40.842]							
Lap	Seg1	Seg2	Seg3	Seg4	Lap Time	km/h	Local Time
1		16.962	30.135	27.807	237,9	9:27'05.193	
2	32.742	16.035	28.835	23.230	1'40.842	242,7	9:28'46.035
3	41.841	15.778	28.746	23.436	1'49.801	244,9	9:30'35.836
4	32.921	15.977	28.753	23.226	1'40.877	246,0	9:32'16.713
5	35.243	16.116	28.954	23.130	1'43.443	238,4	9:34'00.156
6	32.554	15.767	28.945	23.663	1'40.929	244,9	9:35'41.085
7	44.091	18.963	34.906	38.918	2'16.878CP	213,9	9:37'57.963

23° 40 S. CORSI [1'41.005]							
Lap	Seg1	Seg2	Seg3	Seg4	Lap Time	km/h	Local Time
1		16.892	29.840	24.710	234,8	9:27'07.900	
2	33.680	15.947	29.855	23.706	1'43.188	240,5	9:28'51.088
3	33.217	15.849	28.854	23.321	1'41.241	241,6	9:30'32.329
4	33.007	15.716	28.832	23.450	1'41.005	242,7	9:32'13.334
5	33.988	15.749	32.094	38.916	2'00.747P	242,2	9:34'14.081

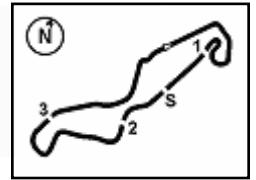
24° 73 M. KOFLER [1'41.190]							
Lap	Seg1	Seg2	Seg3	Seg4	Lap Time	km/h	Local Time
1		16.573	30.186	24.656	240,0	9:26'55.222	
2	34.007	15.901	29.483	23.493	1'42.884	244,3	9:28'38.106
3	33.733	15.836	29.362	23.669	1'42.600	243,8	9:30'20.706
4	33.381	15.709	29.261	23.503	1'41.854	241,1	9:32'02.560
5	35.049	15.627	28.969	23.254	1'42.899	245,5	9:33'45.459
6	33.181	15.665	28.987	23.357	1'41.190	242,7	9:35'26.649
7	35.565	16.642	32.611	33.804	1'58.622CP	240,5	9:37'25.271

25° 7 A. NORRODIN [1'41.270]							
Lap	Seg1	Seg2	Seg3	Seg4	Lap Time	km/h	Local Time
1		16.048	29.498	23.776	236,3	9:27'16.449	
2	33.363	15.639	28.736	23.532	1'41.270	241,1	9:28'57.719
3	33.141	15.730	28.953	23.631	1'41.455	236,3	9:30'39.174
4	33.250	15.751	29.026	23.561	1'41.588	237,4	9:32'20.762
5	33.289	16.023	29.069	23.386	1'41.767	236,3	9:34'02.529
6	33.327	15.769	29.263	23.907	1'42.266	236,8	9:35'44.795
7	33.095	16.117	30.561	36.735	1'56.508CP	235,8	9:37'41.303

23/04/2023 P = Pits In/Out - C = Lap Time Cancelled

These data/results cannot be reproduced, stored and/or transmitted in whole or in part by any manner of electronic, mechanical, photocopying, recording, broadcasting or otherwise now known or herein after developed without the previous express consent by the copyright owner, except for reproduction in daily press and regular printed publications on sale to the public within 60 days of the event related to those data/results and always provided that copyright symbol appears together as follows below.

© DORNA WSBK ORGANIZATION Srl 2023



Pirelli Dutch Round, 21-23 April 2023
Chronological Analysis Warm Up

26° 3 R. DE ROSA [1'43.697]

Lap	Seg.1	Seg.2	Seg.3	Seg.4	Lap Time	km/h	Local Time
1		16.692	29.798	24.129		238,9	9:27'56.554
2	34.657	15.918	29.577	23.545	1'43.697	240,0	9:29'40.251
3	32.764	15.554	28.747	37.138	1'54.203P	242,7	9:31'34.454
4	3'36.832	17.524	29.154	23.255	4'46.765P	189,5	9:36'21.219
5	40.192	23.773	34.367	38.281	2'16.613CP	134,7	9:38'37.832

27° 95 T. MACKENZIE [1'52.488]

Lap	Seg.1	Seg.2	Seg.3	Seg.4	Lap Time	km/h	Local Time
1		16.913	30.066	24.430		236,8	9:27'36.495
2	33.859	16.051	29.101	31.659	1'50.670P	236,8	9:29'27.165
3	1'43.244	16.428	29.563	24.102	2'53.337P	240,5	9:32'20.502
4	33.401	15.814	39.361	23.912	1'52.488	242,2	9:34'12.990

28° 4 H. TRUELOVE

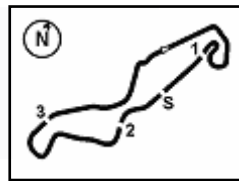
Lap	Seg.1	Seg.2	Seg.3	Seg.4	Lap Time	km/h	Local Time
1		16.304	29.846	24.116		248,3	9:27'25.597
2	33.648	15.679	29.308	1'20.449	2'39.084P	248,3	9:30'04.681
3	4'24.303	15.864	29.172	47.573	5'56.912P	241,6	9:36'01.593

23/04/2023

P = Pits In/Out - C = Lap Time Cancelled

These data/results cannot be reproduced, stored and/or transmitted in whole or in part by any manner of electronic, mechanical, photocopying, recording, broadcasting or otherwise now known or herein after developed without the previous express consent by the copyright owner, except for reproduction in daily press and regular printed publications on sale to the public within 60 days of the event related to those data/results and always provided that copyright symbol appears together as follows below.

© DORNA WSBK ORGANIZATION Srl 2023



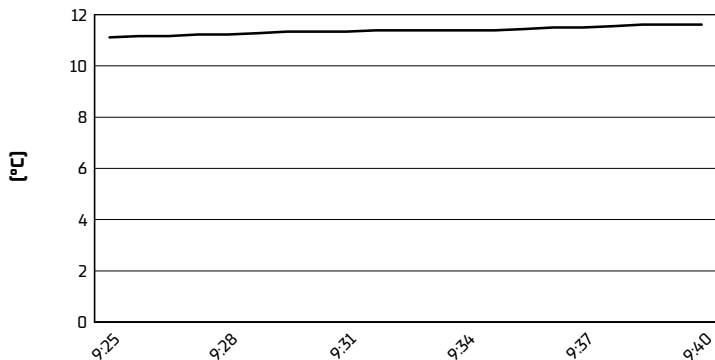
TT Circuit Assen 4.542 m

Pirelli Dutch Round, 21-23 April 2023

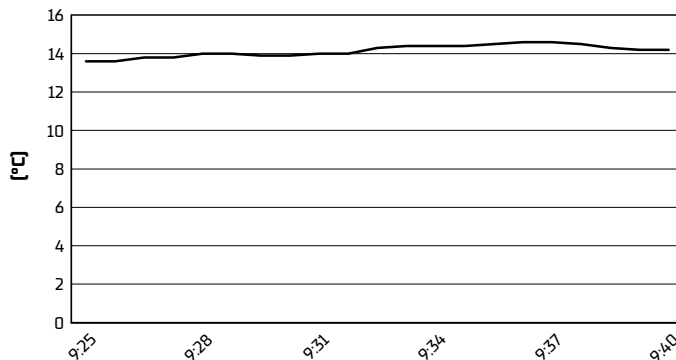
Weather Report Warm Up

Session started 09:25 - Session ended 9:41

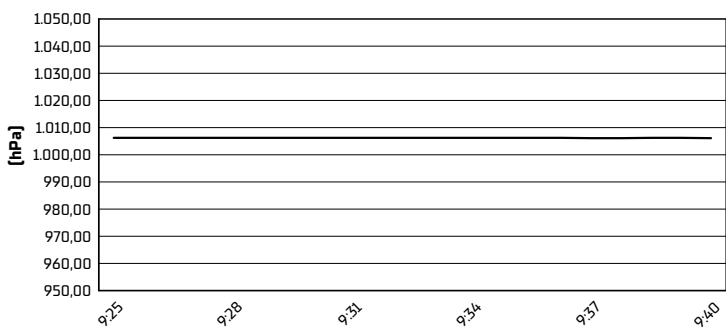
Air Temperature



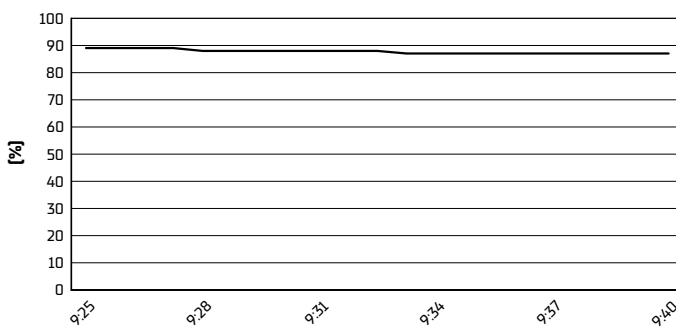
Track Temperature



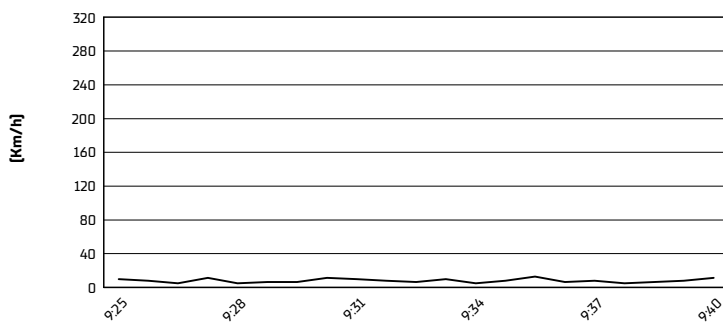
Air Pressure



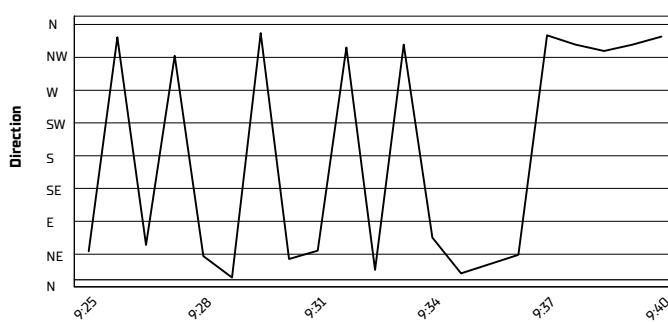
Humidity



Wind Speed



Wind Direction



23/04/2023

These data/results cannot be reproduced, stored and/or transmitted in whole or in part by any manner of electronic, mechanical, photocopying, recording, broadcasting or otherwise now known or herein after developed without the previous express consent by the copyright owner, except for reproduction in daily press and regular printed publications on sale to the public within 60 days of the event related to those data/results and always provided that copyright symbol appears together as follows below.

© DORNA WSBK ORGANIZATION Srl 2023