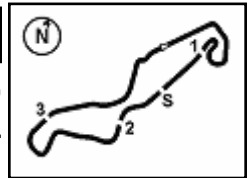




7
Yamaha R3
731/01



TT Circuit Assen 4.542 m

Pirelli Dutch Round, 21-23 April 2023

Results Race 1

Laps 10 = 45,420 Km - Time of Race 19'26.342 - Avg. 140,192 km/h

1 / 2

Pos	Grid	No. Rider	Nat	Team	Bike	LL	Gap	Rel.	Fastest Lap	Speed	Qualifying	Speed
1	4	9 E. ERCOLANI	ITA	Yamaha bLU cRU Italy	Yamaha R3	10			1'55.331	173,9	1'55.334	172,5
2	5	96 M. VICH	ESP	DS Racing School	Yamaha R3	10	0.039	0.039	1'55.385	179,1	1'55.401	174,2
3	2	26 K. FONTAINHA	BRA	Yamaha AD78 Team Latin America	Yamaha R3	10	0.071	0.032	1'54.916	179,1	1'55.005	175,0
4	7	32 K. KEANKUM	THA	Yamaha bLU cRU Thailand	Yamaha R3	10	0.233	0.162	1'55.578	178,8	1'55.593	175,6
5	3	88 E. BURR	BRA	Yamaha AD78 Team Latin America	Yamaha R3	10	0.440	0.207	1'55.432	178,2	1'55.216	176,8
6	13	56 V. ARNAUD	FRA	VAL56 Speed Racing	Yamaha R3	10	0.700	0.260	1'55.705	178,2	1'57.323	174,5
7	6	92 E. PLAINDOUX	FRA	Yamaha bLU cRU Motor France	Yamaha R3	10	1.682	0.982	1'55.314	180,6	1'55.426	177,3
8	10	15 C. STRINGHETTI	ITA	Project 109	Yamaha R3	10	4.750	3.068	1'54.749	177,6	1'56.498	177,6
9	12	8 L. FRIEH	FRA	FT Racing Academy	Yamaha R3	10	5.026	0.276	1'55.195	177,0	1'57.229	174,5
10	18	57 T. BUAPA	THA	Yamaha bLU cRU Thailand	Yamaha R3	10	17.009	11.983	1'56.780	179,1		170,1
11	8	62 S. YAMANE	JPN	bLU cRU Yamaha Racing Japan	Yamaha R3	10	17.167	0.158	1'56.471	179,4	1'56.046	176,8
12	1	27 A. MAHENDRA	INA	Yamaha bLU cRU Racing Indonesia	Yamaha R3	10	21.737	4.570	1'55.579	179,1	1'54.831	173,6
13	11	85 J. MARTIN	AUS	Yamaha bLU cRU Team Australia	Yamaha R3	10	24.373	2.636	1'56.540	173,1	1'57.007	172,5
14	14	35 M. KONUK	TUR	Turkiye Racing Team	Yamaha R3	10	30.922	6.549	1'58.305	177,6	1'57.738	171,2
15	17	28 P. ANASTASI	SUI	DS Racing School	Yamaha R3	10	40.390	9.468	1'59.055	172,8	1'59.425	173,4
16	16	37 J. BELAK	POL	Szkopek Team	Yamaha R3	10	44.875	4.485	1'59.615	175,0	1'59.105	174,2
-----Not Classified-----												
RET	9	46 D. NOWAK	POL	Szkopek Team	Yamaha R3	8	2 Laps		1'55.168	181,5	1'56.087	178,5
RET	15	77 J. GONZALEZ	COL	Yamaha AD78 Team Latin America	Yamaha R3	0					1'57.885	174,5

AIR	Humidity:	66%	Temp:	17°C
TRACK	Condition:	Dry	Temp:	22°C

Records	Pole (SP)	2021	J.Giral	1'52.567	145,257 Km/h
	Race (RC2)	2022	D.Bergamini	1'53.942	143,505 Km/h
	All Times (SP)	2021	J.Giral	1'52.567	145,257 Km/h
Race Fastest Lap		Lap 7	C.Stringhetti	1'54.749	142,495 Km/h

LAP LEADERS				
No. Rider	From	To	Laps	Total
27 A. MAHENDRA	1	1	1	1
9 E. ERCOLANI	2	3	2	
96 M. VICH	4	4	1	1
26 K. FONTAINHA	5	6	2	
92 E. PLAINDOUX	7	7	1	1
88 E. BURR	8	8	1	1
26 K. FONTAINHA	9	9	1	3
9 E. ERCOLANI	10	10	1	3

TOTAL LEADER LAPS		
No. Rider	Laps	
9 E. ERCOLANI	3	
26 K. FONTAINHA	3	
27 A. MAHENDRA	1	
88 E. BURR	1	
92 E. PLAINDOUX	1	
96 M. VICH	1	

22/04/2023 Start 11:46 End 12:11 The results are provisional until the end of the time limit for protests and appeals and the completion of the technical checks.

These data/results cannot be reproduced, stored and/or transmitted in whole or in part by any manner of electronic, mechanical, photocopying, recording, broadcasting or otherwise now known or herein after developed without the previous express consent by the copyright owner, except for reproduction in daily press and regular printed publications on sale to the public within 60 days of the event related to those data/results and always provided that copyright symbol appears together as follows below.

© DORNA WSBK ORGANIZATION Srl 2023



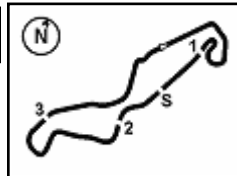
FICR PERUGIA TIMING





7

Yamaha R3
731/01



TT Circuit Assen 4.542 m

Pirelli Dutch Round, 21-23 April 2023

Results Race 1

Race Highlights

Time	No. Rider	Description
11.43.12		Warm-up Lap Started
11.43.44	77 J. GONZALEZ	Crashed - Turn 2
11.44.30	77 J. GONZALEZ	Not Actively Competing
11.45.12		WorldSBK Works on bikes are allowed
11.45.30		Incident during warm up lap under investigation
11.46.09		Start
11.47.02	35 M. KONUK	Double Long Lap Penalty - Irresponsible Riding
11.47.02	62 S. YAMANE	Double Long Lap Penalty - Irresponsible Riding
11.49.05		No Jump Starts
11.49.12	35 M. KONUK	1xLLP Completed
11.49.21	62 S. YAMANE	1xLLP Completed
11.51.51	35 M. KONUK	2xLLP Completed
11.53.19	62 S. YAMANE	2xLLP Completed
11.57.50		2/3 of Race Distance Completed
12.02.29	46 D. NOWAK	Crashed - Turn 5
12.02.29	27 A. MAHENDRA	Crashed - Turn 5
12.02.37	27 A. MAHENDRA	Re-joined
12.02.44	46 D. NOWAK	Not Actively Competing
12.03.37		Incident between 27 and 46 under investigation
12.05.49		Results Under Review
12.10.15		Podium Confirmed
12.11.11		End Of Session

	Start	End	The results are provisional until the end of the time limit for protests and appeals
22/04/2023	11:46	12:11	and the completion of the technical checks.

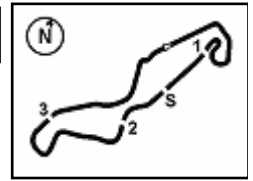
These data/results cannot be reproduced, stored and/or transmitted in whole or in part by any manner of electronic, mechanical, photocopying, recording, broadcasting or otherwise now known or herein after developed without the previous express consent by the copyright owner, except for reproduction in daily press and regular printed publications on sale to the public within 60 days of the event related to those data/results and always provided that copyright symbol appears together as follows below.

© DORNA WSBK ORGANIZATION Srl 2023





8
Yamaha R3
731/01



TT Circuit Assen 4.542 m

Pirelli Dutch Round, 21-23 April 2023 Championship Standings

	Points	Points From First	Points From Previous	April 22 ASSEN	May 6 BARCELONA	June 3 MISANO	July 1 DONINGTON	July 15 INOLA	September 9 MAGNY-COURS										
1 ERCOLANI Emiliano (ITA)	25			25 1															
2 VICH Marc (ESP)	20	5		20 2															
3 FONTAINHA Kevin (BRA)	16	9	4	16 3															
4 KEANKUM Krittapat (THA)	13	12	3	13 4															
5 BURR Eduardo (BRA)	11	14	2	11 5															
6 ARNAUD Valentin (FRA)	10	15	1	10 6															
7 PLAINDOUX Evann (FRA)	9	16	1	9 7															
8 STRINGHETTI Christian (ITA)	8	17	1	8 8															
9 FRIEH Louca (FRA)	7	18	1	7 9															
10 BUAPA Thurakij (THA)	6	19	1	6 10															
11 YAMANE Shoma (JPN)	5	20	1	5 11															
12 MAHENDRA Aldi Satya (INA)	4	21	1	4 12															
13 MARTIN Jayden (AUS)	3	22	1	3 13															
14 KONUK Mert (TUR)	2	23	1	2 14															
15 ANASTASI Pietro (SUI)	1	24	1	1 15															

22/04/2023

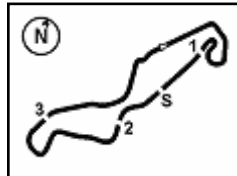
First Line: Championship Standings - Second Line: Ranking Progression

These data/results cannot be reproduced, stored and/or transmitted in whole or in part by any manner of electronic, mechanical, photocopying, recording, broadcasting or otherwise now known or herein after developed without the previous express consent by the copyright owner, except for reproduction in daily press and regular printed publications on sale to the public within 60 days of the event related to those data/results and always provided that copyright symbol appears together as follows below.

© DORNA WSBK ORGANIZATION Srl 2023

FICR PERUGIA TIMING



**9.1****Yamaha R3****731/01**

TT Circuit Assen 4.542 m

1 / 3

Pirelli Dutch Round, 21-23 April 2023**Lap Chart Race 1**

		Lap									
	1	2	3	4	5	6	7	8	9	10	
1	27	9	9	96	26	26	92	88	26	9	
2	26	26	88	9	88	9	9	26	88	96	
3	9	88	26	88	9	96	26	92	92	26	
4	88	32	96	26	96	32	88	32	9	32	
5	96	56	27	32	27	88	96	9	32	88	
6	32	96	32	27	32	27	32	96	96	56	
7	46	92	92	92	8	92	27	56	56	92	
8	15	27	56	46	46	56	46	27	15	15	
9	92	46	46	56	92	8	56	46	8	8	
10	56	8	8	8	56	46	8	8	62	57	
11	8	57	15	15	15	15	15	15	57	62	
12	35	85	85	57	57	57	57	62	85	27	
13	85	15	57	85	85	85	85	57	27	85	
14	62	62	62	62	62	62	62	85	35	35	
15	57	28	35	35	35	35	35	35	28	28	
16	28	35	28	28	28	28	28	28	37	37	
17	37	37	37	37	37	37	37	37			

Final Result		
1	9 E. ERCOLANI	Laps 10
2	96 M. VICH	0.039
3	26 K. FONTAINHA	0.071
4	32 K. KEANKUM	0.233
5	88 E. BURR	0.440
6	56 V. ARNAUD	0.700
7	92 E. PLAINDOUX	1.682
8	15 C. STRINGHETTI	4.750
9	8 L. FRIEH	5.026
10	57 T. BUAPA	17.009
11	62 S. YAMANE	17.167
12	27 A. MAHENDRA	21.737
13	85 J. MARTIN	24.373
14	35 M. KONUK	30.922
15	28 P. ANASTASI	40.390
16	37 J. BELAK	44.875
RET	46 D. NOWAK	2 Laps
RET	77 J. GONZALEZ	

22/04/2023

These data/results cannot be reproduced, stored and/or transmitted in whole or in part by any manner of electronic, mechanical, photocopying, recording, broadcasting or otherwise now known or herein after developed without the previous express consent by the copyright owner, except for reproduction in daily press and regular printed publications on sale to the public within 60 days of the event related to those data/results and always provided that copyright symbol appears together as follows below.

© DORNA WSBK ORGANIZATION Srl 2023

FICR PERUGIA TIMING

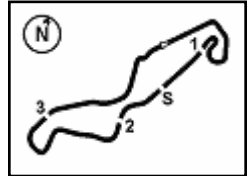




9.1

Yamaha R3

731/01



TT Circuit Assen 4.542 m

2 / 3

Pirelli Dutch Round, 21-23 April 2023

Lap Chart Race 1

Lap 1

1	27	A.Mahendra	2'01.319
2	26	K.Fontainha	0.095
3	9	E.Ercolani	0.159
4	88	E.Burr	0.220
5	96	M.Vich	0.301
6	32	K.Keankum	0.389
7	46	D.Nowak	0.596
8	15	C.Stringhetti	0.745
9	92	E.Plaindoux	1.463
10	56	V.Arnaud	1.581
11	8	L.Frieh	1.692
12	35	M.Konuk	2.850
13	85	J.Martin	3.139
14	62	S.Yamane	3.384
15	57	T.Buapa	3.547
16	28	P.Anastasi	4.701
17	37	J.Belak	5.091

Lap 2

1	9	E.Ercolani	3'58.376
2	26	K.Fontainha	0.114
3	88	E.Burr	0.169
4	32	K.Keankum	0.258
5	56	V.Arnaud	0.617
6	96	M.Vich	0.715
7	92	E.Plaindoux	0.837
8	27	A.Mahendra	0.850
9	46	D.Nowak	1.911
10	8	L.Frieh	2.066
11	57	T.Buapa	3.795
12	85	J.Martin	4.060
13	15	C.Stringhetti	4.099
14	62	S.Yamane	6.788
15	28	P.Anastasi	7.181
16	35	M.Konuk	7.204
17	37	J.Belak	12.285

Lap 3

1	9	E.Ercolani	5'54.200
2	88	E.Burr	0.056
3	26	K.Fontainha	0.206
4	96	M.Vich	0.276
5	27	A.Mahendra	0.635
6	32	K.Keankum	0.671
7	92	E.Plaindoux	1.090
8	56	V.Arnaud	1.092
9	46	D.Nowak	1.458
10	8	L.Frieh	1.941
11	15	C.Stringhetti	3.969
12	85	J.Martin	4.776
13	57	T.Buapa	4.862
14	62	S.Yamane	7.437
15	35	M.Konuk	11.437
16	28	P.Anastasi	11.684
17	37	J.Belak	17.531

Lap 4

1	96	M.Vich	7'49.933
2	9	E.Ercolani	0.189
3	88	E.Burr	0.224
4	26	K.Fontainha	0.385
5	32	K.Keankum	0.516
6	27	A.Mahendra	0.722
7	92	E.Plaindoux	0.784
8	46	D.Nowak	0.893
9	56	V.Arnaud	1.226
10	8	L.Frieh	1.403
11	15	C.Stringhetti	3.902
12	57	T.Buapa	5.909
13	85	J.Martin	6.570
14	62	S.Yamane	11.068
15	35	M.Konuk	14.288
16	28	P.Anastasi	15.141

17 37 J.Belak 21.966

Lap 5

1	26	K.Fontainha	9'45.684
2	88	E.Burr	0.005
3	9	E.Ercolani	0.283
4	96	M.Vich	0.361
5	27	A.Mahendra	0.550
6	32	K.Keankum	0.642
7	8	L.Frieh	1.258
8	46	D.Nowak	1.513
9	92	E.Plaindoux	1.653
10	56	V.Arnaud	1.747
11	15	C.Stringhetti	4.027
12	57	T.Buapa	8.391
13	85	J.Martin	8.850
14	62	S.Yamane	12.675
15	35	M.Konuk	17.524
16	28	P.Anastasi	18.445
17	37	J.Belak	26.341

Lap 6

1	26	K.Fontainha	11'41.801
2	9	E.Ercolani	0.016
3	96	M.Vich	0.174
4	32	K.Keankum	0.366
5	88	E.Burr	0.728
6	27	A.Mahendra	0.784
7	92	E.Plaindoux	0.925
8	56	V.Arnaud	1.529
9	8	L.Frieh	1.578
10	46	D.Nowak	1.705
11	15	C.Stringhetti	3.352
12	57	T.Buapa	11.288
13	85	J.Martin	11.362
14	62	S.Yamane	13.029
15	35	M.Konuk	19.712
16	28	P.Anastasi	22.066
17	37	J.Belak	29.839

Lap 7

1	92	E.Plaindoux	13'38.439
2	9	E.Ercolani	0.011
3	26	K.Fontainha	0.066
4	88	E.Burr	0.129
5	96	M.Vich	0.308
6	32	K.Keankum	0.433
7	27	A.Mahendra	0.655
8	46	D.Nowak	0.828
9	56	V.Arnaud	1.076
10	8	L.Frieh	1.381
11	15	C.Stringhetti	1.463
12	57	T.Buapa	12.890
13	85	J.Martin	12.986
14	62	S.Yamane	13.143
15	35	M.Konuk	21.606
16	28	P.Anastasi	25.897
17	37	J.Belak	32.997

Lap 8

1	88	E.Burr	15'34.636
2	26	K.Fontainha	0.331
3	92	E.Plaindoux	0.333
4	32	K.Keankum	0.343
5	9	E.Ercolani	0.524
6	96	M.Vich	0.601
7	56	V.Arnaud	0.935
8	27	A.Mahendra	1.035
9	46	D.Nowak	1.351
10	8	L.Frieh	1.534
11	15	C.Stringhetti	1.820
12	62	S.Yamane	14.012
13	57	T.Buapa	14.253
14	85	J.Martin	17.179

15	35	M.Konuk	24.354
16	28	P.Anastasi	30.005
17	37	J.Belak	36.447

Lap 9

1	26	K.Fontainha	17'29.883
2	88	E.Burr	0.185
3	92	E.Plaindoux	0.400
4	9	E.Ercolani	0.608
5	32	K.Keankum	0.699
6	96	M.Vich	0.893
7	56	V.Arnaud	1.454
8	15	C.Stringhetti	4.402
9	8	L.Frieh	4.733
10	62	S.Yamane	15.836
11	57	T.Buapa	16.260
12	85	J.Martin	21.818
13	27	A.Mahendra	22.353
14	35	M.Konuk	28.331
15	28	P.Anastasi	36.399
16	37	J.Belak	41.159

Lap 10

1	9	E.Ercolani	19'28.342
2	96	M.Vich	0.039
3	26	K.Fontainha	0.071
4	32	K.Keankum	0.233
5	88	E.Burr	0.440
6	56	V.Arnaud	0.700
7	92	E.Plaindoux	1.682
8	15	C.Stringhetti	4.750
9	8	L.Frieh	5.026
10	57	T.Buapa	17.009
11	62	S.Yamane	17.167
12	27	A.Mahendra	21.737
13	85	J.Martin	24.373
14	35	M.Konuk	30.922
15	28	P.Anastasi	40.390
16	37	J.Belak	44.875

22/04/2023

These data/results cannot be reproduced, stored and/or transmitted in whole or in part by any manner of electronic, mechanical, photocopying, recording, broadcasting or otherwise now known or herein after developed without the previous express consent by the copyright owner, except for reproduction in daily press and regular printed publications on sale to the public within 60 days of the event related to those data/results and always provided that copyright symbol appears together as follows below.

© DORNA WSBK ORGANIZATION Srl 2023

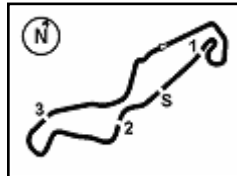
FICR PERUGIA TIMING



**9.1**

Yamaha R3

731/01



TT Circuit Assen 4.542 m

Pirelli Dutch Round, 21-23 April 2023**Lap Chart Race 1**

3 / 3

Race Pace Comparison

	9 Erc	96 Vic	26 Fon	32 Kea	88 Bur	56 Arn	92 Pla	15 Str	8 Fri	57 Bua	62 Yam	27 Mah	85 Mar	35 Kon
1	2'01.478	2'01.620	2'01.414	2'01.708	2'01.539	2'02.900	2'02.782	2'02.064	2'03.011	2'04.866	2'04.703	2'01.319	2'04.458	2'04.169
2	1'56.898	1'57.471	1'57.076	1'56.926	1'57.006	1'56.093	1'56.431	2'00.411	1'57.431	1'57.305	2'00.461	1'57.907	1'57.978	2'01.411
3	1'55.824	1'55.385	1'55.916	1'56.237	1'55.711	1'56.299	1'56.077	1'55.694	1'55.699	1'56.891	1'56.473	1'55.609	1'56.540	2'00.057
4	1'55.922	1'55.457	1'55.912	1'55.578	1'55.901	1'55.867	1'55.427	1'55.666	1'55.195	1'56.780	1'59.364	1'55.820	1'57.527	1'58.584
5	1'55.845	1'56.112	1'55.366	1'55.877	1'55.532	1'56.272	1'56.620	1'55.876	1'55.606	1'58.233	1'57.358	1'55.579	1'58.031	1'58.987
6	1'55.850	1'55.930	1'56.117	1'55.841	1'56.840	1'55.899	1'55.389	1'55.442	1'56.437	1'59.014	1'56.471	1'56.351	1'58.629	1'58.305
7	1'56.633	1'56.772	1'56.704	1'56.705	1'56.039	1'56.185	1'55.713	1'54.749	1'56.441	1'58.240	1'56.752	1'56.509	1'58.262	1'58.532
8	1'56.710	1'56.490	1'56.462	1'56.107	1'56.068	1'56.056	1'56.530	1'56.554	1'56.350	1'57.560	1'57.066	1'56.577	2'00.390	1'58.945
9	1'55.331	1'55.539	1'54.916	1'55.603	1'55.432	1'55.766	1'55.314	1'57.829	1'58.446	1'57.254	1'57.071	2'16.565	1'59.886	1'59.224
10	1'55.851	1'55.605	1'56.530	1'55.993	1'56.714	1'55.705	1'57.741	1'56.807	1'56.752	1'57.208	1'57.790	1'55.843	1'59.014	1'59.050

	28 Ana	37 Bel	46 Nov
1	2'06.020	2'06.410	2'01.915
2	1'59.537	2'04.251	1'58.372
3	2'00.327	2'01.070	1'55.371
4	1'59.190	2'00.168	1'55.168
5	1'59.055	2'00.126	1'56.371
6	1'59.738	1'59.615	1'56.309
7	2'00.469	1'59.796	1'55.761
8	2'00.305	1'59.647	1'56.720
9	2'01.641	1'59.959	
10	2'00.450	2'00.175	

22/04/2023

These data/results cannot be reproduced, stored and/or transmitted in whole or in part by any manner of electronic, mechanical, photocopying, recording, broadcasting or otherwise now known or herein after developed without the previous express consent by the copyright owner, except for reproduction in daily press and regular printed publications on sale to the public within 60 days of the event related to those data/results and always provided that copyright symbol appears together as follows below.

© DORNA WSBK ORGANIZATION Srl 2023

FICR PERUGIA TIMING

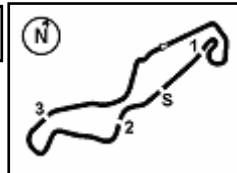




9.2

Yamaha R3

731/01



TT Circuit Assen 4.542 m

Pirelli Dutch Round, 21-23 April 2023

Best Sector & Speed Race 1

RESULTS

			Laps
1	9 E. ERCOLANI	Yamaha R3	10
2	96 M. VICH	Yamaha R3	0.039
3	26 K. FONTAINHA	Yamaha R3	0.071
4	32 K. KEANKUM	Yamaha R3	0.233
5	88 E. BURR	Yamaha R3	0.440
6	56 V. ARNAUD	Yamaha R3	0.700
7	92 E. PLAINDOUX	Yamaha R3	1.682
8	15 C. STRINGHETTI	Yamaha R3	4.750
9	8 L. FRIEH	Yamaha R3	5.026
10	57 T. BUAPA	Yamaha R3	17.009
11	62 S. YAMANE	Yamaha R3	17.167
12	27 A. MAHENDRA	Yamaha R3	21.737
13	85 J. MARTIN	Yamaha R3	24.373
14	35 M. KONUK	Yamaha R3	30.922
15	28 P. ANASTASI	Yamaha R3	40.390
16	37 J. BELAK	Yamaha R3	44.875
RET	46 D. NOWAK	Yamaha R3	2 Laps
RET	77 J. GONZALEZ	Yamaha R3	

SPEED

1	46 D. NOWAK	Yamaha R3	181,5
2	92 E. PLAINDOUX	Yamaha R3	180,6
3	62 S. YAMANE	Yamaha R3	179,4
4	57 T. BUAPA	Yamaha R3	179,1
5	27 A. MAHENDRA	Yamaha R3	179,1
6	96 M. VICH	Yamaha R3	179,1
7	26 K. FONTAINHA	Yamaha R3	179,1
8	32 K. KEANKUM	Yamaha R3	178,8
9	88 E. BURR	Yamaha R3	178,2
10	56 V. ARNAUD	Yamaha R3	178,2
11	15 C. STRINGHETTI	Yamaha R3	177,6
12	35 M. KONUK	Yamaha R3	177,6
13	8 L. FRIEH	Yamaha R3	177,0
14	37 J. BELAK	Yamaha R3	175,0
15	9 E. ERCOLANI	Yamaha R3	173,9
16	85 J. MARTIN	Yamaha R3	173,1
17	28 P. ANASTASI	Yamaha R3	172,8

SEG. 1

SEG. 2

SEG. 3

SEG. 4

1	9 E. ERCOLANI	36.587	1	26 K. FONTAINHA	18.963	1	96 M. VICH	31.072	1	26 K. FONTAINHA	26.892
2	92 E. PLAINDOUX	36.889	2	46 D. NOWAK	19.014	2	26 K. FONTAINHA	31.173	2	88 E. BURR	27.002
3	26 K. FONTAINHA	36.894	3	92 E. PLAINDOUX	19.036	3	88 E. BURR	31.219	3	27 A. MAHENDRA	27.018
4	15 C. STRINGHETTI	36.949	4	15 C. STRINGHETTI	19.058	4	27 A. MAHENDRA	31.220	4	46 D. NOWAK	27.097
5	8 L. FRIEH	37.001	5	27 A. MAHENDRA	19.104	5	32 K. KEANKUM	31.257	5	32 K. KEANKUM	27.120
6	56 V. ARNAUD	37.032	6	88 E. BURR	19.111	6	9 E. ERCOLANI	31.292	6	15 C. STRINGHETTI	27.172
7	27 A. MAHENDRA	37.070	7	85 J. MARTIN	19.129	7	15 C. STRINGHETTI	31.402	7	56 V. ARNAUD	27.235
8	62 S. YAMANE	37.113	8	35 M. KONUK	19.136	8	46 D. NOWAK	31.430	8	92 E. PLAINDOUX	27.267
9	46 D. NOWAK	37.117	9	8 L. FRIEH	19.139	9	8 L. FRIEH	31.436	9	96 M. VICH	27.291
10	88 E. BURR	37.166	10	9 E. ERCOLANI	19.141	10	56 V. ARNAUD	31.437	10	9 E. ERCOLANI	27.408
11	96 M. VICH	37.246	11	32 K. KEANKUM	19.146	11	92 E. PLAINDOUX	31.485	11	8 L. FRIEH	27.444
12	57 T. BUAPA	37.274	12	96 M. VICH	19.169	12	85 J. MARTIN	31.590	12	62 S. YAMANE	27.482
13	32 K. KEANKUM	37.342	13	56 V. ARNAUD	19.263	13	62 S. YAMANE	31.684	13	57 T. BUAPA	27.520
14	85 J. MARTIN	37.793	14	57 T. BUAPA	19.327	14	57 T. BUAPA	31.941	14	35 M. KONUK	27.609
15	35 M. KONUK	38.049	15	62 S. YAMANE	19.496	15	35 M. KONUK	32.136	15	28 P. ANASTASI	27.856
16	37 J. BELAK	38.074	16	28 P. ANASTASI	19.741	16	37 J. BELAK	32.445	16	85 J. MARTIN	27.913
17	28 P. ANASTASI	38.319	17	37 J. BELAK	19.840	17	28 P. ANASTASI	32.618	17	37 J. BELAK	28.276

22/04/2023

These data/results cannot be reproduced, stored and/or transmitted in whole or in part by any manner of electronic, mechanical, photocopying, recording, broadcasting or otherwise now known or herein after developed without the previous express consent by the copyright owner, except for reproduction in daily press and regular printed publications on sale to the public within 60 days of the event related to those data/results and always provided that copyright symbol appears together as follows below.

© DORNA WSBK ORGANIZATION Srl 2023

FICR PERUGIA TIMING

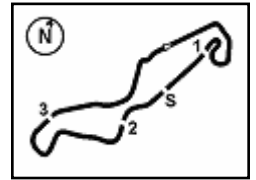




9.3

Yamaha R3

731/01



TT Circuit Assen 4.542 m

Pirelli Dutch Round, 21-23 April 2023

Chronological Analysis Race 1

Start at 11:46'01.025

1 / 2

1° 9 E. ERCOLANI (1'55.331)							
Lap	Seg.1	Seg.2	Seg.3	Seg.4	Lap Time	km/h	Local Time
1		19.227	31.292	27.413	2'01.478	173.9	11:48'02.503
2	37.391	19.800	31.776	27.931	1'56.898	165,4	11:49'59.401
3	37.096	19.589	31.330	27.809	1'55.824	166,4	11:51'55.225
4	37.326	19.448	31.341	27.807	1'55.922	168,2	11:53'51.147
5	37.509	19.141	31.407	27.788	1'55.845	172,0	11:55'46.992
6	37.399	19.526	31.345	27.580	1'55.850	169,0	11:57'42.842
7	37.413	19.734	32.052	27.434	1'56.633	165,1	11:59'39.475
8	37.691	19.375	31.824	27.820	1'56.710	170,3	12:01'36.185
9	36.587	19.888	31.448	27.408	1'55.331	166,2	12:03'31.516
10	37.389	19.435	31.545	27.482	1'55.851	167,4	12:05'27.367
Race Time 19'26.342							

2° 96 M. VICH (1'55.385)							
Lap	Seg.1	Seg.2	Seg.3	Seg.4	Lap Time	km/h	Local Time
1		19.691	31.440	27.839	2'01.620	176,5	11:48'02.645
2	38.117	19.362	31.757	28.235	1'57.471	174,8	11:50'00.116
3	37.595	19.169	31.072	27.549	1'55.385	178,8	11:51'55.501
4	37.321	19.538	31.296	27.302	1'55.457	171,2	11:53'50.958
5	37.573	19.671	31.332	27.536	1'56.112	167,2	11:55'47.070
6	37.456	19.697	31.486	27.291	1'55.930	167,4	11:57'43.000
7	37.476	19.745	31.884	27.667	1'56.772	165,9	11:59'39.772
8	37.341	20.132	31.671	27.346	1'56.490	167,4	12:01'36.262
9	37.246	19.477	31.311	27.505	1'55.539	179,1	12:03'31.801
10	37.344	19.512	31.456	27.293	1'55.605	170,1	12:05'27.406
Race Time 19'26.381							

3° 26 K. FONTAINHA (1'54.916)							
Lap	Seg.1	Seg.2	Seg.3	Seg.4	Lap Time	km/h	Local Time
1		19.666	31.704	27.751	2'01.414	166,9	11:48'02.439
2	37.707	19.693	31.928	27.748	1'57.076	168,0	11:49'59.515
3	38.026	19.048	31.173	27.669	1'55.916	175,0	11:51'55.431
4	36.894	19.844	31.249	27.925	1'55.912	164,6	11:53'51.343
5	37.470	19.272	31.349	27.275	1'55.366	176,2	11:55'46.709
6	37.564	19.815	31.429	27.309	1'56.117	166,7	11:57'42.826
7	37.751	19.732	31.901	27.320	1'56.704	164,9	11:59'39.530
8	37.882	19.424	31.742	27.414	1'56.462	175,0	12:01'35.992
9	37.605	18.963	31.456	26.892	1'54.916	179,1	12:03'30.908
10	37.715	19.609	31.764	27.442	1'56.530	168,0	12:05'27.438
Race Time 19'26.413							

4° 32 K. KEANKUM (1'55.578)							
Lap	Seg.1	Seg.2	Seg.3	Seg.4	Lap Time	km/h	Local Time
1		19.583	31.869	27.208	2'01.708	175,3	11:48'02.733
2	38.129	19.345	32.175	27.277	1'56.926	177,0	11:49'59.659
3	38.153	19.441	31.523	27.120	1'56.237	177,0	11:51'55.896
4	37.342	19.375	31.525	27.336	1'55.578	176,8	11:53'51.474
5	37.559	19.437	31.257	27.624	1'55.877	173,6	11:55'47.351
6	37.390	19.816	31.471	27.164	1'55.841	169,0	11:57'43.192
7	37.503	19.804	31.835	27.563	1'56.705	165,1	11:59'39.897
8	37.730	19.347	31.889	27.141	1'56.107	178,8	12:01'36.004
9	37.350	19.410	31.621	27.222	1'55.603	175,9	12:03'31.607
10	37.586	19.146	31.919	27.342	1'55.993	175,9	12:05'27.600
Race Time 19'26.575							

5° 88 E. BURR (1'55.432)							
Lap	Seg.1	Seg.2	Seg.3	Seg.4	Lap Time	km/h	Local Time
1		19.753	31.578	27.842	2'01.539	166,4	11:48'02.564
2	37.695	19.355	31.891	28.065	1'57.006	172,2	11:49'59.570
3	37.354	19.311	31.231	27.815	1'55.711	170,9	11:51'55.281
4	37.386	19.444	31.219	27.852	1'55.901	171,7	11:53'51.182
5	37.166	19.554	31.409	27.403	1'55.532	165,9	11:55'46.714
6	37.422	19.675	31.363	28.380	1'56.840	166,7	11:57'43.554
7	37.724	19.111	31.831	27.373	1'56.039	178,2	11:59'39.593
8	37.329	19.814	31.699	27.226	1'56.068	168,5	12:01'35.661

9	37.192	19.714	31.524	27.002	1'55.432	166,7	12:03'31.093
10	37.814	19.948	31.314	27.638	1'56.714	164,6	12:05'27.807
Race Time 19'26.782							

6° 56 V. ARNAUD (1'55.705)							
Lap	Seg.1	Seg.2	Seg.3	Seg.4	Lap Time	km/h	Local Time
1		19.305	32.190	27.407	2'02.900	176,5	11:48'03.925
2	37.618	19.441	31.508	27.526	1'56.093	171,7	11:50'00.018
3	37.337	19.689	31.437	27.836	1'56.299	170,3	11:51'56.317
4	37.099	19.331	31.655	27.782	1'55.867	174,8	11:53'52.184
5	37.755	19.263	31.865	27.389	1'56.272	178,2	11:55'48.456
6	37.032	19.682	31.591	27.594	1'55.899	174,8	11:57'44.355
7	37.322	19.316	31.868	27.679	1'56.185	177,3	11:59'40.540
8	37.440	19.391	31.694	27.531	1'56.056	175,9	11:59'40.596
9	37.419	19.409	31.703	27.235	1'55.766	173,6	12:03'32.362
10	37.079	19.696	31.526	27.404	1'55.705	176,2	12:05'28.067
Race Time 19'27.042							

7° 92 E. PLAINDOUX (1'55.314)							
Lap	Seg.1	Seg.2	Seg.3	Seg.4	Lap Time	km/h	Local Time
1		19.406	32.333	27.430	2'02.782	176,5	11:48'03.807
2	37.787	19.471	31.715	27.458	1'56.431	170,6	11:50'00.238
3	37.871	19.036	31.485	27.685	1'56.077	179,1	11:51'56.315
4	37.354	19.176	31.630	27.267	1'55.427	180,6	11:53'51.742
5	38.077	19.111	31.533	27.899	1'56.620	180,0	11:55'48.362
6	36.889	19.176	31.751	27.573	1'55.389	180,6	11:57'43.751
7	37.209	19.037	31.787	27.680	1'55.713	177,0	11:59'39.464
8	37.353	19.642	31.828	27.707	1'56.530	167,2	12:01'35.994
9	37.130	19.152	31.563	27.469	1'55.314	174,2	12:03'31.308
10	37.117	19.616	31.782	29.226	1'57.741	167,4	12:05'29.049
Race Time 19'28.024							

8° 15 C. STRINGHETTI (1'54.749)							
Lap	Seg.1	Seg.2	Seg.3	Seg.4	Lap Time	km/h	Local Time
1		19.115	31.848	27.172	2'02.064	177,6	11:48'03.089
2	38.115	19.058	35.137	28.101	2'00.411	177,3	11:50'03.500
3	37.600	19.213	31.610	27.271	1'55.694	176,2	11:51'59.194
4	37.188	19.428	31.603	27.447	1'55.666	170,6	11:53'54.860
5	37.116	19.499	31.773	27.488	1'55.876	170,3	11:55'50.736
6	37.053	19.298	31.646	27.445	1'55.442	172,8	11:57'46.178
7	36.949	19.152	31.402	27.246	1'54.749	173,1	11:59'40.927
8	37.541	19.430	31.487	28.096	1'56.554	173,1	12:01'37.481
9	39.297	19.395	31.861	27.276	1'57.829	173,9	12:03'35.310
10	37.580	19.555	31.983	27.689	1'56.807	170,3	12:05'32.117
Race Time 19'31.092							

9° 8 L. FRIEH (1'55.195)							
Lap	Seg.1	Seg.2	Seg.3	Seg.4	Lap Time	km/h	Local Time
1		19.425	32.032	27.444	2'03.011	176,2	11:48'04.036
2	37.806	19.422	32.409	27.794	1'57.431	177,0	11:50'01.467
3	37.261	19.269	31.535	27.634	1'55.699	173,1	11:51'57.166
4	37.001	19.139	31.578	27.477	1'55.195	172,8	11:53'52.361
5	37.191	19.303	31.436	27.676	1'55.606	175,3	11:55'47.967
6	37.101	19.878	31.516	27.942	1'56.437	175,6	11:57'44.404
7	37.735	19.145	31.647	27.914	1'56.441	174,2	11:59'40.845
8	37.494	19.293	31.541	28.022	1'56.350	173,6	12:01'37.195
9	39.086	19.741	31.883	27.736	1'58.446	167,7	12:03'35.641
10	37.571	19.336	31.917	27.928	1'56.752	172,8	12:05'32.393
Race Time 19'31.368							

10° 57 T. BUAPA (1'56.780)							
Lap	Seg.1	Seg.2	Seg.3	Seg.4	Lap Time	km/h	Local Time
1		19.327	32.663	28.153	2'04.866	179,1	11:48'05.891
2	37.916	19.815	31.941	27.633	1'57.305	170,1	11:50'03.196
3	37.726	19.567	32.078	27.520	1'56.891	170,1	11:52'00.087
4	37.274	19.537	32.123	27.846	1'56.780	170,9	11:53'56.867
5	37.913	19.812	32.448	28.060	1'58.233	168,5	11:55'55.100

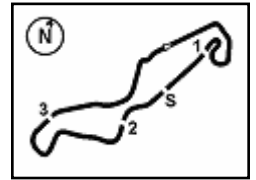
22/04/2023 P = Pits In/Out - C = Lap Time Cancelled

These data/results cannot be reproduced, stored and/or transmitted in whole or in part by any manner of electronic, mechanical, photocopying, recording, broadcasting or otherwise now known or herein after developed without the previous express consent by the copyright owner, except for reproduction in daily press and regular printed publications on sale to the public within 60 days of the event related to those data/results and always provided that copyright symbol appears together as follows below.

© DORNA WSBK ORGANIZATION Srl 2023

FICR PERUGIA TIMING



**9.3****Yamaha R3****731/01**

TT Circuit Assen 4.542 m

**Pirelli Dutch Round, 21-23 April 2023
Chronological Analysis Race 1**

Start at 11:46'01.025

2 / 2

6	38.333	19.940	32.483	28.258	1'59.014	168,5	11:57'54.114	3	38.918	20.244	32.912	28.253	2'00.327	165,4	11:52'06.909
7	37.886	19.945	32.222	28.187	1'58.240	166,7	11:59'52.354	4	38.391	19.932	32.743	28.124	1'59.190	168,2	11:54'06.099
8	38.049	19.781	32.042	27.688	1'57.560	170,1	12:01'49.914	5	38.398	19.993	32.618	28.046	1'59.055	167,4	11:56'05.154
9	37.620	19.732	32.290	27.612	1'57.254	168,8	12:03'47.168	6	38.319	20.064	32.845	28.510	1'59.738	166,9	11:58'04.892
10	37.454	19.781	32.151	27.822	1'57.208	170,1	12:05'44.376	7	38.659	20.119	33.245	28.446	2'00.469	165,6	12:00'05.361
								Race Time 19'43.351							
8	38.589	20.142	33.131	28.443	2'00.305	164,6	12:02'05.666								
9	39.544	20.370	33.235	28.492	2'01.641	163,6	12:04'07.307								
10	38.537	20.338	33.238	28.337	2'00.450	163,6	12:06'07.757								
								Race Time 20'06.732							

11° 62 S. YAMANE (1'56.471)

Lap	Seg.1	Seg.2	Seg.3	Seg.4	Lap Time	km/h	Local Time
1		19.496	32.143	27.482	2'04.703	179,4	11:48'05.728
2	40.196	19.723	32.657	27.885	2'00.461	173,4	11:50'06.189
3	37.113	19.696	31.746	27.918	1'56.473	169,0	11:52'02.662
4	39.376	19.851	32.053	28.084	1'59.364	167,2	11:54'02.026
5	37.362	20.138	31.872	27.986	1'57.358	165,1	11:55'59.384
6	37.137	19.781	31.684	27.869	1'56.471	168,8	11:57'55.855
7	37.150	19.528	31.815	28.259	1'56.752	171,7	11:59'52.607
8	37.328	19.902	31.814	28.022	1'57.066	166,7	12:01'49.673
9	37.142	19.871	31.973	28.085	1'57.071	166,9	12:03'46.744
10	37.434	19.959	32.313	28.084	1'57.790	166,9	12:05'44.534
Race Time 19'43.509							

16° 37 J. BELAK (1'59.615)

Lap	Seg.1	Seg.2	Seg.3	Seg.4	Lap Time	km/h	Local Time
1		20.264	32.445	28.296	2'06.410	175,0	11:48'07.435
2	38.629	19.840	32.919	32.863	2'04.251	173,4	11:50'11.686
3	39.851	20.112	32.702	28.405	2'01.070	167,7	11:52'12.756
4	38.272	20.202	33.090	28.604	2'00.168	166,9	11:54'12.924
5	38.365	20.162	33.133	28.466	2'00.126	165,6	11:56'13.050
6	38.406	20.078	32.821	28.310	1'59.615	166,2	11:58'12.665
7	38.074	20.280	33.166	28.276	1'59.796	165,6	12:00'12.461
8	38.415	20.177	32.543	28.512	1'59.647	165,9	12:02'12.108
9	38.517	20.363	32.591	28.488	1'59.959	165,9	12:04'12.067
10	38.112	20.347	33.039	28.677	2'00.175	166,2	12:06'12.242
Race Time 20'11.217							

12° 27 A. MAHENDRA (1'55.579)

Lap	Seg.1	Seg.2	Seg.3	Seg.4	Lap Time	km/h	Local Time
1		19.795	31.675	27.786	2'01.319	165,6	11:48'02.344
2	38.170	19.428	31.848	28.461	1'57.907	176,2	11:50'00.251
3	37.981	19.104	31.506	27.018	1'55.609	179,1	11:51'55.860
4	37.099	19.525	31.220	27.976	1'55.820	175,3	11:53'51.680
5	37.200	19.480	31.283	27.616	1'55.579	172,0	11:55'47.259
6	37.361	19.816	31.443	27.731	1'56.351	167,4	11:57'43.610
7	37.511	19.609	31.657	27.732	1'56.509	169,8	11:59'40.119
8	37.679	19.527	31.702	27.669	1'56.577	177,9	12:01'36.696
9	57.625	20.041	31.526	27.373	2'16.565	163,6	12:03'53.261
10	37.070	19.623	31.562	27.588	1'55.843	166,9	12:05'49.104
Race Time 19'48.079							

RET 46 D. NOWAK (1'55.168)

Lap	Seg.1	Seg.2	Seg.3	Seg.4	Lap Time	km/h	Local Time
1		19.293	32.324	27.114	2'01.915	179,1	11:48'02.940
2	39.500	19.133	32.183	27.556	1'58.372	174,8	11:50'01.312
3	37.655	19.189	31.430	27.097	1'55.371	176,8	11:51'56.683
4	37.123	19.235	31.647	27.163	1'55.168	181,5	11:53'51.851
5	37.751	19.014	31.732	27.874	1'56.371	178,2	11:55'48.222
6	37.454	19.109	31.553	28.193	1'56.309	180,9	11:57'44.531
7	37.117	19.186	31.691	27.767	1'55.761	176,5	11:59'40.292
8	37.766	19.474	31.621	27.859	1'56.720	175,6	12:01'37.012
Race Time 15'35.987							

13° 85 J. MARTIN (1'56.540)

Lap	Seg.1	Seg.2	Seg.3	Seg.4	Lap Time	km/h	Local Time
1		19.518	32.359	28.339	2'04.458	170,9	11:48'05.483
2	38.468	19.395	32.098	28.017	1'57.978	173,1	11:50'03.461
3	37.908	19.129	31.590	27.913	1'56.540	172,2	11:52'00.001
4	37.793	19.437	32.297	28.000	1'57.527	169,3	11:53'57.528
5	38.012	19.627	32.071	28.321	1'58.031	166,7	11:55'55.559
6	38.051	19.914	32.606	28.058	1'58.629	172,5	11:57'54.188
7	38.247	19.652	32.185	28.178	1'58.262	166,2	11:59'52.450
8	39.246	20.563	32.221	28.360	2'00.390	159,8	12:01'52.840
9	38.613	20.002	32.727	28.544	1'59.886	162,9	12:03'52.726
10	38.248	19.744	32.576	28.446	1'59.014	166,7	12:05'51.740
Race Time 19'50.715							

14° 35 M. KONUK (1'58.305)

Lap	Seg.1	Seg.2	Seg.3	Seg.4	Lap Time	km/h	Local Time
1		19.136	32.399	28.110	2'04.169	174,8	11:48'05.194
2	41.127	19.746	32.929	27.609	2'01.411	177,6	11:50'06.605
3	40.333	19.679	32.254	27.791	2'00.057	168,2	11:52'06.662
4	38.063	19.824	32.503	28.194	1'58.584	166,4	11:54'05.246
5	38.497	19.768	32.453	28.269	1'58.987	166,2	11:56'04.233
6	38.049	19.727	32.412	28.117	1'58.305	166,9	11:58'02.538
7	38.358	19.819	32.136	28.219	1'58.532	165,1	12:00'01.070
8	38.307	19.824	32.586	28.228	1'58.945	165,4	12:02'00.015
9	38.586	19.743	32.595	28.300	1'59.224	165,9	12:03'59.239
10	38.288	19.821	32.802	28.139	1'59.050	166,4	12:05'58.289
Race Time 19'57.264							

15° 28 P. ANASTASI (1'59.055)

Lap	Seg.1	Seg.2	Seg.3	Seg.4	Lap Time	km/h	Local Time
1		19.741	33.069	28.053	2'06.020	172,8	11:48'07.045
2	38.425	20.055	33.201	27.856	1'59.537	167,4	11:50'06.582

22/04/2023 P = Pits In/Out - C = Lap Time Cancelled

These data/results cannot be reproduced, stored and/or transmitted in whole or in part by any manner of electronic, mechanical, photocopying, recording, broadcasting or otherwise now known or herein after developed without the previous express consent by the copyright owner, except for reproduction in daily press and regular printed publications on sale to the public within 60 days of the event related to those data/results and always provided that copyright symbol appears together as follows below.

© DORNA WSBK ORGANIZATION Srl 2023

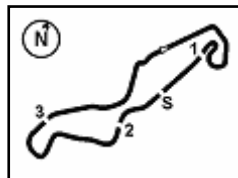
FICR PERUGIA TIMING





9.4

Yamaha R3
731/01



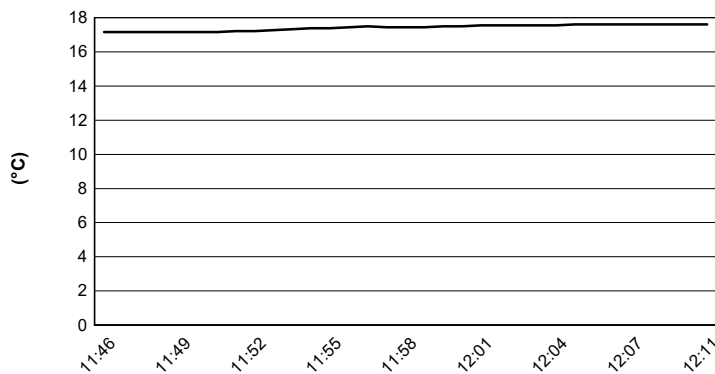
TT Circuit Assen 4.542 m

Pirelli Dutch Round, 21-23 April 2023

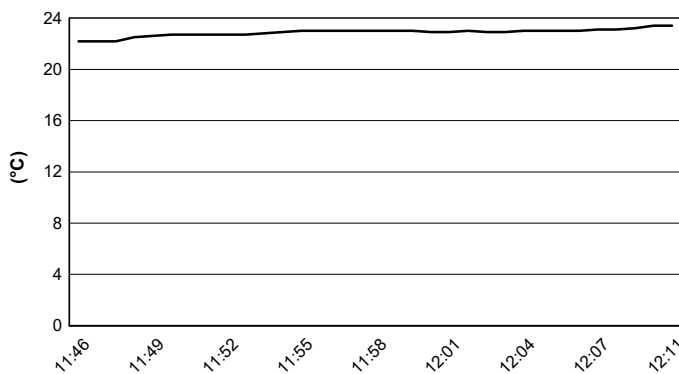
Weather Report Race 1

Session started 11:46 - Session ended 12:11

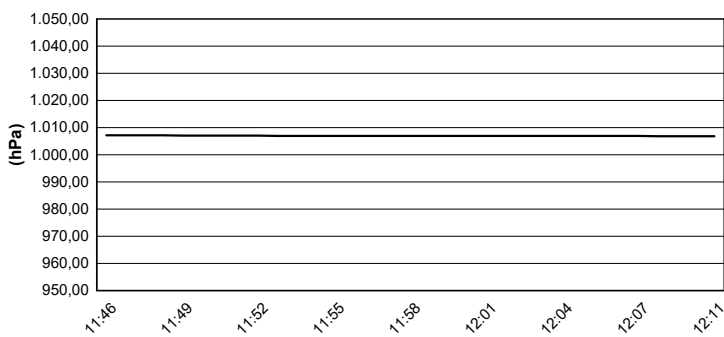
Air Temperature



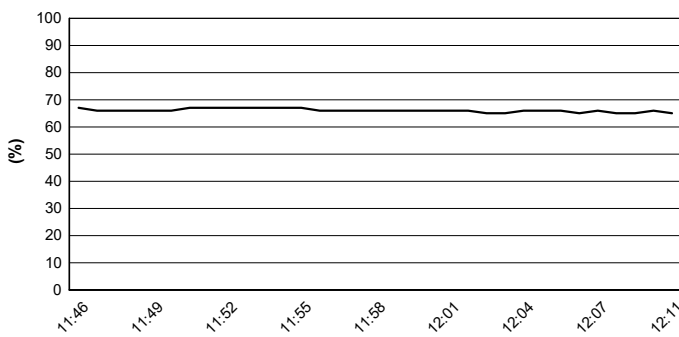
Track Temperature



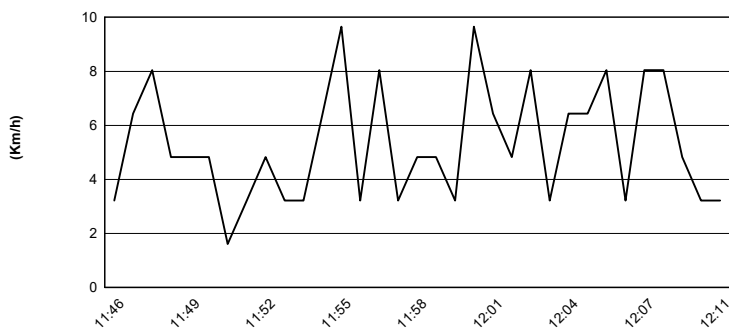
Air Pressure



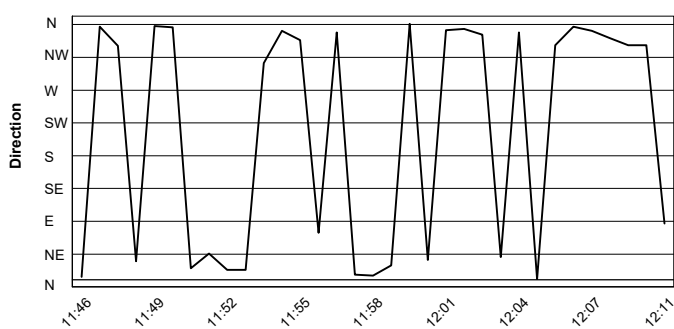
Humidity



Wind Speed



Wind Direction



22/04/2023

These data/results cannot be reproduced, stored and/or transmitted in whole or in part by any manner of electronic, mechanical, photocopying, recording, broadcasting or otherwise now known or herein after developed without the previous express consent by the copyright owner, except for reproduction in daily press and regular printed publications on sale to the public within 60 days of the event related to those data/results and always provided that copyright symbol appears together as follows below.

© DORNA WSBK ORGANIZATION Srl 2023

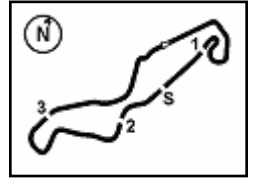
FICR PERUGIA TIMING





9.5

Yamaha R3
731/01



TT Circuit Assen 4.542 m

Pirelli Dutch Round, 21-23 April 2023

Starting Grid - Race 2 (10 Laps x 4,542 km = 45,420 km)

1	1	27 MAHENDRA A. Yamaha 1'54.831	2	26 FONTAINHA K. Yamaha 1'55.005	3	88 BURR E. Yamaha 1'55.216
2	4	9 ERCOLANI E. Yamaha 1'55.334	5	96 VICH M. Yamaha 1'55.401	6	92 PLAINDOUX E. Yamaha 1'55.426
3	7	32 KEANKUM K. Yamaha 1'55.593	8	62 YAMANE S. Yamaha 1'56.046	9	46 NOWAK D. Yamaha 1'56.087
4	10	15 STRINGHETTI C. Yamaha 1'56.498	11	85 MARTIN J. Yamaha 1'57.007	12	8 FRIEH L. Yamaha 1'57.229
5	13	56 ARNAUD V. Yamaha 1'57.323	14	35 KONUK M. Yamaha 1'57.738	15	77 GONZALEZ J. Yamaha 1'57.885
6	16	37 BELAK J. Yamaha 1'59.105	17	28 ANASTASI P. Yamaha 1'59.425	18	80 MANSO G. Yamaha
7	19	57 BUAPA T. Yamaha				

N.8 (Frieh L.) and 37 (Belak J.) have been penalized by 2xLLP for Irresponsible Riding [Art. 1.21.2]
N.80 (Manso G.) has been declared Fit for the race

22/04/2023 The Race Director

These data/results cannot be reproduced, stored and/or transmitted in whole or in part by any manner of electronic, mechanical, photocopying, recording, broadcasting or otherwise now known or herein after developed without the previous express consent by the copyright owner, except for reproduction in daily press and regular printed publications on sale to the public within 60 days of the event related to those data/results and always provided that copyright symbol appears together as follows below. © DORNA WSBK ORGANIZATION Srl 2023

FICR PERUGIA TIMING

