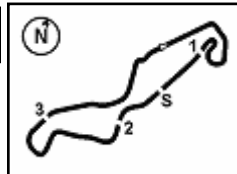




10

Yamaha R3
731/01

TT Circuit Assen 4.542 m

Pirelli Dutch Round, 21-23 April 2023

Results Race 2

Laps 6 = 27,252 Km - Time of Race 1'46.968 - Avg. 138,772 km/h

1 / 2

Pos	Grid	No. Rider	Nat	Team	Bike	LL	Gap	Rel.	Fastest Lap	Speed	Qualifying	Speed
1	18	80 G. MANSO	BRA	Yamaha AD78 Team Latin America	Yamaha R3	6			1'55.800	179,1		172,0
2	P 3	88 E. BURR	BRA	Yamaha AD78 Team Latin America	Yamaha R3	6	0.236	0.236	1'55.869	176,5	1'55.216	176,8
3	P 2	26 K. FONTAINHA	BRA	Yamaha AD78 Team Latin America	Yamaha R3	6	0.386	0.150	1'56.203	167,4	1'55.005	175,0
4	P 4	9 E. ERCOLANI	ITA	Yamaha bLU cRU Italy	Yamaha R3	6	0.442	0.056	1'56.341	174,5	1'55.334	172,5
5	P 7	32 K. KEANKUM	THA	Yamaha bLU cRU Thailand	Yamaha R3	6	0.533	0.091	1'56.443	175,6	1'55.593	175,6
6	5	96 M. VICH	ESP	DS Racing School	Yamaha R3	6	0.617	0.084	1'55.957	175,3	1'55.401	174,2
7	1	27 A. MAHENDRA	INA	Yamaha bLU cRU Racing Indonesia	Yamaha R3	6	0.660	0.043	1'56.501	175,6	1'54.831	173,6
8	8	62 S. YAMANE	JPN	bLU cRU Yamaha Racing Japan	Yamaha R3	6	0.848	0.188	1'55.978	177,9	1'56.046	176,8
9	13	56 V. ARNAUD	FRA	VAL56 Speed Racing	Yamaha R3	6	1.004	0.156	1'55.818	174,5	1'57.323	174,5
10	10	15 C. STRINGHETTI	ITA	Project 109	Yamaha R3	6	1.131	0.127	1'55.857	178,5	1'56.498	177,6
11	9	46 D. NOWAK	POL	Szkopek Team	Yamaha R3	6	1.236	0.105	1'55.905	180,6	1'56.087	178,5
12	11	85 J. MARTIN	AUS	Yamaha bLU cRU Team Australia	Yamaha R3	6	11.440	10.204	1'56.549	172,2	1'57.007	172,5
13	15	77 J. GONZALEZ	COL	Yamaha AD78 Team Latin America	Yamaha R3	6	11.484	0.044	1'57.909	179,4	1'57.885	174,5
14	19	57 T. BUAPA	THA	Yamaha bLU cRU Thailand	Yamaha R3	6	11.769	0.285	1'58.135	178,5		170,1
15	14	35 M. KONUK	TUR	Turkiye Racing Team	Yamaha R3	6	16.134	4.365	1'58.498	178,2	1'57.738	171,2
16	12	8 L. FRIEH	FRA	FT Racing Academy	Yamaha R3	6	19.209	3.075	1'58.042	176,8	1'57.229	174,5
17	17	28 P. ANASTASI	SUI	DS Racing School	Yamaha R3	6	27.848	8.639	2'01.237	170,9	1'59.425	173,4
18	16	37 J. BELAK	POL	Szkopek Team	Yamaha R3	6	33.771	5.923	2'00.573	174,8	1'59.105	174,2
Not Classified												
RET	6	92 E. PLAINDOUX	FRA	Yamaha bLU cRU Motor France	Yamaha R3	3	3 Laps		1'56.881	176,5	1'55.426	177,3

AIR	Humidity:	73%	Temp:	17°C
TRACK	Condition:	Wet	Temp:	20°C

Records	Pole [SP]	2021	J.Giral	1'52.567	145,257 Km/h
	Race [RC2]	2022	D.Bergamini	1'53.942	143,505 Km/h
	All Times [SP]	2021	J.Giral	1'52.567	145,257 Km/h
Race Fastest Lap		Lap 4	G.Manso	1'55.800	141,202 Km/h

LAP LEADERS

No. Rider	From	To	Laps	Total
27 A. MAHENDRA	1	2	2	2
26 K. FONTAINHA	3	4	2	2
80 G. MANSO	5	6	2	2

TOTAL LEADER LAPS

No. Rider	Laps
26 K. FONTAINHA	5
9 E. ERCOLANI	3
27 A. MAHENDRA	3
80 G. MANSO	2
88 E. BURR	1
92 E. PLAINDOUX	1
96 M. VICH	1

22/04/2023 Start 16:35 End 16:58 The results are provisional until the end of the time limit for protests and appeals and the completion of the technical checks.

These data/results cannot be reproduced, stored and/or transmitted in whole or in part by any manner of electronic, mechanical, photocopying, recording, broadcasting or otherwise now known or herein after developed without the previous express consent by the copyright owner, except for reproduction in daily press and regular printed publications on sale to the public within 60 days of the event related to those data/results and always provided that copyright symbol appears together as follows below.

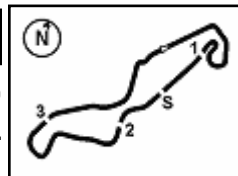
© DORNA WSBK ORGANIZATION Srl 2023

FICR PERUGIA TIMING





10
Yamaha R3
731/01



TT Circuit Assen 4.542 m

Pirelli Dutch Round, 21-23 April 2023

Results Race 2

2 / 2

Race Highlights

Time	No. Rider	Description
16.00.00		Sighting Lap Started
16.12.59		Warm-up Lap Started
16.17.08		WHITE FLAG
16.17.32		RED FLAG
16.17.50	35 M. KONUK	Crashed
16.25.23		Pit lane will open at 16:29 for 1 min - QUICK START
16.27.11		Race on 6 Laps
16.28.00		WET RACE
16.29.06		Sighting Lap Started
16.32.36		Warm-up Lap Started
16.35.20		Start
16.36.30	8 L. FRIEH	Double Long Lap Penalty - Irresponsible Riding
16.36.30	37 J. BELAK	Double Long Lap Penalty - Irresponsible Riding
16.38.24	8 L. FRIEH	1xLLP Completed
16.38.32	37 J. BELAK	1xLLP Completed
16.40.18	37 J. BELAK	2xLLP Completed
16.42.40	92 E. PLAINDOUX	Crashed - Turn 10
16.43.14	92 E. PLAINDOUX	Not Actively Competing
16.45.53	8 L. FRIEH	2xLLP Completed
16.47.13		Results Under Review
16.58.44		End Of Session
17.01.22	9 E. ERCOLANI	Penalized to Drop 1 Position - Exceeded Track Limits (Final Lap) - Turn 15
17.01.35	32 K. KEANKUM	Penalized to Drop 1 Position - Exceeded Track Limits (Final Lap) - Turn 15
17.01.47	88 E. BURR	Penalized to Drop 1 Position - Exceeded Track Limits (Final Lap) - Turn 15
17.01.58	26 K. FONTAINHA	Penalized to Drop 1 Position - Exceeded Track Limits (Final Lap) - Turn 17

22/04/2023 Start End The results are provisional until the end of the time limit for protests and appeals and the completion of the technical checks.

These data/results cannot be reproduced, stored and/or transmitted in whole or in part by any manner of electronic, mechanical, photocopying, recording, broadcasting or otherwise now known or herein after developed without the previous express consent by the copyright owner, except for reproduction in daily press and regular printed publications on sale to the public within 60 days of the event related to those data/results and always provided that copyright symbol appears together as follows below.

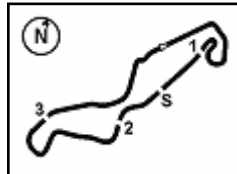
© DORNA WSBK ORGANIZATION Srl 2023

FICR PERUGIA TIMING





11
Yamaha R3
731/01



TT Circuit Assen 4.542 m

Pirelli Dutch Round, 21-23 April 2023 Championship Standings

	Points	Points From First	Points From Previous	April 22 ASSEN	May 6 BARCELONA	June 3 MISANO	July 1 DONINGTON	July 15 INDOLA	September 9 MAGNY-COURS										
1 ERCOLANI Emiliano (ITA)	38			25 13 1 1															
2 FONTAINHA Kevin (BRA)	32	6		16 16 3 2															
3 BURR Eduardo (BRA)	31	7	1	11 20 5 3															
4 VICH Marc (ESP)	30	8	1	20 10 2 4															
5 MANSO Gustavo (BRA)	25	13	5	25 5															
6 KEANKUM Krittapat (THA)	24	14	1	13 11 4 6															
7 ARNAUD Valentin (FRA)	17	21	7	10 7 6 7															
8 STRINGHETTI Christian (ITA)	14	24	3	8 6 8 8															
9 MAHENDRA Aldi Satya (INA)	13	25	1	4 9 12 9															
10 YAMANE Shoma (JPN)	13	25	0	5 8 11 9															
11 PLAINDOUX Evann (FRA)	9	29	4	9 7 11															
12 BUAPA Thurakij (THA)	8	30	1	6 2 10 12															
13 FRIEH Louca (FRA)	7	31	1	7 9 13															
14 MARTIN Jayden (AUS)	7	31	0	3 4 13 13															
15 NOWAK Dawid (POL)	5	33	2	5 15															
16 GONZALEZ Jeronimo (COL)	3	35	2	3 16															
17 KONUJ Mert (TUR)	3	35	0	2 1 14 16															
18 ANASTASI Pietro (SU)	1	37	2	1 15 18															

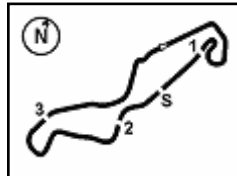
22/04/2023 First Line: Championship Standings - Second Line: Ranking Progression

These data/results cannot be reproduced, stored and/or transmitted in whole or in part by any manner of electronic, mechanical, photocopying, recording, broadcasting or otherwise now known or herein after developed without the previous express consent by the copyright owner, except for reproduction in daily press and regular printed publications on sale to the public within 60 days of the event related to those data/results and always provided that copyright symbol appears together as follows below.

© DORNA WSBK ORGANIZATION Srl 2023

FICR PERUGIA TIMING



**12.1****Yamaha R3
731/01**

TT Circuit Assen 4.542 m

1 / 3**Pirelli Dutch Round, 21-23 April 2023
Lap Chart Race 2**

	Lap					
	1	2	3	4	5	6
1	27	27	26	26	80	80
2	32	9	27	80	26	88
3	26	26	32	88	9	26
4	88	32	9	32	88	9
5	9	96	80	9	27	32
6	96	92	88	27	32	96
7	62	88	92	96	96	27
8	46	80	96	62	62	62
9	92	15	62	46	46	56
10	80	62	46	15	56	15
11	15	56	15	56	15	46
12	56	46	56	85	85	85
13	85	85	85	57	57	77
14	8	77	77	77	77	57
15	57	57	57	35	8	35
16	77	35	35	8	35	8
17	35	8	8	28	28	28
18	28	28	28	37	37	37
19	37	37	37			

Final Result		
1	80 G. MANSO	Laps 6
2	88 E. BURR (P)	0.236
3	26 K. FONTAINHA (P)	0.386
4	9 E. ERCOLANI (P)	0.442
5	32 K. KEANKUM (P)	0.533
6	96 M. VICH	0.617
7	27 A. MAHENDRA	0.660
8	62 S. YAMANE	0.848
9	56 V. ARNAUD	1.004
10	15 C. STRINGHETTI	1.131
11	46 D. NOWAK	1.236
12	85 J. MARTIN	11.440
13	77 J. GONZALEZ	11.484
14	57 T. BUAPA	11.769
15	35 M. KONUK	16.134
16	8 L. FRIEH	19.209
17	28 P. ANASTASI	27.848
18	37 J. BELAK	33.771
RET	92 E. PLAINDOUX	3 Laps

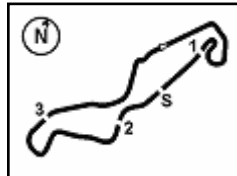
22/04/2023

These data/results cannot be reproduced, stored and/or transmitted in whole or in part by any manner of electronic, mechanical, photocopying, recording, broadcasting or otherwise now known or herein after developed without the previous express consent by the copyright owner, except for reproduction in daily press and regular printed publications on sale to the public within 60 days of the event related to those data/results and always provided that copyright symbol appears together as follows below.

© DORNA WSBK ORGANIZATION Srl 2023

FICR PERUGIA TIMING



**12.1****Yamaha R3
731/01**

TT Circuit Assen 4.542 m

2 / 3

Pirelli Dutch Round, 21-23 April 2023

Lap Chart Race 2

Lap 1

1	27	A.Mahendra	2'03.025
2	32	K.Keankum	0.063
3	26	K.Fontainha	0.172
4	88	E.Burr	0.294
5	9	E.Ercolani	0.402
6	96	M.Vich	0.543
7	62	S.Yamane	0.862
8	46	D.Nowak	1.027
9	92	E.Plaindoux	1.108
10	80	G.Manso	1.232
11	15	C.Stringhetti	1.547
12	56	V.Arnaud	1.688
13	85	J.Martin	1.987
14	8	L.Frieh	2.345
15	57	T.Buapa	2.891
16	77	J.Gonzalez	2.909
17	35	M.Konuk	2.988
18	28	P.Anastasi	4.945
19	37	J.Belak	5.839

9	46	D.Nowak	1.287
10	15	C.Stringhetti	1.531
11	56	V.Arnaud	1.656
12	85	J.Martin	3.964
13	57	T.Buapa	8.084
14	77	J.Gonzalez	8.425
15	35	M.Konuk	10.346
16	8	L.Frieh	12.573
17	28	P.Anastasi	18.899
18	37	J.Belak	26.297

Lap 5

1	80	G.Manso	9'49.985
2	26	K.Fontainha	0.133
3	9	E.Ercolani	0.273
4	88	E.Burr	0.410
5	27	A.Mahendra	0.524
6	32	K.Keankum	0.649
7	96	M.Vich	0.889
8	62	S.Yamane	0.955
9	46	D.Nowak	1.084
10	56	V.Arnaud	1.326
11	15	C.Stringhetti	1.579
12	85	J.Martin	6.728
13	57	T.Buapa	10.195
14	77	J.Gonzalez	10.558
15	8	L.Frieh	13.769
16	35	M.Konuk	13.878
17	28	P.Anastasi	23.389
18	37	J.Belak	30.181

Lap 2

1	27	A.Mahendra	4'00.288
2	9	E.Ercolani	0.222
3	26	K.Fontainha	0.353
4	32	K.Keankum	0.445
5	96	M.Vich	0.538
6	92	E.Plaindoux	0.726
7	88	E.Burr	0.786
8	80	G.Manso	0.939
9	15	C.Stringhetti	1.660
10	62	S.Yamane	1.831
11	56	V.Arnaud	1.965
12	46	D.Nowak	1.990
13	85	J.Martin	2.455
14	77	J.Gonzalez	3.966
15	57	T.Buapa	4.423
16	35	M.Konuk	4.748
17	8	L.Frieh	7.471
18	28	P.Anastasi	9.116
19	37	J.Belak	12.857

Lap 6

1	80	G.Manso	11'46.968
2	88	E.Burr	0.235
3	26	K.Fontainha	0.385
4	9	E.Ercolani	0.441
5	32	K.Keankum	0.532
6	96	M.Vich	0.617
7	27	A.Mahendra	0.660
8	62	S.Yamane	0.848
9	56	V.Arnaud	1.004
10	15	C.Stringhetti	1.131
11	46	D.Nowak	1.236
12	85	J.Martin	11.440
13	77	J.Gonzalez	11.484
14	57	T.Buapa	11.769
15	35	M.Konuk	16.134
16	8	L.Frieh	19.209
17	28	P.Anastasi	27.848
18	37	J.Belak	33.771

Lap 3

1	26	K.Fontainha	5'56.844
2	27	A.Mahendra	0.236
3	32	K.Keankum	0.332
4	9	E.Ercolani	0.601
5	80	G.Manso	0.672
6	88	E.Burr	0.815
7	92	E.Plaindoux	1.222
8	96	M.Vich	1.305
9	62	S.Yamane	1.400
10	46	D.Nowak	1.677
11	15	C.Stringhetti	1.969
12	56	V.Arnaud	2.133
13	85	J.Martin	2.448
14	77	J.Gonzalez	5.748
15	57	T.Buapa	6.002
16	35	M.Konuk	6.690
17	8	L.Frieh	10.244
18	28	P.Anastasi	13.797
19	37	J.Belak	20.757

Lap 4

1	26	K.Fontainha	7'53.139
2	80	G.Manso	0.177
3	88	E.Burr	0.389
4	32	K.Keankum	0.601
5	9	E.Ercolani	0.778
6	27	A.Mahendra	0.869
7	96	M.Vich	0.967
8	62	S.Yamane	1.083

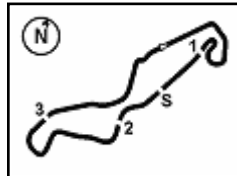
22/04/2023

These data/results cannot be reproduced, stored and/or transmitted in whole or in part by any manner of electronic, mechanical, photocopying, recording, broadcasting or otherwise now known or herein after developed without the previous express consent by the copyright owner, except for reproduction in daily press and regular printed publications on sale to the public within 60 days of the event related to those data/results and always provided that copyright symbol appears together as follows below.

© DORNA WSBK ORGANIZATION Srl 2023

FICR PERUGIA TIMING



**12.1****Yamaha R3
731/01**

TT Circuit Assen 4.542 m

**Pirelli Dutch Round, 21-23 April 2023
Lap Chart Race 2****3 / 3****Race Pace Comparison**

	80 Man	88 Bur	26 Fon	9 Erc	32 Kea	96 Vic	27 Mah	62 Yam	56 Arn	15 Str	46 Nov	85 Mar	77 Gon	57 Bua
1	2'04.257	2'03.319	2'03.197	2'03.427	2'03.088	2'03.568	2'03.025	2'03.887	2'04.713	2'04.572	2'04.052	2'05.012	2'05.934	2'05.916
2	1'56.970	1'57.755	1'57.444	1'57.083	1'57.645	1'57.258	1'57.263	1'58.232	1'57.540	1'57.376	1'58.226	1'57.731	1'58.320	1'58.795
3	1'56.289	1'56.585	1'56.203	1'56.935	1'56.443	1'57.323	1'56.792	1'56.125	1'56.724	1'56.865	1'56.243	1'56.549	1'58.338	1'58.135
4	1'55.800	1'55.869	1'56.295	1'56.472	1'56.564	1'55.957	1'56.928	1'55.978	1'55.818	1'55.857	1'55.905	1'57.811	1'58.972	1'58.377
5	1'56.669	1'56.867	1'56.979	1'56.341	1'56.894	1'56.768	1'56.501	1'56.718	1'56.516	1'56.894	1'56.643	1'59.610	1'58.979	1'58.957
6	1'56.983	1'56.808	1'57.235	1'57.151	1'56.866	1'56.711	1'57.119	1'56.876	1'56.661	1'56.535	1'57.135	2'01.695	1'57.909	1'58.557

	35 Kon	8 Fri	28 Ana	37 Bel	92 Pla
1	2'06.013	2'05.370	2'07.970	2'08.864	2'04.133
2	1'59.023	2'02.389	2'01.434	2'04.281	1'56.881
3	1'58.498	1'59.329	2'01.237	2'04.456	1'57.052
4	1'59.951	1'58.624	2'01.397	2'01.835	
5	2'00.378	1'58.042	2'01.336	2'00.730	
6	1'59.239	2'02.423	2'01.442	2'00.573	

22/04/2023

These data/results cannot be reproduced, stored and/or transmitted in whole or in part by any manner of electronic, mechanical, photocopying, recording, broadcasting or otherwise now known or herein after developed without the previous express consent by the copyright owner, except for reproduction in daily press and regular printed publications on sale to the public within 60 days of the event related to those data/results and always provided that copyright symbol appears together as follows below.

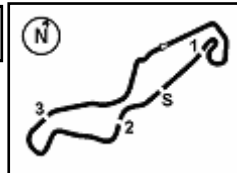
© DORNA WSBK ORGANIZATION Srl 2023

FICR PERUGIA TIMING





12.2

Yamaha R3
731/01

Pirelli Dutch Round, 21-23 April 2023

Best Sector & Speed Race 2

TT Circuit Assen 4.542 m

RESULTS

Pos	No	Name	Team	Laps
1	80	G. MANSO	Yamaha R3	Laps 6
2	88	E. BURR	Yamaha R3	0.236
3	26	K. FONTAINHA	Yamaha R3	0.386
4	9	E. ERCOLANI	Yamaha R3	0.442
5	32	K. KEANKUM	Yamaha R3	0.533
6	96	M. VICH	Yamaha R3	0.617
7	27	A. MAHENDRA	Yamaha R3	0.660
8	62	S. YAMANE	Yamaha R3	0.848
9	56	V. ARNAUD	Yamaha R3	1.004
10	15	C. STRINGHETTI	Yamaha R3	1.131
11	46	D. NOWAK	Yamaha R3	1.236
12	85	J. MARTIN	Yamaha R3	11.440
13	77	J. GONZALEZ	Yamaha R3	11.484
14	57	T. BUAPA	Yamaha R3	11.769
15	35	M. KONUK	Yamaha R3	16.134
16	8	L. FRIEH	Yamaha R3	19.209
17	28	P. ANASTASI	Yamaha R3	27.848
18	37	J. BELAK	Yamaha R3	33.771
RET	92	E. PLAINDOUX	Yamaha R3	3 Laps

SPEED

Pos	No	Name	Team	Speed
1	46	D. NOWAK	Yamaha R3	180,6
2	77	J. GONZALEZ	Yamaha R3	179,4
3	80	G. MANSO	Yamaha R3	179,1
4	15	C. STRINGHETTI	Yamaha R3	178,5
5	57	T. BUAPA	Yamaha R3	178,5
6	35	M. KONUK	Yamaha R3	178,2
7	62	S. YAMANE	Yamaha R3	177,9
8	8	L. FRIEH	Yamaha R3	176,8
9	92	E. PLAINDOUX	Yamaha R3	176,5
10	88	E. BURR	Yamaha R3	176,5
11	32	K. KEANKUM	Yamaha R3	175,6
12	27	A. MAHENDRA	Yamaha R3	175,6
13	96	M. VICH	Yamaha R3	175,3
14	37	J. BELAK	Yamaha R3	174,8
15	9	E. ERCOLANI	Yamaha R3	174,5
16	56	V. ARNAUD	Yamaha R3	174,5
17	85	J. MARTIN	Yamaha R3	172,2
18	28	P. ANASTASI	Yamaha R3	170,9
19	26	K. FONTAINHA	Yamaha R3	167,4

SEG. 1

Pos	No	Name	Time
1	96	M. VICH	36.856
2	9	E. ERCOLANI	36.873
3	32	K. KEANKUM	36.903
4	88	E. BURR	37.005
5	27	A. MAHENDRA	37.057
6	56	V. ARNAUD	37.064
7	26	K. FONTAINHA	37.109
8	80	G. MANSO	37.132
9	62	S. YAMANE	37.175
10	46	D. NOWAK	37.178
11	92	E. PLAINDOUX	37.286
12	15	C. STRINGHETTI	37.527
13	85	J. MARTIN	37.598
14	77	J. GONZALEZ	37.779
15	8	L. FRIEH	37.850
16	57	T. BUAPA	38.044
17	35	M. KONUK	38.204
18	37	J. BELAK	38.329
19	28	P. ANASTASI	38.858

SEG. 2

Pos	No	Name	Time
1	46	D. NOWAK	19.135
2	62	S. YAMANE	19.143
3	15	C. STRINGHETTI	19.150
4	92	E. PLAINDOUX	19.165
5	85	J. MARTIN	19.324
6	80	G. MANSO	19.395
7	88	E. BURR	19.419
8	96	M. VICH	19.434
9	35	M. KONUK	19.552
10	9	E. ERCOLANI	19.553
11	56	V. ARNAUD	19.560
12	26	K. FONTAINHA	19.573
13	32	K. KEANKUM	19.672
14	57	T. BUAPA	19.699
15	27	A. MAHENDRA	19.754
16	77	J. GONZALEZ	19.778
17	8	L. FRIEH	19.836
18	28	P. ANASTASI	19.979
19	37	J. BELAK	20.104

SEG. 3

Pos	No	Name	Time
1	62	S. YAMANE	31.657
2	46	D. NOWAK	31.780
3	32	K. KEANKUM	31.790
4	80	G. MANSO	31.808
5	88	E. BURR	31.915
6	9	E. ERCOLANI	31.948
7	15	C. STRINGHETTI	31.957
8	27	A. MAHENDRA	31.961
9	85	J. MARTIN	31.990
10	26	K. FONTAINHA	32.006
11	92	E. PLAINDOUX	32.058
12	96	M. VICH	32.077
13	56	V. ARNAUD	32.149
14	8	L. FRIEH	32.386
15	77	J. GONZALEZ	32.400
16	57	T. BUAPA	32.413
17	35	M. KONUK	32.972
18	37	J. BELAK	33.292
19	28	P. ANASTASI	33.574

SEG. 4

Pos	No	Name	Time
1	26	K. FONTAINHA	26.739
2	88	E. BURR	26.856
3	80	G. MANSO	26.934
4	56	V. ARNAUD	26.937
5	46	D. NOWAK	27.039
6	27	A. MAHENDRA	27.066
7	15	C. STRINGHETTI	27.111
8	96	M. VICH	27.153
9	62	S. YAMANE	27.259
10	77	J. GONZALEZ	27.276
11	9	E. ERCOLANI	27.315
12	32	K. KEANKUM	27.347
13	85	J. MARTIN	27.436
14	92	E. PLAINDOUX	27.469
15	35	M. KONUK	27.482
16	57	T. BUAPA	27.517
17	8	L. FRIEH	27.815
18	28	P. ANASTASI	28.007
19	37	J. BELAK	28.222

22/04/2023

These data/results cannot be reproduced, stored and/or transmitted in whole or in part by any manner of electronic, mechanical, photocopying, recording, broadcasting or otherwise now known or herein after developed without the previous express consent by the copyright owner, except for reproduction in daily press and regular printed publications on sale to the public within 60 days of the event related to those data/results and always provided that copyright symbol appears together as follows below.

© DORNA WSBK ORGANIZATION Srl 2023

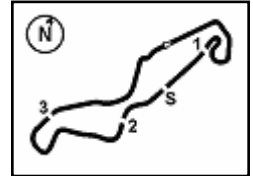
FICR PERUGIA TIMING





12.3

Yamaha R3
731/01



TT Circuit Assen 4.542 m

Pirelli Dutch Round, 21-23 April 2023 Chronological Analysis Race 2

Start at 16:35'14.300

1 / 2

1° 80 G. MANSO [1'55.800]							
Lap	Seg1	Seg2	Seg3	Seg4	Lap Time	km/h	Local Time
1		19.907	32.718	27.489	2'04.257	179,1	16:37'18.557
2	37.546	19.919	32.107	27.398	1'56.970	173,4	16:39'15.527
3	37.704	19.395	31.808	27.382	1'56.289	177,6	16:41'11.816
4	37.190	19.572	32.104	26.934	1'55.800	175,0	16:43'07.616
5	37.132	20.071	32.116	27.350	1'56.669	166,2	16:45'04.285
6	37.233	20.441	32.298	27.011	1'56.983	162,9	16:47'01.268
Race Time 11'46.968							

2° 88 E. BURR [1'55.869]							
Lap	Seg1	Seg2	Seg3	Seg4	Lap Time	km/h	Local Time
1		20.049	32.355	28.040	2'03.319	167,4	16:37'17.619
2	38.335	20.018	32.092	27.310	1'57.755	170,6	16:39'15.374
3	37.363	19.894	31.915	27.413	1'56.585	172,2	16:41'11.959
4	37.120	19.419	32.474	26.856	1'55.869	176,5	16:43'07.828
5	37.005	20.035	32.042	27.785	1'56.867	166,2	16:45'04.695
6	37.105	19.813	32.418	27.472	1'56.808	165,9	16:47'01.503
Race Time 11'47.203 + 0.001Pen							

3° 26 K. FONTAINHA [1'56.203]							
Lap	Seg1	Seg2	Seg3	Seg4	Lap Time	km/h	Local Time
1		20.125	32.250	28.008	2'03.197	162,7	16:37'17.497
2	37.836	19.573	32.025	28.010	1'57.444	167,4	16:39'14.941
3	37.476	19.982	32.006	26.739	1'56.203	164,4	16:41'11.144
4	37.109	20.038	32.329	26.819	1'56.295	166,2	16:43'07.439
5	37.404	20.232	32.160	27.183	1'56.979	166,9	16:45'04.418
6	37.224	20.184	32.375	27.452	1'57.235	165,4	16:47'01.653
Race Time 11'47.353 + 0.001Pen							

4° 9 E. ERCOLANI [1'56.341]							
Lap	Seg1	Seg2	Seg3	Seg4	Lap Time	km/h	Local Time
1		19.666	32.340	28.286	2'03.427	170,3	16:37'17.727
2	37.974	19.553	31.957	27.599	1'57.083	174,5	16:39'14.810
3	37.489	19.825	31.948	27.673	1'56.935	164,6	16:41'11.745
4	37.048	19.604	32.505	27.315	1'56.472	170,9	16:43'08.217
5	36.873	19.871	32.148	27.449	1'56.341	168,8	16:45'04.558
6	37.204	20.150	32.193	27.604	1'57.151	165,4	16:47'01.709
Race Time 11'47.409 + 0.001Pen							

5° 32 K. KEANKUM [1'56.443]							
Lap	Seg1	Seg2	Seg3	Seg4	Lap Time	km/h	Local Time
1		20.181	32.325	27.582	2'03.088	165,4	16:37'17.388
2	37.661	20.311	31.912	27.761	1'57.645	161,9	16:39'15.033
3	37.527	19.672	31.897	27.347	1'56.443	169,0	16:41'11.476
4	36.903	19.820	32.179	27.662	1'56.564	166,4	16:43'08.040
5	36.955	20.186	32.276	27.477	1'56.894	168,2	16:45'04.934
6	37.429	19.785	31.790	27.862	1'56.866	175,6	16:47'01.800
Race Time 11'47.500 + 0.001Pen							

6° 96 M. VICH [1'55.957]							
Lap	Seg1	Seg2	Seg3	Seg4	Lap Time	km/h	Local Time
1		20.130	32.190	27.841	2'03.568	173,4	16:37'17.868
2	37.732	20.138	32.235	27.153	1'57.258	172,0	16:39'15.126
3	37.961	19.820	32.077	27.465	1'57.323	174,8	16:41'12.449
4	36.856	19.434	32.463	27.204	1'55.957	174,8	16:43'08.406
5	37.126	19.872	32.175	27.595	1'56.768	175,3	16:45'05.174
6	37.007	20.052	32.116	27.536	1'56.711	171,4	16:47'01.885
Race Time 11'47.585							

7° 27 A. MAHENDRA [1'56.501]							
Lap	Seg1	Seg2	Seg3	Seg4	Lap Time	km/h	Local Time
1		20.543	32.235	27.501	2'03.025	155,8	16:37'17.325
2	37.890	19.847	31.961	27.565	1'57.263	165,6	16:39'14.588
3	37.614	20.109	32.003	27.066	1'56.792	163,1	16:41'11.380
4	37.151	19.754	32.412	27.611	1'56.928	169,0	16:43'08.308
5	37.057	19.956	32.063	27.425	1'56.501	175,6	16:45'04.809

8° 62 S. YAMANE [1'55.978]							
Lap	Seg1	Seg2	Seg3	Seg4	Lap Time	km/h	Local Time
1		20.054	32.259	27.834	2'03.887	170,6	16:37'18.187
2	38.967	19.564	32.353	27.348	1'58.232	175,6	16:39'16.419
3	37.452	19.552	31.657	27.464	1'56.125	170,1	16:41'12.544
4	37.262	19.143	32.314	27.259	1'55.978	176,8	16:43'08.522
5	37.175	19.837	32.237	27.469	1'56.718	177,3	16:45'05.240
6	37.369	19.834	32.072	27.601	1'56.876	177,9	16:47'02.116
Race Time 11'47.816							

9° 56 V. ARNAUD [1'55.818]							
Lap	Seg1	Seg2	Seg3	Seg4	Lap Time	km/h	Local Time
1		19.887	32.935	27.318	2'04.713	173,9	16:37'19.013
2	37.495	19.970	32.472	27.603	1'57.540	171,7	16:39'16.553
3	37.573	19.646	32.194	27.311	1'56.724	174,2	16:41'13.277
4	37.064	19.668	32.149	26.937	1'55.818	171,2	16:43'09.095
5	37.236	19.560	32.419	27.301	1'56.516	171,2	16:45'05.611
6	37.464	19.586	32.606	27.005	1'56.661	174,5	16:47'02.272
Race Time 11'47.972							

10° 15 C. STRINGHETTI [1'55.857]							
Lap	Seg1	Seg2	Seg3	Seg4	Lap Time	km/h	Local Time
1		19.948	32.848	27.483	2'04.572	173,1	16:37'18.872
2	37.954	19.677	32.365	27.380	1'57.376	178,5	16:39'16.248
3	38.503	19.294	31.957	27.111	1'56.865	174,8	16:41'13.113
4	37.569	19.150	31.977	27.161	1'55.857	177,0	16:43'08.970
5	37.527	19.236	32.446	27.685	1'56.894	175,3	16:45'05.864
6	37.664	19.215	32.505	27.151	1'56.535	175,3	16:47'02.399
Race Time 11'48.099							

11° 46 D. NOWAK [1'55.905]							
Lap	Seg1	Seg2	Seg3	Seg4	Lap Time	km/h	Local Time
1		19.844	32.222	27.915	2'04.052	179,1	16:37'18.352
2	38.614	19.642	32.410	27.560	1'58.226	180,6	16:39'16.578
3	37.638	19.360	31.780	27.465	1'56.243	176,2	16:41'12.821
4	37.215	19.135	32.172	27.383	1'55.905	177,0	16:43'08.726
5	37.178	19.691	32.251	27.523	1'56.643	178,5	16:45'05.369
6	37.474	19.739	32.883	27.039	1'57.135	180,6	16:47'02.504
Race Time 11'48.204							

12° 85 J. MARTIN [1'56.549]							
Lap	Seg1	Seg2	Seg3	Seg4	Lap Time	km/h	Local Time
1		20.255	32.837	27.825	2'05.012	171,4	16:37'19.312
2	38.067	19.642	32.443	27.579	1'57.731	169,5	16:39'17.043
3	37.799	19.324	31.990	27.436	1'56.549	172,2	16:41'13.592
4	37.598	19.535	32.886	27.792	1'57.811	168,2	16:43'11.403
5	38.252	19.919	33.343	28.096	1'59.610	163,4	16:45'11.013
6	39.211	20.490	33.643	28.351	2'01.695	158,8	16:47'12.708
Race Time 11'58.408							

13° 77 J. GONZALEZ [1'57.909]							
Lap	Seg1	Seg2	Seg3	Seg4	Lap Time	km/h	Local Time
1		19.949	32.970	27.780	2'05.934	179,4	16:37'20.234
2	38.058	19.778	32.698	27.786	1'58.320	171,7	16:39'18.554
3	37.991	19.940	32.400	28.007	1'58.338	169,8	16:41'16.892
4	37.871	20.062	32.854	28.185	1'58.972	166,9	16:43'15.864
5	37.971	19.918	33.007	28.083	1'58.979	166,9	16:45'14.843
6	37.779	20.383	32.471	27.276	1'57.909	162,2	16:47'12.752
Race Time 11'58.452							

14° 57 T. BUAPA [1'58.135]							
Lap	Seg1	Seg2	Seg3	Seg4	Lap Time	km/h	Local Time
1		19.699	32.805	28.480	2'05.916	178,5	16:37'20.216
2	38.689	20.094	32.495	27.517	1'58.795	170,3	16:39'19.011
3	38.121	19.935	32.413	27.666	1'58.135	170,1	16:41'17.146

22/04/2023

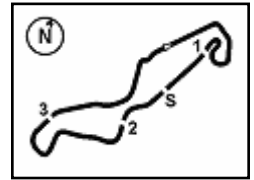
P = Pits In/Out - C = Lap Time Cancelled

These data/results cannot be reproduced, stored and/or transmitted in whole or in part by any manner of electronic, mechanical, photocopying, recording, broadcasting or otherwise now known or herein after developed without the previous express consent by the copyright owner, except for reproduction in daily press and regular printed publications on sale to the public within 60 days of the event related to those data/results and always provided that copyright symbol appears together as follows below.

© DORNA WSBK ORGANIZATION Srl 2023

FICR PERUGIA TIMING



**12.3****Yamaha R3
731/01**

TT Circuit Assen 4.542 m

2 / 2

Pirelli Dutch Round, 21-23 April 2023 Chronological Analysis Race 2

Start at 16:35'14.300

4	38.044	19.886	32.632	27.815	1'58.377	170,3	16:43'15.523
5	38.200	20.162	32.776	27.819	1'58.957	165,6	16:45'14.480
6	38.079	20.205	32.526	27.747	1'58.557	164,4	16:47'13.037

Race Time 11'58.737

15° 35 M. KONUK [1'58.498]							
Lap	Seg.1	Seg.2	Seg.3	Seg.4	Lap Time	km/h	Local Time
1		19.845	33.140	27.940	2'06.013	178,2	16:37'20.313
2	38.828	19.603	33.035	27.557	1'59.023	174,8	16:39'19.336
3	38.204	19.552	33.260	27.482	1'58.498	172,8	16:41'17.834
4	38.763	19.849	33.241	28.098	1'59.951	167,2	16:43'17.785
5	38.641	20.096	33.547	28.094	2'00.378	165,9	16:45'18.163
6	38.391	19.987	32.972	27.889	1'59.239	163,6	16:47'17.402

Race Time 12'03.102

16° 8 L. FRIEH [1'58.042]							
Lap	Seg.1	Seg.2	Seg.3	Seg.4	Lap Time	km/h	Local Time
1		20.013	32.759	27.815	2'05.370	176,8	16:37'19.670
2	41.005	19.882	32.851	28.651	2'02.389	168,2	16:39'22.059
3	38.497	19.973	32.780	28.079	1'59.329	166,7	16:41'21.388
4	38.025	19.906	32.782	27.911	1'58.624	166,2	16:43'20.012
5	37.850	19.836	32.386	27.970	1'58.042	166,7	16:45'18.054
6	40.973	20.010	32.600	28.840	2'02.423	164,6	16:47'20.477

Race Time 12'06.177

17° 28 P. ANASTASI [2'01.237]							
Lap	Seg.1	Seg.2	Seg.3	Seg.4	Lap Time	km/h	Local Time
1		19.979	34.164	28.007	2'07.970	170,9	16:37'22.270
2	39.304	20.201	33.574	28.355	2'01.434	167,2	16:39'23.704
3	39.346	20.133	33.728	28.030	2'01.237	165,4	16:41'24.941
4	39.104	20.144	33.961	28.188	2'01.397	163,4	16:43'26.338
5	39.034	20.514	33.688	28.100	2'01.336	161,9	16:45'27.674
6	38.858	20.539	33.860	28.185	2'01.442	161,0	16:47'29.116

Race Time 12'14.816

18° 37 J. BELAK [2'00.573]							
Lap	Seg.1	Seg.2	Seg.3	Seg.4	Lap Time	km/h	Local Time
1		20.104	33.945	28.728	2'08.864	174,8	16:37'23.164
2	41.288	20.697	33.676	28.620	2'04.281	165,9	16:39'27.445
3	41.161	20.739	33.795	28.761	2'04.456	163,9	16:41'31.901
4	38.765	20.507	33.974	28.589	2'01.835	163,9	16:43'33.736
5	38.458	20.604	33.446	28.222	2'00.730	162,7	16:45'34.466
6	38.329	20.678	33.292	28.274	2'00.573	162,7	16:47'35.039

Race Time 12'20.739

RET 92 E. PLAINDOUX [1'56.881]							
Lap	Seg.1	Seg.2	Seg.3	Seg.4	Lap Time	km/h	Local Time
1		19.932	32.237	28.154	2'04.133	173,4	16:37'18.433
2	37.577	19.504	32.331	27.469	1'56.881	176,5	16:39'15.314
3	37.877	19.612	32.058	27.505	1'57.052	175,3	16:41'12.366

Race Time 5'58.066

22/04/2023

P = Pits In/Out - C = Lap Time Cancelled

These data/results cannot be reproduced, stored and/or transmitted in whole or in part by any manner of electronic, mechanical, photocopying, recording, broadcasting or otherwise now known or herein after developed without the previous express consent by the copyright owner, except for reproduction in daily press and regular printed publications on sale to the public within 60 days of the event related to those data/results and always provided that copyright symbol appears together as follows below.

© DORNA WSBK ORGANIZATION Srl 2023

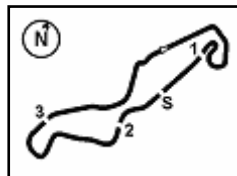
FICR PERUGIA TIMING





12.4

Yamaha R3
731/01



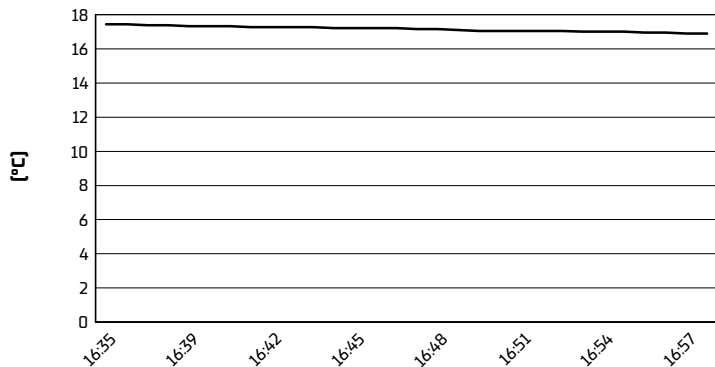
TT Circuit Assen 4.542 m

Pirelli Dutch Round, 21-23 April 2023

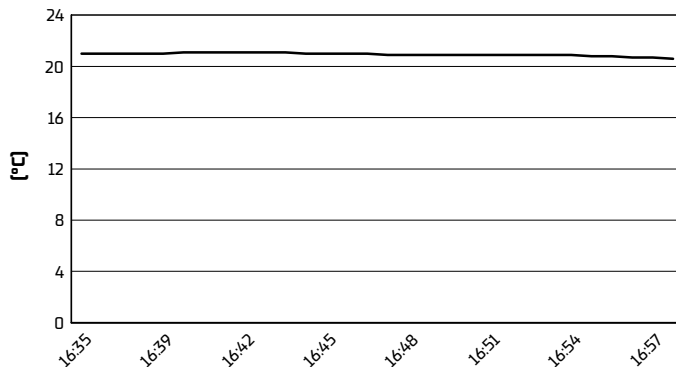
Weather Report Race 2

Session started 16:35 - Session ended 16:58

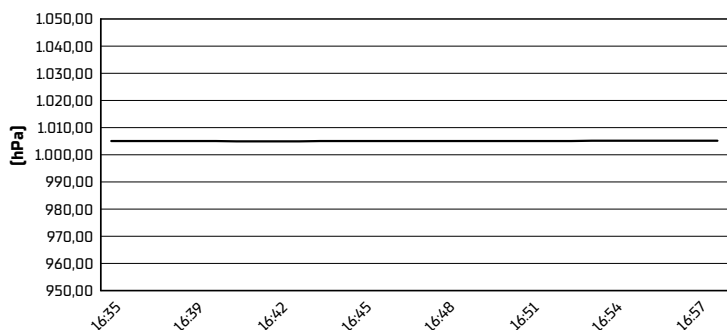
Air Temperature



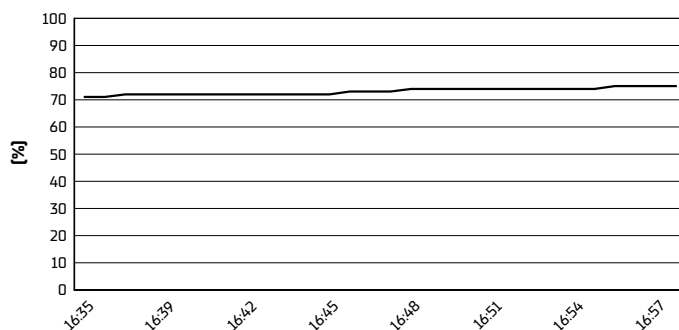
Track Temperature



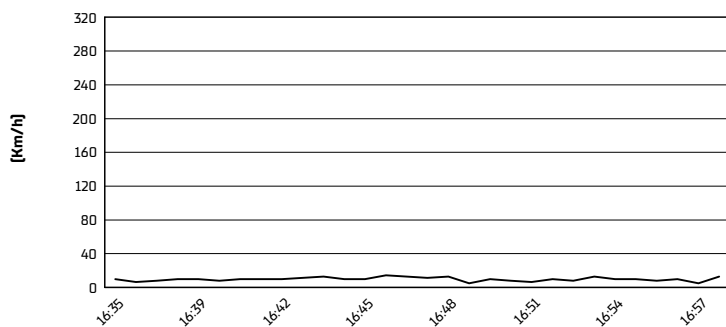
Air Pressure



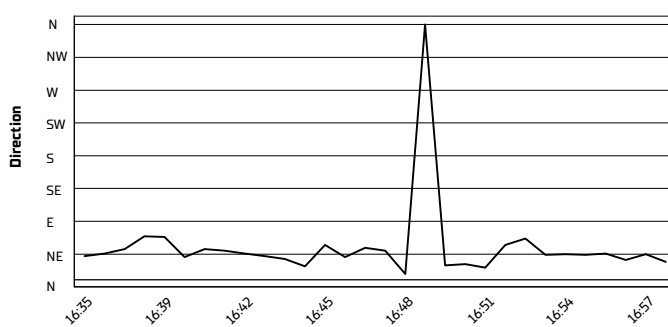
Humidity



Wind Speed



Wind Direction



22/04/2023

These data/results cannot be reproduced, stored and/or transmitted in whole or in part by any manner of electronic, mechanical, photocopying, recording, broadcasting or otherwise now known or herein after developed without the previous express consent by the copyright owner, except for reproduction in daily press and regular printed publications on sale to the public within 60 days of the event related to those data/results and always provided that copyright symbol appears together as follows below.

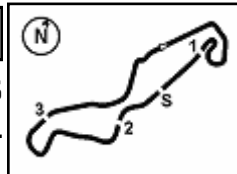
© DORNA WSBK ORGANIZATION Srl 2023

FICR PERUGIA TIMING





12.5

Yamaha R3
731/01

Pirelli Dutch Round, 21-23 April 2023

Best Laps & Speed

TT Circuit Assen 4.542 m

No.	Rider Bike	Nat	Best Lap		FP		SP		RC1		RC2							
			LL	SPD	LL	SPD	LL	SPD	LL	SPD	LL	SPD						
1	80 G. MANSO Yamaha R3	BRA	1'54.726 17 179,1		1'54.726 11 171,9						1'55.800 6 179,1							
2	15 C. STRINGHETTI Yamaha R3	ITA	1'54.749 45 178,5		1'56.762 14 177,3		1'56.498 15 177,6		1'54.749 10 177,6		1'55.857 6 178,5							
3	27 A. MAHENDRA Yamaha R3	INA	1'54.831 43 179,1		1'55.686 13 172,8		1'54.831 14 173,6		1'55.579 10 179,1		1'56.501 6 175,6							
4	26 K. FONTAINHA Yamaha R3	BRA	1'54.916 44 179,1		1'56.633 13 171,9		1'55.005 15 175,0		1'54.916 10 179,1		1'56.203 6 167,4							
5	46 D. NOWAK Yamaha R3	POL	1'55.168 45 181,5		1'57.615 15 173,3		1'56.087 16 178,5		1'55.168 8 181,5		1'55.905 6 180,6							
6	8 L. FRIEH Yamaha R3	FRA	1'55.195 45 177,0		1'58.485 14 173,6		1'57.229 15 174,4		1'55.195 10 177,0		1'58.042 6 176,7							
7	88 E. BURR Yamaha R3	BRA	1'55.216 44 178,2		1'56.433 13 172,2		1'55.216 15 176,7		1'55.432 10 178,2		1'55.869 6 176,4							
8	92 E. PLAINDOUX Yamaha R3	FRA	1'55.314 42 180,6		1'56.770 14 177,3		1'55.426 15 177,3		1'55.314 10 180,6		1'56.881 3 176,4							
9	9 E. ERCOLANI Yamaha R3	ITA	1'55.331 45 174,4		1'56.535 14 172,8		1'55.334 15 172,5		1'55.331 10 173,9		1'56.341 6 174,4							
10	96 M. VICH Yamaha R3	ESP	1'55.385 44 179,1		1'57.236 13 174,4		1'55.401 15 174,1		1'55.385 10 179,1		1'55.957 6 175,3							
11	32 K. KEANKUM Yamaha R3	THA	1'55.578 44 178,8		1'57.459 14 174,7		1'55.593 14 175,6		1'55.578 10 178,8		1'56.443 6 175,6							
12	56 V. ARNAUD Yamaha R3	FRA	1'55.705 41 178,2		1'57.361 14 171,4		1'57.323 11 174,4		1'55.705 10 178,2		1'55.818 6 174,4							
13	62 S. YAMANE Yamaha R3	JPN	1'55.978 35 179,4		1'57.154 12 176,4		1'56.046 7 176,7		1'56.471 10 179,4		1'55.978 6 177,9							
14	85 J. MARTIN Yamaha R3	AUS	1'56.540 46 173,0		2'00.721 14 169,2		1'57.007 16 172,5		1'56.540 10 173,0		1'56.549 6 172,2							
15	57 T. BUAPA Yamaha R3	THA	1'56.780 30 179,1		1'57.555 14 173,3				1'56.780 10 179,1		1'58.135 6 178,5							
16	35 M. KONUK Yamaha R3	TUR	1'57.738 37 178,2		1'59.754 13 171,1		1'57.738 8 171,1		1'58.305 10 177,6		1'58.498 6 178,2							
17	77 J. GONZALEZ Yamaha R3	COL	1'57.885 36 179,4		1'58.804 14 174,1		1'57.885 16 174,4				1'57.909 6 179,4							
18	28 P. ANASTASI Yamaha R3	SUI	1'58.170 45 173,3		1'58.170 13 172,5		1'59.425 16 173,3		1'59.055 10 172,8		2'01.237 6 170,8							
19	37 J. BELAK Yamaha R3	POL	1'59.105 46 175,0		2'00.571 14 170,8		1'59.105 16 174,1		1'59.615 10 175,0		2'00.573 6 174,7							

22/04/2023

These data/results cannot be reproduced, stored and/or transmitted in whole or in part by any manner of electronic, mechanical, photocopying, recording, broadcasting or otherwise now known or herein after developed without the previous express consent by the copyright owner, except for reproduction in daily press and regular printed publications on sale to the public within 60 days of the event related to those data/results and always provided that copyright symbol appears together as follows below.

© DORNA WSBK ORGANIZATION Srl 2023

FICR PERUGIA TIMING



DORNA