4

Yamaha R3

731/01

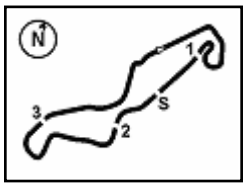

TT Circuit Assen 4.542 m

Pirelli Dutch Round, 21-23 April 2023

Results Superpole

	No.	Rider	Nat	Team	Bike	Time	Gap	Rel.	Laps	Speed Avg	Speed Max
1	27	A. MAHENDRA	INA	Yamaha bLU cRU Racing Indonesia	Yamaha R3	1'54.831			14	142,394	173,6
2	26	K. FONTAINHA	BRA	Yamaha AD78 Team Latin America	Yamaha R3	1'55.005	0.174	0.174	15	142,178	175,0
3	88	E. BURR	BRA	Yamaha AD78 Team Latin America	Yamaha R3	1'55.216	0.385	0.211	15	141,918	176,8
4	9	E. ERCOLANI	ITA	Yamaha bLU cRU Italy	Yamaha R3	1'55.334	0.503	0.118	15	141,773	172,5
5	96	M. VICH	ESP	DS Racing School	Yamaha R3	1'55.401	0.570	0.067	15	141,690	174,2
6	92	E. PLAINDOUX	FRA	Yamaha bLU cRU Motor France	Yamaha R3	1'55.426	0.595	0.025	15	141,660	177,3
7	32	K. KEANKUM	THA	Yamaha bLU cRU Thailand	Yamaha R3	1'55.593	0.762	0.167	14	141,455	175,6
8	62	S. YAMANE	JPN	bLU cRU Yamaha Racing Japan	Yamaha R3	1'56.046	1.215	0.453	7	140,903	176,8
9	46	D. NOWAK	POL	Szkopek Team	Yamaha R3	1'56.087	1.256	0.041	16	140,853	178,5
10	15	C. STRINGHETTI	ITA	Project 109	Yamaha R3	1'56.498	1.667	0.411	15	140,356	177,6
11	85	J. MARTIN	AUS	Yamaha bLU cRU Team Australia	Yamaha R3	1'57.007	2.176	0.509	16	139,745	172,5
12	8	L. FRIEH	FRA	FT Racing Academy	Yamaha R3	1'57.229	2.398	0.222	15	139,481	174,5
13	56	V. ARNAUD	FRA	VAL56 Speed Racing	Yamaha R3	1'57.323	2.492	0.094	11	139,369	174,5
14	35	M. KONUK	TUR	Turkiye Racing Team	Yamaha R3	1'57.738	2.907	0.415	8	138,878	171,2
15	77	J. GONZALEZ	COL	Yamaha AD78 Team Latin America	Yamaha R3	1'57.885	3.054	0.147	16	138,705	174,5
16	37	J. BELAK	POL	Szkopek Team	Yamaha R3	1'59.105	4.274	1.220	16	137,284	174,2
17	28	P. ANASTASI	SUI	DS Racing School	Yamaha R3	1'59.425	4.594	0.320	16	136,916	173,4
				——— Not Qualified ———							
NQ	80	G. MANSO	BRA	Yamaha AD78 Team Latin America	Yamaha R3				2		172,0
NQ	57	T. BUAPA	THA	Yamaha bLU cRU Thailand	Yamaha R3				0		170,1

Qualifying Lap Time (115% of 1'54.831): 2'12.056

AIR	Humidity:	38%	Temp:	20°C
TRACK	Condition:	Dry	Temp:	21°C

Records	Pole	(SP)	2021	J.Giral	1'52.567	145,260	Km/h
	Race	(RC2)	2022	D.Bergamini	1'53.942	143,500	Km/h
	All Times	(SP)	2021	J.Giral	1'52.567	145,260	Km/h

	Start	End
21/04/2023	17:00	17:52

The results are provisional until the end of the time limit for protests and appeals and the completion of the technical checks.

These data/results cannot be reproduced, stored and/or transmitted in whole or in part by any manner of electronic, mechanical, photocopying, recording, broadcasting or otherwise now known or herein after developed without the previous express consent by the copyright owner, except for reproduction in daily press and regular printed publications on sale to the public within 60 days of the event related to those data/results and always provided that copyright symbol appears together as follows below.
© DORNA WSBK ORGANIZATION Srl 2023

4

Yamaha R3

731/01

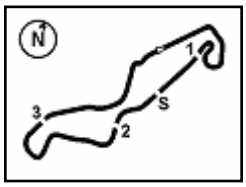

TT Circuit Assen 4.542 m

Pirelli Dutch Round, 21-23 April 2023

Results Superpole

Session Highlights

Local Time	No.	Rider	Description
17.00.00			Start
17.04.30	57	T. **BUAPA**	Crashed - Turn 7
17.04.59			RED FLAG
17.15.00			Session Restart
17.18.29	80	G. **MANSO**	Crashed - Turn 7
17.18.57			RED FLAG
17.29.00			Session Restart
17.38.07	62	S. **YAMANE**	Crashed - Turn 3
17.38.08	35	M. **KONUK**	Crashed - Turn 3
17.41.29	56	V. **ARNAUD**	Crashed - Turn 1
17.41.59	56	V. **ARNAUD**	Re-joined
17.43.58	56	V. **ARNAUD**	Technical Problem
17.47.38	27	A. **MAHENDRA**	Lap Cancelled (2'02.774) - Yellow Flag - Turn 3
17.47.43	9	E. **ERCOLANI**	Lap Cancelled (1'59.497) - Yellow Flag - Turn 3
17.47.48	32	K. **KEANKUM**	Lap Cancelled (2'00.887) - Yellow Flag - Turn 3
17.47.51	96	M. **VICH**	Lap Cancelled (2'00.489) - Yellow Flag - Turn 3
17.47.56	92	E. **PLAINDOUX**	Lap Cancelled (1'59.555) - Yellow Flag - Turn 3
17.48.01	85	J. **MARTIN**	Lap Cancelled (1'58.490) - Yellow Flag - Turn 3
17.48.06	28	P. **ANASTASI**	Lap Cancelled (2'02.189) - Yellow Flag - Turn 3
17.48.11	15	C. **STRINGHETTI**	Lap Cancelled (1'55.917) - Yellow Flag - Turn 3
17.49.03	8	L. **FRIEH**	Lap Cancelled (2'00.986) - Yellow Flag - Turn 1
17.49.08	77	J. **GONZALEZ**	Lap Cancelled (2'00.873) - Yellow Flag - Turn 1
17.49.12	37	J. **BELAK**	Lap Cancelled (2'00.219) - Yellow Flag - Turn 1
17.49.17	28	P. **ANASTASI**	Lap Cancelled (2'01.510) - Yellow Flag - Turn 1
17.49.22	32	K. **KEANKUM**	Lap Cancelled (2'05.449) - Yellow Flag - Turn 1
17.49.27	27	A. **MAHENDRA**	Lap Cancelled (2'07.646) - Yellow Flag - Turn 1
17.49.48	96	M. **VICH**	Lap Cancelled (2'07.738) - Yellow Flag - Turn 1
17.49.53	9	E. **ERCOLANI**	Lap Cancelled (2'02.460) - Yellow Flag - Turn 1
17.49.58	92	E. **PLAINDOUX**	Lap Cancelled (2'07.332) - Yellow Flag - Turn 1
17.49.59	85	J. **MARTIN**	Lap Cancelled (2'04.220) - Yellow Flag - Turn 1
17.50.04	15	C. **STRINGHETTI**	Lap Cancelled (2'04.296) - Yellow Flag - Turn 1
17.50.09	26	K. **FONTAINHA**	Lap Cancelled (2'16.350) - Yellow Flag - Turn 1
17.52.17			End Of Session

Fastest Laps Sequence

No.	Rider	Nat	Team	Bike	Local Time	Time	Gap	Avg
77	J. **GONZALEZ**	COL	Yamaha AD78 Team Latin America	Yamaha R3	17:04'05.897	**2'00.749**		135,415
15	C. **STRINGHETTI**	ITA	Project 109	Yamaha R3	17:04'35.496	**1'58.536**	-2.213	137,943
26	K. **FONTAINHA**	BRA	Yamaha AD78 Team Latin America	Yamaha R3	17:33'07.939	**1'56.377**	-2.159	140,502
27	A. **MAHENDRA**	INA	Yamaha bLU cRU Racing Indonesia	Yamaha R3	17:33'25.593	**1'55.988**	-0.389	140,973
27	A. **MAHENDRA**	INA	Yamaha bLU cRU Racing Indonesia	Yamaha R3	17:35'20.898	**1'55.305**	-0.683	141,808
26	K. **FONTAINHA**	BRA	Yamaha AD78 Team Latin America	Yamaha R3	17:47'18.369	**1'55.042**	-0.263	142,132
27	A. **MAHENDRA**	INA	Yamaha bLU cRU Racing Indonesia	Yamaha R3	17:49'17.033	**1'54.831**	-0.211	142,394

	Start	End	The results are provisional until the end of the time limit for protests and appeals
21/04/2023	17:00	17:52	and the completion of the technical checks.

These data/results cannot be reproduced, stored and/or transmitted in whole or in part by any manner of electronic, mechanical, photocopying, recording, broadcasting or otherwise now known or herein after developed without the previous express consent by the copyright owner, except for reproduction in daily press and regular printed publications on sale to the public within 60 days of the event related to those data/results and always provided that copyright symbol appears together as follows below.
© DORNA WSBK ORGANIZATION Srl 2023

5

Yamaha R3

731/01

REVISED

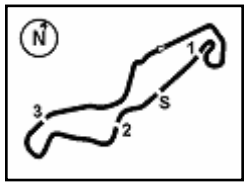

TT Circuit Assen 4.542 m

Pirelli Dutch Round, 21–23 April 2023

Starting Grid - Race 1 (10 Laps x 4,542 km = 45,420 km)

1	1	27 MAHENDRA A.	Yamaha	1'54.831
	2	26 FONTAINHA K.	Yamaha	1'55.005
	3	88 BURR E.	Yamaha	1'55.216
2	4	9 ERCOLANI E.	Yamaha	1'55.334
	5	96 VICH M.	Yamaha	1'55.401
	6	92 PLAINDOUX E.	Yamaha	1'55.426
3	7	32 KEANKUM K.	Yamaha	1'55.593
	8	62 YAMANE S.	Yamaha	1'56.046
	9	46 NOWAK D.	Yamaha	1'56.087
4	10	15 STRINGHETTI C.	Yamaha	1'56.498
	11	85 MARTIN J.	Yamaha	1'57.007
	12	8 FRIEH L.	Yamaha	1'57.229
5	13	56 ARNAUD V.	Yamaha	1'57.323
	14	35 KONUK M.	Yamaha	1'57.738
	15	77 GONZALEZ J.	Yamaha	1'57.885
6	16	37 BELAK J.	Yamaha	1'59.105
	17	28 ANASTASI P.	Yamaha	1'59.425
	18	57 BUAPA T.	Yamaha	

N.35 (Konuk M.) and 62 (Yamane S.) have been penalized by 2xLLP for Irresponsible Riding
N.57 (Buapa T.) are allowed to start the race according to Art. 1.15.6 (FPs)
N.80 (Manso G.) will not take part in the race. Declared unfit after SP

21/04/2023 The Race Director .....

These data/results cannot be reproduced, stored and/or transmitted in whole or in part by any manner of electronic, mechanical, photocopying, recording, broadcasting or otherwise now known or herein after developed without the previous express consent by the copyright owner, except for reproduction in daily press and regular printed publications on sale to the public within 60 days of the event related to those data/results and always provided that copyright symbol appears together as follows below. © DORNA WSBK ORGANIZATION Srl 2023

6.1

Yamaha R3

731/01

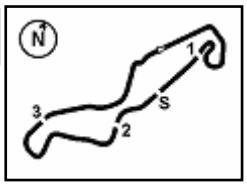

TT Circuit Assen 4.542 m

Pirelli Dutch Round, 21-23 April 2023

Best Sector & Speed Superpole

BEST LAP

1	27	A. MAHENDRA	Yamaha R3	1'54.831
2	26	K. FONTAINHA	Yamaha R3	1'55.005
3	88	E. BURR	Yamaha R3	1'55.216
4	9	E. ERCOLANI	Yamaha R3	1'55.334
5	96	M. VICH	Yamaha R3	1'55.401
6	92	E. PLAINDOUX	Yamaha R3	1'55.426
7	32	K. KEANKUM	Yamaha R3	1'55.593
8	62	S. YAMANE	Yamaha R3	1'56.046
9	46	D. NOWAK	Yamaha R3	1'56.087
10	15	C. STRINGHETTI	Yamaha R3	1'56.498
11	85	J. MARTIN	Yamaha R3	1'57.007
12	8	L. FRIEH	Yamaha R3	1'57.229
13	56	V. ARNAUD	Yamaha R3	1'57.323
14	35	M. KONUK	Yamaha R3	1'57.738
15	77	J. GONZALEZ	Yamaha R3	1'57.885
16	37	J. BELAK	Yamaha R3	1'59.105
17	28	P. ANASTASI	Yamaha R3	1'59.425
18	57	T. BUAPA	Yamaha R3	
19	80	G. MANSO	Yamaha R3	

SPEED

1	46	D. NOWAK	Yamaha R3	178,5
2	15	C. STRINGHETTI	Yamaha R3	177,6
3	92	E. PLAINDOUX	Yamaha R3	177,3
4	88	E. BURR	Yamaha R3	176,8
5	62	S. YAMANE	Yamaha R3	176,8
6	32	K. KEANKUM	Yamaha R3	175,6
7	26	K. FONTAINHA	Yamaha R3	175,0
8	8	L. FRIEH	Yamaha R3	174,5
9	77	J. GONZALEZ	Yamaha R3	174,5
10	56	V. ARNAUD	Yamaha R3	174,5
11	37	J. BELAK	Yamaha R3	174,2
12	96	M. VICH	Yamaha R3	174,2
13	27	A. MAHENDRA	Yamaha R3	173,6
14	28	P. ANASTASI	Yamaha R3	173,4
15	85	J. MARTIN	Yamaha R3	172,5
16	9	E. ERCOLANI	Yamaha R3	172,5
17	80	G. MANSO	Yamaha R3	172,0
18	35	M. KONUK	Yamaha R3	171,2
19	57	T. BUAPA	Yamaha R3	170,1

SEG. 1

1	26	K. FONTAINHA	36.570
2	27	A. MAHENDRA	36.694
3	62	S. YAMANE	36.974
4	88	E. BURR	37.017
5	9	E. ERCOLANI	37.020
6	96	M. VICH	37.089
7	32	K. KEANKUM	37.124
8	80	G. MANSO	37.136
9	15	C. STRINGHETTI	37.161
10	46	D. NOWAK	37.183
11	92	E. PLAINDOUX	37.367
12	56	V. ARNAUD	37.433
13	85	J. MARTIN	37.566
14	35	M. KONUK	37.604
15	8	L. FRIEH	37.811
16	77	J. GONZALEZ	37.950
17	37	J. BELAK	38.069
18	28	P. ANASTASI	38.255
19	57	T. BUAPA	40.062

SEG. 2

1	88	E. BURR	18.783
2	26	K. FONTAINHA	18.871
3	92	E. PLAINDOUX	18.922
4	9	E. ERCOLANI	18.992
5	32	K. KEANKUM	19.040
6	46	D. NOWAK	19.077
7	96	M. VICH	19.084
8	27	A. MAHENDRA	19.086
9	85	J. MARTIN	19.094
10	62	S. YAMANE	19.160
11	8	L. FRIEH	19.168
12	77	J. GONZALEZ	19.195
13	15	C. STRINGHETTI	19.208
14	35	M. KONUK	19.218
15	56	V. ARNAUD	19.425
16	37	J. BELAK	19.486
17	28	P. ANASTASI	19.770
18	80	G. MANSO	19.952
19	57	T. BUAPA	20.377

SEG. 3

1	27	A. MAHENDRA	31.121
2	9	E. ERCOLANI	31.123
3	88	E. BURR	31.185
4	26	K. FONTAINHA	31.194
5	62	S. YAMANE	31.261
6	15	C. STRINGHETTI	31.323
7	92	E. PLAINDOUX	31.416
8	96	M. VICH	31.433
9	32	K. KEANKUM	31.513
10	80	G. MANSO	31.659
11	8	L. FRIEH	31.698
12	46	D. NOWAK	31.791
13	85	J. MARTIN	31.831
14	37	J. BELAK	31.972
15	35	M. KONUK	31.973
16	77	J. GONZALEZ	31.979
17	56	V. ARNAUD	31.999
18	28	P. ANASTASI	32.597
19	57	T. BUAPA	37.979

SEG. 4

1	96	M. VICH	27.271
2	62	S. YAMANE	27.429
3	92	E. PLAINDOUX	27.461
4	32	K. KEANKUM	27.569
5	27	A. MAHENDRA	27.628
6	88	E. BURR	27.686
7	26	K. FONTAINHA	27.778
8	9	E. ERCOLANI	27.940
9	8	L. FRIEH	27.953
10	15	C. STRINGHETTI	27.956
11	80	G. MANSO	27.968
12	46	D. NOWAK	27.987
13	85	J. MARTIN	28.011
14	56	V. ARNAUD	28.039
15	35	M. KONUK	28.060
16	28	P. ANASTASI	28.405
17	77	J. GONZALEZ	28.458
18	37	J. BELAK	28.663
19	57	T. BUAPA	30.221

21/04/2023

These data/results cannot be reproduced, stored and/or transmitted in whole or in part by any manner of electronic, mechanical, photocopying, recording, broadcasting or otherwise now known or herein after developed without the previous express consent by the copyright owner, except for reproduction in daily press and regular printed publications on sale to the public within 60 days of the event related to those data/results and always provided that copyright symbol appears together as follows below.
© DORNA WSBK ORGANIZATION Srl 2023

6.2

Yamaha R3

731/01

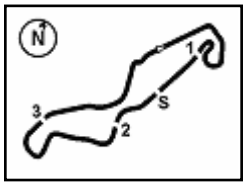

Pirelli Dutch Round, 21-23 April 2023

Ideal Time Superpole

TT Circuit Assen 4.542 m

	No.	Rider	Nat	Bike	Seg. 1 Diff. 1	Seg. 2 Diff. 2	Seg. 3 Diff. 3	Seg. 4 Diff. 4	Ideal Time Best Lap	Pos.	Diff.
1	**26**	K. **FONTAINHA**	BRA	Yamaha R3	**36.570**	18.871	31.194 +0.081	27.778 +0.511	**1'54.413** 1'55.005	2	0.592
2	**27**	A. **MAHENDRA**	INA	Yamaha R3	36.694	19.086 +0.038	**31.121**	27.628 +0.264	**1'54.529** 1'54.831	1	0.302
3	**88**	E. **BURR**	BRA	Yamaha R3	37.017	**18.783**	31.185	27.686 +0.545	**1'54.671** 1'55.216	3	0.545
4	**62**	S. **YAMANE**	JPN	Yamaha R3	36.974 +0.899	19.160 +0.323	31.261	27.429	**1'54.824** 1'56.046	8	1.222
5	**96**	M. **VICH**	ESP	Yamaha R3	37.089	19.084 +0.057	31.433 +0.109	**27.271** +0.358	**1'54.877** 1'55.401	5	0.524
6	**9**	E. **ERCOLANI**	ITA	Yamaha R3	37.020 +0.113	18.992	31.123	27.940 +0.146	**1'55.075** 1'55.334	4	0.259
7	**92**	E. **PLAINDOUX**	FRA	Yamaha R3	37.367 +0.260	18.922	31.416	27.461	**1'55.166** 1'55.426	6	0.260
8	**32**	K. **KEANKUM**	THA	Yamaha R3	37.124	19.040	31.513 +0.002	27.569 +0.345	**1'55.246** 1'55.593	7	0.347
9	**15**	C. **STRINGHETTI**	ITA	Yamaha R3	37.161 +0.322	19.208 +0.154	31.323 +0.178	27.956 +0.196	**1'55.648** 1'56.498	10	0.850
10	**46**	D. **NOWAK**	POL	Yamaha R3	37.183	19.077	31.791 +0.049	27.987	**1'56.038** 1'56.087	9	0.049
11	**85**	J. **MARTIN**	AUS	Yamaha R3	37.566	19.094	31.831 +0.091	28.011 +0.414	**1'56.502** 1'57.007	11	0.505
12	**8**	L. **FRIEH**	FRA	Yamaha R3	37.811 +0.233	19.168	31.698 +0.102	27.953 +0.264	**1'56.630** 1'57.229	12	0.599
13	**35**	M. **KONUK**	TUR	Yamaha R3	37.604 +0.883	19.218	31.973	28.060	**1'56.855** 1'57.738	14	0.883
14	**56**	V. **ARNAUD**	FRA	Yamaha R3	37.433	19.425	31.999 +0.009	28.039 +0.418	**1'56.896** 1'57.323	13	0.427
15	**77**	J. **GONZALEZ**	COL	Yamaha R3	37.950	19.195	31.979	28.458 +0.303	**1'57.582** 1'57.885	15	0.303
16	**37**	J. **BELAK**	POL	Yamaha R3	38.069 +0.442	19.486	31.972 +0.281	28.663 +0.192	**1'58.190** 1'59.105	16	0.915
17	**28**	P. **ANASTASI**	SUI	Yamaha R3	38.255	19.770	32.597 +0.398	28.405	**1'59.027** 1'59.425	17	0.398
	57	T. **BUAPA**	THA	Yamaha R3							
	80	G. **MANSO**	BRA	Yamaha R3							
		Overall Ideal Time			36.570	18.783	31.121	27.271	**1'53.745**		

21/04/2023
These data/results cannot be reproduced, stored and/or transmitted in whole or in part by any manner of electronic, mechanical, photocopying, recording, broadcasting or otherwise now known or herein after developed without the previous express consent by the copyright owner, except for reproduction in daily press and regular printed publications on sale to the public within 60 days of the event related to those data/results and always provided that copyright symbol appears together as follows below.
© DORNA WSBK ORGANIZATION Srl 2023

Pirelli Dutch Round, 21-23 April 2023
Chronological Analysis Superpole

6.3

Yamaha R3
731/01

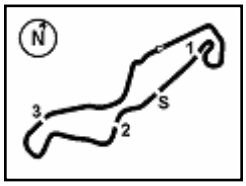

TT Circuit Assen 4.542 m

1° 27 A. MAHENDRA (1'54.831)

Lap	Seg.1	Seg.2	Seg.3	Seg.4	Lap Time	km/h	Local Time
1		20.750	39.587	45.705		160,5	17:03'25.396
2	1'18.039	19.993	36.017	45.772	2'59.821CP	168,2	17:06'25.217
3	9'34.861	19.574	32.096	28.228	10'54.759P	169,5	17:17'19.976
4	37.116	19.405	31.789	38.684	2'06.994CP	169,8	17:19'26.970
5	10'38.323	21.024	34.881	28.407	12'02.635P	161,0	17:31'29.605
6	37.398	19.301	31.661	**27.628**	1'55.988	170,3	17:33'25.593
7	36.902	**19.086**	31.423	27.894	1'55.305	**173,6**	17:35'20.898
8	37.080	19.730	31.561	28.364	1'56.735	164,9	17:37'17.633
9	38.181	19.806	34.513	30.274	2'02.774C	165,6	17:39'20.407
10	36.908	19.118	31.547	28.242	1'55.815	171,4	17:41'16.222
11	40.162	20.921	34.664	31.899	2'07.646C	155,6	17:43'23.868
12	37.305	19.834	32.503	29.124	1'58.766	170,6	17:45'22.634
13	39.390	19.632	32.409	28.137	1'59.568	170,9	17:47'22.202
14	**36.694**	19.124	**31.121**	27.892	**1'54.831**	171,2	17:49'17.033
15	37.268	19.522	31.990	28.466	1'57.246	171,4	17:51'14.279

2° 26 K. FONTAINHA (1'55.005)

Lap	Seg.1	Seg.2	Seg.3	Seg.4	Lap Time	km/h	Local Time
1		20.096	39.293	45.313		168,2	17:03'24.483
2	1'19.386	19.721	37.153	58.618	3'14.878CP	170,9	17:06'39.361
3	9'14.244	19.409	32.272	**27.778**	10'33.703P	170,1	17:17'13.064
4	37.212	20.147	31.909	28.372	1'57.640C	167,4	17:19'10.704
5	43.965	22.451	33.060	47.771	2'27.247CP	165,9	17:21'37.951
6	8'10.321	20.657	33.473	29.160	9'33.611P	160,5	17:31'11.562
7	37.263	19.254	31.579	28.281	1'56.377	171,2	17:33'07.939
8	38.934	19.772	32.513	28.085	1'59.304	167,4	17:35'07.243
9	37.798	19.313	31.480	28.216	1'56.807	169,3	17:37'04.050
10	37.179	19.433	31.382	28.471	1'56.465	167,7	17:39'00.515
11	37.008	19.299	31.440	41.137	2'08.884P	168,2	17:41'09.399
12	57.195	19.396	31.290	28.469	2'16.350CP	170,1	17:43'25.749
13	36.963	19.343	31.938	29.334	1'57.578	173,9	17:45'23.327
14	36.784	19.193	**31.194**	27.871	1'55.042	172,2	17:47'18.369
15	41.887	19.441	31.667	27.936	2'00.931	168,2	17:49'19.300
16	**36.570**	**18.871**	31.275	28.289	**1'55.005**	**175,0**	17:51'14.305

3° 88 E. BURR (1'55.216)

Lap	Seg.1	Seg.2	Seg.3	Seg.4	Lap Time	km/h	Local Time
1		19.951	35.640	41.207		168,5	17:03'18.906
2	1'22.246	19.860	39.237	1'00.820	3'22.163CP	170,1	17:06'41.069
3	9'10.886	19.648	32.248	29.094	10'31.876P	168,5	17:17'12.945
4	38.039	19.593	32.423	29.015	1'59.070C	169,8	17:19'12.015
5	39.750	21.290	35.619	43.044	2'19.703CP	167,4	17:21'31.718
6	8'17.202	19.740	33.025	29.649	9'39.616P	172,0	17:31'11.334
7	37.735	19.088	31.507	28.461	1'56.791	**176,8**	17:33'08.125
8	37.772	19.967	32.302	28.406	1'58.447	161,4	17:35'06.572
9	38.011	20.382	32.043	28.966	1'59.402	158,8	17:37'05.974
10	37.755	19.144	31.449	28.604	1'56.952	175,0	17:39'02.926
11	37.528	19.219	31.435	28.586	1'56.768	170,6	17:40'59.694
12	39.589	19.530	32.528	38.666	2'10.313P	168,2	17:43'10.007
13	53.251	19.434	31.768	29.322	2'13.775P	174,8	17:45'23.782
14	37.465	19.119	31.386	28.119	1'56.089	175,3	17:47'19.871
15	40.859	19.201	31.570	**27.686**	1'59.316	170,1	17:49'19.187
16	**37.017**	**18.783**	**31.185**	28.231	**1'55.216**	176,2	17:51'14.403

4° 9 E. ERCOLANI (1'55.334)

Lap	Seg.1	Seg.2	Seg.3	Seg.4	Lap Time	km/h	Local Time
1		20.283	33.728	29.038		167,2	17:02'20.098
2	38.706	19.776	35.328	30.563	2'04.373	169,3	17:04'24.471
3	37.943	21.361	34.985	44.391	2'18.680CP	170,6	17:06'43.151
4	9'19.942	19.825	33.460	28.982	10'42.209P	168,2	17:17'25.360
5	37.643	19.889	31.831	41.143	2'10.506CP	168,8	17:19'35.866
6	10'26.888	19.954	35.724	29.342	11'51.908P	170,6	17:31'27.774
7	37.761	19.540	31.774	28.125	1'57.200	171,4	17:33'24.974
8	37.247	19.584	31.446	**27.940**	1'56.217	169,0	17:35'21.191
9	**37.020**	19.242	31.747	28.547	1'56.556	**172,5**	17:37'17.747
10	38.241	19.831	32.478	28.947	1'59.497C	166,4	17:39'17.244
11	39.056	19.505	32.511	28.935	2'00.007	170,1	17:41'17.251
12	39.192	19.674	34.288	29.306	2'02.460C	170,3	17:43'19.711
13	37.790	20.395	34.653	29.010	2'01.848	163,9	17:45'21.559
14	37.396	19.174	31.674	28.526	1'56.770	170,3	17:47'18.329
15	37.388	19.229	31.346	28.543	1'56.506	168,8	17:49'14.835
16	37.133	**18.992**	**31.123**	28.086	**1'55.334**	**172,5**	17:51'10.169

5° 96 M. VICH (1'55.401)

Lap	Seg.1	Seg.2	Seg.3	Seg.4	Lap Time	km/h	Local Time
1		20.380	37.789	43.091		165,4	17:03'19.519
2	1'22.071	19.993	37.722	46.688	3'06.474CP	169,5	17:06'25.993
3	9'26.957	19.860	32.137	28.479	10'47.433P	166,7	17:17'13.426
4	37.924	19.404	32.453	28.086	1'57.867C	171,4	17:19'11.293
5	41.141	23.566	34.515	42.290	2'21.512CP	145,9	17:21'32.805
6	8'32.407	21.519	34.931	28.380	9'57.237P	157,0	17:31'30.042
7	37.881	19.682	31.571	**27.271**	1'56.405	168,8	17:33'26.447
8	37.594	19.479	**31.433**	27.564	1'56.070	170,3	17:35'22.517
9	37.504	19.619	32.329	28.463	1'57.915	172,5	17:37'20.432
10	37.632	19.409	32.051	31.397	2'00.489C	170,3	17:39'20.921
11	37.142	**19.084**	31.656	27.694	1'55.576	**174,2**	17:41'16.497
12	40.015	21.104	34.554	32.065	2'07.738C	157,7	17:43'24.235
13	37.471	19.558	32.565	29.123	1'58.717	169,5	17:45'22.952
14	38.940	19.671	32.307	28.294	1'59.212	170,3	17:47'22.164
15	37.179	19.497	31.709	27.980	1'56.365	167,2	17:49'18.529
16	**37.089**	19.141	31.542	27.629	**1'55.401**	173,1	17:51'13.930

6° 92 E. PLAINDOUX (1'55.426)

Lap	Seg.1	Seg.2	Seg.3	Seg.4	Lap Time	km/h	Local Time
1		20.249	34.036	29.092		169,3	17:02'20.672
2	38.973	19.310	34.769	29.248	2'02.300	174,8	17:04'22.972
3	38.289	20.341	33.850	48.964	2'21.444CP	173,1	17:06'44.416
4	9'12.058	19.644	32.090	28.658	10'32.450P	169,3	17:17'16.866
5	37.716	19.817	32.189	36.721	2'06.443CP	170,1	17:19'23.309
6	10'40.407	22.585	35.900	28.405	12'07.297P	133,0	17:31'30.606
7	38.010	19.483	31.451	27.774	1'56.718	174,2	17:33'27.324
8	37.627	**18.922**	**31.416**	**27.461**	**1'55.426**	**177,3**	17:35'22.750
9	37.697	19.400	32.284	28.434	1'57.815	176,5	17:37'20.565
10	38.052	19.249	31.748	30.506	1'59.555C	172,0	17:39'20.120
11	38.523	19.136	31.822	27.795	1'57.276	174,5	17:41'17.396
12	39.421	21.128	34.418	32.365	2'07.332C	156,7	17:43'24.728
13	37.704	19.231	32.446	29.104	1'58.485	173,9	17:45'23.213
14	37.938	19.528	31.817	28.102	1'57.385	171,7	17:47'20.598
15	**37.367**	19.464	31.733	28.262	1'56.826	169,8	17:49'17.424
16	37.771	19.101	31.773	28.791	1'57.436	173,9	17:51'14.860

7° 32 K. KEANKUM (1'55.593)

Lap	Seg.1	Seg.2	Seg.3	Seg.4	Lap Time	km/h	Local Time
1		24.326	38.036	35.108		137,8	17:03'03.855
2	49.028	20.258	32.980	45.110	2'27.376CP	167,7	17:05'31.231
3	10'29.895	19.650	32.256	28.262	11'50.063P	169,5	17:17'21.294
4	37.526	19.494	32.445	41.606	2'11.071CP	171,4	17:19'32.365
5	10'32.352	22.426	34.846	28.254	11'57.878P	140,8	17:31'30.243
6	37.847	19.199	31.679	**27.569**	1'56.294	174,2	17:33'26.537
7	37.247	19.453	**31.513**	27.797	1'56.010	169,5	17:35'22.547
8	37.429	19.319	32.478	28.007	1'57.233	174,2	17:37'19.780
9	37.596	19.412	33.767	30.112	2'00.887C	170,9	17:39'20.667
10	**37.124**	**19.040**	31.515	27.914	**1'55.593**	174,8	17:41'16.260
11	39.644	20.517	34.146	31.142	2'05.449C	158,4	17:43'21.709

21/04/2023 P = Pits In/Out - C = Lap Time Cancelled

These data/results cannot be reproduced, stored and/or transmitted in whole or in part by any manner of electronic, mechanical, photocopying, recording, broadcasting or otherwise now known or herein after developed without the previous express consent by the copyright owner, except for reproduction in daily press and regular printed publications on sale to the public within 60 days of the event related to those data/results and always provided that copyright symbol appears together as follows below.
© DORNA WSBK ORGANIZATION Srl 2023

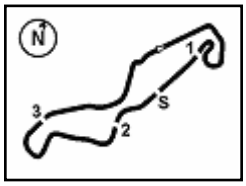

Pirelli Dutch Round, 21-23 April 2023
Chronological Analysis Superpole

TT Circuit Assen 4.542 m

12	39.455	20.902	32.274	29.338	2'01.969	157,2	17:45'23.678
13	37.730	19.335	31.909	27.571	1'56.545	**175,6**	17:47'20.223
14	37.878	19.094	31.931	28.123	1'57.026	174,2	17:49'17.249
15	37.452	19.238	31.998	28.129	1'56.817	173,9	17:51'14.066

8° 62 S. YAMANE (1'56.046)

Lap	Seg.1	Seg.2	Seg.3	Seg.4	Lap Time	km/h	Local Time
1		20.254	39.301	30.719		163,1	17:03'09.671
2	37.760	19.648	32.136	56.525	2'26.069CP	169,5	17:05'35.740
3	10'24.479	19.817	31.925	28.449	11'44.670P	171,4	17:17'20.410
4	**36.974**	19.307	31.695	40.594	2'08.570CP	173,6	17:19'28.980
5	10'36.545	21.514	34.931	28.584	12'01.574P	161,7	17:31'30.554
6	37.702	**19.160**	31.646	27.764	1'56.272	**176,8**	17:33'26.826
7	37.873	19.483	**31.261**	**27.429**	**1'56.046**	170,6	17:35'22.872
8	37.183	19.461	32.201	28.418	1'57.263	174,2	17:37'20.135

9° 46 D. NOWAK (1'56.087)

Lap	Seg.1	Seg.2	Seg.3	Seg.4	Lap Time	km/h	Local Time
1		20.313	33.458	29.166		168,2	17:02'20.365
2	38.590	19.756	34.096	29.911	2'02.353	168,2	17:04'22.718
3	38.916	20.394	33.799	46.619	2'19.728CP	170,6	17:06'42.446
4	9'11.316	19.225	32.100	28.268	10'30.909P	175,0	17:17'13.355
5	37.782	19.414	32.532	28.853	1'58.581C	176,8	17:19'11.936
6	38.802	21.775	35.199	43.347	2'19.123CP	171,4	17:21'31.059
7	8'17.428	20.578	32.968	29.409	9'40.383P	162,2	17:31'11.442
8	37.971	19.258	31.962	28.081	1'57.272	177,6	17:33'08.714
9	37.531	19.560	32.206	28.461	1'57.758	171,2	17:35'06.472
10	39.118	19.689	31.803	28.375	1'58.985	170,9	17:37'05.457
11	38.131	19.768	32.242	28.164	1'58.305	172,8	17:39'03.762
12	**37.183**	**19.077**	31.840	**27.987**	**1'56.087**	173,4	17:40'59.849
13	39.255	19.606	35.400	31.391	2'05.652	171,7	17:43'05.501
14	38.636	20.098	34.436	32.169	2'05.339	164,9	17:45'10.840
15	37.541	19.435	33.848	30.544	2'01.368	172,2	17:47'12.208
16	37.626	19.248	**31.791**	28.296	1'56.961	**178,5**	17:49'09.169
17	37.251	19.334	31.872	28.358	1'56.815	174,2	17:51'05.984

10° 15 C. STRINGHETTI (1'56.498)

Lap	Seg.1	Seg.2	Seg.3	Seg.4	Lap Time	km/h	Local Time
1		19.798	33.852	30.265		170,6	17:02'36.960
2	38.133	19.231	32.702	28.470	1'58.536	172,8	17:04'35.496
3	38.394	21.276	33.817	46.981	2'20.468CP	171,4	17:06'55.964
4	9'06.013	19.379	32.399	28.085	10'25.876P	172,2	17:17'21.840
5	37.360	19.796	31.905	43.195	2'12.256CP	172,5	17:19'34.096
6	10'27.090	19.686	32.223	33.052	11'52.051P	172,5	17:31'26.147
7	37.796	19.376	31.603	28.025	1'56.800	171,4	17:33'22.947
8	37.795	19.868	36.598	28.164	2'02.425	169,8	17:35'25.372
9	37.552	19.490	31.578	**27.956**	1'56.576	170,6	17:37'21.948
10	**37.161**	**19.208**	**31.323**	28.225	1'55.917C	173,9	17:39'17.865
11	41.560	20.298	32.295	28.730	2'02.883	168,8	17:41'20.748
12	38.543	19.513	33.738	32.502	2'04.296C	173,6	17:43'25.044
13	37.814	19.836	31.878	33.215	2'02.743	**177,6**	17:45'27.787
14	37.593	19.638	32.038	28.235	1'57.504	171,7	17:47'25.291
15	37.483	19.362	31.501	28.152	**1'56.498**	170,6	17:49'21.789
16	37.662	19.548	33.007	29.576	1'59.793	172,0	17:51'21.582

11° 85 J. MARTIN (1'57.007)

Lap	Seg.1	Seg.2	Seg.3	Seg.4	Lap Time	km/h	Local Time
1		20.383	33.255	29.804		165,4	17:02'05.386
2	39.359	20.072	33.019	28.834	2'01.284	**172,5**	17:04'06.670
3	38.916	20.464	35.758	58.145	2'33.283CP	168,0	17:06'39.953
4	9'06.049	20.260	33.419	29.552	10'29.280P	164,6	17:17'09.233
5	38.765	19.940	34.046	30.060	2'02.811C	166,9	17:19'12.044
6	42.348	25.304	35.904	47.863	2'31.419CP	146,1	17:21'43.463
7	8'13.053	20.419	32.830	29.170	9'35.472P	166,4	17:31'18.935
8	39.372	20.436	32.830	28.917	2'01.555	159,1	17:33'20.490
9	39.212	20.578	32.742	28.476	2'01.008	161,7	17:35'21.498
10	38.103	19.600	32.925	28.260	1'58.888	168,2	17:37'20.386
11	38.660	19.373	**31.831**	28.626	1'58.490C	171,4	17:39'18.876
12	37.936	19.512	32.703	**28.011**	1'58.162	170,6	17:41'17.038
13	40.124	20.971	33.913	29.212	2'04.220C	155,8	17:43'21.258
14	38.279	19.793	32.016	29.164	1'59.252	167,4	17:45'20.510
15	38.866	20.108	32.103	28.404	1'59.481	163,9	17:47'19.991
16	38.865	19.549	32.151	28.461	1'59.026	167,4	17:49'19.017
17	**37.566**	**19.094**	31.922	28.425	**1'57.007**	171,7	17:51'16.024

12° 8 L. FRIEH (1'57.229)

Lap	Seg.1	Seg.2	Seg.3	Seg.4	Lap Time	km/h	Local Time
1		20.311	32.983	39.912		168,2	17:02'37.753
2	59.337	27.411	34.444	32.583	2'33.775CP	161,2	17:05'11.528
3	42.430	24.140	36.089	45.485	2'28.144CP	153,2	17:07'39.672
4	8'17.726	20.218	33.040	29.050	9'40.034P	168,8	17:17'19.706
5	38.416	20.122	32.645	40.267	2'11.450CP	170,6	17:19'31.156
6	10'20.178	20.273	32.553	28.790	11'41.794P	170,9	17:31'12.950
7	38.171	19.791	32.283	28.611	1'58.856	171,2	17:33'11.806
8	38.160	19.909	32.100	28.364	1'58.533	168,5	17:35'10.339
9	37.840	19.780	31.926	28.453	1'57.999	169,0	17:37'08.338
10	37.825	19.771	32.166	28.551	1'58.313	170,6	17:39'06.651
11	**37.811**	19.661	31.843	28.614	1'57.929	170,3	17:41'04.580
12	38.537	19.694	32.417	30.338	2'00.986C	171,4	17:43'05.566
13	38.415	20.856	32.828	31.083	2'03.182	161,0	17:45'08.748
14	42.561	19.522	**31.698**	29.018	2'02.799	171,4	17:47'11.547
15	38.136	19.840	32.289	**27.953**	1'58.218	173,1	17:49'09.765
16	38.044	**19.168**	31.800	28.217	**1'57.229**	**174,5**	17:51'06.994

13° 56 V. ARNAUD (1'57.323)

Lap	Seg.1	Seg.2	Seg.3	Seg.4	Lap Time	km/h	Local Time
1		20.015	32.723	28.353		166,9	17:02'20.939
2	38.560	19.686	33.846	29.212	2'01.304	170,3	17:04'22.243
3	38.075	20.430	33.884	48.447	2'20.836CP	168,5	17:06'43.079
4	9'14.634	20.227	32.648	28.725	10'36.234P	170,1	17:17'19.313
5	38.134	20.328	32.192	40.347	2'11.001CP	**174,5**	17:19'30.314
6	10'17.493	20.138	33.001	28.847	11'39.479P	169,0	17:31'09.793
7	38.911	19.900	**31.999**	28.330	1'59.140	168,8	17:33'08.933
8	37.557	19.592	32.236	28.210	1'57.595	168,8	17:35'06.528
9	38.413	19.797	32.184	28.672	1'59.066	168,2	17:37'05.594
10	38.580	19.535	32.170	**28.039**	1'58.324	169,8	17:39'03.918
11	**37.433**	**19.425**	32.008	28.457	**1'57.323**	169,8	17:41'01.241
12	1'30.081				3'27.741P	123,3	17:44'28.982

14° 35 M. KONUK (1'57.738)

Lap	Seg.1	Seg.2	Seg.3	Seg.4	Lap Time	km/h	Local Time
1		19.668	33.297	29.133		169,0	17:02'35.589
2	38.932	19.640	32.749	29.019	2'00.340	169,5	17:04'35.929
3	38.440	21.199	34.009	46.444	2'20.092CP	170,3	17:06'56.021
4	9'07.574	19.815	33.148	28.930	10'29.467P	170,1	17:17'25.488
5	38.287	19.524	32.496	40.983	2'11.290CP	170,3	17:19'36.778
6	10'25.913	19.793	32.445	30.927	11'49.078P	170,6	17:31'25.856
7	38.487	**19.218**	**31.973**	**28.060**	**1'57.738**	**171,2**	17:33'23.594
8	**37.604**	19.651	32.359	28.577	1'58.191	168,5	17:35'21.785
9	**37.604**	19.481	32.987	28.231	1'58.303	169,0	17:37'20.088

15° 77 J. GONZALEZ (1'57.885)

Lap	Seg.1	Seg.2	Seg.3	Seg.4	Lap Time	km/h	Local Time
1		20.218	33.593	29.655		168,5	17:02'05.148
2	38.948	19.700	32.768	29.333	2'00.749	169,8	17:04'05.897
3	39.010	20.031	36.418	49.897	2'25.356CP	**174,5**	17:06'31.253

21/04/2023 P = Pits In/Out - C = Lap Time Cancelled

These data/results cannot be reproduced, stored and/or transmitted in whole or in part by any manner of electronic, mechanical, photocopying, recording, broadcasting or otherwise now known or herein after developed without the previous express consent by the copyright owner, except for reproduction in daily press and regular printed publications on sale to the public within 60 days of the event related to those data/results and always provided that copyright symbol appears together as follows below.
© DORNA WSBK ORGANIZATION Srl 2023

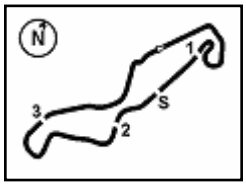

Pirelli Dutch Round, 21-23 April 2023
Chronological Analysis Superpole

TT Circuit Assen 4.542 m

4	9'16.889	20.313	33.233	29.566	10'40.001P	170,1	17:17'11.254
5	38.999	20.079	33.766	29.173	2'02.017C	169,0	17:19'13.271
6	42.131	24.875	35.502	47.094	2'29.602CP	154,1	17:21'42.873
7	8'09.799	20.346	32.863	28.858	9'31.866P	170,9	17:31'14.739
8	38.589	19.572	32.452	**28.458**	1'59.071	170,9	17:33'13.810
9	38.522	19.800	32.170	28.465	1'58.957	169,3	17:35'12.767
10	38.423	19.910	32.728	28.821	1'59.882	170,1	17:37'12.649
11	38.106	19.596	32.129	28.846	1'58.677	171,7	17:39'11.326
12	38.539	19.463	32.557	29.119	1'59.678	172,0	17:41'11.004
13	39.888	19.416	32.267	29.302	2'00.873C	172,5	17:43'11.877
14	39.364	19.407	32.222	29.146	2'00.139	173,4	17:45'12.016
15	38.369	19.343	32.419	28.797	1'58.928	172,2	17:47'10.944
16	38.258	19.570	32.048	28.705	1'58.581	170,3	17:49'09.525
17	**37.950**	**19.195**	**31.979**	28.761	**1'57.885**	174,2	17:51'07.410

16° 37 J. BELAK (1'59.105)

Lap	Seg.1	Seg.2	Seg.3	Seg.4	Lap Time	km/h	Local Time
1		20.899	34.124	30.139		166,9	17:02'04.955
2	39.646	20.045	33.054	29.598	2'02.343	169,5	17:04'07.298
3	39.046	20.509	34.820	50.846	2'25.221CP	172,0	17:06'32.519
4	9'09.043	20.515	33.457	29.783	10'32.798P	168,8	17:17'05.317
5	39.544	20.405	33.169	30.227	2'03.345C	168,0	17:19'08.662
6	41.200	23.060	35.055	46.147	2'25.462CP	165,9	17:21'34.124
7	8'13.009	20.657	34.147	29.456	9'37.269P	169,5	17:31'11.393
8	39.164	19.904	32.674	**28.663**	2'00.405	170,3	17:33'11.798
9	38.719	20.033	32.500	29.230	2'00.482	169,8	17:35'12.280
10	38.386	20.151	32.643	28.998	2'00.178	168,5	17:37'12.458
11	38.781	19.840	32.378	28.986	1'59.985	170,6	17:39'12.443
12	38.276	19.940	32.391	28.857	1'59.464	170,3	17:41'11.907
13	39.223	19.702	32.388	28.906	2'00.219C	**174,2**	17:43'12.126
14	39.002	19.891	**31.972**	29.159	2'00.024	168,8	17:45'12.150
15	38.511	**19.486**	32.253	28.855	**1'59.105**	172,5	17:47'11.255
16	38.206	19.731	32.421	28.873	1'59.231	170,3	17:49'10.486
17	**38.069**	19.570	32.779	28.857	1'59.275	173,6	17:51'09.761

17° 28 P. ANASTASI (1'59.425)

Lap	Seg.1	Seg.2	Seg.3	Seg.4	Lap Time	km/h	Local Time
1		20.690	35.114	29.921		164,9	17:02'27.003
2	39.486	20.391	33.995	29.597	2'03.469	166,4	17:04'30.472
3	39.899	20.870	34.214	45.631	2'20.614CP	166,7	17:06'51.086
4	8'59.011	21.078	33.766	29.368	10'23.223P	166,9	17:17'14.309
5	38.713	20.257	33.229	29.406	2'01.605C	168,2	17:19'15.914
6	39.722	25.424	35.066	47.897	2'28.109CP	157,4	17:21'44.023
7	8'19.039	20.397	33.827	29.308	9'42.571P	**173,4**	17:31'26.594
8	38.577	20.291	**32.597**	28.483	1'59.948	168,0	17:33'26.542
9	**38.255**	**19.770**	32.995	**28.405**	**1'59.425**	172,2	17:35'25.967
10	38.982	20.140	33.367	28.995	2'01.484	167,2	17:37'27.451
11	39.545	20.359	33.043	29.242	2'02.189C	167,7	17:39'29.640
12	39.059	20.324	32.917	29.055	2'01.355	168,2	17:41'30.995
13	39.430	19.999	32.709	29.372	2'01.510C	169,5	17:43'32.505
14	38.990	19.991	33.232	29.115	2'01.328	167,7	17:45'33.833
15	39.092	19.979	33.164	29.163	2'01.398	167,4	17:47'35.231
16	38.715	20.140	33.005	29.301	2'01.161	166,7	17:49'36.392
17	38.963	19.872	33.467	28.986	2'01.288	168,5	17:51'37.680

18° 57 T. BUAPA

Lap	Seg.1	Seg.2	Seg.3	Seg.4	Lap Time	km/h	Local Time
1		**20.377**	**37.979**	**30.221**		169,0	17:03'10.008

19° 80 G. MANSO

Lap	Seg.1	Seg.2	Seg.3	Seg.4	Lap Time	km/h	Local Time
1		20.016	39.241	40.616		169,0	17:03'17.625
2	1'22.651	20.403	40.296	59.421	3'22.771CP	**172,0**	17:06'40.396
3	9'10.411	**19.952**	**31.659**	**27.968**	10'29.990P	**172,0**	17:17'10.386

21/04/2023 P = Pits In/Out - C = Lap Time Cancelled

These data/results cannot be reproduced, stored and/or transmitted in whole or in part by any manner of electronic, mechanical, photocopying, recording, broadcasting or otherwise now known or herein after developed without the previous express consent by the copyright owner, except for reproduction in daily press and regular printed publications on sale to the public within 60 days of the event related to those data/results and always provided that copyright symbol appears together as follows below.
© DORNA WSBK ORGANIZATION Srl 2023

6.4

Yamaha R3

731/01

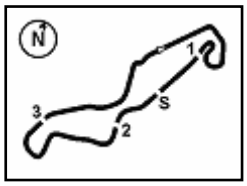

TT Circuit Assen 4.542 m

Pirelli Dutch Round, 21-23 April 2023

Weather Report Superpole

Session started 17:00 - Session ended 17:52

Air Temperature

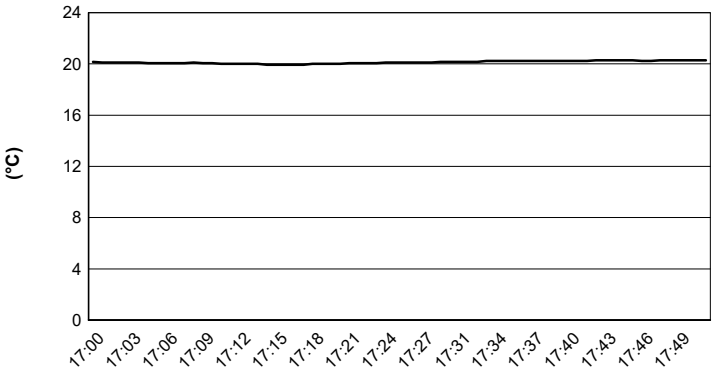

Track Temperature

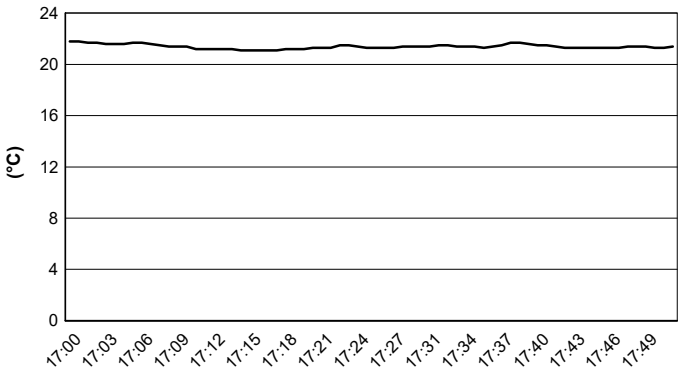

Air Pressure

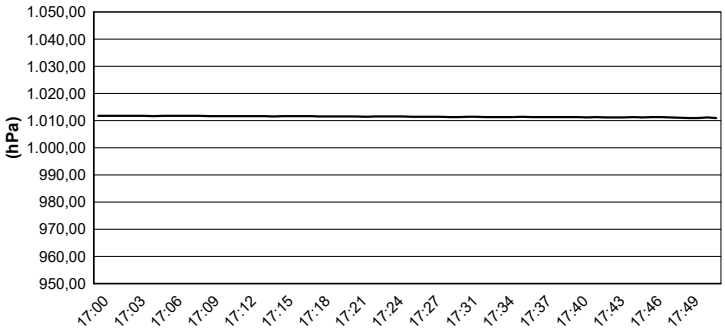

Humidity

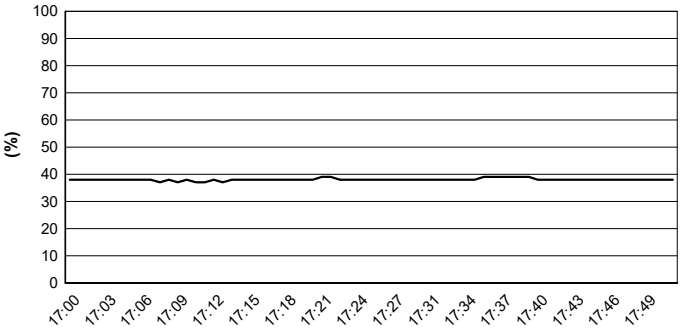

Wind Speed

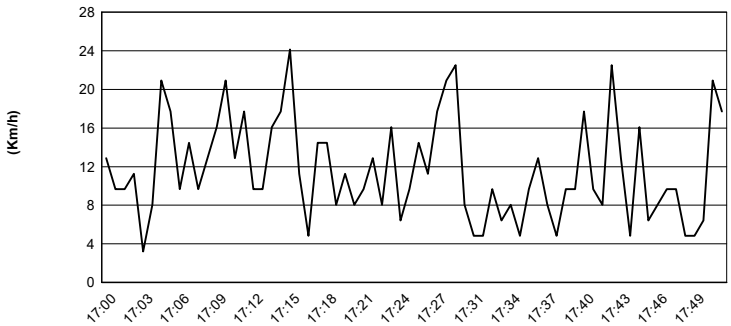

Wind Direction

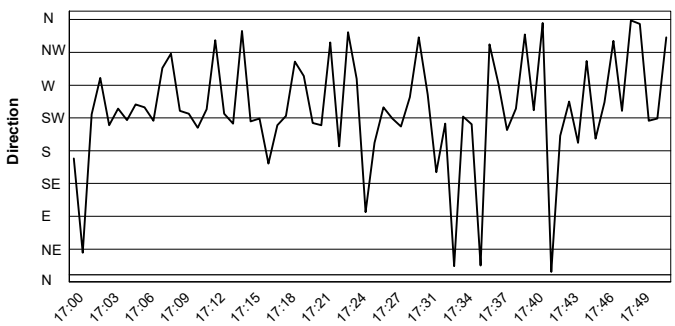

21/04/2023

These data/results cannot be reproduced, stored and/or transmitted in whole or in part by any manner of electronic, mechanical, photocopying, recording, broadcasting or otherwise now known or herein after developed without the previous express consent by the copyright owner, except for reproduction in daily press and regular printed publications on sale to the public within 60 days of the event related to those data/results and always provided that copyright symbol appears together as follows below.
© DORNA WSBK ORGANIZATION Srl 2023

6.5

Yamaha R3

731/01

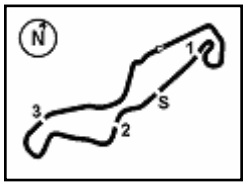

TT Circuit Assen 4.542 m

Pirelli Dutch Round, 21-23 April 2023

Best Lap & Speed

	No.	Rider / Bike	Nat	Best Lap LL	Best Lap SPD	FP LL	FP SPD	SP LL	SP SPD
1	80	G. **MANSO** / Yamaha R3	BRA	**1'54.726** 11	171,9	**1'54.726** 11	**171,9**		
2	27	A. **MAHENDRA** / Yamaha R3	INA	**1'54.831** 27	173,6	1'55.686 13	172,8	**1'54.831** 14	**173,6**
3	26	K. **FONTAINHA** / Yamaha R3	BRA	**1'55.005** 28	175,0	1'56.633 13	171,9	**1'55.005** 15	**175,0**
4	88	E. **BURR** / Yamaha R3	BRA	**1'55.216** 28	176,7	1'56.433 13	172,2	**1'55.216** 15	**176,7**
5	9	E. **ERCOLANI** / Yamaha R3	ITA	**1'55.334** 29	172,8	1'56.535 14	**172,8**	**1'55.334** 15	172,5
6	96	M. **VICH** / Yamaha R3	ESP	**1'55.401** 28	174,4	1'57.236 13	**174,4**	**1'55.401** 15	174,1
7	92	E. **PLAINDOUX** / Yamaha R3	FRA	**1'55.426** 29	177,3	1'56.770 14	**177,3**	**1'55.426** 15	**177,3**
8	32	K. **KEANKUM** / Yamaha R3	THA	**1'55.593** 28	175,6	1'57.459 14	174,7	**1'55.593** 14	**175,6**
9	62	S. **YAMANE** / Yamaha R3	JPN	**1'56.046** 19	176,7	1'57.154 12	176,4	**1'56.046** 7	**176,7**
10	46	D. **NOWAK** / Yamaha R3	POL	**1'56.087** 31	178,5	1'57.615 15	173,3	**1'56.087** 16	**178,5**
11	15	C. **STRINGHETTI** / Yamaha R3	ITA	**1'56.498** 29	177,6	1'56.762 14	177,3	**1'56.498** 15	**177,6**
12	85	J. **MARTIN** / Yamaha R3	AUS	**1'57.007** 30	172,5	2'00.721 14	169,2	**1'57.007** 16	**172,5**
13	8	L. **FRIEH** / Yamaha R3	FRA	**1'57.229** 29	174,4	1'58.485 14	173,6	**1'57.229** 15	**174,4**
14	56	V. **ARNAUD** / Yamaha R3	FRA	**1'57.323** 25	174,4	1'57.361 14	171,4	**1'57.323** 11	**174,4**
15	57	T. **BUAPA** / Yamaha R3	THA	**1'57.555** 14	173,3	**1'57.555** 14	**173,3**		
16	35	M. **KONUK** / Yamaha R3	TUR	**1'57.738** 21	171,1	1'59.754 13	**171,1**	**1'57.738** 8	**171,1**
17	77	J. **GONZALEZ** / Yamaha R3	COL	**1'57.885** 30	174,4	1'58.804 14	174,1	**1'57.885** 16	**174,4**
18	28	P. **ANASTASI** / Yamaha R3	SUI	**1'58.170** 29	173,3	**1'58.170** 13	172,5	1'59.425 16	**173,3**
19	37	J. **BELAK** / Yamaha R3	POL	**1'59.105** 30	174,1	2'00.571 14	170,8	**1'59.105** 16	**174,1**

21/04/2023

These data/results cannot be reproduced, stored and/or transmitted in whole or in part by any manner of electronic, mechanical, photocopying, recording, broadcasting or otherwise now known or herein after developed without the previous express consent by the copyright owner, except for reproduction in daily press and regular printed publications on sale to the public within 60 days of the event related to those data/results and always provided that copyright symbol appears together as follows below.
© DORNA WSBK ORGANIZATION Srl 2023