

Portimao 4.592 m

## Pirelli Portuguese Round, 29 September - 1 October 2023 Results Race 1

Laps 20 = 91,840 Km - Time of Race 33'42.916 - Avg. 163,439 km/h

1 / 2

Pos	Grid	No. Rider	Nat	Team	Bike	Class	LL	Gap	Rel.	Fastest Lap	Speed	Qualifying	Speed
1	4	<b>1 A. BAUTISTA</b>	ESP	Aruba.it Racing - Ducati	Ducati Panigale V4R		20			1'40.489	315,0	1'39.989	311,4
2	3	<b>54 T. RAZGATLIOGLU</b>	TUR	Pata Yamaha Prometeon WorldSBK	Yamaha YZF R1		20	<b>2.098</b>	2.098	1'40.865	316,8	1'39.891	315,9
3	1	<b>65 J. REA</b>	GBR	Kawasaki Racing Team WorldSBK	Kawasaki ZX-10RR		20	<b>6.790</b>	4.692	1'40.743	315,0	1'39.620	315,0
4	11	<b>31 G. GERLOFF</b>	USA	Bonovo Action BMW	BMW M1000 RR	IND	20	<b>12.093</b>	5.303	1'41.080	309,6	1'40.385	315,0
5	2	<b>22 A. LOWES</b>	GBR	Kawasaki Racing Team WorldSBK	Kawasaki ZX-10RR		20	<b>13.148</b>	1.055	1'40.847	310,5	1'39.762	312,3
6	8	<b>87 R. GARDNER</b>	AUS	GYTR GRT Yamaha WorldSBK Team	Yamaha YZF R1	IND	20	<b>13.714</b>	0.566	1'41.282	307,0	1'40.207	313,2
7	6	<b>60 M. VAN DER MARK</b>	NED	ROKIT BMW Motorrad WorldSBK Team	BMW M1000 RR		20	<b>14.171</b>	0.457	1'41.127	311,4	1'40.171	317,8
8	5	<b>7 I. LECUONA</b>	ESP	Team HRC	Honda CBR1000 RR-R		20	<b>15.442</b>	1.271	1'41.294	307,0	1'40.133	310,5
9	24	<b>55 A. LOCATELLI</b>	ITA	Pata Yamaha Prometeon WorldSBK	Yamaha YZF R1		20	<b>17.792</b>	2.350	1'41.351	311,4	1'39.872	313,2
10	13	<b>97 X. VIERGE</b>	ESP	Team HRC	Honda CBR1000 RR-R		20	<b>21.198</b>	3.406	1'41.658	307,0	1'40.453	314,1
11	9	<b>5 P. OETTL</b>	GER	Team GoEleven	Ducati Panigale V4R	IND	20	<b>21.723</b>	0.525	1'41.560	307,8	1'40.262	308,7
12	7	<b>9 D. PETRUCCI</b>	ITA	Barni Spark Racing Team	Ducati Panigale V4R	IND	20	<b>21.910</b>	0.187	1'41.780	309,6	1'40.198	311,4
13	14	<b>47 A. BASSANI</b>	ITA	Motocorsa Racing	Ducati Panigale V4R	IND	20	<b>23.381</b>	1.471	1'41.500	306,1	1'40.473	313,2
14	15	<b>77 D. AEGERTER</b>	SUI	GYTR GRT Yamaha WorldSBK Team	Yamaha YZF R1	IND	20	<b>23.457</b>	0.076	1'41.756	304,4	1'40.672	311,4
15	10	<b>45 S. REDDING</b>	GBR	ROKIT BMW Motorrad WorldSBK Team	BMW M1000 RR		20	<b>29.872</b>	6.415	1'41.607	307,0	1'40.381	315,9
16	17	<b>34 L. BALDASSARRI</b>	ITA	GMT94 Yamaha	Yamaha YZF R1	IND	20	<b>34.162</b>	4.290	1'42.371	310,5	1'41.286	307,0
17	16	<b>28 B. RAY</b>	GBR	Yamaha Motoxrcing WorldSBK Team	Yamaha YZF R1	IND	20	<b>36.702</b>	2.540	1'42.357	310,5	1'41.147	310,5
18	25	<b>76 L. BAZ</b>	FRA	Bonovo Action BMW	BMW M1000 RR	IND	20	<b>40.829</b>	4.127	1'41.745	315,0	1'40.594	315,9
19	23	<b>53 T. RABAT</b>	ESP	Kawasaki Puccetti Racing	Kawasaki ZX-10RR	IND	20	<b>46.446</b>	5.617	1'42.581	306,1	1'41.754	308,7
20	18	<b>35 H. SYHRIN</b>	MAS	PETRONAS MIE Racing Honda Team	Honda CBR1000 RR-R	IND	20	<b>52.185</b>	5.739	1'42.954	301,8	1'41.895	307,0
21	20	<b>51 E. GRANADO</b>	BRA	PETRONAS MIE Racing Honda Team	Honda CBR1000 RR-R	IND	20	<b>53.598</b>	1.413	1'42.841	299,3	1'42.298	310,5
22	21	<b>16 G. RUIJU</b>	ITA	Bmax Racing	BMW M1000 RR	IND	20	<b>53.916</b>	0.318	1'43.185	302,7	1'42.554	307,8
23	22	<b>52 O. KONIG</b>	CZE	Orelac Racing MOVISIO	Kawasaki ZX-10RR	IND	20	<b>1'10.052</b>	16.136	1'44.038	304,4	1'43.635	300,2
<b>-----Not Classified-----</b>													
RET	12	<b>21 M. RINALDI</b>	ITA	Aruba.it Racing - Ducati	Ducati Panigale V4R		8	<b>12 Laps</b>		1'40.931	300,2	1'40.385	312,3
RET	19	<b>32 I. VINALES</b>	ESP	TPR Team Pedercini Racing	Kawasaki ZX-10RR	IND	5	<b>15 Laps</b>		1'43.638	290,5	1'42.121	301,0

AIR	Humidity:	45%	Temp:	29°C
TRACK	Condition:	Dry	Temp:	40°C

Records	Pole [SP]	2022	J.Rea	1'39.610	165,959 Km/h
	Race [SPRC]	2022	J.Rea	1'40.135	165,089 Km/h
	All Times [SP]	2022	J.Rea	1'39.610	165,959 Km/h
Race Fastest Lap		Lap 8	A.Bautista	1'40.489	164,508 Km/h

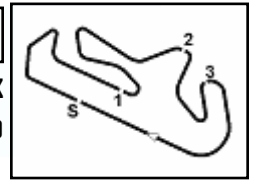
No. Rider	From	To	Laps	Total
<b>54 T. RAZGATLIOGLU</b>	1	1	1	
<b>22 A. LOWES</b>	2	3	2	0
<b>54 T. RAZGATLIOGLU</b>	4	4	1	0
<b>1 A. BAUTISTA</b>	5	20	16	0

No. Rider	Laps
<b>1 A. BAUTISTA</b>	304
<b>54 T. RAZGATLIOGLU</b>	89
<b>65 J. REA</b>	65
<b>21 M. RINALDI</b>	27
<b>47 A. BASSANI</b>	13
<b>55 A. LOCATELLI</b>	8
<b>22 A. LOWES</b>	2

Start 14:00 End 14:39 The results are provisional until the end of the time limit for protests and appeals and the completion of the technical checks.

These data/results cannot be reproduced, stored and/or transmitted in whole or in part by any manner of electronic, mechanical, photocopying, recording, broadcasting or otherwise now known or herein after developed without the previous express consent by the copyright owner, except for reproduction in daily press and regular printed publications on sale to the public within 60 days of the event related to those data/results and always provided that copyright symbol appears together as follows below.

© DORNA WSBK ORGANIZATION Srl 2023



**Pirelli Portuguese Round, 29 September - 1 October 2023**  
**Results Race 1**

**Race Highlights**

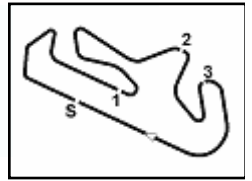
Time	No. Rider	Description
13.57.57		Warm Up Lap Started
14.00.12		Start
14.01.11	<b>76 L. BAZ</b>	Exited Pits
14.02.59		No Jump Starts
14.09.24	<b>32 I. VINALES</b>	Entered Pits
14.10.42	<b>32 I. VINALES</b>	Retired
14.13.28	<b>21 M. RINALDI</b>	On Asphalt - Re-Joined - Turn 5
14.14.43	<b>21 M. RINALDI</b>	Entered Pits
14.20.47	<b>21 M. RINALDI</b>	Retired
14.22.41		2/3 of Race Distance Completed
14.34.59		2023 WorldSBK Winning Manufacturer: Ducati
14.35.14		Podium Confirmed
14.39.29		End Of Session

Start End The results are provisional until the end of the time limit for protests and appeals and the completion of the technical checks.

30/09/2023 14:00 14:39

These data/results cannot be reproduced, stored and/or transmitted in whole or in part by any manner of electronic, mechanical, photocopying, recording, broadcasting or otherwise now known or herein after developed without the previous express consent by the copyright owner, except for reproduction in daily press and regular printed publications on sale to the public within 60 days of the event related to those data/results and always provided that copyright symbol appears together as follows below.

© DORNA WSBK ORGANIZATION Srl 2023



## Pirelli Portuguese Round, 29 September - 1 October 2023 Championship Standings

Points	Points From First	Points From Previous	February 26		March 5		April 23		May 7		June 4		July 2		July 16		July 30		September 10		September 24		October 1		October 29	
			PHILLIP ISLAND	MANDALIKA	ASSEN	BARCELONA	MISANO	DONINGTON PARK	IMOLA	MOST	MAGNY-COURS	ARAGON	PORTIMAO	JEREZ												
1	<b>BAUTISTA</b> Alvaro (ESP)	<b>529</b>	25	25	25	25	25	25	25	25	25	25	25	25	25	25	4	25	6	25	25	25	25			
2	<b>RAZGATLIOGLU</b> Toprak (TUR)	<b>477</b> 52	16	20	20	20	16	20	20	20	16	20	20	20	20	25	20	20	25	20	20	20	20			
3	<b>REA</b> Jonathan (GBR)	<b>344</b> 185 133	20	8	7	7	20	16	11	13	16	11	16	16	25	16	16	16	16	16	16	13	16			
4	<b>LOCATELLI</b> Andrea (ITA)	<b>282</b> 247 62	13	16	16	11	13	16	13	9	4	10	11	8	13	13	10	9	10	13	13	6	7			
5	<b>BASSANI</b> Axel (ITA)	<b>240</b> 289 42	11	13	13	8	11	11	9	5	13	16	9	9	9	13	9	13	10	7	11	3				
6	<b>RINALDI</b> Michael Ruben (ITA)	<b>213</b> 316 27	2	20	13	3	1	6	16	2	20	7	3	11	11	5	2	11	20	25	16	5				
7	<b>PETRUCCI</b> Danilo (ITA)	<b>195</b> 334 18	8	7	11	10	7	8	4	9	13	16	10	16	10	7	16	20	11	9	11	4				
8	<b>LOWES</b> Alex (GBR)	<b>140</b> 389 55	6	6	3	9	7	13	9	9	10	10	7	7	7	2	8				11					
9	<b>VIERGE</b> Xavi (ESP)	<b>138</b> 391 2	9	5	9	16	5	1	8	10	6	11	5	4	2	7	4	7	4	8	8	6				
10	<b>GARDNER</b> Remy (AUS)	<b>133</b> 396 5	4	6	9	8	10	6	3	7	6	6	4	5	5	5	5	10	1	8	9	7	10			
11	<b>AEGERTER</b> Dominique (SUI)	<b>130</b> 399 3	3	9	8	4	10	13	11	8	10	5	4	4	8	5	5	4	5	1	4	2				
12	<b>LECUONA</b> Iker (ESP)	<b>122</b> 407 8	10	10	4	7			10	7	8		2	6	11	4	2	5	6	10	8					
13	<b>GERLOFF</b> Garrett (USA)	<b>120</b> 409 2	6	2	2	5	4	4	7	6	3	8	7	3	3		13	11	8	6	13					
14	<b>REDDING</b> Scott (GBR)	<b>116</b> 413 4	7	3	6	6	9		5	2	8	13	1	6	8	13	8	9	5	2	1					
15	<b>OETTL</b> Philipp (GER)	<b>95</b> 434 21	5	11	3	2	5	5	2	2	7	6	1	3	7	6	10	9	5							
16	<b>BAZ</b> Loris (FRA)	<b>57</b> 472 38	1	5					3		4			8	9	6	6	3	4	2	3					
17	<b>VAN DER MARK</b> Michael (NED)	<b>40</b> 489 17	4	10	3											3	1		3	5	9					
18	<b>RAY</b> Bradley (GBR)	<b>19</b> 510 21							4	1			3	1	10											
19	<b>BALDASSARRI</b> Lorenzo (ITA)	<b>12</b> 517 7			1	2	3				1	2						3								
20	<b>SYKES</b> Tom (GBR)	<b>11</b> 518 1					1				3	7														
21	<b>SYHRIN</b> Hafizh (MAS)	<b>10</b> 519 1	1		1	2	2				1	1						2								
22	<b>HASLAM</b> Leon (GBR)	<b>2</b> 527 8												2												
23	<b>MARINO</b> Florian (FRA)	<b>1</b> 528 1																		1						
24	<b>SOOMER</b> Hannes (EST)	<b>1</b> 528 0																1								
25	<b>RABAT</b> Tito (ESP)	<b>1</b> 528 0													1											
26	<b>VINALES</b> Isaac (ESP)	<b>1</b> 528 0											1													

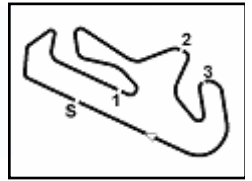
30/09/2023

These data/results cannot be reproduced, stored and/or transmitted in whole or in part by any manner of electronic, mechanical, photocopying, recording, broadcasting or otherwise now known or herein after developed without the previous express consent by the copyright owner, except for reproduction in daily press and regular printed publications on sale to the public within 60 days of the event related to those data/results and always provided that copyright symbol appears together as follows below.

© DORNA WSBK ORGANIZATION Srl 2023

FICR PERUGIA TIMING





Portimao 4.592 m

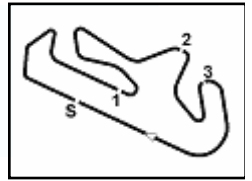
**Pirelli Portuguese Round, 29 September - 1 October 2023**  
**Championship Standings**

	Points	Points From First	Points From Previous	February 26 <b>PHILIP ISLAND</b>	March 5 <b>MANDALIKA</b>	April 23 <b>ASSEN</b>	May 7 <b>BARCELONA</b>	June 4 <b>MISANO</b>	July 2 <b>DONINGTON PARK</b>	July 16 <b>IMOLA</b>	July 30 <b>MOST</b>	September 10 <b>MAGNY-COURS</b>	September 24 <b>ARAGON</b>	October 1 <b>PORTIMAO</b>	October 29 <b>JEREZ</b>			
27 <b>LOPES</b> Ivo Miguel (POR)	1	528	0				1											

30/09/2023

These data/results cannot be reproduced, stored and/or transmitted in whole or in part by any manner of electronic, mechanical, photocopying, recording, broadcasting or otherwise now known or herein after developed without the previous express consent by the copyright owner, except for reproduction in daily press and regular printed publications on sale to the public within 60 days of the event related to those data/results and always provided that copyright symbol appears together as follows below.

© DORNA WSBK ORGANIZATION Srl 2023



Portimao 4.592 m

## Pirelli Portuguese Round, 29 September - 1 October 2023 Championship Standings

3 / 3

Points	Points From First	Points From Previous	Independent Riders															
			February 26 PHILIP ISLAND	March 5 MANDALIKA	April 23 ASSEN	May 7 BARCELONA	June 4 MISANO	July 2 DONINGTON PARK	July 16 IMOLA	July 30 MOST	September 10 MAGNY-COURS	September 24 ARAGON	October 1 PORTIMAO	October 29 JEREZ				
1	<b>BASSANI</b> Axel [ITA]	<b>240</b>	11 13 1	13 8 5	11 11 4	9 5	13 16 6	9 9 2	9 20 4	9 13 6	10 2	7 11	3					
2	<b>PETRUCCI</b> Danilo [ITA]	<b>195</b> 45	8 7	11 10	7 8	4	9	13 16 5	10 7 2	16 20 2	11 9 5	11	4					
3	<b>GARDNER</b> Remy [AUS]	<b>133</b> 107 62	4 6	9	8 10	6 3	7 6	6 4	5 5	5 10 4	1 8	9 7	10					
4	<b>AEGERTER</b> Dominique [SUI]	<b>130</b> 110 3	3 9	8 4	10 13 3	11 8 4	10 5	4 5	4	8 5	5 4	1 4	2					
5	<b>GERLOFF</b> Garrett [USA]	<b>120</b> 120 10	6 2	2 5	4 4	7 6 3	3 8 1	7 3	3 3	1	13 11	8 6 1	13					
6	<b>QETTL</b> Philipp [GER]	<b>95</b> 145 25	5 11 4	3	2 5	5 2	2 7	6	1	3	7 6	10 9 2	5					
7	<b>BAZ</b> Loris [FRA]	<b>57</b> 183 38	1	5		3	4		8 9	6 6	3 4 3	2 3						
8	<b>RAY</b> Bradley [GBR]	<b>19</b> 221 38				4 1		3	1 10									
9	<b>BALDASSARRI</b> Lorenzo [ITA]	<b>12</b> 228 7		1 2	3		1	2			3							
10	<b>SYHRIN</b> Haifzh [MAS]	<b>10</b> 230 2	1	1	2 2		1	1			2							
11	<b>SODMER</b> Hannes [EST]	<b>1</b> 239 9									1							
12	<b>RABAT</b> Tito [ESP]	<b>1</b> 239 0								1								
13	<b>VINALES</b> Isaac [ESP]	<b>1</b> 239 0						1										
14	<b>SYKES</b> Tom [GBR]	<b>1</b> 239 0			1													

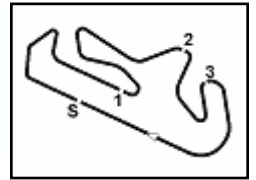
30/09/2023

These data/results cannot be reproduced, stored and/or transmitted in whole or in part by any manner of electronic, mechanical, photocopying, recording, broadcasting or otherwise now known or herein after developed without the previous express consent by the copyright owner, except for reproduction in daily press and regular printed publications on sale to the public within 60 days of the event related to those data/results and always provided that copyright symbol appears together as follows below.

© DORNA WSBK ORGANIZATION Srl 2023

FICR PERUGIA TIMING





Portimao 4.592 m

1 / 4

**Pirelli Portuguese Round, 29 September - 1 October 2023**  
**Lap Chart Race 1**

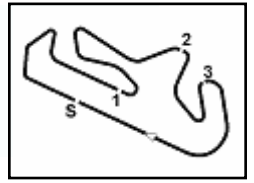
Lap																				
	1	2	3	4	5	6	7	8	9	10	11	12	13	14	15	16	17	18	19	20
1	54	22	22	54	1	1	1	1	1	1	1	1	1	1	1	1	1	1	1	1
2	22	54	54	1	54	54	54	54	54	54	54	54	54	54	54	54	54	54	54	54
3	1	1	65	65	65	65	65	65	65	65	65	65	65	65	65	65	65	65	65	65
4	60	65	1	60	22	22	22	22	22	22	22	22	60	60	60	60	60	31	31	31
5	87	60	60	22	60	60	60	60	60	60	60	22	22	22	22	22	31	60	22	22
6	65	87	87	87	87	87	87	87	87	87	87	31	31	31	31	31	22	22	60	87
7	9	7	7	21	21	21	21	31	31	31	87	87	87	87	87	87	87	87	87	60
8	7	21	21	31	7	31	31	7	7	7	7	7	7	7	7	7	7	7	7	7
9	31	9	31	7	31	7	7	47	47	47	47	47	47	55	55	55	55	55	55	55
10	21	47	47	47	47	47	47	97	97	97	97	55	55	47	47	47	47	5	97	97
11	45	31	97	97	97	97	97	45	45	45	97	97	97	97	97	97	5	97	5	5
12	47	97	9	9	9	9	45	5	5	5	55	5	5	5	5	5	97	47	47	9
13	97	45	45	45	45	45	9	55	55	55	5	45	45	45	9	9	9	9	9	47
14	5	5	5	5	5	5	5	9	9	9	9	9	9	9	45	77	77	77	77	77
15	55	55	77	77	77	55	55	77	77	77	77	77	77	77	45	45	45	45	45	45
16	28	77	55	55	55	77	77	34	34	34	34	34	34	34	34	34	34	34	34	34
17	77	28	28	28	28	34	34	28	28	28	28	28	28	28	28	28	28	28	28	28
18	34	34	34	34	34	28	28	53	53	53	53	53	53	53	76	76	76	76	76	76
19	53	16	16	16	53	53	53	35	35	16	16	76	76	76	53	53	53	53	53	53
20	32	32	32	53	16	16	51	16	35	76	16	35	35	35	35	35	35	35	35	35
21	16	53	53	35	35	35	35	51	51	51	35	35	16	16	16	51	51	51	51	51
22	51	35	35	32	51	51	16	76	76	76	51	51	51	51	51	16	16	16	16	16
23	35	51	51	51	52	76	52	52	52	52	52	52	52	52	52	52	52	52	52	52
24	52	52	52	52	76	76	52	21												
25	76	76	76	76	32															

Final Result		
1	<b>1 A. BAUTISTA</b>	Laps 20
2	<b>54 T. RAZGATLIOGLU</b>	2.098
3	<b>65 J. REA</b>	6.790
4	<b>31 G. GERLOFF</b>	12.093
5	<b>22 A. LOWES</b>	13.148
6	<b>87 R. GARDNER</b>	13.714
7	<b>60 M. VAN DER MARK</b>	14.171
8	<b>7 I. LECUONA</b>	15.442
9	<b>55 A. LOCATELLI</b>	17.792
10	<b>97 X. VIERGE</b>	21.198
11	<b>5 P. DETTL</b>	21.723
12	<b>9 D. PETRUCCI</b>	21.910
13	<b>47 A. BASSANI</b>	23.381
14	<b>77 D. AEGERTER</b>	23.457
15	<b>45 S. REDDING</b>	29.872
16	<b>34 L. BALDASSARRI</b>	34.162
17	<b>28 B. RAY</b>	36.702
18	<b>76 L. BAZ</b>	40.829
19	<b>53 T. RABAT</b>	46.446
20	<b>35 H. SVABRIN</b>	52.185
21	<b>51 E. GRANADO</b>	53.598
22	<b>16 G. RUIU</b>	53.916
23	<b>52 D. KONIG</b>	1'10.052
RET	<b>21 M. RINALDI</b>	12 Laps
RET	<b>32 I. VINALES</b>	15 Laps

30/09/2023

These data/results cannot be reproduced, stored and/or transmitted in whole or in part by any manner of electronic, mechanical, photocopying, recording, broadcasting or otherwise now known or herein after developed without the previous express consent by the copyright owner, except for reproduction in daily press and regular printed publications on sale to the public within 60 days of the event related to those data/results and always provided that copyright symbol appears together as follows below.

© DORNA WSBK ORGANIZATION Srl 2023



Portimao 4.592 m

## Pirelli Portuguese Round, 29 September - 1 October 2023

### Lap Chart Race 1

2 / 4

#### Lap 1

1	54	T.Razgatlioglu	1'42.360
2	22	A.Lowes	0.059
3	1	A.Bautista	0.373
4	60	M.van der Mark	0.676
5	87	R.Gardner	1.069
6	65	J.Rea	1.237
7	9	D.Petrucci	2.027
8	7	I.Lecuona	2.050
9	31	G.Gerloff	2.323
10	21	M.Rinaldi	2.575
11	45	S.Redding	2.659
12	47	A.Bassani	2.734
13	97	X.Vierge	3.007
14	5	P.Oettl	3.179
15	55	A.Locatelli	3.344
16	28	B.Ray	3.964
17	77	D.Aegerter	4.022
18	34	L.Baldassarri	4.156
19	53	T.Rabat	4.487
20	32	I.Vinales	4.777
21	16	G.Ruij	4.961
22	51	E.Granado	5.524
23	35	H.Syahrin	5.567
24	52	O.Konig	6.198
25	76	L.Baz	18.300

#### Lap 2

1	22	A.Lowes	3'24.126
2	54	T.Razgatlioglu	0.071
3	1	A.Bautista	0.126
4	65	J.Rea	0.214
5	60	M.van der Mark	0.482
6	87	R.Gardner	1.911
7	7	I.Lecuona	2.053
8	21	M.Rinaldi	2.547
9	9	D.Petrucci	3.025
10	47	A.Bassani	3.078
11	31	G.Gerloff	3.238
12	97	X.Vierge	3.477
13	45	S.Redding	3.736
14	5	P.Oettl	3.987
15	55	A.Locatelli	4.053
16	77	D.Aegerter	4.586
17	28	B.Ray	5.013
18	34	L.Baldassarri	5.169
19	16	G.Ruij	6.637
20	32	I.Vinales	6.649
21	53	T.Rabat	6.891
22	35	H.Syahrin	7.168
23	51	E.Granado	7.640
24	52	O.Konig	9.020
25	76	L.Baz	18.849

#### Lap 3

1	22	A.Lowes	5'05.749
2	54	T.Razgatlioglu	0.088
3	65	J.Rea	0.125
4	1	A.Bautista	0.212
5	60	M.van der Mark	0.532
6	87	R.Gardner	1.738
7	7	I.Lecuona	2.233
8	21	M.Rinaldi	2.536
9	31	G.Gerloff	3.216
10	47	A.Bassani	3.366
11	97	X.Vierge	4.007
12	9	D.Petrucci	4.354
13	45	S.Redding	4.507
14	5	P.Oettl	4.750
15	77	D.Aegerter	4.989
16	55	A.Locatelli	5.095
17	28	B.Ray	5.930
18	34	L.Baldassarri	6.589

#### Lap 4

1	54	T.Razgatlioglu	6'47.294
2	1	A.Bautista	0.242
3	65	J.Rea	0.484
4	60	M.van der Mark	0.884
5	22	A.Lowes	1.134
6	87	R.Gardner	1.802
7	21	M.Rinaldi	2.979
8	31	G.Gerloff	3.473
9	7	I.Lecuona	3.558
10	47	A.Bassani	3.922
11	97	X.Vierge	4.228
12	9	D.Petrucci	4.627
13	45	S.Redding	4.816
14	5	P.Oettl	5.056
15	77	D.Aegerter	5.285
16	55	A.Locatelli	5.554
17	28	B.Ray	6.871
18	34	L.Baldassarri	7.463
19	16	G.Ruij	10.277
20	53	T.Rabat	10.361
21	35	H.Syahrin	11.129
22	32	I.Vinales	11.137
23	51	E.Granado	11.299
24	52	O.Konig	14.765
25	76	L.Baz	20.290

#### Lap 5

1	22	A.Lowes	5'05.749
2	54	T.Razgatlioglu	0.088
3	65	J.Rea	0.125
4	1	A.Bautista	0.212
5	60	M.van der Mark	0.532
6	87	R.Gardner	1.738
7	7	I.Lecuona	2.233
8	21	M.Rinaldi	2.536
9	31	G.Gerloff	3.216
10	47	A.Bassani	3.366
11	97	X.Vierge	4.007
12	9	D.Petrucci	4.354
13	45	S.Redding	4.507
14	5	P.Oettl	4.750
15	77	D.Aegerter	4.989
16	55	A.Locatelli	5.095
17	28	B.Ray	5.930
18	34	L.Baldassarri	6.589

#### Lap 6

1	1	A.Bautista	10'09.705
2	54	T.Razgatlioglu	0.103
3	65	J.Rea	0.224
4	22	A.Lowes	1.032
5	60	M.van der Mark	1.521
6	87	R.Gardner	2.149
7	21	M.Rinaldi	2.716
8	31	G.Gerloff	4.088
9	7	I.Lecuona	4.494
10	47	A.Bassani	5.359

#### Lap 7

1	1	A.Bautista	11'50.694
2	54	T.Razgatlioglu	0.077
3	65	J.Rea	0.247
4	22	A.Lowes	0.890
5	60	M.van der Mark	1.659
6	87	R.Gardner	2.775
7	21	M.Rinaldi	3.190
8	31	G.Gerloff	4.369
9	7	I.Lecuona	4.930
10	47	A.Bassani	5.870
11	97	X.Vierge	6.472
12	45	S.Redding	6.671
13	9	D.Petrucci	7.029
14	5	P.Oettl	7.351
15	55	A.Locatelli	7.497
16	77	D.Aegerter	7.881
17	34	L.Baldassarri	12.037
18	28	B.Ray	12.718
19	53	T.Rabat	15.524
20	51	E.Granado	17.394
21	35	H.Syahrin	17.421
22	16	G.Ruij	17.789
23	76	L.Baz	23.311
24	52	O.Konig	24.103

#### Lap 8

1	1	A.Bautista	13'31.183
2	54	T.Razgatlioglu	0.616
3	65	J.Rea	0.683
4	22	A.Lowes	1.540
5	60	M.van der Mark	2.463
6	87	R.Gardner	3.568
7	31	G.Gerloff	5.169
8	7	I.Lecuona	5.735
9	47	A.Bassani	6.883
10	97	X.Vierge	7.641
11	45	S.Redding	7.901
12	5	P.Oettl	8.729
13	55	A.Locatelli	8.921
14	9	D.Petrucci	9.372
15	77	D.Aegerter	9.622
16	34	L.Baldassarri	14.093
17	28	B.Ray	14.731
18	53	T.Rabat	17.751
19	35	H.Syahrin	20.279
20	16	G.Ruij	20.685
21	51	E.Granado	21.027
22	76	L.Baz	24.946
23	52	O.Konig	28.469
24	21	M.Rinaldi	52.654

#### Lap 9

1	1	A.Bautista	15'11.819
2	54	T.Razgatlioglu	0.899
3	65	J.Rea	1.304
4	22	A.Lowes	2.717
5	60	M.van der Mark	3.152

6	87	R.Gardner	4.613
7	31	G.Gerloff	5.831
8	7	I.Lecuona	6.514
9	47	A.Bassani	8.029
10	97	X.Vierge	8.915
11	45	S.Redding	9.134
12	5	P.Oettl	9.653
13	55	A.Locatelli	9.754
14	9	D.Petrucci	10.766
15	77	D.Aegerter	11.026
16	34	L.Baldassarri	16.159
17	28	B.Ray	16.767
18	53	T.Rabat	19.993
19	35	H.Syahrin	23.269
20	16	G.Ruij	23.421
21	51	E.Granado	23.803
22	76	L.Baz	26.055
23	52	O.Konig	32.245

#### Lap 10

1	1	A.Bautista	16'52.938
2	54	T.Razgatlioglu	0.739
3	65	J.Rea	1.296
4	22	A.Lowes	3.423
5	60	M.van der Mark	3.572
6	87	R.Gardner	5.126
7	31	G.Gerloff	5.869
8	7	I.Lecuona	6.971
9	47	A.Bassani	8.861
10	97	X.Vierge	9.579
11	45	S.Redding	9.975
12	5	P.Oettl	10.208
13	55	A.Locatelli	10.339
14	9	D.Petrucci	11.637
15	77	D.Aegerter	11.904
16	34	L.Baldassarri	17.797
17	28	B.Ray	18.287
18	53	T.Rabat	22.246
19	16	G.Ruij	25.774
20	35	H.Syahrin	25.894
21	51	E.Granado	26.217
22	76	L.Baz	26.805
23	52	O.Konig	35.183

#### Lap 11

1	1	A.Bautista	18'33.838
2	54	T.Razgatlioglu	0.744
3	65	J.Rea	1.749
4	22	A.Lowes	4.710
5	60	M.van der Mark	4.753
6	31	G.Gerloff	6.292
7	87	R.Gardner	6.413
8	7	I.Lecuona	7.695
9	47	A.Bassani	9.902
10	97	X.Vierge	10.497
11	45	S.Redding	10.838
12	55	A.Locatelli	10.948
13	5	P.Oettl	11.475
14	9	D.Petrucci	12.701
15	77	D.Aegerter	13.004
16	34	L.Baldassarri	19.603
17	28	B.Ray	20.125
18	53	T.Rabat	24.908
19	16	G.Ruij	28.377
20	76	L.Baz	28.523
21	35	H.Syahrin	28.652
22	51	E.Granado	29.433
23	52	O.Konig	38.346

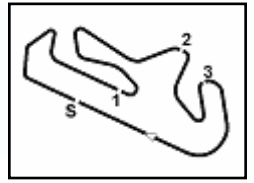
#### Lap 12

1	1	A.Bautista	20'14.770
2	54	T.Razgatlioglu	0.766
3	65	J.Rea	2.134

30/09/2023

These data/results cannot be reproduced, stored and/or transmitted in whole or in part by any manner of electronic, mechanical, photocopying, recording, broadcasting or otherwise now known or herein after developed without the previous express consent by the copyright owner, except for reproduction in daily press and regular printed publications on sale to the public within 60 days of the event related to those data/results and always provided that copyright symbol appears together as follows below.

© DORNA WSBK ORGANIZATION Srl 2023



Portimao 4.592 m

## Pirelli Portuguese Round, 29 September - 1 October 2023

### Lap Chart Race 1

4	60	M.van der Mark	5.288	2	54	T.Razgatioglu	1.021
5	22	A.Lowes	5.805	3	65	J.Rea	3.603
6	31	G.Gerloff	6.858	4	60	M.van der Mark	7.338
7	87	R.Gardner	7.279	5	22	A.Lowes	7.976
8	7	I.Lecuona	8.310	6	31	G.Gerloff	8.110
9	47	A.Bassani	10.635	7	87	R.Gardner	9.274
10	55	A.Locatelli	11.514	8	7	I.Lecuona	10.869
11	97	X.Vierge	11.659	9	55	A.Locatelli	13.782
12	5	P.Oetli	12.631	10	47	A.Bassani	14.437
13	45	S.Redding	12.900	11	97	X.Vierge	14.962
14	9	D.Petrucci	13.734	12	5	P.Oetli	15.392
15	77	D.Aegerter	14.233	13	9	D.Petrucci	17.307
16	34	L.Baldassarri	21.142	14	45	S.Redding	17.870
17	28	B.Ray	21.794	15	77	D.Aegerter	17.979
18	53	T.Rabat	27.350	16	34	L.Baldassarri	26.418
19	76	L.Baz	29.827	17	28	B.Ray	27.046
20	16	G.Ruij	30.742	18	76	L.Baz	34.133
21	35	H.Syahrin	30.846	19	53	T.Rabat	34.565
22	51	E.Granado	31.869	20	35	H.Syahrin	38.138
23	52	O.Konig	41.757	21	16	G.Ruij	39.289
				22	51	E.Granado	39.403
				23	52	O.Konig	52.042

#### Lap 13

1	1	A.Bautista	21'55.672
2	54	T.Razgatioglu	0.729
3	65	J.Rea	2.604
4	60	M.van der Mark	5.751
5	22	A.Lowes	6.460
6	31	G.Gerloff	7.036
7	87	R.Gardner	7.840
8	7	I.Lecuona	8.935
9	47	A.Bassani	11.825
10	55	A.Locatelli	11.963
11	97	X.Vierge	12.777
12	5	P.Oetli	13.453
13	45	S.Redding	14.135
14	9	D.Petrucci	14.770
15	77	D.Aegerter	15.087
16	34	L.Baldassarri	22.611
17	28	B.Ray	23.913
18	53	T.Rabat	29.606
19	76	L.Baz	31.122
20	35	H.Syahrin	33.231
21	16	G.Ruij	33.621
22	51	E.Granado	34.180
23	52	O.Konig	44.893

#### Lap 14

1	1	A.Bautista	23'36.569
2	54	T.Razgatioglu	0.709
3	65	J.Rea	2.932
4	60	M.van der Mark	6.456
5	22	A.Lowes	6.945
6	31	G.Gerloff	7.420
7	87	R.Gardner	8.513
8	7	I.Lecuona	9.818
9	55	A.Locatelli	12.853
10	47	A.Bassani	13.173
11	97	X.Vierge	13.678
12	5	P.Oetli	14.219
13	45	S.Redding	15.545
14	9	D.Petrucci	15.855
15	77	D.Aegerter	16.094
16	34	L.Baldassarri	24.351
17	28	B.Ray	25.403
18	53	T.Rabat	31.778
19	76	L.Baz	32.233
20	35	H.Syahrin	35.425
21	16	G.Ruij	36.215
22	51	E.Granado	36.419
23	52	O.Konig	48.202

#### Lap 15

1	1	A.Bautista	25'17.283
---	---	------------	-----------

#### Lap 16

1	1	A.Bautista	26'58.330
2	54	T.Razgatioglu	0.977
3	65	J.Rea	4.061
4	60	M.van der Mark	8.294
5	22	A.Lowes	8.740
6	31	G.Gerloff	8.835
7	87	R.Gardner	9.980
8	7	I.Lecuona	11.673
9	55	A.Locatelli	14.435
10	47	A.Bassani	15.813
11	97	X.Vierge	15.956
12	5	P.Oetli	16.282
13	9	D.Petrucci	18.040
14	77	D.Aegerter	19.638
15	45	S.Redding	20.073
16	34	L.Baldassarri	28.014
17	28	B.Ray	28.607
18	76	L.Baz	35.567
19	53	T.Rabat	36.596
20	35	H.Syahrin	40.676
21	16	G.Ruij	42.952
22	51	E.Granado	43.019
23	52	O.Konig	55.453

#### Lap 17

1	1	A.Bautista	28'39.303
2	54	T.Razgatioglu	1.203
3	65	J.Rea	4.738
4	60	M.van der Mark	9.757
5	31	G.Gerloff	9.962
6	22	A.Lowes	10.240
7	87	R.Gardner	10.817
8	7	I.Lecuona	12.357
9	55	A.Locatelli	15.638
10	47	A.Bassani	17.446
11	5	P.Oetli	17.519
12	97	X.Vierge	17.650
13	9	D.Petrucci	18.925
14	77	D.Aegerter	20.457
15	45	S.Redding	22.041
16	34	L.Baldassarri	29.780
17	28	B.Ray	30.705
18	76	L.Baz	36.946
19	53	T.Rabat	38.854
20	35	H.Syahrin	43.495
21	51	E.Granado	45.857
22	16	G.Ruij	46.316
23	52	O.Konig	58.942

#### Lap 18

1	1	A.Bautista	30'20.391
2	54	T.Razgatioglu	1.464
3	65	J.Rea	5.348
4	31	G.Gerloff	11.041
5	60	M.van der Mark	11.325
6	22	A.Lowes	11.479
7	87	R.Gardner	11.555
8	7	I.Lecuona	13.176
9	55	A.Locatelli	16.401
10	5	P.Oetli	18.888
11	97	X.Vierge	19.026
12	47	A.Bassani	19.304
13	9	D.Petrucci	19.829
14	77	D.Aegerter	21.266
15	45	S.Redding	24.651
16	34	L.Baldassarri	31.212
17	28	B.Ray	32.646
18	76	L.Baz	38.236
19	53	T.Rabat	41.041
20	35	H.Syahrin	46.351
21	51	E.Granado	48.628
22	16	G.Ruij	48.926
23	52	O.Konig	1'02.612

#### Lap 19

1	1	A.Bautista	32'01.428
2	54	T.Razgatioglu	1.935
3	65	J.Rea	6.475
4	31	G.Gerloff	12.041
5	22	A.Lowes	12.471
6	60	M.van der Mark	12.840
7	87	R.Gardner	12.981
8	7	I.Lecuona	14.485
9	55	A.Locatelli	17.390
10	97	X.Vierge	20.099
11	5	P.Oetli	20.626
12	47	A.Bassani	20.668
13	9	D.Petrucci	20.809
14	77	D.Aegerter	22.290
15	45	S.Redding	27.531
16	34	L.Baldassarri	32.763
17	28	B.Ray	35.036
18	76	L.Baz	39.758
19	53	T.Rabat	43.849
20	35	H.Syahrin	49.438
21	51	E.Granado	51.503
22	16	G.Ruij	51.774
23	52	O.Konig	1'06.437

#### Lap 20

1	1	A.Bautista	33'42.916
2	54	T.Razgatioglu	2.098
3	65	J.Rea	6.790
4	31	G.Gerloff	12.093
5	22	A.Lowes	13.148
6	87	R.Gardner	13.714
7	60	M.van der Mark	14.171
8	7	I.Lecuona	15.442
9	55	A.Locatelli	17.792
10	97	X.Vierge	21.198
11	5	P.Oetli	21.723
12	9	D.Petrucci	21.910
13	47	A.Bassani	23.381
14	77	D.Aegerter	23.457
15	45	S.Redding	29.872
16	34	L.Baldassarri	34.162
17	28	B.Ray	36.702
18	76	L.Baz	40.829
19	53	T.Rabat	46.446
20	35	H.Syahrin	52.185
21	51	E.Granado	53.598
22	16	G.Ruij	53.916

23 52 O.Konig

1'10.052

30/09/2023

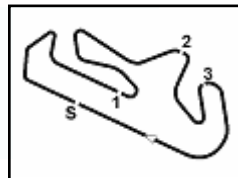
These data/results cannot be reproduced, stored and/or transmitted in whole or in part by any manner of electronic, mechanical, photocopying, recording, broadcasting or otherwise now known or herein after developed without the previous express consent by the copyright owner, except for reproduction in daily press and regular printed publications on sale to the public within 60 days of the event related to those data/results and always provided that copyright symbol appears together as follows below.

© DORNA WSBK ORGANIZATION Srl 2023

FICR PERUGIA TIMING







Portimao 4.592 m

4 / 4

**Pirelli Portuguese Round, 29 September - 1 October 2023**  
**Lap Chart Race 1**
**Race Pace Comparison**

	1 Bau	54 Raz	65 Rea	31 Ger	22 Low	87 Gar	60 vdM	7 Lec	55 Loc	97 Vie	5 Det	9 Pet	47 Bas	77 Aeg
1	1'42.733	1'42.360	1'43.597	1'44.683	1'42.419	1'43.429	1'43.036	1'44.410	1'45.704	1'45.367	1'45.539	1'44.387	1'45.094	1'46.382
2	1'41.519	1'41.837	<b>1'40.743</b>	1'42.681	1'41.707	1'42.608	1'41.572	1'41.769	1'42.475	1'42.236	1'42.574	1'42.764	1'42.110	1'42.330
3	1'41.709	1'41.640	1'41.534	1'41.601	1'41.623	1'41.450	1'41.673	1'41.803	1'42.665	1'42.153	1'42.386	1'42.952	1'41.911	1'42.026
4	1'41.575	1'41.457	1'41.904	1'41.802	1'42.679	1'41.609	1'41.897	1'42.870	1'42.004	1'41.766	1'41.851	1'41.818	1'42.101	1'41.841
5	1'41.009	1'41.278	1'41.010	1'41.731	1'41.199	1'41.338	1'41.535	1'41.595	1'41.700	1'41.905	1'41.760	1'41.818	1'41.542	1'41.832
6	1'41.160	1'41.236	1'41.141	1'41.295	1'41.110	1'41.420	1'41.513	1'41.752	1'41.696	1'41.987	1'41.891	1'41.953	1'42.306	1'42.120
7	1'40.989	1'40.963	1'41.012	1'41.270	<b>1'40.847</b>	1'41.615	<b>1'41.127</b>	1'41.425	1'41.947	1'41.752	1'42.044	1'42.031	<b>1'41.500</b>	1'42.044
8	<b>1'40.489</b>	1'41.028	1'40.925	1'41.289	1'41.139	<b>1'41.282</b>	1'41.293	<b>1'41.294</b>	1'41.913	<b>1'41.658</b>	1'41.867	1'42.832	1'41.502	1'42.230
9	1'40.636	1'40.919	1'41.257	1'41.298	1'41.813	1'41.681	1'41.325	1'41.415	1'41.469	1'41.910	<b>1'41.560</b>	1'42.030	1'41.782	1'42.040
10	1'41.119	1'40.959	1'41.111	1'41.157	1'41.825	1'41.632	1'41.539	1'41.576	1'41.704	1'41.783	1'41.674	1'41.990	1'41.951	1'41.997
11	1'40.900	1'40.905	1'41.353	1'41.323	1'42.187	1'42.187	1'42.081	1'41.624	1'41.509	1'41.818	1'42.167	1'41.964	1'41.941	1'42.000
12	1'40.932	1'40.954	1'41.317	1'41.498	1'42.027	1'41.798	1'41.467	1'41.547	1'41.498	1'42.094	1'42.088	1'41.965	1'41.665	1'42.161
13	1'40.902	<b>1'40.865</b>	1'41.372	<b>1'41.080</b>	1'41.557	1'41.463	1'41.365	1'41.527	<b>1'41.351</b>	1'42.020	1'41.724	1'41.938	1'42.092	<b>1'41.756</b>
14	1'40.897	1'40.877	1'41.225	1'41.281	1'41.382	1'41.570	1'41.602	1'41.780	1'41.787	1'41.798	1'41.663	1'41.982	1'42.245	1'41.904
15	1'40.714	1'41.026	1'41.385	1'41.404	1'41.745	1'41.475	1'41.596	1'41.765	1'41.643	1'41.998	1'41.887	1'42.166	1'41.978	1'42.599
16	1'41.047	1'41.003	1'41.505	1'41.772	1'41.811	1'41.753	1'42.003	1'41.851	1'41.700	1'42.041	1'41.937	<b>1'41.780</b>	1'42.423	1'42.706
17	1'40.973	1'41.199	1'41.650	1'42.100	1'42.473	1'41.810	1'42.436	1'41.657	1'42.176	1'42.667	1'42.210	1'41.858	1'42.606	1'41.792
18	1'41.088	1'41.349	1'41.698	1'42.167	1'42.327	1'41.826	1'42.656	1'41.907	1'41.851	1'42.464	1'42.457	1'41.992	1'42.946	1'41.897
19	1'41.037	1'41.508	1'42.164	1'42.037	1'42.029	1'42.463	1'42.552	1'42.346	1'42.026	1'42.110	1'42.775	1'42.017	1'42.401	1'42.061
20	1'41.488	1'41.651	1'41.803	1'41.540	1'42.165	1'42.221	1'42.819	1'42.445	1'41.890	1'42.587	1'42.585	1'42.589	1'44.201	1'42.655

	45 Red	34 Bal	28 Ray	76 Baz	53 Rab	35 Sya	51 Gra	16 Rui	52 Kon	21 Rin	32 Vin
1	1'45.019	1'46.516	1'46.324	2'00.660	1'46.847	1'47.927	1'47.884	1'47.321	1'48.558	1'44.935	1'47.137
2	1'42.843	1'42.779	1'42.815	1'42.315	1'44.170	1'43.367	1'43.882	1'43.442	1'44.588	1'41.738	<b>1'43.638</b>
3	1'42.394	1'43.043	1'42.540	1'42.516	1'43.517	1'43.410	1'43.399	1'43.463	1'44.473	1'41.612	1'43.704
4	1'41.854	1'42.419	1'42.486	1'42.093	1'43.121	1'43.719	1'43.428	1'43.345	1'44.440	1'41.988	1'43.952
5	1'41.778	1'42.703	1'43.253	1'42.129	1'43.107	1'43.266	1'43.356	1'43.784	1'44.205	<b>1'40.931</b>	2'06.639
6	1'41.870	1'42.627	1'43.169	1'41.821	1'42.875	<b>1'42.954</b>	<b>1'42.841</b>	<b>1'43.185</b>	1'44.234	1'41.217	
7	<b>1'41.607</b>	1'42.644	1'42.825	1'42.471	<b>1'42.581</b>	1'43.472	1'43.298	1'43.943	1'44.299	1'41.463	
8	1'41.719	1'42.545	1'42.502	1'42.124	1'42.716	1'43.347	1'44.122	1'43.385	1'44.855	2'29.953	
9	1'41.869	1'42.702	1'42.672	<b>1'41.745</b>	1'42.878	1'43.626	1'43.412	1'43.372	1'44.412		
10	1'41.960	1'42.757	1'42.639	1'41.869	1'43.372	1'43.744	1'43.533	1'43.472	1'44.057		
11	1'41.763	1'42.706	1'42.738	1'42.618	1'43.562	1'43.658	1'44.116	1'43.503	1'44.063		
12	1'42.994	1'42.471	1'42.601	1'42.236	1'43.374	1'43.126	1'43.368	1'43.297	1'44.343		
13	1'42.137	<b>1'42.371</b>	1'43.021	1'42.197	1'43.158	1'43.287	1'43.213	1'43.781	<b>1'44.038</b>		
14	1'42.307	1'42.637	1'42.387	1'42.008	1'43.069	1'43.091	1'43.136	1'43.491	1'44.206		
15	1'43.039	1'42.781	<b>1'42.357</b>	1'42.614	1'43.501	1'43.427	1'43.698	1'43.788	1'44.554		
16	1'43.250	1'42.643	1'42.608	1'42.481	1'43.078	1'43.585	1'44.663	1'44.710	1'44.458		
17	1'42.941	1'42.739	1'43.071	1'42.352	1'43.231	1'43.792	1'43.811	1'44.337	1'44.462		
18	1'43.698	1'42.520	1'43.029	1'42.378	1'43.275	1'43.944	1'43.859	1'43.698	1'44.758		
19	1'43.917	1'42.588	1'43.427	1'42.559	1'43.845	1'44.124	1'43.912	1'43.885	1'44.862		
20	1'43.829	1'42.887	1'43.154	1'42.559	1'44.085	1'44.235	1'43.583	1'43.630	1'45.103		

30/09/2023

These data/results cannot be reproduced, stored and/or transmitted in whole or in part by any manner of electronic, mechanical, photocopying, recording, broadcasting or otherwise now known or herein after developed without the previous express consent by the copyright owner, except for reproduction in daily press and regular printed publications on sale to the public within 60 days of the event related to those data/results and always provided that copyright symbol appears together as follows below.

© DORNA WSBK ORGANIZATION Srl 2023

## Pirelli Portuguese Round, 29 September - 1 October 2023

### Best Sectors & Speed Race 1

#### RESULTS

Pos	Rank	Name	Team	Laps
1	1	A. BAUTISTA	Ducati Panigale V4R	Laps 20
2	54	T. RAZGATLIOGLU	Yamaha YZF R1	2.098
3	65	J. REA	Kawasaki ZX-10RR	6.790
4	31	G. GERLOFF	BMW M1000 RR	12.093
5	22	A. LOWES	Kawasaki ZX-10RR	13.148
6	87	R. GARDNER	Yamaha YZF R1	13.714
7	60	M. VAN DER MARK	BMW M1000 RR	14.171
8	7	I. LECUONA	Honda CBR1000 RR-R	15.442
9	55	A. LOCATELLI	Yamaha YZF R1	17.792
10	97	X. VIERGE	Honda CBR1000 RR-R	21.198
11	5	P. OETTL	Ducati Panigale V4R	21.723
12	9	D. PETRUCCI	Ducati Panigale V4R	21.910
13	47	A. BASSANI	Ducati Panigale V4R	23.381
14	77	D. AEGERTER	Yamaha YZF R1	23.457
15	45	S. REDDING	BMW M1000 RR	29.872
16	34	L. BALDASSARRI	Yamaha YZF R1	34.162
17	28	B. RAY	Yamaha YZF R1	36.702
18	76	L. BAZ	BMW M1000 RR	40.829
19	53	T. RABAT	Kawasaki ZX-10RR	46.446
20	35	H. SYHRIN	Honda CBR1000 RR-R	52.185
21	51	E. GRANADO	Honda CBR1000 RR-R	52.588
22	16	G. RUIJU	BMW M1000 RR	53.916
23	52	D. KONIG	Kawasaki ZX-10RR	1'10.052
RET	21	M. RINALDI	Ducati Panigale V4R	12 Laps
RET	32	I. VINALES	Kawasaki ZX-10RR	15 Laps

#### SPEED

Pos	Rank	Name	Team	Speed
1	54	T. RAZGATLIOGLU	Yamaha YZF R1	316,8
2	1	A. BAUTISTA	Ducati Panigale V4R	315,0
3	65	J. REA	Kawasaki ZX-10RR	315,0
4	76	L. BAZ	BMW M1000 RR	315,0
5	55	A. LOCATELLI	Yamaha YZF R1	311,4
6	60	M. VAN DER MARK	BMW M1000 RR	311,4
7	22	A. LOWES	Kawasaki ZX-10RR	310,5
8	28	B. RAY	Yamaha YZF R1	310,5
9	34	L. BALDASSARRI	Yamaha YZF R1	310,5
10	31	G. GERLOFF	BMW M1000 RR	309,6
11	9	D. PETRUCCI	Ducati Panigale V4R	309,6
12	5	P. OETTL	Ducati Panigale V4R	307,8
13	45	S. REDDING	BMW M1000 RR	307,0
14	87	R. GARDNER	Yamaha YZF R1	307,0
15	97	X. VIERGE	Honda CBR1000 RR-R	307,0
16	7	I. LECUONA	Honda CBR1000 RR-R	307,0
17	47	A. BASSANI	Ducati Panigale V4R	306,1
18	53	T. RABAT	Kawasaki ZX-10RR	306,1
19	77	D. AEGERTER	Yamaha YZF R1	304,4
20	52	D. KONIG	Kawasaki ZX-10RR	304,4
21	16	G. RUIJU	BMW M1000 RR	302,7
22	35	H. SYHRIN	Honda CBR1000 RR-R	301,8
23	21	M. RINALDI	Ducati Panigale V4R	300,2
24	51	E. GRANADO	Honda CBR1000 RR-R	299,3
25	32	I. VINALES	Kawasaki ZX-10RR	290,5

#### SEG. 1

1	1	A. BAUTISTA	31.584
2	54	T. RAZGATLIOGLU	31.729
3	21	M. RINALDI	31.848
4	22	A. LOWES	31.853
5	31	G. GERLOFF	31.883
6	7	I. LECUONA	31.900
7	65	J. REA	31.904
8	60	M. VAN DER MARK	31.910
9	87	R. GARDNER	31.945
10	47	A. BASSANI	32.011
11	76	L. BAZ	32.013
12	55	A. LOCATELLI	32.023
13	45	S. REDDING	32.024
14	5	P. OETTL	32.045
15	9	D. PETRUCCI	32.052
16	97	X. VIERGE	32.054
17	34	L. BALDASSARRI	32.145
18	77	D. AEGERTER	32.185
19	28	B. RAY	32.219
20	53	T. RABAT	32.408
21	51	E. GRANADO	32.650
22	35	H. SYHRIN	32.652
23	16	G. RUIJU	32.693
24	52	D. KONIG	32.912
25	32	I. VINALES	32.934

#### SEG. 2

1	22	A. LOWES	29.958
2	54	T. RAZGATLIOGLU	29.994
3	65	J. REA	30.009
4	31	G. GERLOFF	30.012
5	55	A. LOCATELLI	30.084
6	21	M. RINALDI	30.095
7	1	A. BAUTISTA	30.112
8	77	D. AEGERTER	30.176
9	87	R. GARDNER	30.177
10	5	P. OETTL	30.222
11	60	M. VAN DER MARK	30.268
12	76	L. BAZ	30.289
13	7	I. LECUONA	30.316
14	47	A. BASSANI	30.317
15	9	D. PETRUCCI	30.362
16	28	B. RAY	30.373
17	45	S. REDDING	30.394
18	97	X. VIERGE	30.459
19	34	L. BALDASSARRI	30.482
20	35	H. SYHRIN	30.568
21	51	E. GRANADO	30.577
22	53	T. RABAT	30.620
23	16	G. RUIJU	30.670
24	32	I. VINALES	30.887
25	52	D. KONIG	30.954

#### SEG. 3

1	54	T. RAZGATLIOGLU	21.067
2	65	J. REA	21.171
3	1	A. BAUTISTA	21.189
4	60	M. VAN DER MARK	21.216
5	31	G. GERLOFF	21.231
6	7	I. LECUONA	21.247
7	47	A. BASSANI	21.252
8	21	M. RINALDI	21.292
9	22	A. LOWES	21.312
10	87	R. GARDNER	21.334
11	76	L. BAZ	21.351
12	9	D. PETRUCCI	21.373
13	55	A. LOCATELLI	21.386
14	77	D. AEGERTER	21.386
15	45	S. REDDING	21.394
16	97	X. VIERGE	21.397
17	28	B. RAY	21.461
18	5	P. OETTL	21.473
19	53	T. RABAT	21.485
20	34	L. BALDASSARRI	21.543
21	35	H. SYHRIN	21.572
22	32	I. VINALES	21.605
23	51	E. GRANADO	21.694
24	16	G. RUIJU	21.719
25	52	D. KONIG	21.736

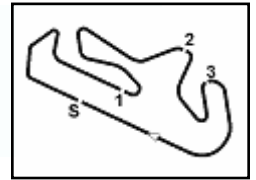
#### SEG. 4

1	1	A. BAUTISTA	17.439
2	65	J. REA	17.494
3	7	I. LECUONA	17.546
4	87	R. GARDNER	17.567
5	60	M. VAN DER MARK	17.570
6	55	A. LOCATELLI	17.573
7	47	A. BASSANI	17.576
8	5	P. OETTL	17.586
9	21	M. RINALDI	17.612
10	77	D. AEGERTER	17.612
11	97	X. VIERGE	17.618
12	22	A. LOWES	17.629
13	31	G. GERLOFF	17.655
14	45	S. REDDING	17.661
15	9	D. PETRUCCI	17.669
16	16	G. RUIJU	17.720
17	34	L. BALDASSARRI	17.751
18	76	L. BAZ	17.754
19	54	T. RAZGATLIOGLU	17.766
20	35	H. SYHRIN	17.783
21	51	E. GRANADO	17.827
22	28	B. RAY	17.863
23	53	T. RABAT	17.874
24	32	I. VINALES	17.897
25	52	D. KONIG	18.176

30/09/2023

These data/results cannot be reproduced, stored and/or transmitted in whole or in part by any manner of electronic, mechanical, photocopying, recording, broadcasting or otherwise now known or herein after developed without the previous express consent by the copyright owner, except for reproduction in daily press and regular printed publications on sale to the public within 60 days of the event related to those data/results and always provided that copyright symbol appears together as follows below.

© DORNA WSBK ORGANIZATION Srl 2023



## Pirelli Portuguese Round, 29 September - 1 October 2023

### Chronological Analysis Race 1

Portimao 4.592 m

Start at 14:00'44.176

1 / 5

1° 1 A. BAUTISTA [1'40.489]							
Lap	Seg1	Seg2	Seg3	Seg4	Lap Time	km/h	Local Time
1		30.352	21.292	17.514	1'42.733	186,2	14:02'26.909
2	32.232	30.302	21.385	17.600	1'41.519	297,7	14:04'08.428
3	32.307	30.418	21.532	17.452	1'41.709	296,9	14:05'50.137
4	32.462	30.334	21.276	17.503	1'41.575	301,0	14:07'31.712
5	31.906	30.243	21.290	17.570	1'41.009	301,8	14:09'12.721
6	32.336	30.125	21.224	17.475	1'41.160	309,6	14:10'53.881
7	31.839	30.347	21.246	17.557	1'40.989	<b>315,0</b>	14:12'34.870
8	31.602	30.237	<b>21.189</b>	17.461	<b>1'40.489</b>	311,4	14:14'15.359
9	<b>31.584</b>	30.364	21.210	17.478	1'40.636	313,2	14:15'55.995
10	32.091	30.315	21.193	17.520	1'41.119	310,5	14:17'37.114
11	31.819	30.284	21.308	17.489	1'40.900	308,7	14:19'18.014
12	31.798	30.280	21.415	<b>17.439</b>	1'40.932	308,7	14:20'58.946
13	31.936	30.214	21.266	17.486	1'40.902	308,7	14:22'39.848
14	31.951	<b>30.112</b>	21.337	17.497	1'40.897	311,4	14:24'20.745
15	31.741	30.216	21.253	17.504	1'40.714	309,6	14:26'01.459
16	31.780	30.421	21.366	17.480	1'41.047	308,7	14:27'42.506
17	31.859	30.287	21.312	17.515	1'40.973	309,6	14:29'23.479
18	31.872	30.276	21.336	17.604	1'41.088	308,7	14:31'04.567
19	31.804	30.306	21.403	17.524	1'41.037	308,7	14:32'45.604
20	31.884	30.359	21.515	17.730	1'41.488	313,2	14:34'27.092
Race Time 33'42.916							

16	32.147	30.343	21.282	17.733	1'41.505	312,3	14:27'46.567
17	32.170	30.386	21.282	17.812	1'41.650	312,3	14:29'28.217
18	32.057	30.407	21.303	17.931	1'41.698	<b>315,0</b>	14:31'09.915
19	32.317	30.468	21.512	17.867	1'42.164	313,2	14:32'52.079
20	32.094	30.363	21.418	17.928	1'41.803	312,3	14:34'33.882
Race Time 33'49.706							

2° 54 T. RAZGATLIOGLU [1'40.865]							
Lap	Seg1	Seg2	Seg3	Seg4	Lap Time	km/h	Local Time
1		30.175	21.378	17.827	1'42.360	181,2	14:02'26.536
2	32.313	30.352	21.406	<b>17.766</b>	1'41.837	311,4	14:04'08.373
3	32.202	30.292	21.352	17.794	1'41.640	303,5	14:05'50.013
4	32.350	30.212	<b>21.067</b>	17.828	1'41.457	314,1	14:07'31.470
5	31.927	30.296	21.138	17.917	1'41.278	315,9	14:09'12.748
6	32.081	30.064	21.238	17.853	1'41.236	313,2	14:10'53.984
7	31.765	30.144	21.212	17.842	1'40.963	312,3	14:12'34.947
8	<b>31.729</b>	30.203	21.271	17.825	1'41.028	311,4	14:14'15.975
9	31.781	30.136	21.089	17.913	1'40.919	315,9	14:15'56.894
10	31.948	30.044	21.113	17.854	1'40.959	315,0	14:17'37.853
11	31.889	30.077	21.102	17.837	1'40.905	315,9	14:19'18.758
12	31.853	30.057	21.230	17.814	1'40.954	315,9	14:20'59.712
13	31.816	30.018	21.215	17.816	<b>1'40.865</b>	<b>316,8</b>	14:22'40.577
14	31.909	<b>29.994</b>	21.163	17.811	1'40.877	<b>316,8</b>	14:24'21.454
15	31.820	30.226	21.166	17.814	1'41.026	313,2	14:26'02.480
16	31.832	30.094	21.271	17.806	1'41.003	<b>316,8</b>	14:27'43.483
17	31.901	30.185	21.235	17.878	1'41.199	315,9	14:29'24.682
18	31.894	30.206	21.276	17.973	1'41.349	<b>316,8</b>	14:31'06.031
19	32.074	30.260	21.257	17.917	1'41.508	315,9	14:32'47.539
20	32.038	30.232	21.403	17.978	1'41.651	<b>316,8</b>	14:34'29.190
Race Time 33'45.014							

4° 31 G. GERLOFF [1'41.080]								
Lap	Seg1	Seg2	Seg3	Seg4	Lap Time	km/h	Local Time	
1			30.635	21.477	17.686	1'44.683	195,2	14:02'28.859
2	33.161	30.379	21.486	<b>17.655</b>	1'42.681	298,5	14:04'11.540	
3	32.226	30.342	21.312	17.721	1'41.601	285,2	14:05'53.141	
4	32.185	30.591	21.320	17.706	1'41.802	297,7	14:07'34.943	
5	32.236	30.324	21.445	17.726	1'41.731	301,8	14:09'16.674	
6	<b>31.883</b>	30.462	21.247	17.703	1'41.295	307,0	14:10'57.969	
7	32.168	30.078	21.259	17.765	1'41.270	297,7	14:12'39.239	
8	31.949	30.305	21.280	17.755	1'41.289	300,2	14:14'20.528	
9	32.103	30.133	21.295	17.767	1'41.298	298,5	14:16'01.826	
10	32.011	30.168	<b>21.231</b>	17.747	1'41.157	301,8	14:17'42.983	
11	32.082	30.124	21.314	17.803	1'41.323	296,1	14:19'24.306	
12	32.146	30.213	21.413	17.726	1'41.498	301,8	14:21'05.804	
13	31.986	<b>30.012</b>	21.308	17.774	<b>1'41.080</b>	300,2	14:22'46.884	
14	32.071	30.056	21.301	17.853	1'41.281	303,5	14:24'28.165	
15	31.973	30.221	21.441	17.769	1'41.404	301,0	14:26'09.569	
16	32.177	30.362	21.520	17.713	1'41.772	293,7	14:27'51.341	
17	32.023	30.511	21.796	17.770	1'42.100	<b>309,6</b>	14:29'33.441	
18	32.302	30.525	21.421	17.919	1'42.167	292,1	14:31'15.608	
19	32.216	30.470	21.430	17.921	1'42.037	304,4	14:32'57.645	
20	32.114	30.114	21.409	17.903	1'41.540	308,7	14:34'39.185	
Race Time 33'55.009								

3° 65 J. REA [1'40.743]							
Lap	Seg1	Seg2	Seg3	Seg4	Lap Time	km/h	Local Time
1		30.299	<b>21.171</b>	<b>17.494</b>	1'43.597	172,0	14:02'27.773
2	<b>31.904</b>	30.086	21.198	17.555	<b>1'40.743</b>	296,9	14:04'08.516
3	32.434	30.240	21.253	17.607	1'41.534	292,1	14:05'50.050
4	32.567	30.520	21.173	17.644	1'41.904	308,7	14:07'31.954
5	32.080	30.042	21.257	17.631	1'41.010	298,5	14:09'12.964
6	32.245	30.181	21.172	17.543	1'41.141	292,9	14:10'54.105
7	31.910	30.219	21.255	17.628	1'41.012	297,7	14:12'35.117
8	31.961	<b>30.009</b>	21.308	17.647	1'40.925	302,7	14:14'16.042
9	31.985	30.384	21.251	17.637	1'41.257	308,7	14:15'57.299
10	32.035	30.098	21.266	17.712	1'41.111	305,2	14:17'38.410
11	32.176	30.206	21.198	17.773	1'41.353	302,7	14:19'19.763
12	32.023	30.234	21.312	17.748	1'41.317	308,7	14:21'01.080
13	32.094	30.184	21.311	17.783	1'41.372	309,6	14:22'42.452
14	32.075	30.065	21.343	17.742	1'41.225	309,6	14:24'23.677
15	32.115	30.239	21.304	17.727	1'41.385	311,4	14:26'05.062

5° 22 A. LOWES [1'40.847]								
Lap	Seg1	Seg2	Seg3	Seg4	Lap Time	km/h	Local Time	
1			30.204	21.351	17.694	1'42.419	178,5	14:02'26.595
2	32.126	30.344	21.367	17.870	1'41.707	309,6	14:04'08.302	
3	32.170	30.255	21.355	17.843	1'41.623	<b>310,5</b>	14:05'49.925	
4	33.146	30.513	21.364	17.656	1'42.679	307,0	14:07'32.604	
5	31.925	30.083	21.486	17.705	1'41.199	295,3	14:09'13.803	
6	32.030	30.109	21.325	17.646	1'41.110	300,2	14:10'54.913	
7	31.922	<b>29.958</b>	21.338	<b>17.629</b>	<b>1'40.847</b>	306,1	14:12'35.760	
8	<b>31.853</b>	30.230	<b>21.312</b>	17.744	1'41.139	309,6	14:14'16.899	
9	31.863	30.733	21.357	17.860	1'41.813	304,4	14:15'58.712	
10	32.173	30.317	21.377	17.958	1'41.825	305,2	14:17'40.537	
11	32.161	30.710	21.389	17.927	1'42.187	307,0	14:19'22.724	
12	32.412	30.416	21.411	17.788	1'42.027	288,2	14:21'04.751	
13	32.110	30.245	21.356	17.846	1'41.557	<b>310,5</b>	14:22'46.308	
14	32.160	30.121	21.331	17.770	1'41.382	309,6	14:24'27.690	
15	32.153	30.343	21.444	17.805	1'41.745	306,1	14:26'09.435	
16	32.062	30.470	21.490	17.789	1'41.811	304,4	14:27'51.246	
17	32.404	30.433	21.732	17.904	1'42.473	301,0	14:29'33.719	
18	32.223	30.503	21.633	17.968	1'42.327	296,9	14:31'16.046	
19	32.220	30.352	21.519	17.938	1'42.029	306,1	14:32'58.075	
20	32.225	30.345	21.566	18.029	1'42.165	309,6	14:34'40.240	
Race Time 33'56.064								

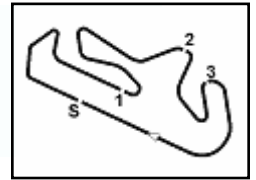
6° 87 R. GARDNER [1'41.282]								
Lap	Seg1	Seg2	Seg3	Seg4	Lap Time	km/h	Local Time	
1			30.352	<b>21.334</b>	<b>17.567</b>	1'43.429	187,5	14:02'27.605
2	33.193	30.345	21.344	17.726	1'42.608	303,5	14:04'10.213	
3	32.125	30.319	21.424	17.582	1'41.450	301,8	14:05'51.663	
4	32.084	30.468	21.388	17.669	1'41.609	301,8	14:07'33.272	
5	32.022	<b>30.177</b>	21.445	17.694	1'41.338	298,5	14:09'14.610	
6	32.143	30.188	21.515	17.574	1'41.420	292,1	14:10'56.030	
7	32.136	30.213	21.626	17.640	1'41.615	301,0	14:12'37.645	
8	32.047	30.205	21.391	17.639	<b>1'41.282</b>	298,5	14:14'18.927	
9	32.078	30.448	21.465	17.690	1'41.681	300,2	14:16'00.608	

30/09/2023

P = Pits In/Out - C = Lap Time Cancelled

These data/results cannot be reproduced, stored and/or transmitted in whole or in part by any manner of electronic, mechanical, photocopying, recording, broadcasting or otherwise now known or herein after developed without the previous express consent by the copyright owner, except for reproduction in daily press and regular printed publications on sale to the public within 60 days of the event related to those data/results and always provided that copyright symbol appears together as follows below.

© DORNA WSBK ORGANIZATION Srl 2023



**Pirelli Portuguese Round, 29 September - 1 October 2023**  
**Chronological Analysis Race 1**

Portimao 4.592 m

Start at 14:00'44.176

2 / 5

10	32.136	30.327	21.452	17.717	1'41.632	304,4	14:17'42.240	4	32.483	30.312	21.471	17.738	1'42.004	283,7	14:07'37.024
11	32.030	30.684	21.672	17.801	1'42.187	299,3	14:19'24.427	5	32.205	30.261	21.547	17.687	1'41.700	288,2	14:09'18.724
12	32.378	30.262	21.452	17.706	1'41.798	289,7	14:21'06.225	6	32.152	30.252	21.534	17.758	1'41.696	294,5	14:11'00.420
13	32.095	30.189	21.422	17.757	1'41.463	302,7	14:22'47.688	7	32.758	30.099	21.421	17.669	1'41.947	294,5	14:12'42.367
14	32.120	30.307	21.466	17.677	1'41.570	<b>307,0</b>	14:24'29.258	8	32.487	30.282	21.433	17.711	1'41.913	297,7	14:14'24.280
15	<b>31.945</b>	30.448	21.454	17.628	1'41.475	303,5	14:26'10.733	9	32.066	30.229	21.501	17.673	1'41.469	296,1	14:16'05.749
16	32.236	30.432	21.415	17.670	1'41.753	302,7	14:27'52.486	10	32.094	30.364	21.518	17.728	1'41.704	291,3	14:17'47.453
17	32.189	30.543	21.457	17.621	1'41.810	304,4	14:29'34.296	11	32.279	30.109	21.410	17.711	1'41.509	292,9	14:19'28.962
18	32.101	30.481	21.531	17.713	1'41.826	298,5	14:31'16.122	12	32.127	30.236	<b>21.386</b>	17.749	1'41.498	295,3	14:21'10.460
19	32.516	30.410	21.793	17.744	1'42.463	284,4	14:32'58.585	13	32.094	<b>30.084</b>	21.393	17.780	<b>1'41.351</b>	306,1	14:22'51.811
20	32.331	30.394	21.570	17.926	1'42.221	289,0	14:34'40.806	14	32.169	<b>30.084</b>	21.645	17.889	1'41.787	293,7	14:24'33.598

Race Time 33'56.630

**7° 60 M. VAN DER MARK [1'41.127]**

Lap	Seg1	Seg2	Seg3	Seg4	Lap Time	km/h	Local Time
1		30.299	21.288	17.575	1'43.036	183,7	14:02'27.212
2	32.167	30.346	21.446	17.613	1'41.572	297,7	14:04'08.784
3	32.369	30.301	21.392	17.611	1'41.673	289,0	14:05'50.457
4	32.464	30.514	21.272	17.647	1'41.897	291,3	14:07'32.354
5	31.913	<b>30.268</b>	21.723	17.631	1'41.535	301,8	14:09'13.889
6	32.917	30.367	21.309	<b>17.570</b>	1'41.513	291,3	14:10'55.402
7	<b>31.260</b>	30.280	21.349	<b>17.588</b>	<b>1'41.127</b>	301,8	14:12'36.529
8	32.061	30.403	<b>21.216</b>	17.613	1'41.293	308,7	14:14'17.822
9	31.939	30.386	21.383	17.617	1'41.325	307,0	14:15'59.147
10	31.998	30.482	21.322	17.737	1'41.539	296,1	14:17'40.686
11	32.230	30.609	21.432	17.810	1'42.081	289,0	14:19'22.767
12	32.037	30.370	21.388	17.672	1'41.467	304,4	14:21'04.234
13	31.971	30.328	21.345	17.721	1'41.365	308,7	14:22'45.599
14	32.056	30.381	21.373	17.792	1'41.602	<b>311,4</b>	14:24'27.201
15	32.045	30.381	21.436	17.734	1'41.596	307,0	14:26'08.797
16	32.148	30.616	21.573	17.666	1'42.003	307,8	14:27'50.800
17	32.337	30.691	21.709	17.699	1'42.436	303,5	14:29'33.236
18	32.285	30.650	21.804	17.917	1'42.656	304,4	14:31'15.892
19	32.527	30.582	21.623	17.820	1'42.552	295,3	14:32'58.444
20	32.660	30.699	21.556	17.904	1'42.819	295,3	14:34'41.263

Race Time 33'57.087

**8° 71 L. LECUONA [1'41.294]**

Lap	Seg1	Seg2	Seg3	Seg4	Lap Time	km/h	Local Time
1		30.651	21.523	<b>17.546</b>	1'44.410	180,0	14:02'28.586
2	32.386	30.340	21.336	17.707	1'41.769	300,2	14:04'10.355
3	32.441	30.322	21.340	17.700	1'41.803	302,7	14:05'52.158
4	32.497	31.166	21.602	17.605	1'42.870	303,5	14:07'35.028
5	<b>31.900</b>	30.449	21.425	17.821	1'41.595	305,2	14:09'16.623
6	32.332	30.355	21.400	17.665	1'41.752	290,5	14:10'58.375
7	32.070	30.332	21.341	17.682	1'41.425	295,3	14:12'39.800
8	31.998	30.342	21.249	17.705	<b>1'41.294</b>	301,8	14:14'21.094
9	32.108	30.350	<b>21.247</b>	17.710	1'41.415	297,7	14:16'02.509
10	32.115	30.417	21.257	17.787	1'41.576	298,5	14:17'44.085
11	32.164	30.452	21.271	17.737	1'41.624	301,8	14:19'25.709
12	32.101	30.382	21.346	17.718	1'41.547	305,2	14:21'07.256
13	32.167	<b>30.316</b>	21.334	17.710	1'41.527	304,4	14:22'48.783
14	32.253	30.418	21.382	17.727	1'41.780	301,0	14:24'30.563
15	32.045	30.562	21.429	17.729	1'41.765	<b>307,0</b>	14:26'12.328
16	32.027	30.581	21.523	17.720	1'41.851	305,2	14:27'54.179
17	32.144	30.356	21.430	17.727	1'41.657	305,2	14:29'35.836
18	32.155	30.510	21.393	17.849	1'41.907	303,5	14:31'17.743
19	32.418	30.534	21.518	17.876	1'42.346	298,5	14:33'00.089
20	32.397	30.547	21.615	17.886	1'42.445	303,5	14:34'42.534

Race Time 33'58.358

**9° 55 A. LOCATELLI [1'41.351]**

Lap	Seg1	Seg2	Seg3	Seg4	Lap Time	km/h	Local Time
1		30.820	21.620	17.601	1'45.704	212,1	14:02'29.880
2	32.810	30.442	21.650	<b>17.573</b>	1'42.475	286,7	14:04'12.355
3	33.377	30.192	21.495	17.601	1'42.665	301,0	14:05'55.020

**10° 97 X. VIERGE [1'41.658]**

Lap	Seg1	Seg2	Seg3	Seg4	Lap Time	km/h	Local Time
1		31.069	21.545	17.627	1'45.367	196,3	14:02'29.543
2	32.634	30.485	21.499	<b>17.618</b>	1'42.236	288,2	14:04'11.779
3	32.517	<b>30.459</b>	21.538	17.639	1'42.153	285,9	14:05'53.932
4	32.179	30.569	<b>21.397</b>	17.621	1'41.766	297,7	14:07'35.698
5	32.209	30.522	21.550	17.624	1'41.905	292,1	14:09'17.603
6	32.256	30.493	21.571	17.667	1'41.987	302,7	14:10'59.590
7	32.169	30.494	21.460	17.629	1'41.752	296,9	14:12'41.342
8	32.100	30.474	21.440	17.644	<b>1'41.658</b>	303,5	14:14'23.000
9	32.173	30.523	21.556	17.658	1'41.910	292,9	14:16'04.910
10	32.132	30.499	21.431	17.721	1'41.783	302,7	14:17'46.693
11	32.122	30.523	21.520	17.653	1'41.818	304,4	14:19'28.511
12	32.131	30.511	21.779	17.673	1'42.094	301,8	14:21'10.605
13	32.293	30.502	21.518	17.707	1'42.020	292,9	14:22'52.625
14	32.208	30.494	21.422	17.674	1'41.798	295,3	14:24'34.423
15	32.301	30.513	21.497	17.687	1'41.998	292,1	14:26'16.421
16	32.131	30.544	21.633	17.733	1'42.041	299,3	14:27'58.462
17	32.517	30.763	21.672	17.715	1'42.667	291,3	14:29'41.129
18	32.624	30.558	21.544	17.738	1'42.464	286,7	14:31'23.593
19	<b>32.054</b>	30.644	21.585	17.827	1'42.110	<b>307,0</b>	14:33'05.703
20	32.315	30.665	21.775	17.832	1'42.587	<b>307,0</b>	14:34'48.290

Race Time 34'04.114

**11° 5 P. OETTL [1'41.560]**

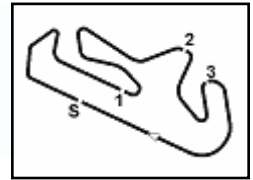
Lap	Seg1	Seg2	Seg3	Seg4	Lap Time	km/h	Local Time
1		30.983	21.649	<b>17.586</b>	1'45.539	192,1	14:02'29.715
2	32.790	30.422	21.704	17.658	1'42.574	285,9	14:04'12.289
3	32.547	30.532	21.631	17.676	1'42.386	293,7	14:05'54.675
4	32.207	30.460	21.548	17.636	1'41.851	289,0	14:07'36.526
5	32.179	30.360	21.564	17.657	1'41.760	292,9	14:09'18.286
6	32.200	30.351	21.730	17.610	1'41.891	290,5	14:11'00.177
7	32.624	30.226	21.515	17.679	1'42.044	298,5	14:12'42.221
8	32.467	<b>30.222</b>	<b>21.473</b>	17.705	1'41.867	303,5	14:14'24.088
9	32.069	30.259	21.525	17.707	<b>1'41.560</b>	304,4	14:16'05.648
10	32.077	30.348	21.521	17.728	1'41.674	299,3	14:17'47.322
11	32.575	30.365	21.551	17.676	1'42.167	294,5	14:19'29.489
12	32.172	30.545	21.640	17.731	1'42.088	298,5	14:21'11.577
13	<b>32.045</b>	30.337	21.561	17.781	1'41.724	303,5	14:22'53.301
14	32.138	30.261	21.558	17.706	1'41.663	305,2	14:24'34.964
15	32.107	30.352	21.650	17.778	1'41.887	305,2	14:26'16.851
16	32.132	30.409	21.625	17.771	1'41.937	301,8	14:27'58.788
17	32.196	30.564	21.744	17.706	1'42.210	295,3	14:29'40.998
18	32.439	30.351	21.741	17.926	1'42.457	298,5	14:31'23.455
19	32.399	30.633	21.705	18.038	1'42.775	<b>307,8</b>	14:33'06.230
20	32.396	30.519	21.805	17.865	1'42.585	301,0	14:34'48.815

30/09/2023

P = Pits In/Out - C = Lap Time Cancelled

These data/results cannot be reproduced, stored and/or transmitted in whole or in part by any manner of electronic, mechanical, photocopying, recording, broadcasting or otherwise now known or herein after developed without the previous express consent by the copyright owner, except for reproduction in daily press and regular printed publications on sale to the public within 60 days of the event related to those data/results and always provided that copyright symbol appears together as follows below.

© DORNA WSBK ORGANIZATION Srl 2023



## Pirelli Portuguese Round, 29 September - 1 October 2023

### Chronological Analysis Race 1

Portimao 4.592 m

Start at 14:00'44.176

3 / 5

12° 9 D. PETRUCCI [1'41.780]							
Lap	Seg1	Seg2	Seg3	Seg4	Lap Time	km/h	Local Time
1		30.726	21.505	<b>17.669</b>	1'44.387	186,5	14:02'28.563
2	32.779	30.739	21.552	17.694	1'42.764	294,5	14:04'11.327
3	33.192	30.522	21.502	17.736	1'42.952	299,3	14:05'54.279
4	32.133	30.543	21.404	17.738	1'41.818	298,5	14:07'36.097
5	<b>32.052</b>	30.528	21.465	17.773	1'41.818	304,4	14:09'17.915
6	32.173	30.465	21.576	17.739	1'41.953	303,5	14:10'59.868
7	32.484	30.416	<b>21.373</b>	17.758	1'42.031	301,8	14:12'41.899
8	33.325	30.406	21.379	17.722	1'42.832	304,4	14:14'24.731
9	32.111	30.475	21.619	17.825	1'42.030	306,1	14:16'06.761
10	32.265	30.456	21.424	17.845	1'41.990	298,5	14:17'48.751
11	32.235	30.486	21.440	17.803	1'41.964	301,0	14:19'30.715
12	32.235	30.366	21.506	17.858	1'41.965	296,9	14:21'12.680
13	32.192	<b>30.362</b>	21.421	17.963	1'41.938	300,2	14:22'54.618
14	32.214	30.429	21.482	17.857	1'41.982	301,0	14:24'36.600
15	32.433	30.449	21.446	17.838	1'42.166	302,7	14:26'18.766
16	32.065	30.407	21.451	17.857	<b>1'41.780</b>	308,7	14:28'00.546
17	32.094	30.524	21.469	17.771	1'41.858	305,2	14:29'42.404
18	32.354	30.373	21.389	17.876	1'41.992	305,2	14:31'24.396
19	32.177	30.537	21.504	17.799	1'42.017	<b>309,6</b>	14:33'06.413
20	32.519	30.544	21.601	17.925	1'42.589	298,5	14:34'49.002

Race Time 34'04.639

15	32.445	30.689	21.648	17.817	1'42.599	296,1	14:26'19.438
16	32.507	30.677	21.785	17.737	1'42.706	287,4	14:28'02.144
17	32.355	30.284	21.541	<b>17.612</b>	1'41.792	<b>304,4</b>	14:29'43.936
18	<b>32.185</b>	30.449	21.549	17.714	1'41.897	<b>304,4</b>	14:31'25.833
19	32.255	30.447	21.583	17.776	1'42.061	303,5	14:33'07.894
20	32.417	30.586	21.830	17.822	1'42.655	299,3	14:34'50.549

Race Time 34'06.373

13° 47 A. BASSANI [1'41.500]							
Lap	Seg1	Seg2	Seg3	Seg4	Lap Time	km/h	Local Time
1		30.646	21.547	<b>17.576</b>	1'45.094	201,0	14:02'29.270
2	32.334	30.593	21.561	17.622	1'42.110	288,2	14:04'11.380
3	32.606	<b>30.317</b>	21.322	17.666	1'41.911	<b>306,1</b>	14:05'53.291
4	32.217	30.649	21.556	17.679	1'42.101	288,2	14:07'35.392
5	32.064	30.390	21.313	17.775	1'41.542	295,3	14:09'16.934
6	32.670	30.450	21.398	17.788	1'42.306	291,3	14:10'59.240
7	32.092	30.395	<b>21.252</b>	17.761	<b>1'41.500</b>	293,7	14:12'40.740
8	<b>32.011</b>	30.421	21.287	17.783	1'41.502	302,7	14:14'22.242
9	32.127	30.482	21.344	17.829	1'41.782	300,2	14:16'04.024
10	32.216	30.512	21.346	17.877	1'41.951	301,0	14:17'45.975
11	32.134	30.568	21.379	17.860	1'41.941	298,5	14:19'27.916
12	32.105	30.474	21.315	17.771	1'41.665	299,3	14:21'09.581
13	32.234	30.537	21.430	17.891	1'42.092	301,8	14:22'51.673
14	32.520	30.444	21.408	17.873	1'42.245	302,7	14:24'33.918
15	32.180	30.429	21.490	17.879	1'41.978	291,3	14:26'15.896
16	32.197	30.624	21.664	17.938	1'42.423	302,7	14:27'58.319
17	32.366	30.670	21.628	17.942	1'42.606	300,2	14:29'40.925
18	33.028	30.642	21.499	17.777	1'42.946	299,3	14:31'23.871
19	32.238	30.702	21.551	17.910	1'42.401	292,1	14:33'06.272
20	33.808	30.616	21.633	18.144	1'44.201	243,5	14:34'50.473

Race Time 34'06.297

15° 45 S. REDDING [1'41.607]							
Lap	Seg1	Seg2	Seg3	Seg4	Lap Time	km/h	Local Time
1		30.730	21.580	17.783	1'45.019	192,8	14:02'29.195
2	33.011	30.583	21.576	17.673	1'42.843	293,7	14:04'12.038
3	32.664	30.512	21.557	<b>17.661</b>	1'42.394	288,2	14:05'54.432
4	32.283	30.500	<b>21.394</b>	17.677	1'41.854	293,7	14:07'36.286
5	32.264	<b>30.394</b>	21.398	17.722	1'41.778	292,9	14:09'18.064
6	32.215	30.449	21.535	17.671	1'41.870	298,5	14:10'59.934
7	32.115	<b>30.394</b>	21.434	17.664	<b>1'41.607</b>	304,4	14:12'41.541
8	<b>32.024</b>	30.515	21.492	17.688	1'41.719	294,5	14:14'23.260
9	32.086	30.566	21.530	17.687	1'41.869	291,3	14:16'05.129
10	32.124	30.579	21.400	17.857	1'41.960	299,3	14:17'47.089
11	32.122	30.429	21.476	17.736	1'41.763	306,1	14:19'28.852
12	32.599	30.587	21.983	17.825	1'42.994	301,8	14:21'11.846
13	32.180	30.532	21.521	17.904	1'42.137	299,3	14:22'53.983
14	32.257	30.570	21.632	17.848	1'42.307	298,5	14:24'36.290
15	32.537	30.946	21.603	17.953	1'43.039	<b>307,0</b>	14:26'19.329
16	32.298	30.857	22.147	17.948	1'43.250	301,8	14:28'02.579
17	32.479	30.746	21.774	17.942	1'42.941	301,8	14:29'45.520
18	32.530	31.175	21.884	18.109	1'43.698	301,0	14:31'29.218
19	32.717	31.174	21.901	18.125	1'43.917	305,2	14:33'13.135
20	32.563	31.095	22.011	18.160	1'43.829	303,5	14:34'56.964

Race Time 34'12.788

14° 77 D. AEGERTER [1'41.756]							
Lap	Seg1	Seg2	Seg3	Seg4	Lap Time	km/h	Local Time
1		31.041	21.748	17.795	1'46.382	199,2	14:02'30.558
2	32.708	30.246	21.552	17.824	1'42.330	296,1	14:04'12.888
3	32.436	30.349	21.597	17.644	1'42.026	297,7	14:05'54.914
4	32.430	30.267	21.452	17.692	1'41.841	288,2	14:07'36.755
5	32.214	30.277	21.581	17.760	1'41.832	288,2	14:09'18.587
6	32.552	30.278	21.581	17.709	1'42.120	291,3	14:11'00.707
7	32.677	<b>30.176</b>	21.532	17.659	1'42.044	290,5	14:12'42.751
8	32.646	30.370	21.517	17.697	1'42.230	296,1	14:14'24.981
9	32.217	30.486	21.628	17.709	1'42.040	300,2	14:16'07.021
10	32.400	30.404	<b>21.386</b>	17.807	1'41.997	301,8	14:17'49.018
11	32.499	30.327	21.481	17.693	1'42.000	299,3	14:19'31.018
12	32.565	30.347	21.535	17.714	1'42.161	291,3	14:21'13.179
13	32.216	30.329	21.464	17.747	<b>1'41.756</b>	300,2	14:22'54.935
14	32.358	30.324	21.462	17.760	1'41.904	297,7	14:24'36.839

Race Time 34'17.078

16° 34 L. BALDASSARRI [1'42.371]							
Lap	Seg1	Seg2	Seg3	Seg4	Lap Time	km/h	Local Time
1		30.955	21.793	<b>17.751</b>	1'46.516	201,8	14:02'30.692
2	32.933	<b>30.482</b>	21.555	17.809	1'42.779	291,3	14:04'13.471
3	32.799	30.867	21.548	17.829	1'43.043	289,7	14:05'56.514
4	32.402	30.500	21.697	17.820	1'42.419	297,7	14:07'38.933
5	32.353	30.675	21.762	17.913	1'42.703	301,8	14:09'21.636
6	32.493	30.560	21.640	17.934	1'42.627	287,4	14:11'04.263
7	32.509	30.653	21.639	17.843	1'42.644	296,1	14:12'46.907
8	32.199	30.736	21.595	18.015	1'42.545	309,6	14:14'29.452
9	32.353	30.720	21.745	17.884	1'42.702	305,2	14:16'12.154
10	32.474	30.701	21.677	17.905	1'42.757	301,8	14:17'54.911
11	32.535	30.692	<b>21.543</b>	17.936	1'42.706	303,5	14:19'37.617
12	32.414	30.545	21.636	17.876	1'42.471	306,1	14:21'20.088
13	<b>32.145</b>	30.677	21.579	17.970	<b>1'42.371</b>	307,8	14:23'02.459
14	32.400	30.714	21.598	17.925	1'42.637	307,0	14:24'45.096
15	32.480	30.682	21.699	17.920	1'42.781	307,8	14:26'27.877
16	32.469	30.576	21.675	17.923	1'42.643	305,2	14:28'10.520
17	32.563	30.621	21.566	17.989	1'42.739	305,2	14:29'53.259
18	32.283	30.758	21.555	17.924	1'42.520	308,7	14:31'35.779
19	32.362	30.639	21.668	17.919	1'42.588	307,0	14:33'18.367
20	32.436	30.604	21.723	18.124	1'42.887	<b>310,5</b>	14:35'01.254

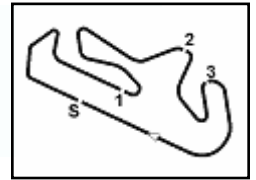
Race Time 34'17.078

17° 28 B. RAY [1'42.357]							
Lap	Seg1	Seg2	Seg3	Seg4	Lap Time	km/h	Local Time
1		30.979	21.668	17.945	1'46.324	196,7	14:02'30.500
2	32.778	30.640	21.534	<b>17.863</b>	1'42.815	296,9	14:04'13.315
3	32.718	<b>30.373</b>	21.516	17.933	1'42.540	302,7	14:05'55.855
4	32.448	30.592	<b>21.461</b>	17.985	1'42.486	307,8	14:07'38.341
5	32.571	30.866	21.717	18.099	1'43.253	305,2	14:09'21.594
6	32.603	30.870	21.671	18.025	1'43.169	306,1	14:11'04.763
7	32.587	30.634	21.648	17.956	1'42.825	297,7	14:12'47.588
8	32.382	30.614	21.588	17.918	1'42.502	304,4	14:14'30.090

Race Time 34'17.078

30/09/2023 P = Pits In/Out - C = Lap Time Cancelled

These data/results cannot be reproduced, stored and/or transmitted in whole or in part by any manner of electronic, mechanical, photocopying, recording, broadcasting or otherwise now known or herein after developed without the previous express consent by the copyright owner, except for reproduction in daily press and regular printed publications on sale to the public within 60 days of the event related to those data/results and always provided that copyright symbol appears together as follows below.



Portimao 4.592 m

## Pirelli Portuguese Round, 29 September - 1 October 2023

### Chronological Analysis Race 1

Start at 14:00'44.176

4 / 5

9	32.393	30.710	21.618	17.951	1'42.672	304,4	14:16'12.762	3	33.000	30.860	21.693	17.857	1'43.410	276,4	14:05'58.880
10	32.519	30.664	21.494	17.962	1'42.639	299,3	14:17'55.401	4	33.153	30.863	21.762	17.941	1'43.719	273,6	14:07'42.599
11	32.430	30.655	21.605	18.048	1'42.738	307,0	14:19'38.139	5	32.811	30.720	21.697	18.038	1'43.266	290,5	14:09'25.865
12	32.555	30.513	21.602	17.931	1'42.601	305,2	14:21'20.740	6	32.729	<b>30.568</b>	21.835	17.822	<b>1'42.954</b>	287,4	14:11'08.819
13	32.369	30.847	21.652	18.153	1'43.021	303,5	14:23'03.761	7	33.159	30.741	21.775	17.797	1'43.472	296,9	14:12'52.291
14	32.391	30.559	21.515	17.922	1'42.387	308,7	14:24'46.148	8	32.688	30.666	21.893	18.100	1'43.347	301,0	14:14'35.638
15	<b>32.219</b>	30.639	21.576	17.923	<b>1'42.357</b>	309,6	14:26'28.505	9	32.867	31.062	21.608	18.089	1'43.626	296,1	14:16'19.264
16	32.470	30.507	21.657	17.974	1'42.608	307,8	14:28'11.113	10	33.196	30.813	21.802	17.933	1'43.744	296,1	14:18'03.008
17	32.537	30.861	21.625	18.048	1'43.071	307,0	14:29'54.184	11	33.061	30.798	22.016	<b>17.783</b>	1'43.658	275,0	14:19'46.666
18	32.457	30.809	21.661	18.102	1'43.029	<b>310,5</b>	14:31'37.213	12	32.804	30.774	21.746	17.802	1'43.126	<b>282,2</b>	14:21'29.792
19	32.461	30.952	21.818	18.196	1'43.427	308,7	14:33'20.640	13	<b>32.652</b>	30.775	21.748	18.112	1'43.287	<b>301,8</b>	14:23'13.079
20	32.599	30.780	21.687	18.088	1'43.154	308,7	14:35'03.794	14	32.757	30.727	<b>21.572</b>	18.035	1'43.091	296,1	14:24'56.170

Race Time 34:19.618

#### 18° 76 L. BAZ [1'41.745]

Lap	Seg1	Seg2	Seg3	Seg4	Lap Time	km/h	Local Time
1		30.787	21.611	17.782	2'00.660		14:02'44.836
2	32.520	30.516	21.494	17.785	1'42.315	310,5	14:04'27.151
3	32.449	30.571	21.486	18.010	1'42.516	310,5	14:06'09.667
4	32.355	30.521	21.448	17.769	1'42.093	304,4	14:07'51.760
5	32.121	30.557	21.601	17.850	1'42.129	306,1	14:09'33.889
6	32.241	<b>30.289</b>	21.512	17.779	1'41.821	313,2	14:11'15.710
7	32.281	30.820	21.607	17.763	1'42.471	300,2	14:12'58.181
8	32.233	30.719	21.418	<b>17.754</b>	1'42.124	311,4	14:14'40.305
9	<b>32.013</b>	30.443	21.451	17.838	<b>1'41.745</b>	312,3	14:16'22.050
10	32.090	30.489	<b>21.351</b>	17.939	1'41.869	312,3	14:18'03.919
11	32.607	30.593	21.636	17.782	1'42.618	293,7	14:19'46.537
12	32.279	30.488	21.543	17.926	1'42.236	302,7	14:21'28.773
13	32.337	30.347	21.641	17.872	1'42.197	311,4	14:23'10.970
14	32.423	30.316	21.440	17.829	1'42.008	303,5	14:24'52.978
15	32.386	30.678	21.612	17.938	1'42.614	288,2	14:26'35.592
16	32.349	30.561	21.702	17.869	1'42.481	309,6	14:28'18.073
17	32.419	30.547	21.536	17.850	1'42.352	307,8	14:30'00.425
18	32.273	30.610	21.638	17.857	1'42.378	314,1	14:31'42.803
19	32.382	30.510	21.754	17.913	1'42.559	311,4	14:33'25.362
20	32.293	30.649	21.671	17.946	1'42.559	<b>315,0</b>	14:35'07.921

Race Time 34:23.745

#### 19° 53 T. RABAT [1'42.581]

Lap	Seg1	Seg2	Seg3	Seg4	Lap Time	km/h	Local Time
1		31.028	21.767	17.882	1'46.847	206,0	14:02'31.023
2	33.801	30.783	21.658	17.928	1'44.170	287,4	14:04'15.193
3	33.061	30.827	21.681	17.948	1'43.517	282,2	14:05'58.710
4	32.744	30.690	21.813	<b>17.874</b>	1'43.121	292,9	14:07'41.831
5	32.625	30.958	21.508	18.016	1'43.107	305,2	14:09'24.938
6	32.652	<b>30.620</b>	21.611	17.992	1'42.875	299,3	14:11'07.813
7	<b>32.408</b>	30.758	<b>21.485</b>	17.930	<b>1'42.581</b>	294,5	14:12'50.394
8	32.483	30.780	21.519	17.934	1'42.716	296,9	14:14'33.110
9	32.534	30.812	21.543	17.989	1'42.878	301,0	14:16'15.988
10	32.769	30.912	21.517	18.174	1'43.372	290,5	14:17'59.360
11	32.812	30.998	21.540	18.212	1'43.562	300,2	14:19'42.922
12	32.832	30.789	21.540	18.213	1'43.374	300,2	14:21'26.296
13	32.561	30.887	21.580	18.130	1'43.158	302,7	14:23'09.454
14	32.773	30.739	21.516	18.041	1'43.069	302,7	14:24'52.523
15	32.847	31.065	21.582	18.007	1'43.501	289,7	14:26'36.024
16	32.643	30.666	21.629	18.140	1'43.078	298,5	14:28'19.102
17	32.613	30.892	21.633	18.093	1'43.231	301,8	14:30'02.333
18	32.577	30.936	21.688	18.074	1'43.275	<b>306,1</b>	14:31'45.608
19	32.708	31.074	21.845	18.218	1'43.845	<b>306,1</b>	14:33'29.453
20	32.871	31.088	21.886	18.240	1'44.085	304,4	14:35'13.538

Race Time 34:29.362

#### 20° 35 H. SYAHRIN [1'42.954]

Lap	Seg1	Seg2	Seg3	Seg4	Lap Time	km/h	Local Time
1		31.129	21.868	17.918	1'47.927	187,2	14:02'32.103
2	32.970	30.779	21.724	17.894	1'43.367	289,7	14:04'15.470

#### 21° 51 E. GRANADO [1'42.841]

Lap	Seg1	Seg2	Seg3	Seg4	Lap Time	km/h	Local Time	
1			31.131	21.834	18.038	1'47.884	199,6	14:02'32.060
2	33.206	30.829	21.817	18.030	1'43.882	287,4	14:04'15.942	
3	32.824	30.844	21.759	17.972	1'43.399	292,1	14:05'59.341	
4	32.870	30.975	21.697	17.886	1'43.428	290,5	14:07'42.769	
5	32.950	30.695	21.709	18.002	1'43.356	277,8	14:09'26.125	
6	32.731	<b>30.577</b>	21.706	<b>17.827</b>	<b>1'42.841</b>	282,9	14:11'08.966	
7	32.657	30.928	21.756	17.957	1'43.298	290,5	14:12'52.264	
8	32.918	30.774	22.452	17.978	1'44.122	295,3	14:14'36.386	
9	<b>32.650</b>	30.974	21.795	17.993	1'43.412	293,7	14:16'19.798	
10	32.739	31.025	21.805	17.964	1'43.533	<b>299,3</b>	14:18'03.331	
11	33.004	31.343	21.776	17.993	1'44.116	285,9	14:19'47.447	
12	32.916	30.787	21.735	17.930	1'43.368	287,4	14:21'30.815	
13	32.769	30.733	21.716	17.995	1'43.213	292,1	14:23'14.028	
14	32.832	30.670	<b>21.694</b>	17.940	1'43.136	295,3	14:24'57.164	
15	32.780	31.079	21.817	18.022	1'43.698	288,2	14:26'40.862	
16	33.520	31.250	21.854	18.039	1'44.663	294,5	14:28'25.525	
17	32.934	31.024	21.715	18.138	1'43.811	281,5	14:30'09.336	
18	32.966	30.939	21.783	18.171	1'43.859	292,1	14:31'53.195	
19	33.056	31.002	21.746	18.108	1'43.912	296,1	14:33'37.107	
20	32.888	30.773	21.857	18.065	1'43.583	297,7	14:35'20.690	

Race Time 34:36.514

#### 22° 16 G. RUIJL [1'43.185]

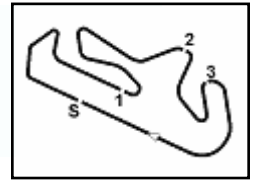
Lap	Seg1	Seg2	Seg3	Seg4	Lap Time	km/h	Local Time	
1			31.154	21.799	17.731	1'47.321	199,9	14:02'31.497
2	33.145	30.706	21.744	17.847	1'43.442	281,5	14:04'14.939	
3	32.914	30.750	<b>21.719</b>	18.080	1'43.463	296,9	14:05'58.402	
4	32.732	30.821	21.870	17.922	1'43.345	301,8	14:07'41.747	
5	32.733	31.132	21.771	18.148	1'43.784	301,0	14:09'25.531	
6	32.758	30.699	21.846	17.882	<b>1'43.185</b>	289,0	14:11'08.716	
7	33.585	<b>30.670</b>	21.968	<b>17.720</b>	1'43.943	<b>302,7</b>	14:12'52.659	
8	32.824	30.810	21.945	17.806	1'43.385	290,5	14:14'36.044	
9	<b>32.693</b>	31.041	21.792	17.846	1'43.372	291,3	14:16'19.416	
10	32.756	30.874	21.839	18.003	1'43.472	301,8	14:18'02.888	
11	32.749	30.955	21.856	17.943	1'43.503	299,3	14:19'46.391	
12	32.819	30.823	21.792	17.863	1'43.297	<b>302,7</b>	14:21'29.688	
13	33.092	30.904	21.846	17.939	1'43.781	301,8	14:23'13.469	
14	32.788	30.838	21.900	17.965	1'43.491	295,3	14:24'56.960	
15	32.862	30.876	22.015	18.035	1'43.788	<b>302,7</b>	14:26'40.748	
16	33.479	31.047	22.074	18.110	1'44.710	296,1	14:28'25.458	
17	33.039	31.293	21.925	18.080	1'44.337	287,4	14:30'09.795	
18	32.913	30.967	21.843	17.975	1'43.698	283,7	14:31'53.493	
19	33.053	30.924	21.903	18.005	1'43.885	286,7	14:33'37.378	

30/09/2023

P = Pits In/Out - C = Lap Time Cancelled

These data/results cannot be reproduced, stored and/or transmitted in whole or in part by any manner of electronic, mechanical, photocopying, recording, broadcasting or otherwise now known or herein after developed without the previous express consent by the copyright owner, except for reproduction in daily press and regular printed publications on sale to the public within 60 days of the event related to those data/results and always provided that copyright symbol appears together as follows below.

© DORNA WSBK ORGANIZATION Srl 2023



Start at 14:00'44.176

20 32.856 30.878 21.953 17.943 1'43.630 292,9 14:35'21.008  
Race Time 34'36.832

23° 52 O. KONIG [1'44.038]							
Lap	Seg.1	Seg.2	Seg.3	Seg.4	Lap Time	km/h	Local Time
1		31.223	21.871	18.218	1'48.558	203,7	14:02'32.734
2	33.291	31.084	21.868	18.345	1'44.588	290,5	14:04'17.322
3	33.238	31.079	21.869	18.287	1'44.473	289,0	14:06'01.795
4	33.245	30.998	21.978	18.219	1'44.440	288,2	14:07'46.235
5	33.076	31.013	21.810	18.306	1'44.205	298,5	14:09'30.440
6	33.075	31.002	21.751	18.406	1'44.234	292,9	14:11'14.674
7	32.999	31.332	21.789	18.179	1'44.299	289,7	14:12'58.973
8	33.418	31.293	21.883	18.261	1'44.855	296,1	14:14'43.828
9	33.100	31.042	21.925	18.345	1'44.412	291,3	14:16'28.240
10	33.026	31.043	<b>21.736</b>	18.252	1'44.057	297,7	14:18'12.297
11	<b>32.912</b>	31.060	21.862	18.229	1'44.063	298,5	14:19'56.360
12	33.229	<b>30.954</b>	21.886	18.274	1'44.343	297,7	14:21'40.703
13	32.930	30.983	21.949	<b>18.176</b>	<b>1'44.038</b>	297,7	14:23'24.741
14	33.108	30.990	21.817	18.291	1'44.206	300,2	14:25'08.947
15	33.265	31.125	21.800	18.364	1'44.554	297,7	14:26'53.501
16	33.091	31.149	21.860	18.358	1'44.458	297,7	14:28'37.959
17	33.132	31.051	21.894	18.385	1'44.462	302,7	14:30'22.421
18	33.183	31.185	22.021	18.369	1'44.758	303,5	14:32'07.179
19	33.260	31.185	22.022	18.395	1'44.862	<b>304,4</b>	14:33'52.041
20	33.188	31.405	22.070	18.440	1'45.103	301,0	14:35'37.144

Race Time 34'52.968

RET 21 M. RINALDI [1'40.931]							
Lap	Seg.1	Seg.2	Seg.3	Seg.4	Lap Time	km/h	Local Time
1		30.654	21.480	17.663	1'44.935	198,5	14:02'29.111
2	32.329	30.434	21.343	17.632	1'41.738	294,5	14:04'10.849
3	32.214	30.332	21.388	17.678	1'41.612	298,5	14:05'52.461
4	32.379	30.599	21.398	<b>17.612</b>	1'41.988	293,7	14:07'34.449
5	<b>31.848</b>	30.160	<b>21.292</b>	17.631	<b>1'40.931</b>	<b>300,2</b>	14:09'15.380
6	32.040	<b>30.095</b>	21.447	17.635	1'41.217	297,7	14:10'56.597
7	32.173	30.283	21.322	17.685	1'41.463	298,5	14:12'38.060
8	36.021	50.574	22.943	40.415	2'29.953P	<b>300,2</b>	14:15'08.013

Race Time 14'23.837

RET 32 I. VINALES [1'43.638]							
Lap	Seg.1	Seg.2	Seg.3	Seg.4	Lap Time	km/h	Local Time
1		31.332	21.639	<b>17.897</b>	1'47.137	197,7	14:02'31.313
2	<b>32.934</b>	30.955	21.694	18.055	<b>1'43.638</b>	<b>290,5</b>	14:04'14.951
3	33.100	<b>30.887</b>	21.650	18.067	1'43.704	283,7	14:05'58.655
4	33.203	30.977	<b>21.605</b>	18.167	1'43.952	285,2	14:07'42.607
5	33.422	31.476	22.022	39.719	2'06.639P	273,6	14:09'49.246

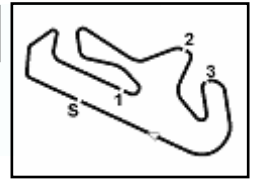
Race Time 9'05.070

30/09/2023

P = Pits In/Out - C = Lap Time Cancelled

These data/results cannot be reproduced, stored and/or transmitted in whole or in part by any manner of electronic, mechanical, photocopying, recording, broadcasting or otherwise now known or herein after developed without the previous express consent by the copyright owner, except for reproduction in daily press and regular printed publications on sale to the public within 60 days of the event related to those data/results and always provided that copyright symbol appears together as follows below.

© DORNA WSBK ORGANIZATION Srl 2023



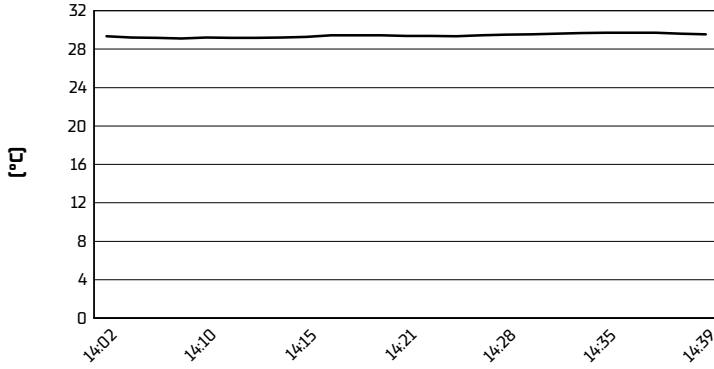
Portimao 4.592 m

**Pirelli Portuguese Round, 29 September - 1 October 2023**

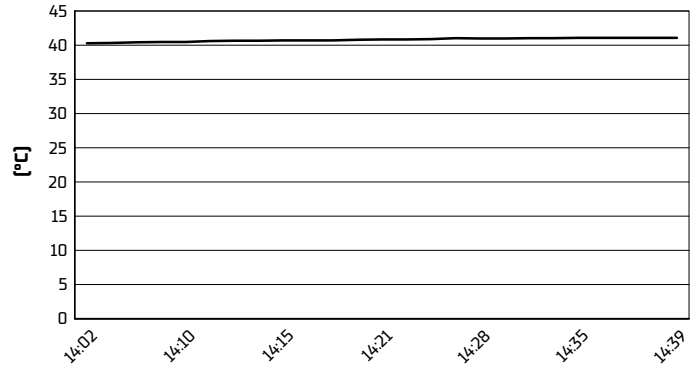
**Weather Report Race 1**

Session started 14:00 - Session ended 14:39


**Air Temperature**



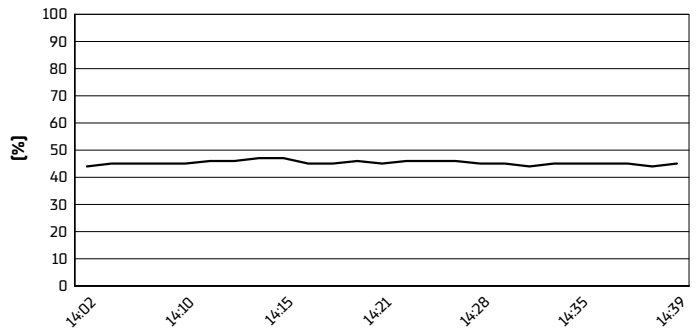
**Track Temperature**



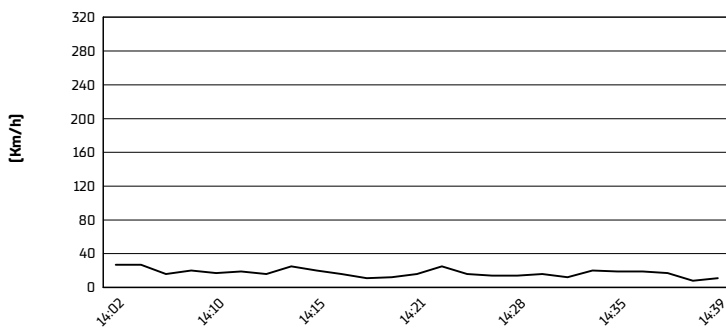
**Air Pressure**



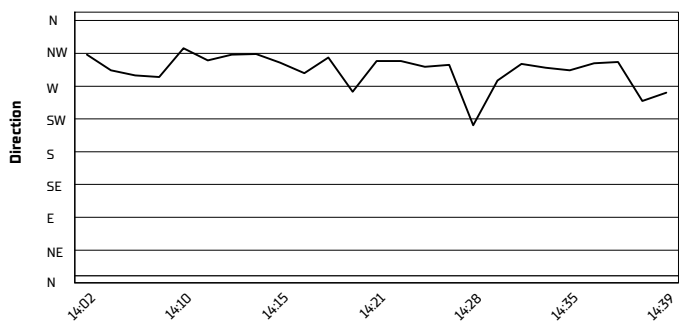
**Humidity**



**Wind Speed**



**Wind Direction**

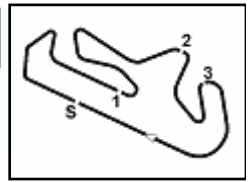


30/09/2023

These data/results cannot be reproduced, stored and/or transmitted in whole or in part by any manner of electronic, mechanical, photocopying, recording, broadcasting or otherwise now known or herein after developed without the previous express consent by the copyright owner, except for reproduction in daily press and regular printed publications on sale to the public within 60 days of the event related to those data/results and always provided that copyright symbol appears together as follows below.

© DORNA WSBK ORGANIZATION Srl 2023





Portimao 4.592 m

## Pirelli Portuguese Round, 29 September - 1 October 2023

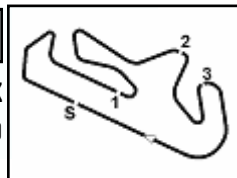
### Manufacturers Standings

	Points	Points From First	Points From Previous	February 26	March 5	April 23	May 7	June 4	July 2	July 16	July 30	September 10	September 24	October 1	October 29			
				PHILIP ISLAND	MANDALIKA	ASSEN	BARCELONA	MISANO	DONINGTON PARK	IMOLA	MOST	MAGNY-COURS	ARAGON	PORTIMAO	JEREZ			
1 <b>DUCATI</b>	<b>605</b>			25 25 12	25 25 5	25 25 12	25 25 12	25 25 12	25 25 9	25 20 9	16 25 7	20 25 9	25 25 12	25				
2 <b>YAMAHA</b>	<b>503</b>	102		16 16 7	20 20 12	16 20 7	20 20 9	16 20 9	20 20 12	20 25 12	20 10 12	25 20 12	20 20 7	20				
3 <b>KAWASAKI</b>	<b>365</b>	240	138	20 8 6	7 3 7	20 7 9	16 13 5	11 13 5	16 11 7	16 16 6	25 16 9	16 16 7	16 13 9	16				
4 <b>BMW</b>	<b>195</b>	410	170	7 4	10 6 2	6 9 2	7 6 3	5 8 1	8 13 3	8 9 1	13 8 1	13 11 3	8 6 1	13				
5 <b>HONDA</b>	<b>181</b>	424	14	10 10 2	9 16 4	5 2 1	10 10 6	8 11 2	5 2	4 6	11 7	4 7 1	6 10 4	8				

30/09/2023 First Line: Race 1 & 2 - Second Line: Tissot Superpole Race

These data/results cannot be reproduced, stored and/or transmitted in whole or in part by any manner of electronic, mechanical, photocopying, recording, broadcasting or otherwise now known or herein after developed without the previous express consent by the copyright owner, except for reproduction in daily press and regular printed publications on sale to the public within 60 days of the event related to those data/results and always provided that copyright symbol appears together as follows below.

© DORNA WSBK ORGANIZATION Srl 2023



Portimao 4.592 m

## Pirelli Portuguese Round, 29 September - 1 October 2023

### Best Laps & Speeds

No.	Rider Bike	Nat	Best Lap		FP1		FP2		FP3		SP		RC1	
			LL	SPD	LL	SPD	LL	SPD	LL	SPD	LL	SPD	LL	SPD
1	<b>65 J. REA</b> Kawasaki ZX-10RR	GBR	<b>1'39.620</b> 77 315,0		1'41.394 19 314,0		1'41.018 17 314,0		1'40.831 14 <b>315,0</b>		1'39.620 7 <b>315,0</b>		1'40.743 20 <b>315,0</b>	
2	<b>22 A. LOWES</b> Kawasaki ZX-10RR	GBR	<b>1'39.762</b> 75 318,7		1'42.115 19 313,1		1'41.413 20 <b>318,7</b>		1'40.702 12 315,0		<b>1'39.762</b> 4 312,2		1'40.847 20 310,4	
3	<b>1 A. BAUTISTA</b> Ducati Panigale V4R	ESP	<b>1'39.811</b> 80 315,9		1'41.196 19 307,8		1'40.476 20 314,0		<b>1'39.811</b> 14 <b>315,9</b>		1'39.989 7 311,3		1'40.489 20 315,0	
4	<b>55 A. LOCATELLI</b> Yamaha YZF R1	ITA	<b>1'39.872</b> 75 314,0		1'41.749 18 307,8		1'41.197 17 311,3		1'40.606 13 <b>314,0</b>		<b>1'39.872</b> 7 313,1		1'41.351 20 311,3	
5	<b>54 T. RAZGATLIOGLU</b> Yamaha YZF R1	TUR	<b>1'39.891</b> 77 318,7		1'41.419 15 <b>318,7</b>		1'41.199 23 315,0		1'40.914 12 316,8		<b>1'39.891</b> 7 315,9		1'40.865 20 316,8	
6	<b>21 M. RINALDI</b> Ducati Panigale V4R	ITA	<b>1'40.107</b> 61 316,8		1'41.480 19 311,3		1'40.827 18 315,0		<b>1'40.107</b> 10 <b>316,8</b>		1'40.385 6 312,2		1'40.931 8 300,1	
7	<b>7 I. LECUONA</b> Honda CBR1000 RR-R	ESP	<b>1'40.133</b> 73 315,0		1'41.563 17 313,1		1'41.379 17 310,4		1'40.410 13 <b>315,0</b>		<b>1'40.133</b> 6 310,4		1'41.294 20 306,9	
8	<b>5 P. OETTL</b> Ducati Panigale V4R	GER	<b>1'40.168</b> 80 312,2		1'41.784 20 309,6		1'41.386 20 311,3		<b>1'40.168</b> 14 <b>312,2</b>		1'40.262 6 308,7		1'41.560 20 307,8	
9	<b>60 M. VAN DER MARK</b> BMW M1000 RR	NED	<b>1'40.171</b> 76 317,7		1'41.978 16 314,0		1'41.177 18 314,0		1'40.536 15 316,8		<b>1'40.171</b> 7 <b>317,7</b>		1'41.127 20 311,3	
10	<b>9 D. PETRUCCI</b> Ducati Panigale V4R	ITA	<b>1'40.198</b> 74 314,0		1'41.495 17 <b>314,0</b>		1'41.189 18 313,1		1'40.423 12 311,3		<b>1'40.198</b> 7 311,3		1'41.780 20 309,6	
11	<b>87 R. GARDNER</b> Yamaha YZF R1	AUS	<b>1'40.207</b> 74 313,1		1'42.101 17 311,3		1'41.022 18 312,2		1'40.301 13 <b>313,1</b>		<b>1'40.207</b> 6 <b>313,1</b>		1'41.282 20 306,9	
12	<b>45 S. REDDING</b> BMW M1000 RR	GBR	<b>1'40.381</b> 71 315,9		1'41.708 15 309,6		1'41.729 16 310,4		1'40.415 15 311,3		<b>1'40.381</b> 5 <b>315,9</b>		1'41.607 20 306,9	
13	<b>31 G. GERLOFF</b> BMW M1000 RR	USA	<b>1'40.385</b> 79 317,7		1'40.763 17 316,8		1'41.320 22 314,0		1'40.451 14 <b>317,7</b>		<b>1'40.385</b> 6 315,0		1'41.080 20 309,6	
14	<b>97 X. VIERGE</b> Honda CBR1000 RR-R	ESP	<b>1'40.453</b> 73 314,0		1'42.024 19 312,2		1'41.718 18 313,1		1'40.941 13 311,3		<b>1'40.453</b> 3 <b>314,0</b>		1'41.658 20 306,9	
15	<b>47 A. BASSANI</b> Ducati Panigale V4R	ITA	<b>1'40.473</b> 68 313,1		1'42.154 17 311,3		1'41.402 17 312,2		1'41.671 8 312,2		<b>1'40.473</b> 6 <b>313,1</b>		1'41.500 20 306,1	
16	<b>76 L. BAZ</b> BMW M1000 RR	FRA	<b>1'40.594</b> 79 319,6		1'42.154 18 315,0		1'41.694 20 318,7		1'40.699 15 <b>319,6</b>		<b>1'40.594</b> 6 315,9		1'41.745 20 315,0	
17	<b>77 D. AEGERTER</b> Yamaha YZF R1	SUI	<b>1'40.672</b> 80 312,2		1'42.369 21 310,4		1'41.367 20 <b>312,2</b>		1'40.689 13 310,4		<b>1'40.672</b> 6 311,3		1'41.756 20 304,3	
18	<b>34 L. BALDASSARRI</b> Yamaha YZF R1	ITA	<b>1'41.137</b> 77 310,4		1'42.201 18 308,7		1'41.927 20 308,7		<b>1'41.137</b> 13 309,6		1'41.286 6 306,9		1'42.371 20 <b>310,4</b>	
19	<b>28 B. RAY</b> Yamaha YZF R1	GBR	<b>1'41.147</b> 69 311,3		1'42.782 16 308,7		1'42.756 15 <b>311,3</b>		1'41.628 13 309,6		<b>1'41.147</b> 5 310,4		1'42.357 20 310,4	
20	<b>53 T. RABAT</b> Kawasaki ZX-10RR	ESP	<b>1'41.754</b> 76 308,7		1'43.741 20 302,6		1'42.910 18 304,3		1'42.100 12 303,5		<b>1'41.754</b> 6 <b>308,7</b>		1'42.581 20 306,1	
21	<b>35 H. SYHRIN</b> Honda CBR1000 RR-R	MAS	<b>1'41.895</b> 64 306,9		1'43.005 16 303,5		1'43.096 12 304,3		1'42.362 11 302,6		<b>1'41.895</b> 5 <b>306,9</b>		1'42.954 20 301,8	
22	<b>32 I. VINALES</b> Kawasaki ZX-10RR	ESP	<b>1'42.121</b> 55 303,5		1'43.582 15 300,1		1'42.877 18 301,0		1'42.689 11 <b>303,5</b>		<b>1'42.121</b> 6 301,0		1'43.638 5 290,5	
23	<b>51 E. GRANADO</b> Honda CBR1000 RR-R	BRA	<b>1'42.298</b> 74 311,3		1'43.803 18 303,5		1'43.429 18 306,9		1'42.821 12 <b>311,3</b>		<b>1'42.298</b> 6 310,4		1'42.841 20 299,3	
24	<b>16 G. RUIU</b> BMW M1000 RR	ITA	<b>1'42.554</b> 69 307,8		1'43.376 14 306,1		1'42.825 16 301,0		1'43.288 13 <b>307,8</b>		<b>1'42.554</b> 6 <b>307,8</b>		1'43.185 20 302,6	
25	<b>52 D. KONIG</b> Kawasaki ZX-10RR	CZE	<b>1'43.635</b> 55 304,3		1'46.446 4 284,4		1'44.697 15 301,8		1'43.880 11 <b>304,3</b>		<b>1'43.635</b> 5 300,1		1'44.038 20 <b>304,3</b>	

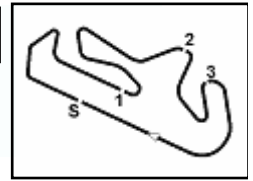
30/09/2023

These data/results cannot be reproduced, stored and/or transmitted in whole or in part by any manner of electronic, mechanical, photocopying, recording, broadcasting or otherwise now known or herein after developed without the previous express consent by the copyright owner, except for reproduction in daily press and regular printed publications on sale to the public within 60 days of the event related to those data/results and always provided that copyright symbol appears together as follows below.

© DORNA WSBK ORGANIZATION Srl 2023

FICR PERUGIA TIMING





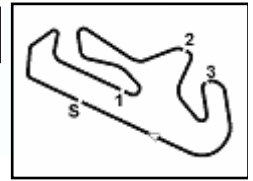
Portimao 4.592 m

## Pirelli Portuguese Round, 29 September - 1 October 2023

### Pirelli Best Lap Award

	Points	Points From First	Points From Previous	February 26 PHILLIP ISLAND	March 5 MANDALIKA	April 23 ASSEN	May 7 BARCELONA	June 4 MISANO	July 2 DONINGTON PARK	July 16 IMOLA	July 30 MOST	September 10 MAGNY-COURS	September 24 ARAGON	October 1 PORTIMAO	October 29 JEREZ			
1 <b>BAUTISTA</b> Alvaro (ESP)	18			1	1	1	1	1	1	1	1	1	1	1				
2 <b>RAZGATLIOGLU</b> Toprak (TUR)	1	17									1							
3 <b>BASSANI</b> Axel (ITA)	1	17	0							1								
4 <b>REA</b> Jonathan (GBR)	1	17	0	1														

30/09/2023  
These data/results cannot be reproduced, stored and/or transmitted in whole or in part by any manner of electronic, mechanical, photocopying, recording, broadcasting or otherwise now known or herein after developed without the previous express consent by the copyright owner, except for reproduction in daily press and regular printed publications on sale to the public within 60 days of the event related to those data/results and always provided that copyright symbol appears together as follows below.  
© DORNA WSBK ORGANIZATION Srl 2023



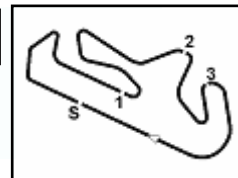
## Pirelli Portuguese Round, 29 September - 1 October 2023

### Overtakes Standings Race 1

	Points	Points From First	Points From Previous	February 26 PHILIP ISLAND	March 5 MANDALIKA	April 23 ASSEN	May 7 BARCELONA	June 4 MISANO	July 2 DONINGTON PARK	July 16 IMOLA	July 30 MOST	September 10 MAGNY-COURS	September 24 ARAGON	October 1 PORTIMAO	October 29 JEREZ			
1 GERLOFF Garrett (USA)	138			9 10	8 6	8 10	12 4	4 5	1 3	7 7	4 4	4 8	8 5	11				
2 LECUONA Iker (ESP)	132	6		9 8	7 2	8 4	11 4	2	5 8	6 10	16 4	7 5	10 3	3				
3 REDDING Scott (GBR)	131	7	1	13 9	3 7	1 2	2 2	2 8	5 9	4	23 7	5 11	8 6	4				
4 PETRUCCI Danilo (ITA)	130	8	1	8 8	5 2	5 4	7 6	4	1 4	4 3	12 8	5 7	19 13	5				
5 VIERGE Xavi (ESP)	129	9	1	11 9	9 1	6 2	3 5	6 3	6 7	10 5	12 5	9 4	6 2	8				
6 BASSANI Axel (ITA)	129	9	0	9 11	5 3	7 3	5 5	2 4	8 9	2 6	10 12	7 4	4 6	7				
7 OETTL Philipp (GER)	123	15	6	4 10	6	6 6	6 4	3 7	3 8	2 6	19 11	3 7	3 3	6				
8 GARDNER Remy (AUS)	121	17	2	3 5	6	6 9	9 4	3 4	8 7	11 9	7 2	4 7	7 6	4				
9 BALDASSARRI Lorenzo (ITA)	114	24	7	7 2	8 1	6 9	5 2	5 3	13 3	3 6	14 3	9 4	5 4	2				
10 BAZ Loris (FRA)	101	37	13	5 8	4	3 4	9 5	6 8	1	2 4	10 8	4 4	5 4	7				
11 SYHRIN Hafizh (MAS)	98	40	3	8 8	4 1	8 10	7 1	2 6	9 7			9 6	5 1	6				
12 VINALES Isaac (ESP)	97	41	1			6 7	4 2	3 6	11 8	4 4	15 6	5 4	5 5	2				
13 KONIG Oliver (CZE)	97	41	0	5 8	3	7 9			9 9	5 3	14 7	5 4	3 4	2				
14 BAUTISTA Alvaro (ESP)	96	42	1	2	2 3	4 1	1	2	3 4	10 1	19 12	15	8 2	7				
15 AEGERTER Dominique (SUI)	90	48	6	1 12	11 2	7 2	2 3	1 4	3	1 4	14 5	4	5 5	4				
16 LOWES Alex (GBR)	89	49	1	5 13	6 1	2 10	3 6	5 1	3 3	2 3	15 2	6		3				
17 REA Jonathan (GBR)	85	53	4	3 13	8 2	2	3 7	2 3	2 3	5 3	6 3	6 4	3 2	5				
18 RAZGATLIOGLU Toprak (TUR)	84	54	1	1 4	1 2	2	4 4	2	4 3	6 2	14 12	6 5	3 2	7				
19 RINALDI Michael Ruben (ITA)	82	56	2	4	1 11	7	1 7	1 2	10	3 2	13 2	5 1	5 2	5				
20 LOCATELLI Andrea (ITA)	80	58	2	6 2	2 2	3 3	6	2 2	3	2 1	12 5	6 3	1 3	16				
21 GRANADO Eric (BRA)	76	62	4	7 7		7 7			8 8	3 5	11 1		3 4	5				
22 VAN DER MARK Michael (NED)	73	65	3	4 5	10	5 3					19 4	3 1	7 8	4				
23 RAY Bradley (GBR)	64	74	9			4 5	6 8	4 4	7	5		5 10	3 2	1				
24 RABAT Tito (ESP)	62	76	2					3 3	10 5	5 4	16 6		3	7				

30/09/2023  
These data/results cannot be reproduced, stored and/or transmitted in whole or in part by any manner of electronic, mechanical, photocopying, recording, broadcasting or otherwise now known or herein after developed without the previous express consent by the copyright owner, except for reproduction in daily press and regular printed publications on sale to the public within 60 days of the event related to those data/results and always provided that copyright symbol appears together as follows below.  
© DORNA WSBK ORGANIZATION Srl 2023





Portimao 4.592 m

2 / 2

	Points	Points From First	Points From Previous	February 26 PHILLIP ISLAND	March 5 MANDALIKA	April 23 ASSEN	May 7 BARCELONA	June 4 MISANO	July 2 DONINGTON PARK	July 16 IMOLA	July 30 MOST	September 10 MAGNY-COURS	September 24 ARAGON	October 1 PORTIMAO	October 29 JEREZ			
25 <b>RUIJ</b> Gabriele (ITA)	42	96	20			8 7				8 8			4	7				
26 <b>SYKES</b> Tom (GBR)	41	97	1	4 1	4	2 9	6 2	2 7	4									
27 <b>TAMBURINI</b> Roberto (ITA)	27	111	14							5 5	12 5							
28 <b>SOOMER</b> Hannes (EST)	23	115	4								8 5	5 5						
29 <b>LOPES</b> Ivo Miguel (POR)	10	128	13				5 5											
30 <b>MARINO</b> Florian (FRA)	9	129	1										4 5					
31 <b>HASLAM</b> Leon (GBR)	6	132	3							5 1								
32 <b>MAHIAS</b> Lucas (FRA)	6	132	0									6						
33 <b>MIZUNO</b> Ryo (JPN)	5	133	1					4 1										
34 <b>VITALI</b> Luca (ITA)	2	136	3					2										

30/09/2023

These data/results cannot be reproduced, stored and/or transmitted in whole or in part by any manner of electronic, mechanical, photocopying, recording, broadcasting or otherwise now known or herein after developed without the previous express consent by the copyright owner, except for reproduction in daily press and regular printed publications on sale to the public within 60 days of the event related to those data/results and always provided that copyright symbol appears together as follows below.

© DORNA WSBK ORGANIZATION Srl 2023

FICR PERUGIA TIMING

