

Pirelli Portuguese Round, 29 September - 1 October 2023

Chronological Analysis Race 1

Portimao 4.592 m

Start at 14:00'44.176

1 / 5

1° 1 A. BAUTISTA [1'40.489]							
Lap	Seg1	Seg2	Seg3	Seg4	Lap Time	km/h	Local Time
1		30.352	21.292	17.514	1'42.733	186,2	14:02'26.909
2	32.232	30.302	21.385	17.600	1'41.519	297,7	14:04'08.428
3	32.307	30.418	21.532	17.452	1'41.709	296,9	14:05'50.137
4	32.462	30.334	21.276	17.503	1'41.575	301,0	14:07'31.712
5	31.906	30.243	21.290	17.570	1'41.009	301,8	14:09'12.721
6	32.336	30.125	21.224	17.475	1'41.160	309,6	14:10'53.881
7	31.839	30.347	21.246	17.557	1'40.989	315,0	14:12'34.870
8	31.602	30.237	21.189	17.461	1'40.489	311,4	14:14'15.359
9	31.584	30.364	21.210	17.478	1'40.636	313,2	14:15'55.995
10	32.091	30.315	21.193	17.520	1'41.119	310,5	14:17'37.114
11	31.819	30.284	21.308	17.489	1'40.900	308,7	14:19'18.014
12	31.798	30.280	21.415	17.439	1'40.932	308,7	14:20'58.946
13	31.936	30.214	21.266	17.486	1'40.902	308,7	14:22'39.848
14	31.951	30.112	21.337	17.497	1'40.897	311,4	14:24'20.745
15	31.741	30.216	21.253	17.504	1'40.714	309,6	14:26'01.459
16	31.780	30.421	21.366	17.480	1'41.047	308,7	14:27'42.506
17	31.859	30.287	21.312	17.515	1'40.973	309,6	14:29'23.479
18	31.872	30.276	21.336	17.604	1'41.088	308,7	14:31'04.567
19	31.804	30.306	21.403	17.524	1'41.037	308,7	14:32'45.604
20	31.884	30.359	21.515	17.730	1'41.488	313,2	14:34'27.092
Race Time 33'42.916							

16	32.147	30.343	21.282	17.733	1'41.505	312,3	14:27'46.567
17	32.170	30.386	21.282	17.812	1'41.650	312,3	14:29'28.217
18	32.057	30.407	21.303	17.931	1'41.698	315,0	14:31'09.915
19	32.317	30.468	21.512	17.867	1'42.164	313,2	14:32'52.079
20	32.094	30.363	21.418	17.928	1'41.803	312,3	14:34'33.882
Race Time 33'49.706							

2° 54 T. RAZGATLIOGLU [1'40.865]							
Lap	Seg1	Seg2	Seg3	Seg4	Lap Time	km/h	Local Time
1		30.175	21.378	17.827	1'42.360	181,2	14:02'26.536
2	32.313	30.352	21.406	17.766	1'41.837	311,4	14:04'08.373
3	32.202	30.292	21.352	17.794	1'41.640	303,5	14:05'50.013
4	32.350	30.212	21.067	17.828	1'41.457	314,1	14:07'31.470
5	31.927	30.296	21.138	17.917	1'41.278	315,9	14:09'12.748
6	32.081	30.064	21.238	17.853	1'41.236	313,2	14:10'53.984
7	31.765	30.144	21.212	17.842	1'40.963	312,3	14:12'34.947
8	31.729	30.203	21.271	17.825	1'41.028	311,4	14:14'15.975
9	31.781	30.136	21.089	17.913	1'40.919	315,9	14:15'56.894
10	31.948	30.044	21.113	17.854	1'40.959	315,0	14:17'37.853
11	31.889	30.077	21.102	17.837	1'40.905	315,9	14:19'18.758
12	31.853	30.057	21.230	17.814	1'40.954	315,9	14:20'59.712
13	31.816	30.018	21.215	17.816	1'40.865	316,8	14:22'40.577
14	31.909	29.994	21.163	17.811	1'40.877	316,8	14:24'21.454
15	31.820	30.226	21.166	17.814	1'41.026	313,2	14:26'02.480
16	31.832	30.094	21.271	17.806	1'41.003	316,8	14:27'43.483
17	31.901	30.185	21.235	17.878	1'41.199	315,9	14:29'24.682
18	31.894	30.206	21.276	17.973	1'41.349	316,8	14:31'06.031
19	32.074	30.260	21.257	17.917	1'41.508	315,9	14:32'47.539
20	32.038	30.232	21.403	17.978	1'41.651	316,8	14:34'29.190
Race Time 33'45.014							

4° 31 G. GERLOFF [1'41.080]								
Lap	Seg1	Seg2	Seg3	Seg4	Lap Time	km/h	Local Time	
1			30.635	21.477	17.686	1'44.683	195,2	14:02'28.859
2	33.161	30.379	21.486	17.655	1'42.681	298,5	14:04'11.540	
3	32.226	30.342	21.312	17.721	1'41.601	285,2	14:05'53.141	
4	32.185	30.591	21.320	17.706	1'41.802	297,7	14:07'34.943	
5	32.236	30.324	21.445	17.726	1'41.731	301,8	14:09'16.674	
6	31.883	30.462	21.247	17.703	1'41.295	307,0	14:10'57.969	
7	32.168	30.078	21.259	17.765	1'41.270	297,7	14:12'39.239	
8	31.949	30.305	21.280	17.755	1'41.289	300,2	14:14'20.528	
9	32.103	30.133	21.295	17.767	1'41.298	298,5	14:16'01.826	
10	32.011	30.168	21.231	17.747	1'41.157	301,8	14:17'42.983	
11	32.082	30.124	21.314	17.803	1'41.323	296,1	14:19'24.306	
12	32.146	30.213	21.413	17.726	1'41.498	301,8	14:21'05.804	
13	31.986	30.012	21.308	17.774	1'41.080	300,2	14:22'46.884	
14	32.071	30.056	21.301	17.853	1'41.281	303,5	14:24'28.165	
15	31.973	30.221	21.441	17.769	1'41.404	301,0	14:26'09.569	
16	32.177	30.362	21.520	17.713	1'41.772	293,7	14:27'51.341	
17	32.023	30.511	21.796	17.770	1'42.100	309,6	14:29'33.441	
18	32.302	30.525	21.421	17.919	1'42.167	292,1	14:31'15.608	
19	32.216	30.470	21.430	17.921	1'42.037	304,4	14:32'57.645	
20	32.114	30.114	21.409	17.903	1'41.540	308,7	14:34'39.185	
Race Time 33'55.009								

3° 65 J. REA [1'40.743]							
Lap	Seg1	Seg2	Seg3	Seg4	Lap Time	km/h	Local Time
1		30.299	21.171	17.494	1'43.597	172,0	14:02'27.773
2	31.904	30.086	21.198	17.555	1'40.743	296,9	14:04'08.516
3	32.434	30.240	21.253	17.607	1'41.534	292,1	14:05'50.050
4	32.567	30.520	21.173	17.644	1'41.904	308,7	14:07'31.954
5	32.080	30.042	21.257	17.631	1'41.010	298,5	14:09'12.964
6	32.245	30.181	21.172	17.543	1'41.141	292,9	14:10'54.105
7	31.910	30.219	21.255	17.628	1'41.012	297,7	14:12'35.117
8	31.961	30.009	21.308	17.647	1'40.925	302,7	14:14'16.042
9	31.985	30.384	21.251	17.637	1'41.257	308,7	14:15'57.299
10	32.035	30.098	21.266	17.712	1'41.111	305,2	14:17'38.410
11	32.176	30.206	21.198	17.773	1'41.353	302,7	14:19'19.763
12	32.023	30.234	21.312	17.748	1'41.317	308,7	14:21'01.080
13	32.094	30.184	21.311	17.783	1'41.372	309,6	14:22'42.452
14	32.075	30.065	21.343	17.742	1'41.225	309,6	14:24'23.677
15	32.115	30.239	21.304	17.727	1'41.385	311,4	14:26'05.062

5° 22 A. LOWES [1'40.847]								
Lap	Seg1	Seg2	Seg3	Seg4	Lap Time	km/h	Local Time	
1			30.204	21.351	17.694	1'42.419	178,5	14:02'26.595
2	32.126	30.344	21.367	17.870	1'41.707	309,6	14:04'08.302	
3	32.170	30.255	21.355	17.843	1'41.623	310,5	14:05'49.925	
4	33.146	30.513	21.364	17.656	1'42.679	307,0	14:07'32.604	
5	31.925	30.083	21.486	17.705	1'41.199	295,3	14:09'13.803	
6	32.030	30.109	21.325	17.646	1'41.110	300,2	14:10'54.913	
7	31.922	29.958	21.338	17.629	1'40.847	306,1	14:12'35.760	
8	31.853	30.230	21.312	17.744	1'41.139	309,6	14:14'16.899	
9	31.863	30.733	21.357	17.860	1'41.813	304,4	14:15'58.712	
10	32.173	30.317	21.377	17.958	1'41.825	305,2	14:17'40.537	
11	32.161	30.710	21.389	17.927	1'42.187	307,0	14:19'22.724	
12	32.412	30.416	21.411	17.788	1'42.027	288,2	14:21'04.751	
13	32.110	30.245	21.356	17.846	1'41.557	310,5	14:22'46.308	
14	32.160	30.121	21.331	17.770	1'41.382	309,6	14:24'27.690	
15	32.153	30.343	21.444	17.805	1'41.745	306,1	14:26'09.435	
16	32.062	30.470	21.490	17.789	1'41.811	304,4	14:27'51.246	
17	32.404	30.433	21.732	17.904	1'42.473	301,0	14:29'33.719	
18	32.223	30.503	21.633	17.968	1'42.327	296,9	14:31'16.046	
19	32.220	30.352	21.519	17.938	1'42.029	306,1	14:32'58.075	
20	32.225	30.345	21.566	18.029	1'42.165	309,6	14:34'40.240	
Race Time 33'56.064								

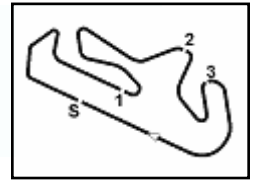
6° 87 R. GARDNER [1'41.282]								
Lap	Seg1	Seg2	Seg3	Seg4	Lap Time	km/h	Local Time	
1			30.352	21.334	17.567	1'43.429	187,5	14:02'27.605
2	33.193	30.345	21.344	17.726	1'42.608	303,5	14:04'10.213	
3	32.125	30.319	21.424	17.582	1'41.450	301,8	14:05'51.663	
4	32.084	30.468	21.388	17.669	1'41.609	301,8	14:07'33.272	
5	32.022	30.177	21.445	17.694	1'41.338	298,5	14:09'14.610	
6	32.143	30.188	21.515	17.574	1'41.420	292,1	14:10'56.030	
7	32.136	30.213	21.626	17.640	1'41.615	301,0	14:12'37.645	
8	32.047	30.205	21.391	17.639	1'41.282	298,5	14:14'18.927	
9	32.078	30.448	21.465	17.690	1'41.681	300,2	14:16'00.608	

30/09/2023

P = Pits In/Out - C = Lap Time Cancelled

These data/results cannot be reproduced, stored and/or transmitted in whole or in part by any manner of electronic, mechanical, photocopying, recording, broadcasting or otherwise now known or herein after developed without the previous express consent by the copyright owner, except for reproduction in daily press and regular printed publications on sale to the public within 60 days of the event related to those data/results and always provided that copyright symbol appears together as follows below.

© DORNA WSBK ORGANIZATION Srl 2023



Pirelli Portuguese Round, 29 September - 1 October 2023

Chronological Analysis Race 1

Portimao 4.592 m

Start at 14:00'44.176

2 / 5

10	32.136	30.327	21.452	17.717	1'41.632	304,4	14:17'42.240	4	32.483	30.312	21.471	17.738	1'42.004	283,7	14:07'37.024
11	32.030	30.684	21.672	17.801	1'42.187	299,3	14:19'24.427	5	32.205	30.261	21.547	17.687	1'41.700	288,2	14:09'18.724
12	32.378	30.262	21.452	17.706	1'41.798	289,7	14:21'06.225	6	32.152	30.252	21.534	17.758	1'41.696	294,5	14:11'00.420
13	32.095	30.189	21.422	17.757	1'41.463	302,7	14:22'47.688	7	32.758	30.099	21.421	17.669	1'41.947	294,5	14:12'42.367
14	32.120	30.307	21.466	17.677	1'41.570	307,0	14:24'29.258	8	32.487	30.282	21.433	17.711	1'41.913	297,7	14:14'24.280
15	31.945	30.448	21.454	17.628	1'41.475	303,5	14:26'10.733	9	32.066	30.229	21.501	17.673	1'41.469	296,1	14:16'05.749
16	32.236	30.432	21.415	17.670	1'41.753	302,7	14:27'52.486	10	32.094	30.364	21.518	17.728	1'41.704	291,3	14:17'47.453
17	32.189	30.543	21.457	17.621	1'41.810	304,4	14:29'34.296	11	32.279	30.109	21.410	17.711	1'41.509	292,9	14:19'28.962
18	32.101	30.481	21.531	17.713	1'41.826	298,5	14:31'16.122	12	32.127	30.236	21.386	17.749	1'41.498	295,3	14:21'10.460
19	32.516	30.410	21.793	17.744	1'42.463	284,4	14:32'58.585	13	32.094	30.084	21.393	17.780	1'41.351	306,1	14:22'51.811
20	32.331	30.394	21.570	17.926	1'42.221	289,0	14:34'40.806	14	32.169	30.084	21.645	17.889	1'41.787	293,7	14:24'33.598

Race Time 33'56.630

7° 60 M. VAN DER MARK [1'41.127]

Lap	Seg1	Seg2	Seg3	Seg4	Lap Time	km/h	Local Time
1		30.299	21.288	17.575	1'43.036	183,7	14:02'27.212
2	32.167	30.346	21.446	17.613	1'41.572	297,7	14:04'08.784
3	32.369	30.301	21.392	17.611	1'41.673	289,0	14:05'50.457
4	32.464	30.514	21.272	17.647	1'41.897	291,3	14:07'32.354
5	31.913	30.268	21.723	17.631	1'41.535	301,8	14:09'13.889
6	32.267	30.367	21.309	17.570	1'41.513	291,3	14:10'55.402
7	31.910	30.280	21.349	17.588	1'41.127	301,8	14:12'36.529
8	32.061	30.403	21.216	17.613	1'41.293	308,7	14:14'17.822
9	31.939	30.386	21.383	17.617	1'41.325	307,0	14:15'59.147
10	31.998	30.482	21.322	17.737	1'41.539	296,1	14:17'40.686
11	32.230	30.609	21.432	17.810	1'42.081	289,0	14:19'22.767
12	32.037	30.370	21.388	17.672	1'41.467	304,4	14:21'04.234
13	31.971	30.328	21.345	17.721	1'41.365	308,7	14:22'45.599
14	32.056	30.381	21.373	17.792	1'41.602	311,4	14:24'27.201
15	32.045	30.381	21.436	17.734	1'41.596	307,0	14:26'08.797
16	32.148	30.616	21.573	17.666	1'42.003	307,8	14:27'50.800
17	32.337	30.691	21.709	17.699	1'42.436	303,5	14:29'33.236
18	32.285	30.650	21.804	17.917	1'42.656	304,4	14:31'15.892
19	32.527	30.582	21.623	17.820	1'42.552	295,3	14:32'58.444
20	32.660	30.699	21.556	17.904	1'42.819	295,3	14:34'41.263

Race Time 33'57.087

8° 71 L. LECUONA [1'41.294]

Lap	Seg1	Seg2	Seg3	Seg4	Lap Time	km/h	Local Time
1		30.651	21.523	17.546	1'44.410	180,0	14:02'28.586
2	32.386	30.340	21.336	17.707	1'41.769	300,2	14:04'10.355
3	32.441	30.322	21.340	17.700	1'41.803	302,7	14:05'52.158
4	32.497	31.166	21.602	17.605	1'42.870	303,5	14:07'35.028
5	31.900	30.449	21.425	17.821	1'41.595	305,2	14:09'16.623
6	32.332	30.355	21.400	17.665	1'41.752	290,5	14:10'58.375
7	32.070	30.332	21.341	17.682	1'41.425	295,3	14:12'39.800
8	31.998	30.342	21.249	17.705	1'41.294	301,8	14:14'21.094
9	32.108	30.350	21.247	17.710	1'41.415	297,7	14:16'02.509
10	32.115	30.417	21.257	17.787	1'41.576	298,5	14:17'44.085
11	32.164	30.452	21.271	17.737	1'41.624	301,8	14:19'25.709
12	32.101	30.382	21.346	17.718	1'41.547	305,2	14:21'07.256
13	32.167	30.316	21.334	17.710	1'41.527	304,4	14:22'48.783
14	32.253	30.418	21.382	17.727	1'41.780	301,0	14:24'30.563
15	32.045	30.562	21.429	17.729	1'41.765	307,0	14:26'12.328
16	32.027	30.581	21.523	17.720	1'41.851	305,2	14:27'54.179
17	32.144	30.356	21.430	17.727	1'41.657	305,2	14:29'35.836
18	32.155	30.510	21.393	17.849	1'41.907	303,5	14:31'17.743
19	32.418	30.534	21.518	17.876	1'42.346	298,5	14:33'00.089
20	32.397	30.547	21.615	17.886	1'42.445	303,5	14:34'42.534

Race Time 33'58.358

9° 55 A. LOCATELLI [1'41.351]

Lap	Seg1	Seg2	Seg3	Seg4	Lap Time	km/h	Local Time
1		30.820	21.620	17.601	1'45.704	212,1	14:02'29.880
2	32.810	30.442	21.650	17.573	1'42.475	286,7	14:04'12.355
3	33.377	30.192	21.495	17.601	1'42.665	301,0	14:05'55.020

10° 97 X. VIERGE [1'41.658]

Lap	Seg1	Seg2	Seg3	Seg4	Lap Time	km/h	Local Time
1		31.069	21.545	17.627	1'45.367	196,3	14:02'29.543
2	32.634	30.485	21.499	17.618	1'42.236	288,2	14:04'11.779
3	32.517	30.459	21.538	17.639	1'42.153	285,9	14:05'53.932
4	32.179	30.569	21.397	17.621	1'41.766	297,7	14:07'35.698
5	32.209	30.522	21.550	17.624	1'41.905	292,1	14:09'17.603
6	32.256	30.493	21.571	17.667	1'41.987	302,7	14:10'59.590
7	32.169	30.494	21.460	17.629	1'41.752	296,9	14:12'41.342
8	32.100	30.474	21.440	17.644	1'41.658	303,5	14:14'23.000
9	32.173	30.523	21.556	17.658	1'41.910	292,9	14:16'04.910
10	32.132	30.499	21.431	17.721	1'41.783	302,7	14:17'46.693
11	32.122	30.523	21.520	17.653	1'41.818	304,4	14:19'28.511
12	32.131	30.511	21.779	17.673	1'42.094	301,8	14:21'10.605
13	32.293	30.502	21.518	17.707	1'42.020	292,9	14:22'52.625
14	32.208	30.494	21.422	17.674	1'41.798	295,3	14:24'34.423
15	32.301	30.513	21.497	17.687	1'41.998	292,1	14:26'16.421
16	32.131	30.544	21.633	17.733	1'42.041	299,3	14:27'58.462
17	32.517	30.763	21.672	17.715	1'42.667	291,3	14:29'41.129
18	32.624	30.558	21.544	17.738	1'42.464	286,7	14:31'23.593
19	32.054	30.644	21.585	17.827	1'42.110	307,0	14:33'05.703
20	32.315	30.665	21.775	17.832	1'42.587	307,0	14:34'48.290

Race Time 34'04.114

11° 5 P. OETTL [1'41.560]

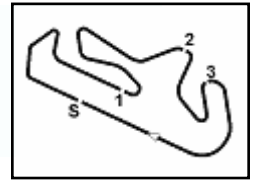
Lap	Seg1	Seg2	Seg3	Seg4	Lap Time	km/h	Local Time
1		30.983	21.649	17.586	1'45.539	192,1	14:02'29.715
2	32.790	30.422	21.704	17.658	1'42.574	285,9	14:04'12.289
3	32.547	30.532	21.631	17.676	1'42.386	293,7	14:05'54.675
4	32.207	30.460	21.548	17.636	1'41.851	289,0	14:07'36.526
5	32.179	30.360	21.564	17.657	1'41.760	292,9	14:09'18.286
6	32.200	30.351	21.730	17.610	1'41.891	290,5	14:11'00.177
7	32.624	30.226	21.515	17.679	1'42.044	298,5	14:12'42.221
8	32.467	30.222	21.473	17.705	1'41.867	303,5	14:14'24.088
9	32.069	30.259	21.525	17.707	1'41.560	304,4	14:16'05.648
10	32.077	30.348	21.521	17.728	1'41.674	299,3	14:17'47.322
11	32.575	30.365	21.551	17.676	1'42.167	294,5	14:19'29.489
12	32.172	30.545	21.640	17.731	1'42.088	298,5	14:21'11.577
13	32.045	30.337	21.561	17.781	1'41.724	303,5	14:22'53.301
14	32.138	30.261	21.558	17.706	1'41.663	305,2	14:24'34.964
15	32.107	30.352	21.650	17.778	1'41.887	305,2	14:26'16.851
16	32.132	30.409	21.625	17.771	1'41.937	301,8	14:27'58.788
17	32.196	30.564	21.744	17.706	1'42.210	295,3	14:29'40.998
18	32.439	30.351	21.741	17.926	1'42.457	298,5	14:31'23.455
19	32.399	30.633	21.705	18.038	1'42.775	307,8	14:33'06.230
20	32.396	30.519	21.805	17.865	1'42.585	301,0	14:34'48.815

30/09/2023

P = Pits In/Out - C = Lap Time Cancelled

These data/results cannot be reproduced, stored and/or transmitted in whole or in part by any manner of electronic, mechanical, photocopying, recording, broadcasting or otherwise now known or herein after developed without the previous express consent by the copyright owner, except for reproduction in daily press and regular printed publications on sale to the public within 60 days of the event related to those data/results and always provided that copyright symbol appears together as follows below.

© DORNA WSBK ORGANIZATION Srl 2023



Pirelli Portuguese Round, 29 September - 1 October 2023

Chronological Analysis Race 1

Portimao 4.592 m

Start at 14:00'44.176

3 / 5

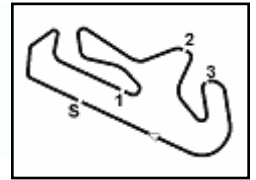
Race Time 34'04.639																	
12° 9 D. PETRUCCI [1'41.780]																	
Lap	Seg1	Seg2	Seg3	Seg4	Lap Time	km/h	Local Time										
1		30.726	21.505	17.669	1'44.387	186,5	14:02'28.563	15	32.445	30.689	21.648	17.817	1'42.599	296,1	14:26'19.438		
2	32.779	30.739	21.552	17.694	1'42.764	294,5	14:04'11.327	16	32.507	30.677	21.785	17.737	1'42.706	287,4	14:28'02.144		
3	33.192	30.522	21.502	17.736	1'42.952	299,3	14:05'54.279	17	32.355	30.284	21.541	17.612	1'41.792	304,4	14:29'43.936		
4	32.133	30.543	21.404	17.738	1'41.818	298,5	14:07'36.097	18	32.185	30.449	21.549	17.714	1'41.897	304,4	14:31'25.833		
5	32.052	30.528	21.465	17.773	1'41.818	304,4	14:09'17.915	19	32.255	30.447	21.583	17.776	1'42.061	303,5	14:33'07.894		
6	32.173	30.465	21.576	17.739	1'41.953	303,5	14:10'59.868	20	32.417	30.586	21.830	17.822	1'42.655	299,3	14:34'50.549		
7	32.484	30.416	21.373	17.758	1'42.031	301,8	14:12'41.899	Race Time 34'06.373									
8	33.325	30.406	21.379	17.722	1'42.832	304,4	14:14'24.731	15° 45 S. REDDING [1'41.607]									
9	32.111	30.475	21.619	17.825	1'42.030	306,1	14:16'06.761	Lap	Seg1	Seg2	Seg3	Seg4	Lap Time	km/h	Local Time		
10	32.265	30.456	21.424	17.845	1'41.990	298,5	14:17'48.751	1		30.730	21.580	17.783	1'45.019	192,8	14:02'29.195		
11	32.235	30.486	21.440	17.803	1'41.964	301,0	14:19'30.715	2	33.011	30.583	21.576	17.673	1'42.843	293,7	14:04'12.038		
12	32.235	30.366	21.506	17.858	1'41.965	296,9	14:21'12.680	3	32.664	30.512	21.557	17.661	1'42.394	288,2	14:05'54.432		
13	32.192	30.362	21.421	17.963	1'41.938	300,2	14:22'54.618	4	32.283	30.500	21.394	17.677	1'41.854	293,7	14:07'36.286		
14	32.214	30.429	21.482	17.857	1'41.982	301,0	14:24'36.600	5	32.264	30.394	21.398	17.722	1'41.778	292,9	14:09'18.064		
15	32.433	30.449	21.446	17.838	1'42.166	302,7	14:26'18.766	6	32.215	30.449	21.535	17.671	1'41.870	298,5	14:10'59.934		
16	32.065	30.407	21.451	17.857	1'41.780	308,7	14:28'00.546	7	32.115	30.394	21.434	17.664	1'41.607	304,4	14:12'41.541		
17	32.094	30.524	21.469	17.771	1'41.858	305,2	14:29'42.404	8	32.024	30.515	21.492	17.688	1'41.719	294,5	14:14'23.260		
18	32.354	30.373	21.389	17.876	1'41.992	305,2	14:31'24.396	9	32.086	30.566	21.530	17.687	1'41.869	291,3	14:16'05.129		
19	32.177	30.537	21.504	17.799	1'42.017	309,6	14:33'06.413	10	32.124	30.579	21.400	17.857	1'41.960	299,3	14:17'47.089		
20	32.519	30.544	21.601	17.925	1'42.589	298,5	14:34'49.002	11	32.122	30.429	21.476	17.736	1'41.763	306,1	14:19'28.852		
Race Time 34'04.826										12	32.599	30.587	21.983	17.825	1'42.994	301,8	14:21'11.846
13° 47 A. BASSANI [1'41.500]										13	32.180	30.532	21.521	17.904	1'42.137	299,3	14:22'53.983
Lap	Seg1	Seg2	Seg3	Seg4	Lap Time	km/h	Local Time	14	32.257	30.570	21.632	17.848	1'42.307	298,5	14:24'36.290		
1		30.646	21.547	17.576	1'45.094	201,0	14:02'29.270	15	32.537	30.946	21.603	17.953	1'43.039	307,0	14:26'19.329		
2	32.334	30.593	21.561	17.622	1'42.110	288,2	14:04'11.380	16	32.298	30.857	22.147	17.948	1'43.250	301,8	14:28'02.579		
3	32.606	30.317	21.322	17.666	1'41.911	306,1	14:05'53.291	17	32.479	30.746	21.774	17.942	1'42.941	301,8	14:29'45.520		
4	32.217	30.649	21.556	17.679	1'42.101	288,2	14:07'35.392	18	32.530	31.175	21.884	18.109	1'43.698	301,0	14:31'29.218		
5	32.064	30.390	21.313	17.775	1'41.542	295,3	14:09'16.934	19	32.717	31.174	21.901	18.125	1'43.917	305,2	14:33'13.135		
6	32.670	30.450	21.398	17.788	1'42.306	291,3	14:10'59.240	20	32.563	31.095	22.011	18.160	1'43.829	303,5	14:34'56.964		
7	32.092	30.395	21.252	17.761	1'41.500	293,7	14:12'40.740	Race Time 34'12.788									
8	32.011	30.421	21.287	17.783	1'41.502	302,7	14:14'22.242	16° 34 L. BALDASSARRI [1'42.371]									
9	32.127	30.482	21.344	17.829	1'41.782	300,2	14:16'04.024	Lap	Seg1	Seg2	Seg3	Seg4	Lap Time	km/h	Local Time		
10	32.216	30.512	21.346	17.877	1'41.951	301,0	14:17'45.975	1		30.955	21.793	17.751	1'46.516	201,8	14:02'30.692		
11	32.134	30.568	21.379	17.860	1'41.941	298,5	14:19'27.916	2	32.933	30.482	21.555	17.809	1'42.779	291,3	14:04'13.471		
12	32.105	30.474	21.315	17.771	1'41.665	299,3	14:21'09.581	3	32.799	30.867	21.548	17.829	1'43.043	289,7	14:05'56.514		
13	32.234	30.537	21.430	17.891	1'42.092	301,8	14:22'51.673	4	32.402	30.500	21.697	17.820	1'42.419	297,7	14:07'38.933		
14	32.520	30.444	21.408	17.873	1'42.245	302,7	14:24'33.918	5	32.353	30.675	21.762	17.913	1'42.703	301,8	14:09'21.636		
15	32.180	30.429	21.490	17.879	1'41.978	291,3	14:26'15.896	6	32.493	30.560	21.640	17.934	1'42.627	287,4	14:11'04.263		
16	32.197	30.624	21.664	17.938	1'42.423	302,7	14:27'58.319	7	32.509	30.653	21.639	17.843	1'42.644	296,1	14:12'46.907		
17	32.366	30.670	21.628	17.942	1'42.606	300,2	14:29'40.925	8	32.199	30.736	21.595	18.015	1'42.545	309,6	14:14'29.452		
18	33.028	30.642	21.499	17.777	1'42.946	299,3	14:31'23.871	9	32.353	30.720	21.745	17.884	1'42.702	305,2	14:16'12.154		
19	32.238	30.702	21.551	17.910	1'42.401	292,1	14:33'06.272	10	32.474	30.701	21.677	17.905	1'42.757	301,8	14:17'54.911		
20	33.808	30.616	21.633	18.144	1'44.201	243,5	14:34'50.473	11	32.535	30.692	21.543	17.936	1'42.706	303,5	14:19'37.617		
Race Time 34'06.297										12	32.414	30.545	21.636	17.876	1'42.471	306,1	14:21'20.088
14° 77 D. AEGERTER [1'41.756]										13	32.145	30.677	21.579	17.970	1'42.371	307,8	14:23'02.459
Lap	Seg1	Seg2	Seg3	Seg4	Lap Time	km/h	Local Time	14	32.400	30.714	21.598	17.925	1'42.637	307,0	14:24'45.096		
1		31.041	21.748	17.795	1'46.382	199,2	14:02'30.558	15	32.480	30.682	21.699	17.920	1'42.781	307,8	14:26'27.877		
2	32.708	30.246	21.552	17.824	1'42.330	296,1	14:04'12.888	16	32.469	30.576	21.675	17.923	1'42.643	305,2	14:28'10.520		
3	32.436	30.349	21.597	17.644	1'42.026	297,7	14:05'54.914	17	32.563	30.621	21.566	17.989	1'42.739	305,2	14:29'53.259		
4	32.430	30.267	21.452	17.692	1'41.841	288,2	14:07'36.755	18	32.283	30.758	21.555	17.924	1'42.520	308,7	14:31'35.779		
5	32.214	30.277	21.581	17.760	1'41.832	288,2	14:09'18.587	19	32.362	30.639	21.668	17.919	1'42.588	307,0	14:33'18.367		
6	32.552	30.278	21.581	17.709	1'42.120	291,3	14:11'00.707	20	32.436	30.604	21.723	18.124	1'42.887	310,5	14:35'01.254		
7	32.677	30.176	21.532	17.659	1'42.044	290,5	14:12'42.751	Race Time 34'17.078									
8	32.646	30.370	21.517	17.697	1'42.230	296,1	14:14'24.981	17° 28 B. RAY [1'42.357]									
9	32.217	30.486	21.628	17.709	1'42.040	300,2	14:16'07.021	Lap	Seg1	Seg2	Seg3	Seg4	Lap Time	km/h	Local Time		
10	32.400	30.404	21.386	17.807	1'41.997	301,8	14:17'49.018	1		30.979	21.668	17.945	1'46.324	196,7	14:02'30.500		
11	32.499	30.327	21.481	17.693	1'42.000	299,3	14:19'31.018	2	32.778	30.640	21.534	17.863	1'42.815	296,9	14:04'13.315		
12	32.565	30.347	21.535	17.714	1'42.161	291,3	14:21'13.179	3	32.718	30.373	21.516	17.933	1'42.540	302,7	14:05'55.855		
13	32.216	30.329	21.464	17.747	1'41.756	300,2	14:22'54.935	4	32.448	30.592	21.461	17.985	1'42.486	307,8	14:07'38.341		
14	32.358	30.324	21.462	17.760	1'41.904	297,7	14:24'36.839	5	32.571	30.866	21.717	18.099	1'43.253	305,2	14:09'21.594		
Race Time 34'06.297										6	32.603	30.870	21.671	18.025	1'43.169	306,1	14:11'04.763
Race Time 34'06.297										7	32.587	30.634	21.648	17.956	1'42.825	297,7	14:12'47.588
Race Time 34'06.297										8	32.382	30.614	21.588	17.918	1'42.502	304,4	14:14'30.090

30/09/2023

P = Pits In/Out - C = Lap Time Cancelled

These data/results cannot be reproduced, stored and/or transmitted in whole or in part by any manner of electronic, mechanical, photocopying, recording, broadcasting or otherwise now known or herein after developed without the previous express consent by the copyright owner, except for reproduction in daily press and regular printed publications on sale to the public within 60 days of the event related to those data/results and always provided that copyright symbol appears together as follows below.

© DORNA WSBK ORGANIZATION Srl 2023



Pirelli Portuguese Round, 29 September - 1 October 2023

Chronological Analysis Race 1

Portimao 4.592 m

Start at 14:00'44.176

4 / 5

9	32.393	30.710	21.618	17.951	1'42.672	304,4	14:16'12.762	3	33.000	30.860	21.693	17.857	1'43.410	276,4	14:05'58.880
10	32.519	30.664	21.494	17.962	1'42.639	299,3	14:17'55.401	4	33.153	30.863	21.762	17.941	1'43.719	273,6	14:07'42.599
11	32.430	30.655	21.605	18.048	1'42.738	307,0	14:19'38.139	5	32.811	30.720	21.697	18.038	1'43.266	290,5	14:09'25.865
12	32.555	30.513	21.602	17.931	1'42.601	305,2	14:21'20.740	6	32.729	30.568	21.835	17.822	1'42.954	287,4	14:11'08.819
13	32.369	30.847	21.652	18.153	1'43.021	303,5	14:23'03.761	7	33.159	30.741	21.775	17.797	1'43.472	296,9	14:12'52.291
14	32.391	30.559	21.515	17.922	1'42.387	308,7	14:24'46.148	8	32.688	30.666	21.893	18.100	1'43.347	301,0	14:14'35.638
15	32.219	30.639	21.576	17.923	1'42.357	309,6	14:26'28.505	9	32.867	31.062	21.608	18.089	1'43.626	296,1	14:16'19.264
16	32.470	30.507	21.657	17.974	1'42.608	307,8	14:28'11.113	10	33.196	30.813	21.802	17.933	1'43.744	296,1	14:18'03.008
17	32.537	30.861	21.625	18.048	1'43.071	307,0	14:29'54.184	11	33.061	30.798	22.016	17.783	1'43.658	275,0	14:19'46.666
18	32.457	30.809	21.661	18.102	1'43.029	310,5	14:31'37.213	12	32.804	30.774	21.746	17.802	1'43.126	282,2	14:21'29.792
19	32.461	30.952	21.818	18.196	1'43.427	308,7	14:33'20.640	13	32.652	30.775	21.748	18.112	1'43.287	301,8	14:23'13.079
20	32.599	30.780	21.687	18.088	1'43.154	308,7	14:35'03.794	14	32.757	30.727	21.572	18.035	1'43.091	296,1	14:24'56.170

Race Time 34:19.618

18°		76 L. BAZ [1'41.745]					
Lap	Seg.1	Seg.2	Seg.3	Seg.4	Lap Time	km/h	Local Time
1		30.787	21.611	17.782	2'00.660		14:02'44.836
2	32.520	30.516	21.494	17.785	1'42.315	310,5	14:04'27.151
3	32.449	30.571	21.486	18.010	1'42.516	310,5	14:06'09.667
4	32.355	30.521	21.448	17.769	1'42.093	304,4	14:07'51.760
5	32.121	30.557	21.601	17.850	1'42.129	306,1	14:09'33.889
6	32.241	30.289	21.512	17.779	1'41.821	313,2	14:11'15.710
7	32.281	30.820	21.607	17.763	1'42.471	300,2	14:12'58.181
8	32.233	30.719	21.418	17.754	1'42.124	311,4	14:14'40.305
9	32.013	30.443	21.451	17.838	1'41.745	312,3	14:16'22.050
10	32.090	30.489	21.351	17.939	1'41.869	312,3	14:18'03.919
11	32.607	30.593	21.636	17.782	1'42.618	293,7	14:19'46.537
12	32.279	30.488	21.543	17.926	1'42.236	302,7	14:21'28.773
13	32.337	30.347	21.641	17.872	1'42.197	311,4	14:23'10.970
14	32.423	30.316	21.440	17.829	1'42.008	303,5	14:24'52.978
15	32.386	30.678	21.612	17.938	1'42.614	288,2	14:26'35.592
16	32.349	30.561	21.702	17.869	1'42.481	309,6	14:28'18.073
17	32.419	30.547	21.536	17.850	1'42.352	307,8	14:30'00.425
18	32.273	30.610	21.638	17.857	1'42.378	314,1	14:31'42.803
19	32.382	30.510	21.754	17.913	1'42.559	311,4	14:33'25.362
20	32.293	30.649	21.671	17.946	1'42.559	315,0	14:35'07.921

Race Time 34:23.745

19°		53 T. RABAT [1'42.581]					
Lap	Seg.1	Seg.2	Seg.3	Seg.4	Lap Time	km/h	Local Time
1		31.028	21.767	17.882	1'46.847	206,0	14:02'31.023
2	33.801	30.783	21.658	17.928	1'44.170	287,4	14:04'15.193
3	33.061	30.827	21.681	17.948	1'43.517	282,2	14:05'58.710
4	32.744	30.690	21.813	17.874	1'43.121	292,9	14:07'41.831
5	32.625	30.958	21.508	18.016	1'43.107	305,2	14:09'24.938
6	32.652	30.620	21.611	17.992	1'42.875	299,3	14:11'07.813
7	32.408	30.758	21.485	17.930	1'42.581	294,5	14:12'50.394
8	32.483	30.780	21.519	17.934	1'42.716	296,9	14:14'33.110
9	32.534	30.812	21.543	17.989	1'42.878	301,0	14:16'15.988
10	32.769	30.912	21.517	18.174	1'43.372	290,5	14:17'59.360
11	32.812	30.998	21.540	18.212	1'43.562	300,2	14:19'42.922
12	32.832	30.789	21.540	18.213	1'43.374	300,2	14:21'26.296
13	32.561	30.887	21.580	18.130	1'43.158	302,7	14:23'09.454
14	32.773	30.739	21.516	18.041	1'43.069	302,7	14:24'52.523
15	32.847	31.065	21.582	18.007	1'43.501	289,7	14:26'36.024
16	32.643	30.666	21.629	18.140	1'43.078	298,5	14:28'19.102
17	32.613	30.892	21.633	18.093	1'43.231	301,8	14:30'02.333
18	32.577	30.936	21.688	18.074	1'43.275	306,1	14:31'45.608
19	32.708	31.074	21.845	18.218	1'43.845	306,1	14:33'29.453
20	32.871	31.088	21.886	18.240	1'44.085	304,4	14:35'13.538

Race Time 34:29.362

20°		35 H. SYAHRIN [1'42.954]					
Lap	Seg.1	Seg.2	Seg.3	Seg.4	Lap Time	km/h	Local Time
1		31.129	21.868	17.918	1'47.927	187,2	14:02'32.103
2	32.970	30.779	21.724	17.894	1'43.367	289,7	14:04'15.470

21°		51 E. GRANADO [1'42.841]						
Lap	Seg.1	Seg.2	Seg.3	Seg.4	Lap Time	km/h	Local Time	
1			31.131	21.834	18.038	1'47.884	199,6	14:02'32.060
2	33.206	30.829	21.817	18.030	1'43.882	287,4	14:04'15.942	
3	32.824	30.844	21.759	17.972	1'43.399	292,1	14:05'59.341	
4	32.870	30.975	21.697	17.886	1'43.428	290,5	14:07'42.769	
5	32.950	30.695	21.709	18.002	1'43.356	277,8	14:09'26.125	
6	32.731	30.577	21.706	17.827	1'42.841	282,9	14:11'08.966	
7	32.657	30.928	21.756	17.957	1'43.298	290,5	14:12'52.264	
8	32.918	30.774	22.452	17.978	1'44.122	295,3	14:14'36.386	
9	32.650	30.974	21.795	17.993	1'43.412	293,7	14:16'19.798	
10	32.739	31.025	21.805	17.964	1'43.533	299,3	14:18'03.331	
11	33.004	31.343	21.776	17.993	1'44.116	285,9	14:19'47.447	
12	32.916	30.787	21.735	17.930	1'43.368	287,4	14:21'30.815	
13	32.769	30.733	21.716	17.995	1'43.213	292,1	14:23'14.028	
14	32.832	30.670	21.694	17.940	1'43.136	295,3	14:24'57.164	
15	32.780	31.079	21.817	18.022	1'43.698	288,2	14:26'40.862	
16	33.520	31.250	21.854	18.039	1'44.663	294,5	14:28'25.525	
17	32.934	31.024	21.715	18.138	1'43.811	281,5	14:30'09.336	
18	32.966	30.939	21.783	18.171	1'43.859	292,1	14:31'53.195	
19	33.056	31.002	21.746	18.108	1'43.912	296,1	14:33'37.107	
20	32.888	30.773	21.857	18.065	1'43.583	297,7	14:35'20.690	

Race Time 34:36.514

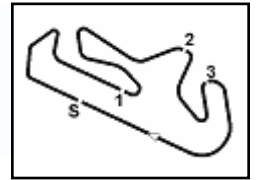
22°		16 G. RUIJL [1'43.185]						
Lap	Seg.1	Seg.2	Seg.3	Seg.4	Lap Time	km/h	Local Time	
1			31.154	21.799	17.731	1'47.321	199,9	14:02'31.497
2	33.145	30.706	21.744	17.847	1'43.442	281,5	14:04'14.939	
3	32.914	30.750	21.719	18.080	1'43.463	296,9	14:05'58.402	
4	32.732	30.821	21.870	17.922	1'43.345	301,8	14:07'41.747	
5	32.733	31.132	21.771	18.148	1'43.784	301,0	14:09'25.531	
6	32.758	30.699	21.846	17.882	1'43.185	289,0	14:11'08.716	
7	33.585	30.670	21.968	17.720	1'43.943	302,7	14:12'52.659	
8	32.824	30.810	21.945	17.806	1'43.385	290,5	14:14'36.044	
9	32.693	31.041	21.792	17.846	1'43.372	291,3	14:16'19.416	
10	32.756	30.874	21.839	18.003	1'43.472	301,8	14:18'02.888	
11	32.749	30.955	21.856	17.943	1'43.503	299,3	14:19'46.391	
12	32.819	30.823	21.792	17.863	1'43.297	302,7	14:21'29.688	
13	33.092	30.904	21.846	17.939	1'43.781	301,8	14:23'13.469	
14	32.788	30.838	21.900	17.965	1'43.491	295,3	14:24'56.960	
15	32.862	30.876	22.015	18.035	1'43.788	302,7	14:26'40.748	
16	33.479	31.047	22.074	18.110	1'44.710	296,1	14:28'25.458	
17	33.039	31.293	21.925	18.080	1'44.337	287,4	14:30'09.795	
18	32.913	30.967	21.843	17.975	1'43.698	283,7	14:31'53.493	
19	33.053	30.924	21.903	18.005	1'43.885	286,7	14:33'37.378	

30/09/2023

P = Pits In/Out - C = Lap Time Cancelled

These data/results cannot be reproduced, stored and/or transmitted in whole or in part by any manner of electronic, mechanical, photocopying, recording, broadcasting or otherwise now known or herein after developed without the previous express consent by the copyright owner, except for reproduction in daily press and regular printed publications on sale to the public within 60 days of the event related to those data/results and always provided that copyright symbol appears together as follows below.

© DORNA WSBK ORGANIZATION Srl 2023



Start at 14:00'44.176

20 32.856 30.878 21.953 17.943 1'43.630 292,9 14:35'21.008
Race Time 34'36.832

23° 52 O. KONIG [1'44.038]							
Lap	Seg.1	Seg.2	Seg.3	Seg.4	Lap Time	km/h	Local Time
1		31.223	21.871	18.218	1'48.558	203,7	14:02'32.734
2	33.291	31.084	21.868	18.345	1'44.588	290,5	14:04'17.322
3	33.238	31.079	21.869	18.287	1'44.473	289,0	14:06'01.795
4	33.245	30.998	21.978	18.219	1'44.440	288,2	14:07'46.235
5	33.076	31.013	21.810	18.306	1'44.205	298,5	14:09'30.440
6	33.075	31.002	21.751	18.406	1'44.234	292,9	14:11'14.674
7	32.999	31.332	21.789	18.179	1'44.299	289,7	14:12'58.973
8	33.418	31.293	21.883	18.261	1'44.855	296,1	14:14'43.828
9	33.100	31.042	21.925	18.345	1'44.412	291,3	14:16'28.240
10	33.026	31.043	21.736	18.252	1'44.057	297,7	14:18'12.297
11	32.912	31.060	21.862	18.229	1'44.063	298,5	14:19'56.360
12	33.229	30.954	21.886	18.274	1'44.343	297,7	14:21'40.703
13	32.930	30.983	21.949	18.176	1'44.038	297,7	14:23'24.741
14	33.108	30.990	21.817	18.291	1'44.206	300,2	14:25'08.947
15	33.265	31.125	21.800	18.364	1'44.554	297,7	14:26'53.501
16	33.091	31.149	21.860	18.358	1'44.458	297,7	14:28'37.959
17	33.132	31.051	21.894	18.385	1'44.462	302,7	14:30'22.421
18	33.183	31.185	22.021	18.369	1'44.758	303,5	14:32'07.179
19	33.260	31.185	22.022	18.395	1'44.862	304,4	14:33'52.041
20	33.188	31.405	22.070	18.440	1'45.103	301,0	14:35'37.144

Race Time 34'52.968

RET 21 M. RINALDI [1'40.931]							
Lap	Seg.1	Seg.2	Seg.3	Seg.4	Lap Time	km/h	Local Time
1		30.654	21.480	17.663	1'44.935	198,5	14:02'29.111
2	32.329	30.434	21.343	17.632	1'41.738	294,5	14:04'10.849
3	32.214	30.332	21.388	17.678	1'41.612	298,5	14:05'52.461
4	32.379	30.599	21.398	17.612	1'41.988	293,7	14:07'34.449
5	31.848	30.160	21.292	17.631	1'40.931	300,2	14:09'15.380
6	32.040	30.095	21.447	17.635	1'41.217	297,7	14:10'56.597
7	32.173	30.283	21.322	17.685	1'41.463	298,5	14:12'38.060
8	36.021	50.574	22.943	40.415	2'29.953P	300,2	14:15'08.013

Race Time 14'23.837

RET 32 I. VINALES [1'43.638]							
Lap	Seg.1	Seg.2	Seg.3	Seg.4	Lap Time	km/h	Local Time
1		31.332	21.639	17.897	1'47.137	197,7	14:02'31.313
2	32.934	30.955	21.694	18.055	1'43.638	290,5	14:04'14.951
3	33.100	30.887	21.650	18.067	1'43.704	283,7	14:05'58.655
4	33.203	30.977	21.605	18.167	1'43.952	285,2	14:07'42.607
5	33.422	31.476	22.022	39.719	2'06.639P	273,6	14:09'49.246

Race Time 9'05.070

30/09/2023

P = Pits In/Out - C = Lap Time Cancelled

These data/results cannot be reproduced, stored and/or transmitted in whole or in part by any manner of electronic, mechanical, photocopying, recording, broadcasting or otherwise now known or herein after developed without the previous express consent by the copyright owner, except for reproduction in daily press and regular printed publications on sale to the public within 60 days of the event related to those data/results and always provided that copyright symbol appears together as follows below.

© DORNA WSBK ORGANIZATION Srl 2023