

Pirelli Portuguese Round, 29 September - 1 October 2023

Chronological Analysis Race 2

Portimao 4.592 m

Start at 14:00'29.108

1 / 4

1° 1 A. BAUTISTA (1'40.475)							
Lap	Seg1	Seg2	Seg3	Seg4	Lap Time	km/h	Local Time
1		30.157	21.400	17.450	1'42.451	180,9	14:02'11.559
2	32.314	30.270	21.165	17.508	1'41.257	300,2	14:03'52.816
3	32.192	30.134	21.264	17.437	1'41.027	301,0	14:05'33.843
4	32.176	30.071	21.168	17.574	1'40.989	301,0	14:07'14.832
5	32.236	30.212	21.180	17.451	1'41.079	310,5	14:08'55.911
6	31.603	30.656	21.204	17.451	1'40.914	315,9	14:10'36.825
7	31.620	30.195	21.253	17.407	1'40.475	314,1	14:12'17.300
8	31.624	30.175	21.262	17.443	1'40.504	315,9	14:13'57.804
9	31.655	30.341	21.492	17.686	1'41.174	312,3	14:15'38.978
10	31.733	30.500	21.322	17.501	1'41.056	314,1	14:17'20.034
11	32.329	30.234	21.234	17.534	1'41.331	307,8	14:19'01.365
12	31.660	30.564	21.409	17.434	1'41.067	312,3	14:20'42.432
13	32.249	30.165	21.248	17.551	1'41.213	301,0	14:22'23.645
14	31.714	30.424	21.581	17.600	1'41.319	312,3	14:24'04.964
15	32.407	30.341	21.270	17.416	1'41.434	314,1	14:25'46.398
16	31.922	30.199	21.278	17.570	1'40.969	304,4	14:27'27.367
17	31.865	30.263	21.495	17.671	1'41.294	312,3	14:29'08.661
18	31.795	30.490	21.331	17.504	1'41.120	310,5	14:30'49.781
19	31.716	30.748	21.270	17.697	1'41.431	309,6	14:32'31.212
20	32.128	30.027	21.227	17.742	1'41.124	315,0	14:34'12.336
Race Time 33'43.228							

16	31.960	30.258	21.320	17.722	1'41.260	301,8	14:27'28.804
17	31.993	30.233	21.283	17.687	1'41.196	303,5	14:29'10.000
18	32.094	30.185	21.294	17.665	1'41.238	294,5	14:30'51.238
19	31.967	30.319	21.291	17.760	1'41.337	304,4	14:32'32.575
20	32.202	30.254	21.351	17.718	1'41.525	301,8	14:34'14.100
Race Time 33'44.992							

2° 54 T. RAZGATLIOGLU (1'40.575)							
Lap	Seg1	Seg2	Seg3	Seg4	Lap Time	km/h	Local Time
1		30.070	21.252	17.808	1'42.375	179,4	14:02'11.483
2	32.166	30.081	21.141	17.868	1'41.256	311,4	14:03'52.739
3	31.965	30.031	21.154	17.890	1'41.040	314,1	14:05'33.779
4	32.040	30.058	21.107	17.846	1'41.051	312,3	14:07'14.830
5	31.992	30.113	21.145	17.891	1'41.141	315,0	14:08'55.971
6	31.571	30.426	21.160	17.783	1'40.940	317,8	14:10'36.911
7	31.722	30.123	21.279	17.638	1'40.762	312,3	14:12'17.673
8	31.582	30.102	21.172	17.719	1'40.575	315,0	14:13'58.248
9	31.606	30.048	21.259	17.855	1'40.768	316,8	14:15'39.016
10	31.715	30.206	21.219	17.856	1'40.996	314,1	14:17'20.012
11	32.138	30.105	21.193	17.933	1'41.369	314,1	14:19'01.381
12	31.680	30.334	21.104	17.841	1'40.959	312,3	14:20'42.340
13	32.100	30.116	21.186	17.928	1'41.330	314,1	14:22'23.670
14	31.888	30.354	21.250	17.861	1'41.353	309,6	14:24'05.023
15	31.920	30.146	21.164	17.873	1'41.103	315,0	14:25'46.126
16	32.018	30.160	21.203	17.881	1'41.262	315,0	14:27'27.388
17	31.967	30.298	21.196	17.849	1'41.310	312,3	14:29'08.698
18	31.748	30.297	21.162	17.860	1'41.067	307,8	14:30'49.765
19	31.963	30.390	21.154	17.952	1'41.459	310,5	14:32'31.224
20	31.900	30.028	21.309	18.001	1'41.238	317,8	14:34'12.462
Race Time 33'43.354							

4° 31 G. GERLOFF (1'40.662)								
Lap	Seg1	Seg2	Seg3	Seg4	Lap Time	km/h	Local Time	
1			30.642	21.340	17.568	1'43.852	187,8	14:02'12.960
2	32.219	30.424	21.246	17.626	1'41.515	286,7	14:03'54.475	
3	32.180	30.638	21.469	17.613	1'41.900	290,5	14:05'36.375	
4	32.226	30.183	21.391	17.634	1'41.434	295,3	14:07'17.809	
5	31.986	30.041	21.177	17.625	1'40.829	299,3	14:08'58.638	
6	31.846	29.993	21.218	17.699	1'40.756	301,0	14:10'39.394	
7	31.843	30.000	21.170	17.649	1'40.662	297,7	14:12'20.056	
8	32.251	30.150	21.195	17.626	1'41.222	305,2	14:14'01.278	
9	32.102	30.121	21.223	17.662	1'41.108	286,7	14:15'42.386	
10	31.833	30.041	21.208	17.713	1'40.795	303,5	14:17'23.181	
11	32.024	30.094	21.304	17.806	1'41.228	304,4	14:19'04.409	
12	31.831	30.187	21.222	17.732	1'40.972	304,4	14:20'45.381	
13	31.942	30.130	21.256	17.744	1'41.072	300,2	14:22'26.453	
14	31.958	30.088	21.272	17.749	1'41.067	295,3	14:24'07.520	
15	32.124	30.101	21.224	17.707	1'41.156	292,9	14:25'48.676	
16	32.200	30.243	21.242	17.703	1'41.388	299,3	14:27'30.064	
17	31.839	30.043	21.205	17.704	1'40.791	301,8	14:29'10.855	
18	31.953	30.139	21.412	17.756	1'41.260	306,1	14:30'52.115	
19	31.895	30.202	21.271	17.858	1'41.226	307,0	14:32'33.341	
20	32.179	30.400	21.313	17.967	1'41.859	303,5	14:34'15.200	
Race Time 33'46.092								

3° 21 M. RINALDI (1'40.738)							
Lap	Seg1	Seg2	Seg3	Seg4	Lap Time	km/h	Local Time
1		30.442	21.455	17.507	1'43.507	188,5	14:02'12.615
2	32.162	30.284	21.351	17.634	1'41.431	295,3	14:03'54.046
3	32.207	30.296	21.368	17.620	1'41.491	296,1	14:05'35.537
4	31.927	30.181	21.303	17.616	1'41.027	312,3	14:07'16.564
5	31.836	30.127	21.178	17.758	1'40.899	313,2	14:08'57.463
6	31.715	30.191	21.232	17.600	1'40.738	310,5	14:10'38.201
7	31.873	30.176	21.188	17.610	1'40.847	308,7	14:12'19.048
8	31.929	30.182	21.266	17.643	1'41.020	307,8	14:14'00.068
9	32.097	30.057	21.255	17.727	1'41.136	307,8	14:15'41.204
10	31.869	30.148	21.315	17.739	1'41.071	307,0	14:17'22.275
11	31.963	30.170	21.224	17.732	1'41.089	308,7	14:19'03.364
12	32.017	30.128	21.251	17.701	1'41.097	303,5	14:20'44.461
13	31.980	30.174	21.180	17.696	1'41.030	306,1	14:22'25.491
14	31.953	30.099	21.259	17.653	1'40.964	304,4	14:24'06.455
15	31.980	30.182	21.252	17.675	1'41.089	304,4	14:25'47.544

5° 55 A. LOCATELLI (1'40.882)								
Lap	Seg1	Seg2	Seg3	Seg4	Lap Time	km/h	Local Time	
1			30.386	21.468	17.523	1'43.255	182,4	14:02'12.363
2	32.150	30.242	21.382	17.621	1'41.395	295,3	14:03'53.758	
3	32.684	30.246	21.363	17.627	1'41.920	301,8	14:05'35.678	
4	32.062	30.114	21.249	17.647	1'41.072	296,9	14:07'16.750	
5	32.039	30.144	21.209	17.736	1'41.128	293,7	14:08'57.878	
6	31.979	30.169	21.278	17.748	1'41.174	300,2	14:10'39.052	
7	31.866	29.971	21.309	17.736	1'40.882	299,3	14:12'19.934	
8	32.115	30.058	21.223	17.696	1'41.092	309,6	14:14'01.026	
9	31.906	30.032	21.300	17.756	1'40.994	307,0	14:15'42.020	
10	31.826	30.097	21.271	17.705	1'40.899	308,7	14:17'22.919	
11	31.890	30.012	21.324	17.731	1'40.957	306,1	14:19'03.876	
12	31.949	30.072	21.295	17.773	1'41.089	304,4	14:20'44.965	
13	32.058	30.157	21.307	17.714	1'41.236	303,5	14:22'26.201	
14	31.956	30.083	21.335	17.771	1'41.145	305,2	14:24'07.346	
15	32.070	30.117	21.248	17.761	1'41.196	311,4	14:25'48.542	
16	32.132	30.216	21.289	17.801	1'41.438	302,7	14:27'29.980	
17	32.911	30.154	21.411	17.752	1'42.228	299,3	14:29'12.208	
18	32.046	30.396	21.472	17.951	1'41.865	307,0	14:30'54.073	
19	32.319	30.431	21.437	17.877	1'42.064	303,5	14:32'36.137	
20	32.293	30.537	21.629	18.113	1'42.572	304,4	14:34'18.709	
Race Time 33'49.601								

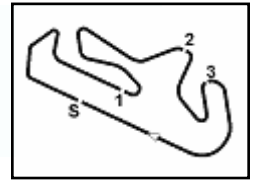
6° 9 D. PETRUCCI (1'41.035)								
Lap	Seg1	Seg2	Seg3	Seg4	Lap Time	km/h	Local Time	
1			30.492	21.331	17.607	1'44.717	192,5	14:02'13.825
2	32.324	30.283	21.585	17.687	1'41.879	297,7	14:03'55.704	
3	32.238	30.428	21.390	17.678	1'41.734	302,7	14:05'37.438	
4	32.170	30.050	21.289	17.671	1'41.180	299,3	14:07'18.618	
5	32.256	30.196	21.233	17.725	1'41.410	309,6	14:09'00.028	
6	32.069	30.345	21.337	17.657	1'41.408	295,3	14:10'41.436	
7	32.041	30.329	21.339	17.696	1'41.405	295,3	14:12'22.841	
8	32.152	30.407	21.340	17.777	1'41.676	300,2	14:14'04.517	
9	31.939	30.160	21.280	17.743	1'41.122	302,7	14:15'45.639	

01/10/2023

P = Pits In/Dut - C = Lap Time Cancelled

These data/results cannot be reproduced, stored and/or transmitted in whole or in part by any manner of electronic, mechanical, photocopying, recording, broadcasting or otherwise now known or herein after developed without the previous express consent by the copyright owner, except for reproduction in daily press and regular printed publications on sale to the public within 60 days of the event related to those data/results and always provided that copyright symbol appears together as follows below.

© DORNA WSBK ORGANIZATION Srl 2023



Pirelli Portuguese Round, 29 September - 1 October 2023

Chronological Analysis Race 2

Portimao 4.592 m

Start at 14:00'29.108

2 / 4

10	32.011	30.171	21.303	17.736	1'41.221	308,7	14:17'26.860	4	31.897	30.264	21.647	17.662	1'41.470	302,7	14:07'19.895
11	31.829	30.270	21.212	17.724	1'41.035	307,8	14:19'07.895	5	32.146	30.647	21.517	17.711	1'42.021	297,7	14:09'01.916
12	31.931	30.309	21.238	17.800	1'41.278	310,5	14:20'49.173	6	31.914	30.083	21.456	17.603	1'41.056	311,4	14:10'42.972
13	31.969	30.303	21.458	17.803	1'41.533	310,5	14:22'30.706	7	31.972	30.152	21.357	17.606	1'41.087	306,1	14:12'24.059
14	32.022	30.271	21.276	17.771	1'41.340	307,0	14:24'12.046	8	31.899	30.213	21.479	17.668	1'41.259	301,8	14:14'05.318
15	32.042	30.186	21.287	17.762	1'41.277	307,0	14:25'53.323	9	32.203	30.270	21.422	17.758	1'41.653	297,7	14:15'46.971
16	31.958	30.375	21.250	17.813	1'41.396	308,7	14:27'34.719	10	31.997	30.124	21.439	17.738	1'41.298	307,0	14:17'28.269
17	32.029	30.302	21.320	17.745	1'41.396	307,0	14:29'16.115	11	31.906	30.213	21.373	17.677	1'41.169	304,4	14:19'09.438
18	32.342	30.543	21.388	17.721	1'41.994	302,7	14:30'58.109	12	31.942	30.121	21.384	17.685	1'41.132	303,5	14:20'50.570
19	32.054	30.420	21.420	17.855	1'41.749	310,5	14:32'39.858	13	31.941	30.159	21.464	17.685	1'41.249	301,8	14:22'31.819
20	32.055	30.483	21.390	17.855	1'41.783	310,5	14:34'21.641	14	31.958	30.152	21.463	17.717	1'41.290	301,8	14:24'13.109

Race Time 33'52.533

7° 71. LECUONA [1'40.942]

Lap	Seg1	Seg2	Seg3	Seg4	Lap Time	km/h	Local Time
1		30.673	21.371	17.605	1'43.735	182,7	14:02'12.843
2	32.084	30.382	21.311	17.558	1'41.335	294,5	14:03'54.178
3	32.502	30.480	21.447	17.603	1'42.032	303,5	14:05'36.210
4	31.942	30.199	21.363	17.648	1'41.152	303,5	14:07'17.362
5	32.011	30.367	21.533	17.658	1'41.569	302,7	14:08'58.931
6	31.832	30.183	21.239	17.688	1'40.942	301,8	14:10'39.873
7	31.857	30.696	21.226	17.684	1'41.463	301,0	14:12'21.336
8	32.089	30.297	21.224	17.712	1'41.322	304,4	14:14'02.658
9	31.917	30.239	21.223	17.727	1'41.106	303,5	14:15'43.764
10	31.904	30.208	21.244	17.791	1'41.147	305,2	14:17'24.911
11	32.030	30.278	21.179	17.622	1'41.109	301,8	14:19'06.020
12	31.957	30.218	21.280	17.718	1'41.173	304,4	14:20'47.193
13	32.072	30.425	21.304	17.853	1'41.654	304,4	14:22'28.847
14	32.291	30.370	21.351	17.731	1'41.743	301,8	14:24'10.590
15	32.049	30.455	21.379	17.726	1'41.609	307,0	14:25'52.199
16	32.133	30.545	21.360	17.822	1'41.860	307,0	14:27'34.059
17	32.180	30.437	21.369	17.820	1'41.806	305,2	14:29'15.865
18	32.416	30.527	21.396	17.806	1'42.145	303,5	14:30'58.010
19	32.472	30.624	21.391	17.799	1'42.286	304,4	14:32'40.296
20	32.146	30.631	21.562	17.855	1'42.194	304,4	14:34'22.490

Race Time 33'53.382

8° 77 D. AEGERTER [1'41.044]

Lap	Seg1	Seg2	Seg3	Seg4	Lap Time	km/h	Local Time
1		30.576	21.341	17.656	1'45.059	197,0	14:02'14.167
2	32.224	30.185	21.599	17.667	1'41.675	294,5	14:03'55.842
3	32.244	30.400	21.446	17.688	1'41.778	291,3	14:05'37.620
4	32.293	30.429	21.290	17.636	1'41.648	285,9	14:07'19.268
5	32.058	30.205	21.267	17.603	1'41.133	301,8	14:09'00.401
6	32.047	30.222	21.316	17.657	1'41.242	296,1	14:10'41.643
7	32.055	30.242	21.436	17.694	1'41.427	291,3	14:12'23.070
8	32.115	30.319	21.474	17.728	1'41.636	295,3	14:14'04.706
9	32.056	30.091	21.312	17.589	1'41.048	292,9	14:15'45.754
10	32.178	30.169	21.317	17.697	1'41.361	297,7	14:17'27.115
11	31.938	30.206	21.243	17.657	1'41.044	303,5	14:19'08.159
12	32.018	30.189	21.269	17.672	1'41.148	301,0	14:20'49.307
13	32.162	30.323	21.346	17.759	1'41.590	297,7	14:22'30.897
14	32.117	30.289	21.307	17.694	1'41.407	300,2	14:24'12.304
15	32.153	30.376	21.320	17.604	1'41.453	304,4	14:25'53.757
16	32.011	30.285	21.265	17.659	1'41.220	306,1	14:27'34.977
17	32.139	30.278	21.297	17.616	1'41.330	299,3	14:29'16.307
18	32.238	30.584	21.660	17.576	1'42.058	296,1	14:30'58.365
19	32.122	30.289	21.407	17.762	1'41.580	301,0	14:32'39.945
20	32.075	31.199	21.556	17.823	1'42.653	300,2	14:34'22.598

Race Time 33'53.490

9° 5 P. OETTL [1'41.056]

Lap	Seg1	Seg2	Seg3	Seg4	Lap Time	km/h	Local Time
1		30.796	21.635	17.656	1'45.939	195,2	14:02'15.047
2	32.246	30.257	21.543	17.587	1'41.633	296,1	14:03'56.680
3	32.117	30.392	21.626	17.610	1'41.745	294,5	14:05'38.425

10° 65 J. REA [1'40.992]

Lap	Seg1	Seg2	Seg3	Seg4	Lap Time	km/h	Local Time
1		30.166	21.171	17.552	1'50.118	189,1	14:02'19.226
2	32.019	29.877	21.230	17.866	1'40.992	307,8	14:04'00.218
3	31.931	30.193	21.394	17.627	1'41.145	299,3	14:05'41.363
4	32.153	30.532	21.294	17.813	1'41.792	300,2	14:07'23.155
5	32.914	30.457	21.185	17.792	1'42.348	315,0	14:09'05.503
6	32.011	30.061	23.158	18.654	1'43.884	302,7	14:10'49.387
7	32.254	30.246	21.286	17.729	1'41.515	297,7	14:12'30.902
8	32.126	30.366	21.226	17.688	1'41.406	307,8	14:14'12.308
9	32.036	30.163	21.138	17.661	1'40.998	310,5	14:15'53.306
10	32.028	30.258	21.231	17.662	1'41.179	307,0	14:17'34.485
11	32.217	30.301	21.341	17.751	1'41.610	306,1	14:19'16.095
12	32.279	30.314	21.358	17.849	1'41.800	293,7	14:20'57.895
13	32.167	30.312	21.368	17.695	1'41.542	304,4	14:22'39.437
14	32.121	30.416	21.224	17.807	1'41.568	304,4	14:24'21.005
15	32.151	30.250	21.313	17.727	1'41.441	312,3	14:26'02.446
16	32.227	30.262	21.201	17.706	1'41.396	310,5	14:27'43.842
17	32.095	30.408	21.391	17.735	1'41.629	303,5	14:29'25.471
18	32.512	30.505	21.480	17.677	1'42.174	296,1	14:31'07.645
19	32.264	30.437	21.319	17.810	1'41.830	301,8	14:32'49.475
20	32.314	30.492	21.406	17.804	1'42.016	309,6	14:34'31.491

Race Time 34'02.383

11° 60 M. VAN DER MARK [1'41.566]

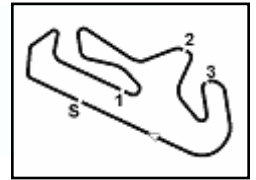
Lap	Seg1	Seg2	Seg3	Seg4	Lap Time	km/h	Local Time
1		30.652	21.531	17.667	1'44.331	186,2	14:02'13.439
2	32.113	30.509	21.762	17.659	1'42.043	296,1	14:03'55.482
3	32.133	30.493	21.440	17.664	1'41.730	298,5	14:05'37.212
4	32.519	30.517	21.689	17.685	1'42.410	295,3	14:07'19.622
5	32.310	30.631	21.710	17.717	1'42.368	299,3	14:09'01.990
6	32.266	30.596	21.472	17.615	1'41.949	292,9	14:10'43.939
7	32.093	30.602	21.334	17.713	1'41.742	305,2	14:12'25.681
8	32.148	30.407	21.403	17.716	1'41.674	309,6	14:14'07.355
9	32.082	30.582	21.381	17.705	1'41.750	309,6	14:15'49.105
10	32.007	30.488	21.394	17.677	1'41.566	311,4	14:17'30.671
11	32.060	30.745	21.429	17.714	1'41.948	305,2	14:19'12.619
12	32.083	30.468	21.312	17.767	1'41.630	305,2	14:20'54.249
13	32.183	30.591	21.504	17.730	1'42.008	295,3	14:22'36.257
14	32.347	30.556	21.394	17.740	1'42.037	299,3	14:24'18.294
15	32.254	30.653	21.457	17.710	1'42.074	294,5	14:26'00.368
16	32.500	30.630	21.628	17.793	1'42.551	285,9	14:27'42.919
17	32.415	30.623	21.621	17.699	1'42.358	293,7	14:29'25.277
18	32.227	30.631	21.576	17.781	1'42.215	296,9	14:31'07.492
19	32.574	30.589	21.470	17.920	1'42.553	307,0	14:32'50.045
20	32.418	30.766	21.624	17.951	1'42.759	303,5	14:34'32.804

01/10/2023

P = Pits In/Out - C = Lap Time Cancelled

These data/results cannot be reproduced, stored and/or transmitted in whole or in part by any manner of electronic, mechanical, photocopying, recording, broadcasting or otherwise now known or herein after developed without the previous express consent by the copyright owner, except for reproduction in daily press and regular printed publications on sale to the public within 60 days of the event related to those data/results and always provided that copyright symbol appears together as follows below.

© DORNA WSBK ORGANIZATION Srl 2023



Pirelli Portuguese Round, 29 September - 1 October 2023

Chronological Analysis Race 2

Portimao 4.592 m

Start at 14:00'29.108

3 / 4

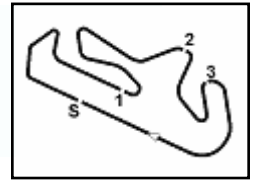
12° 47 A. BASSANI [1'41.340]										15° 97 X. VIERGE [1'41.552]															
Lap	Seg1	Seg2	Seg3	Seg4	Lap Time	km/h	Local Time	Lap	Seg1	Seg2	Seg3	Seg4	Lap Time	km/h	Local Time	Lap	Seg1	Seg2	Seg3	Seg4	Lap Time	km/h	Local Time		
1		30.638	21.366	17.727	1'44.493	201,8	14:02'13.601	15		32.291	30.692	21.593	17.914	1'42.490	308,7	14:26'05.062	16		32.237	30.949	21.774	18.010	1'42.970	305,2	14:27'48.032
2	32.171	30.424	21.259	17.633	1'41.487	289,0	14:03'55.088	17		32.462	30.694	21.724	18.053	1'42.933	309,6	14:29'30.965	18		32.434	30.950	21.781	18.048	1'43.213	308,7	14:31'14.178
3	31.966	30.630	21.312	17.706	1'41.614	300,2	14:05'36.702	19		32.488	30.923	21.963	18.100	1'43.474	314,1	14:32'57.652	20		32.540	31.562	22.085	18.368	1'44.555	309,6	14:34'42.207
4	32.075	30.311	21.292	17.662	1'41.340	292,9	14:07'18.042	Race Time 34'13.099																	
5	32.130	30.506	21.241	17.745	1'41.622	300,2	14:08'59.664	15° 97 X. VIERGE [1'41.552]																	
6	32.095	30.285	21.309	17.742	1'41.431	293,7	14:10'41.095	Lap	Seg1	Seg2	Seg3	Seg4	Lap Time	km/h	Local Time										
7	32.074	30.408	21.280	17.772	1'41.534	298,5	14:12'22.629	1		31.531	21.637	17.681	2'04.672	192,1	14:02'33.780										
8	32.115	30.477	21.952	17.747	1'42.291	301,0	14:14'04.920	2	32.184	30.541	21.401	17.629	1'41.755	304,4	14:04'15.535										
9	32.226	30.536	21.657	17.865	1'42.284	282,9	14:15'47.204	3	32.155	30.512	21.494	17.646	1'41.807	307,8	14:05'57.342										
10	32.175	30.499	21.509	17.842	1'42.025	298,5	14:17'29.229	4	32.228	30.587	21.467	17.672	1'41.954	308,7	14:07'39.296										
11	32.317	30.659	21.410	17.817	1'42.203	305,2	14:19'11.432	5	32.097	30.397	21.486	17.687	1'41.667	309,6	14:09'20.963										
12	32.163	30.621	21.448	17.960	1'42.192	308,7	14:20'53.624	6	32.112	30.474	21.410	17.556	1'41.552	311,4	14:11'02.515										
13	32.167	30.683	21.306	17.906	1'42.062	314,1	14:22'35.686	7	32.096	30.529	21.456	17.597	1'41.678	305,2	14:12'44.193										
14	32.198	30.629	21.462	17.933	1'42.222	303,5	14:24'17.908	8	32.061	30.574	21.440	17.670	1'41.745	304,4	14:14'25.938										
15	32.267	30.699	21.452	17.917	1'42.335	305,2	14:26'00.243	9	32.018	30.507	21.484	17.615	1'41.624	307,0	14:16'07.562										
16	32.299	30.836	21.479	17.911	1'42.525	302,7	14:27'42.768	10	31.878	30.529	21.490	17.721	1'41.618	308,7	14:17'49.180										
17	32.311	30.765	21.428	17.924	1'42.428	305,2	14:29'25.196	11	32.067	30.448	21.556	17.641	1'41.712	302,7	14:19'30.892										
18	32.583	31.037	21.549	17.797	1'42.966	291,3	14:31'08.162	12	32.177	30.581	21.552	17.701	1'42.011	305,2	14:21'12.903										
19	32.442	30.762	21.462	17.942	1'42.608	293,7	14:32'50.770	13	32.159	30.814	21.576	17.769	1'42.318	302,7	14:22'55.221										
20	32.342	30.785	21.517	17.892	1'42.536	305,2	14:34'33.306	14	32.135	30.564	21.644	17.776	1'42.119	305,2	14:24'37.340										
Race Time 34'04.198										15	32.355	30.943	21.610	17.815	1'42.723	297,7	14:26'20.063								
13° 34 L. BALDASSARRI [1'41.867]										16	32.407	30.767	21.605	17.742	1'42.521	298,5	14:28'02.584								
Lap	Seg1	Seg2	Seg3	Seg4	Lap Time	km/h	Local Time	Lap	Seg1	Seg2	Seg3	Seg4	Lap Time	km/h	Local Time										
1		30.612	21.452	17.689	1'45.379	199,9	14:02'14.487	17	32.703	30.801	21.707	17.714	1'42.925	285,9	14:29'45.509										
2	32.579	30.263	21.375	17.708	1'41.925	295,3	14:03'56.412	18	32.334	30.790	21.710	17.736	1'42.570	301,8	14:31'28.079										
3	32.208	30.414	21.488	17.796	1'41.906	301,0	14:05'38.318	19	32.397	30.863	21.712	17.812	1'42.784	305,2	14:33'10.863										
4	32.441	30.289	21.622	17.759	1'42.111	286,7	14:07'20.429	20	32.484	30.790	21.739	17.868	1'42.881	302,7	14:34'53.744										
5	32.244	30.437	21.487	17.758	1'41.926	307,8	14:09'02.355	Race Time 34'24.636																	
6	32.178	30.486	21.523	17.705	1'41.892	301,0	14:10'44.247	16° 53 T. RABAT [1'42.500]																	
7	32.156	30.467	21.580	17.731	1'41.934	303,5	14:12'26.181	Lap	Seg1	Seg2	Seg3	Seg4	Lap Time	km/h	Local Time										
8	32.192	30.624	21.500	17.810	1'42.126	307,8	14:14'08.307	1		31.201	21.596	17.913	1'46.693	200,7	14:02'15.801										
9	32.290	30.427	21.522	17.811	1'42.050	307,0	14:15'50.357	2	32.595	30.709	21.582	17.912	1'42.798	287,4	14:03'58.599										
10	32.097	30.410	21.527	17.833	1'41.867	305,2	14:17'32.224	3	32.463	30.733	21.496	17.921	1'42.613	301,0	14:05'41.212										
11	32.066	30.475	21.519	17.826	1'41.886	310,5	14:19'14.110	4	32.764	30.745	21.621	18.037	1'43.167	285,2	14:07'24.379										
12	32.139	30.369	21.465	17.904	1'41.877	309,6	14:20'55.987	5	32.545	30.721	22.045	17.960	1'43.271	286,7	14:09'07.650										
13	32.221	30.859	21.675	17.878	1'42.633	304,4	14:22'38.620	6	32.480	30.674	21.510	17.892	1'42.556	299,3	14:10'50.206										
14	32.420	30.534	21.822	17.821	1'42.597	301,8	14:24'21.217	7	32.605	30.728	21.490	18.030	1'42.853	289,7	14:12'33.059										
15	32.318	30.545	21.529	18.045	1'42.437	308,7	14:26'03.654	8	32.751	30.678	21.566	18.020	1'43.015	288,2	14:14'16.074										
16	32.246	30.501	21.484	18.027	1'42.258	303,5	14:27'45.912	9	32.842	30.680	21.481	17.915	1'42.918	288,2	14:15'58.992										
17	32.329	30.614	21.625	17.866	1'42.434	308,7	14:29'28.346	10	32.521	30.491	21.585	17.903	1'42.500	299,3	14:17'41.492										
18	32.293	30.673	21.650	17.908	1'42.524	310,5	14:31'10.870	11	32.729	31.087	21.761	18.041	1'43.618	308,7	14:19'25.110										
19	32.320	30.613	21.599	17.978	1'42.510	307,0	14:32'53.380	12	32.927	30.672	21.600	18.003	1'43.202	291,3	14:21'08.312										
20	32.471	30.505	21.795	17.985	1'42.756	306,1	14:34'36.136	13	32.867	30.873	21.438	18.200	1'43.378	300,2	14:22'51.690										
Race Time 34'07.028										14	32.818	30.876	21.558	18.053	1'43.305	304,4	14:24'34.995								
14° 45 S. REDDING [1'41.358]										15	33.006	31.036	21.616	18.100	1'43.758	295,3	14:26'18.753								
Lap	Seg1	Seg2	Seg3	Seg4	Lap Time	km/h	Local Time	Lap	Seg1	Seg2	Seg3	Seg4	Lap Time	km/h	Local Time										
1		30.750	21.414	17.690	1'48.778	196,3	14:02'17.886	16	32.910	30.859	21.706	18.064	1'43.539	301,0	14:28'02.292										
2	31.973	30.489	21.538	17.727	1'41.727	301,8	14:03'59.613	17	33.335	30.721	21.720	17.911	1'43.687	289,7	14:29'45.979										
3	31.986	30.370	21.523	17.761	1'41.640	302,7	14:05'41.253	18	32.629	30.777	21.539	17.983	1'42.928	292,1	14:31'28.907										
4	32.208	30.288	21.449	17.912	1'41.857	303,5	14:07'23.110	19	32.667	30.724	21.699	18.063	1'43.153	292,9	14:33'12.060										
5	32.710	30.646	21.578	17.775	1'42.709	313,2	14:09'05.819	20	32.693	30.677	21.587	18.004	1'42.961	294,5	14:34'55.021										
6	31.949	30.230	21.450	17.729	1'41.358	301,8	14:10'47.177	Race Time 34'25.913																	
7	32.050	30.452	21.546	17.789	1'41.837	299,3	14:12'29.014	17° 32 I. VINALES [1'42.848]																	
8	32.005	30.443	21.371	17.784	1'41.603	304,4	14:14'10.617	Lap	Seg1	Seg2	Seg3	Seg4	Lap Time	km/h	Local Time										
9	31.960	30.362	21.454	17.786	1'41.362	310,5	14:15'52.179	1		31.160	21.917	18.038	1'47.685	202,2	14:02'16.793										
10	31.965	30.519	21.486	17.843	1'41.813	316,8	14:17'33.992	2	32.710	30.738	21.984	18.157	1'43.589	296,1	14:04'00.382										
11	32.077	30.473	21.514	17.801	1'41.865	305,2	14:19'15.857	3	32.644	30.740	21.572	17.991	1'42.947	291,3	14:05'43.329										
12	32.244	30.448	21.770	17.853	1'42.315	302,7	14:20'58.172	4	32.711	30.667	21.607	17.974	1'42.959	288,2	14:07'26.288										
13	32.080	30.416	21.506	17.886	1'41.888	306,1	14:22'40.060	5	32.582	30.809	21.490	18.060	1'42.941	299,3	14:09'09.229										
14	32.354	30.657	21.614	17.887	1'42.512	302,7	14:24'22.572	6	32.598	30.781	21.562	17.907	1'42.848	297,7	14:10'52.077										
										7	32.581	30.947	21.508	17.984	1'43.020	297,7	14:12'35.097								
										8	32.648	30.755	21.618	18.062	1'43.083	302,7	14:14'18.180								

01/10/2023

P = Pits In/Out - C = Lap Time Cancelled

These data/results cannot be reproduced, stored and/or transmitted in whole or in part by any manner of electronic, mechanical, photocopying, recording, broadcasting or otherwise now known or herein after developed without the previous express consent by the copyright owner, except for reproduction in daily press and regular printed publications on sale to the public within 60 days of the event related to those data/results and always provided that copyright symbol appears together as follows below.

© DORNA WSBK ORGANIZATION Srl 2023



Portimao 4.592 m

Pirelli Portuguese Round, 29 September - 1 October 2023

Chronological Analysis Race 2

Start at 14:00'29.108

4 / 4

Lap	Seg1	Seg2	Seg3	Seg4	Lap Time	km/h	Local Time
9	32.618	30.756	21.562	18.043	1'42.979	296,1	14:16'01.159
10	32.660	30.811	21.513	18.030	1'43.014	301,8	14:17'44.173
11	32.642	30.850	21.637	17.988	1'43.117	298,5	14:19'27.290
12	32.632	30.876	21.486	17.961	1'42.955	299,3	14:21'10.245
13	32.582	30.844	21.666	17.968	1'43.060	296,1	14:22'53.305
14	32.956	30.901	21.577	18.029	1'43.463	300,2	14:24'36.768
15	32.795	30.896	21.514	18.040	1'43.245	296,9	14:26'20.013
16	32.929	30.796	21.509	17.947	1'43.181	281,5	14:28'03.194
17	32.807	30.688	21.623	17.856	1'42.974	296,9	14:29'46.168
18	32.785	30.745	21.538	17.876	1'42.944	281,5	14:31'29.112
19	32.761	30.822	21.587	18.031	1'43.201	289,0	14:33'12.313
20	32.714	30.735	21.550	17.991	1'42.990	292,9	14:34'55.303

Race Time 34'26.195

RET	Seg1	Seg2	Seg3	Seg4	Lap Time	km/h	Local Time
76 L. BAZ [1'41.403]							
1		30.504	21.359	17.762	1'51.039	301,8	14:02'20.147
2	31.967	30.330	21.305	17.801	1'41.403	301,8	14:04'01.550
3	31.977	30.478	21.515	17.850	1'41.820	298,5	14:05'43.370
4	32.112	30.375	21.347	17.923	1'41.757	306,1	14:07'25.127
5	32.198	30.475	21.416	17.801	1'41.890	305,2	14:09'07.017

Race Time 8'37.909

18° 28 B. RAY [1'42.247]							
Lap	Seg1	Seg2	Seg3	Seg4	Lap Time	km/h	Local Time
1		30.757	21.465	17.921	1'45.869	196,7	14:02'14.977
2	32.641	30.531	21.679	17.930	1'42.781	289,0	14:03'57.758
3	32.320	30.734	21.617	18.112	1'42.783	312,3	14:05'40.541
4	33.122	30.774	21.560	18.091	1'43.547	305,2	14:07'24.088
5	32.349	30.507	21.444	17.947	1'42.247	302,7	14:09'06.335
6	32.244	30.641	21.588	18.023	1'42.496	307,0	14:10'48.831
7	32.497	30.723	21.499	17.974	1'42.693	307,8	14:12'31.524
8	32.365	30.677	21.591	18.153	1'42.786	306,1	14:14'14.310
9	32.833	30.984	21.749	18.160	1'43.726	307,8	14:15'58.036
10	32.493	30.893	21.663	18.227	1'43.276	307,8	14:17'41.312
11	32.642	31.169	21.655	18.263	1'43.729	307,0	14:19'25.041
12	33.373	30.759	22.042	18.127	1'44.301	301,0	14:21'09.342
13	32.740	31.133	21.676	18.328	1'43.877	305,2	14:22'53.219
14	35.825	31.224	21.713	18.227	1'46.989	306,1	14:24'40.208
15	32.663	31.222	21.761	18.218	1'43.864	304,4	14:26'24.072
16	32.822	31.104	21.812	18.416	1'44.154	307,0	14:28'08.226
17	32.783	31.174	21.894	18.223	1'44.074	307,8	14:29'52.300
18	32.646	31.115	21.836	18.254	1'43.851	307,8	14:31'36.151
19	32.776	31.235	21.871	18.343	1'44.225	306,1	14:33'20.376
20	32.493	31.076	21.661	18.237	1'43.467	308,7	14:35'03.843

Race Time 34'34.735

19° 16 G. RUIJ [1'42.895]							
Lap	Seg1	Seg2	Seg3	Seg4	Lap Time	km/h	Local Time
1		31.201	22.165	17.956	1'48.016	200,3	14:02'17.124
2	32.778	30.936	21.920	17.884	1'43.518		14:04'00.642
3	32.646	31.046	21.849	17.983	1'43.524		14:05'44.166
4	32.574	30.860	21.735	18.080	1'43.249		14:07'27.415
5	32.800	30.918	21.864	18.060	1'43.642	313,2	14:09'11.057
6	33.007	30.728	21.887	17.949	1'43.571		14:10'54.628
7	32.775	30.961	21.828	18.105	1'43.669	306,1	14:12'38.297
8	32.672	30.934	21.810	18.065	1'43.481		14:14'21.778
9	32.801	30.916	21.871	18.056	1'43.644		14:16'05.422
10	32.711	30.959	21.843	18.123	1'43.636		14:17'49.058
11	32.595	30.856	21.899	17.973	1'43.323		14:19'32.381
12	32.703	30.892	21.819	18.156	1'43.570		14:21'15.951
13	32.741	31.116	21.927	18.138	1'43.922		14:22'59.873
14	32.708	31.005	21.825	18.082	1'43.620		14:24'43.493
15	32.938	31.051	21.825	18.104	1'43.918	301,8	14:26'27.411
16	32.972	31.062	21.823	18.064	1'43.921		14:28'11.332
17	32.472	30.956	21.853	17.977	1'43.258	305,2	14:29'54.590
18	32.709	30.888	21.803	17.997	1'43.397	299,3	14:31'37.987
19	32.500	30.742	21.685	17.968	1'42.895	304,4	14:33'20.882
20	32.414	30.897	21.682	17.990	1'42.983		14:35'03.865

Race Time 34'34.757

RET 87 R. GARDNER [1'41.100]							
Lap	Seg1	Seg2	Seg3	Seg4	Lap Time	km/h	Local Time
1		30.247	21.480	17.584	1'43.160	180,6	14:02'12.268
2	32.066	30.257	21.389	17.647	1'41.359	299,3	14:03'53.627

01/10/2023

P = Pits In/Out - C = Lap Time Cancelled

These data/results cannot be reproduced, stored and/or transmitted in whole or in part by any manner of electronic, mechanical, photocopying, recording, broadcasting or otherwise now known or herein after developed without the previous express consent by the copyright owner, except for reproduction in daily press and regular printed publications on sale to the public within 60 days of the event related to those data/results and always provided that copyright symbol appears together as follows below.

© DORNA WSBK ORGANIZATION Srl 2023