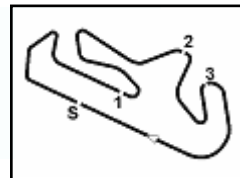


AUTODROMO INTERNACIONAL DO ALGARVE				
TRACK LENGTH:		4,592 km	2,853 mi	
Loop	ID	OC	GPS	
		ms	LAT	LON
Pit In	3	15	37,22660 N	8,62805 W
Pit Out	18	90	37,23555 N	8,63168 W
Speed	20	100	37,23342 N	8,63135 W
FL.1	41	205	37,23568 N	8,62941 W
I1	22	110	37,23140 N	8,62875 W
I1.1	42	210	37,23371 N	8,62728 W
I2	24	120	37,23068 N	8,62450 W
I2.1	43	215	37,22969 N	8,62621 W
I2.2	44	220	37,22807 N	8,62614 W
I3	26	130	37,22865 N	8,62482 W
FL	30	150	37,22980 N	8,62999 W

LLP = Long Lap Penalty
PS = Practice Start board

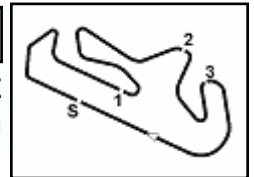


Portimao 4.592 m

Pirelli Portuguese Round, 29 September - 1 October 2023

Biographical Entry List

No.	Rider (Abbreviation)	Age	Date of Birth	Place of Birth	Nat	Bike Team	Wins 2023	Podiums 2023	Pole 2023	Races 2023	Tyres	Class
1	1 BAUTISTA Alvaro (Bau)	38	21/11/1984	Talavera de la Reina	ESP	Ducati Panigale V4R Arubait Racing - Ducati	53 21	83 25	9 3	163 30	Pirelli	
2	5 OETTL Philipp (Det)	27	03/05/1996	Bad Reichenhall	GER	Ducati Panigale V4R Team GoEleven				61 29	Pirelli	IND
3	7 LECUONA Iker (Lec)	23	06/01/2000	Valencia	ESP	Honda CBR1000 RR-R Team HRC		1	1	59 29	Pirelli	
4	9 PETRUCCI Danilo (Pet)	32	24/10/1990	Terni	ITA	Ducati Panigale V4R Barni Spark Racing Team		3 3		30 30	Pirelli	IND
5**	16 RUIU Gabriele (Rui)	23	16/05/2000	Rome	ITA	BMW M1000 RR Bmax Racing				26 11	Pirelli	IND
6	21 RINALDI Michael Ruben (Rin)	27	21/12/1995	Rimini	ITA	Ducati Panigale V4R Arubait Racing - Ducati	5 1	22 8		179 29	Pirelli	
7	22 LOWES Alex (Low)	33	14/09/1990	Lincoln	GBR	Kawasaki ZX-10RR Kawasaki Racing Team WorldSBK	2	34 1	1	281 26	Pirelli	
8	28 RAY Bradley (Ray)	26	16/05/1997	Lydd	GBR	Yamaha YZF R1 Yamaha Motocrossing WorldSBK Team				23 21	Pirelli	IND
9	31 GERLOFF Garrett (Ger)	28	01/08/1995	Spring	USA	BMW M1000 RR Bonovo Action BMW		6	1	122 30	Pirelli	IND
10	32 VINALES Isaac (Vin)	29	06/11/1993	Llansá	ESP	Kawasaki ZX-10RR TPR Team Pedercini Racing				58 24	Pirelli	IND
11	34 BALDASSARRI Lorenzo (Bal)	26	06/11/1996	San Severino Marche	ITA	Yamaha YZF R1 GMT94 Yamaha				30 30	Pirelli	IND
12	35 SYHRIN HaFizh (Sya)	29	05/05/1994	Selangor	MAS	Honda CBR1000 RR-R PETRONAS MIE Racing Honda Team				54 24	Pirelli	IND
13	45 REDDING Scott (Red)	30	04/01/1993	Gloucester	GBR	BMW M1000 RR ROKIT BMW Motorrad WorldSBK Team	12	40	2	127 30	Pirelli	
14	47 BASSANI Axel (Bas)	24	24/07/1999	Feltre	ITA	Ducati Panigale V4R Motocorsa Racing		6 2		103 30	Pirelli	IND
15	51 GRANADO Eric (Gra)	27	10/06/1996	San Paulo	BRA	Honda CBR1000 RR-R PETRONAS MIE Racing Honda Team				22 19	Pirelli	IND
16	52 KONIG Oliver (Kon)	21	18/03/2002	Praha	CZE	Kawasaki ZX-10RR Orelac Racing MOVISIO				60 23	Pirelli	IND
17	53 RABAT Tito (Rab)	34	25/05/1989	Barcelona	ESP	Kawasaki ZX-10RR Kawasaki Puccetti Racing				50 15	Pirelli	IND
18	54 RAZGATLIOGLU Toprak (Raz)	26	16/10/1996	Alanya	TUR	Yamaha YZF R1 Pata Yamaha Prometeon WorldSBK	39 7	110 28	12 4	186 30	Pirelli	
19	55 LOCATELLI Andrea (Loc)	26	16/10/1996	Alzano Lombardo	ITA	Yamaha YZF R1 Pata Yamaha Prometeon WorldSBK				103 30	Pirelli	
20	60 VAN DER MARK Michael (vdM)	30	26/10/1992	Gouda	NED	BMW M1000 RR ROKIT BMW Motorrad WorldSBK Team	5	40	1	236 17	Pirelli	
21	65 REA Jonathan (Rea)	36	02/02/1987	Ballymena	GBR	Kawasaki ZX-10RR Kawasaki Racing Team WorldSBK	119 1	261 16	42 2	407 30	Pirelli	
22	76 BAZ Boris (Baz)	30	01/02/1993	Sallanches	FRA	BMW M1000 RR Bonovo Action BMW	2	20	2	202 28	Pirelli	IND
23	77 AEGERTER Dominique (Aeg)	32	30/09/1990	Röthenbach Im Emmental Be	SUI	Yamaha YZF R1 GYTR GRT Yamaha WorldSBK Team				29 29	Pirelli	IND
24	87 GARDNER Remy (Gar)	25	24/02/1998	Randwick	AUS	Yamaha YZF R1 GYTR GRT Yamaha WorldSBK Team				29 29	Pirelli	IND
25	97 VIERGE Xavi (Vie)	26	30/04/1997	Barcelona	ESP	Honda CBR1000 RR-R Team HRC		1 1		66 30	Pirelli	



Pirelli Portuguese Round, 29 September - 1 October 2023

Results Free Practice 1st Session

No.	Rider	Nat	Team	Bike	Class	Time	Gap	Rel.	Laps	Speed	
										Avg	Max
1	31 G. GERLOFF	USA	Bonovo Action BMW	BMW M1000 RR	IND	1'40.763			17	164,060	316,8
2	1 A. BAUTISTA	ESP	Aruba.it Racing - Ducati	Ducati Panigale V4R		1'41.196	0.433	0.433	19	163,358	307,8
3	65 J. REA	GBR	Kawasaki Racing Team WorldSBK	Kawasaki ZX-10RR		1'41.394	0.631	0.198	19	163,039	314,1
4	54 T. RAZGATLIOGLU	TUR	Pata Yamaha Prometeon WorldSBK	Yamaha YZF R1		1'41.419	0.656	0.025	15	162,999	318,7
5	21 M. RINALDI	ITA	Aruba.it Racing - Ducati	Ducati Panigale V4R		1'41.480	0.717	0.061	19	162,901	311,4
6	9 D. PETRUCCI	ITA	Barni Spark Racing Team	Ducati Panigale V4R	IND	1'41.495	0.732	0.015	17	162,877	314,1
7	7 I. LECUONA	ESP	Team HRC	Honda CBR1000 RR-R		1'41.563	0.800	0.068	17	162,768	313,2
8	45 S. REDDING	GBR	ROKIT BMW Motorrad WorldSBK Team	BMW M1000 RR		1'41.708	0.945	0.145	15	162,536	309,6
9	55 A. LOCATELLI	ITA	Pata Yamaha Prometeon WorldSBK	Yamaha YZF R1		1'41.749	0.986	0.041	18	162,470	307,8
10	5 P. OETTL	GER	Team GoEleven	Ducati Panigale V4R	IND	1'41.784	1.021	0.035	20	162,415	309,6
11	60 M. VAN DER MARK	NED	ROKIT BMW Motorrad WorldSBK Team	BMW M1000 RR		1'41.978	1.215	0.194	16	162,106	314,1
12	97 X. VIERGE	ESP	Team HRC	Honda CBR1000 RR-R		1'42.024	1.261	0.046	19	162,032	312,3
13	87 R. GARDNER	AUS	GYTR GRT Yamaha WorldSBK Team	Yamaha YZF R1	IND	1'42.101	1.338	0.077	17	161,910	311,4
14	22 A. LOWES	GBR	Kawasaki Racing Team WorldSBK	Kawasaki ZX-10RR		1'42.115	1.352	0.014	19	161,888	313,2
15	76 L. BAZ	FRA	Bonovo Action BMW	BMW M1000 RR	IND	1'42.154	1.391	0.039	18	161,826	315,0
16	47 A. BASSANI	ITA	Motocorsa Racing	Ducati Panigale V4R	IND	1'42.154	1.391	0.000	17	161,826	311,4
17	34 L. BALDASSARRI	ITA	GMT94 Yamaha	Yamaha YZF R1	IND	1'42.201	1.438	0.047	18	161,752	308,7
18	77 D. AEGERTER	SUI	GYTR GRT Yamaha WorldSBK Team	Yamaha YZF R1	IND	1'42.369	1.606	0.168	21	161,486	310,5
19	28 B. RAY	GBR	Yamaha Motoxrcing WorldSBK Team	Yamaha YZF R1	IND	1'42.782	2.019	0.413	16	160,838	308,7
20	35 H. SYHRIN	MAS	PETRONAS MIE Racing Honda Team	Honda CBR1000 RR-R	IND	1'43.005	2.242	0.223	16	160,489	303,5
21	16 G. RUIU	ITA	Bmax Racing	BMW M1000 RR	IND	1'43.376	2.613	0.371	14	159,913	306,1
22	32 I. VINALES	ESP	TPR Team Pedercini Racing	Kawasaki ZX-10RR	IND	1'43.582	2.819	0.206	15	159,595	300,2
23	53 T. RABAT	ESP	Kawasaki Puccetti Racing	Kawasaki ZX-10RR	IND	1'43.741	2.978	0.159	20	159,351	302,7
24	51 E. GRANADO	BRA	PETRONAS MIE Racing Honda Team	Honda CBR1000 RR-R	IND	1'43.803	3.040	0.062	18	159,256	303,5
----- Out 105% in this Session -----											
25	52 O. KONIG	CZE	Orelac Racing MOVISIO	Kawasaki ZX-10RR	IND	1'46.446	5.683	2.643	4	155,301	284,4

Qualifying Lap Time (105% of 1'40.763): 1'45.802

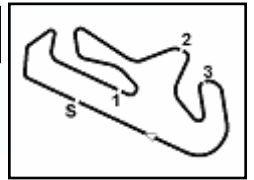
AIR	Humidity:	34%	Temp:	31°C
TRACK	Condition:	Dry	Temp:	32°C

Records	Pole	(SP)	2022	J.Rea	1'39.610	165,960	Km/h
	Race	(SPRC)	2022	J.Rea	1'40.135	165,090	Km/h
	All Times	(SP)	2022	J.Rea	1'39.610	165,960	Km/h

Start End The results are provisional until the end of the time limit for protests and appeals
29/09/2023 10:30 11:18 and the completion of the technical checks.

These data/results cannot be reproduced, stored and/or transmitted in whole or in part by any manner of electronic, mechanical, photocopying, recording, broadcasting or otherwise now known or herein after developed without the previous express consent by the copyright owner, except for reproduction in daily press and regular printed publications on sale to the public within 60 days of the event related to those data/results and always provided that copyright symbol appears together as follows below.

© DORNA WSBK ORGANIZATION Srl 2023



Pirelli Portuguese Round, 29 September - 1 October 2023

Results Free Practice 1st Session

Session Highlights

Local Time	No. Rider	Description
10.30.00		Start
10.30.02		WorldSBK Pit Intervention Time: 1min 35secs
10.37.02	55 A. LOCATELLI	Lap Cancelled [1'45.007] - Exceeded Track Limits - Turn 4
10.49.04	87 R. GARDNER	Stop - Technical Problem
11.17.27	16 G. RUIU	Lap Cancelled [1'44.072] - Exceeded Track Limits - Turn 4
11.18.06		End Of Session

Fastest Laps Sequence

No.	Rider	Nat	Team	Bike	Local Time	Time	Gap	Avg
16	G. RUIU	ITA	Bmax Racing	BMW M1000 RR	10:33'39.120	1'46.566		155,126
31	G. GERLOFF	USA	Bonovo Action BMW	BMW M1000 RR	10:33'44.645	1'44.764	-1.802	157,795
5	P. OETTL	GER	Team GoEleven	Ducati Panigale V4R	10:34'00.874	1'43.482	-1.282	159,750
1	A. BAUTISTA	ESP	Aruba.it Racing - Ducati	Ducati Panigale V4R	10:34'08.663	1'43.287	-0.195	160,051
65	J. REA	GBR	Kawasaki Racing Team WorldSBK	Kawasaki ZX-10RR	10:34'16.890	1'42.131	-1.156	161,863
54	T. RAZGATLIOGLU	TUR	Pata Yamaha Prometeon WorldSBK	Yamaha YZF R1	10:34'17.028	1'41.997	-0.134	162,075
54	T. RAZGATLIOGLU	TUR	Pata Yamaha Prometeon WorldSBK	Yamaha YZF R1	10:35'58.837	1'41.809	-0.188	162,375
1	A. BAUTISTA	ESP	Aruba.it Racing - Ducati	Ducati Panigale V4R	10:37'32.832	1'41.750	-0.059	162,469
54	T. RAZGATLIOGLU	TUR	Pata Yamaha Prometeon WorldSBK	Yamaha YZF R1	10:37'40.333	1'41.496	-0.254	162,875
1	A. BAUTISTA	ESP	Aruba.it Racing - Ducati	Ducati Panigale V4R	10:44'19.935	1'41.421	-0.075	162,996
1	A. BAUTISTA	ESP	Aruba.it Racing - Ducati	Ducati Panigale V4R	10:46'01.259	1'41.324	-0.097	163,152
1	A. BAUTISTA	ESP	Aruba.it Racing - Ducati	Ducati Panigale V4R	11:04'03.772	1'41.196	-0.128	163,358
31	G. GERLOFF	USA	Bonovo Action BMW	BMW M1000 RR	11:14'25.729	1'40.841	-0.355	163,933
31	G. GERLOFF	USA	Bonovo Action BMW	BMW M1000 RR	11:16'06.492	1'40.763	-0.078	164,060

Start 10:30 End 11:18 The results are provisional until the end of the time limit for protests and appeals and the completion of the technical checks.

These data/results cannot be reproduced, stored and/or transmitted in whole or in part by any manner of electronic, mechanical, photocopying, recording, broadcasting or otherwise now known or herein after developed without the previous express consent by the copyright owner, except for reproduction in daily press and regular printed publications on sale to the public within 60 days of the event related to those data/results and always provided that copyright symbol appears together as follows below.

© DORNA WSBK ORGANIZATION Srl 2023

Pirelli Portuguese Round, 29 September - 1 October 2023

Best Sectors & Speed Free Practice 1st Session

BEST LAP		
1	31 G. GERLOFF	BMW M1000 RR 1'40.763
2	1 A. BAUTISTA	Ducati Panigale V4R 1'41.196
3	65 J. REA	Kawasaki ZX-10RR 1'41.394
4	54 T. RAZGATLIOGLU	Yamaha YZF R1 1'41.419
5	21 M. RINALDI	Ducati Panigale V4R 1'41.480
6	9 D. PETRUCCI	Ducati Panigale V4R 1'41.495
7	7 I. LECUONA	Honda CBR1000 RR-R 1'41.563
8	45 S. REDDING	BMW M1000 RR 1'41.708
9	55 A. LOCATELLI	Yamaha YZF R1 1'41.749
10	5 P. DETTL	Ducati Panigale V4R 1'41.784
11	60 M. VAN DER MARK	BMW M1000 RR 1'41.978
12	97 X. VIERGE	Honda CBR1000 RR-R 1'42.024
13	87 R. GARDNER	Yamaha YZF R1 1'42.101
14	22 A. LOWES	Kawasaki ZX-10RR 1'42.115
15	47 A. BASSANI	Ducati Panigale V4R 1'42.154
16	76 L. BAZ	BMW M1000 RR 1'42.154
17	34 L. BALDASSARRI	Yamaha YZF R1 1'42.201
18	77 D. AEGERTER	Yamaha YZF R1 1'42.369
19	28 B. RAY	Yamaha YZF R1 1'42.782
20	35 H. SYHRIN	Honda CBR1000 RR-R 1'43.005
21	16 G. RUIJU	BMW M1000 RR 1'43.376
22	32 I. VINALES	Kawasaki ZX-10RR 1'43.582
23	53 T. RABAT	Kawasaki ZX-10RR 1'43.741
24	51 E. GRANADO	Honda CBR1000 RR-R 1'43.803
25	52 D. KONIG	Kawasaki ZX-10RR 1'46.446

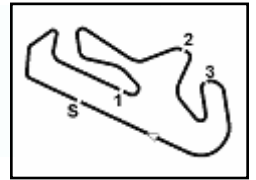
SPEED		
1	54 T. RAZGATLIOGLU	Yamaha YZF R1 318,7
2	31 G. GERLOFF	BMW M1000 RR 316,8
3	76 L. BAZ	BMW M1000 RR 315,0
4	9 D. PETRUCCI	Ducati Panigale V4R 314,1
5	60 M. VAN DER MARK	BMW M1000 RR 314,1
6	65 J. REA	Kawasaki ZX-10RR 314,1
7	22 A. LOWES	Kawasaki ZX-10RR 313,2
8	7 I. LECUONA	Honda CBR1000 RR-R 313,2
9	97 X. VIERGE	Honda CBR1000 RR-R 312,3
10	87 R. GARDNER	Yamaha YZF R1 311,4
11	21 M. RINALDI	Ducati Panigale V4R 311,4
12	47 A. BASSANI	Ducati Panigale V4R 311,4
13	77 D. AEGERTER	Yamaha YZF R1 310,5
14	45 S. REDDING	BMW M1000 RR 309,6
15	5 P. DETTL	Ducati Panigale V4R 309,6
16	34 L. BALDASSARRI	Yamaha YZF R1 308,7
17	28 B. RAY	Yamaha YZF R1 308,7
18	1 A. BAUTISTA	Ducati Panigale V4R 307,8
19	55 A. LOCATELLI	Yamaha YZF R1 307,8
20	16 G. RUIJU	BMW M1000 RR 306,1
21	51 E. GRANADO	Honda CBR1000 RR-R 303,5
22	35 H. SYHRIN	Honda CBR1000 RR-R 303,5
23	53 T. RABAT	Kawasaki ZX-10RR 302,7
24	32 I. VINALES	Kawasaki ZX-10RR 300,2
25	52 D. KONIG	Kawasaki ZX-10RR 284,4

SEG. 1			SEG. 2			SEG. 3			SEG. 4		
1	31 G. GERLOFF	31.711	1	54 T. RAZGATLIOGLU	30.026	1	31 G. GERLOFF	21.167	1	97 X. VIERGE	17.695
2	1 A. BAUTISTA	31.767	2	31 G. GERLOFF	30.064	2	65 J. REA	21.207	2	1 A. BAUTISTA	17.698
3	54 T. RAZGATLIOGLU	31.799	3	65 J. REA	30.093	3	54 T. RAZGATLIOGLU	21.218	3	31 G. GERLOFF	17.719
4	21 M. RINALDI	31.960	4	21 M. RINALDI	30.144	4	1 A. BAUTISTA	21.312	4	87 R. GARDNER	17.733
5	65 J. REA	31.963	5	9 D. PETRUCCI	30.180	5	21 M. RINALDI	21.313	5	65 J. REA	17.769
6	45 S. REDDING	31.995	6	1 A. BAUTISTA	30.186	6	7 I. LECUONA	21.326	6	9 D. PETRUCCI	17.775
7	5 P. DETTL	31.996	7	55 A. LOCATELLI	30.229	7	22 A. LOWES	21.350	7	60 M. VAN DER MARK	17.776
8	55 A. LOCATELLI	32.004	8	5 P. DETTL	30.230	8	60 M. VAN DER MARK	21.383	8	45 S. REDDING	17.779
9	9 D. PETRUCCI	32.021	9	45 S. REDDING	30.306	9	45 S. REDDING	21.399	9	7 I. LECUONA	17.784
10	60 M. VAN DER MARK	32.055	10	7 I. LECUONA	30.386	10	55 A. LOCATELLI	21.441	10	34 L. BALDASSARRI	17.787
11	7 I. LECUONA	32.064	11	87 R. GARDNER	30.386	11	9 D. PETRUCCI	21.463	11	21 M. RINALDI	17.822
12	87 R. GARDNER	32.082	12	97 X. VIERGE	30.396	12	47 A. BASSANI	21.463	12	54 T. RAZGATLIOGLU	17.825
13	22 A. LOWES	32.101	13	34 L. BALDASSARRI	30.398	13	97 X. VIERGE	21.491	13	5 P. DETTL	17.837
14	76 L. BAZ	32.105	14	60 M. VAN DER MARK	30.436	14	87 R. GARDNER	21.507	14	77 D. AEGERTER	17.867
15	97 X. VIERGE	32.118	15	28 B. RAY	30.492	15	76 L. BAZ	21.526	15	55 A. LOCATELLI	17.882
16	47 A. BASSANI	32.233	16	22 A. LOWES	30.494	16	34 L. BALDASSARRI	21.550	16	22 A. LOWES	17.889
17	77 D. AEGERTER	32.262	17	76 L. BAZ	30.525	17	5 P. DETTL	21.560	17	47 A. BASSANI	17.898
18	34 L. BALDASSARRI	32.262	18	77 D. AEGERTER	30.531	18	28 B. RAY	21.568	18	76 L. BAZ	17.934
19	28 B. RAY	32.429	19	47 A. BASSANI	30.541	19	77 D. AEGERTER	21.579	19	32 I. VINALES	17.949
20	35 H. SYHRIN	32.583	20	16 G. RUIJU	30.713	20	32 I. VINALES	21.582	20	35 H. SYHRIN	18.010
21	16 G. RUIJU	32.634	21	35 H. SYHRIN	30.739	21	35 H. SYHRIN	21.624	21	16 G. RUIJU	18.027
22	51 E. GRANADO	32.707	22	53 T. RABAT	30.859	22	53 T. RABAT	21.641	22	28 B. RAY	18.042
23	32 I. VINALES	32.712	23	51 E. GRANADO	30.884	23	51 E. GRANADO	21.760	23	53 T. RABAT	18.232
24	53 T. RABAT	32.840	24	32 I. VINALES	30.984	24	16 G. RUIJU	21.788	24	51 E. GRANADO	18.307
25	52 D. KONIG	33.469	25	52 D. KONIG	31.831	25	52 D. KONIG	22.182	25	52 D. KONIG	18.435

29/09/2023

These data/results cannot be reproduced, stored and/or transmitted in whole or in part by any manner of electronic, mechanical, photocopying, recording, broadcasting or otherwise now known or herein after developed without the previous express consent by the copyright owner, except for reproduction in daily press and regular printed publications on sale to the public within 60 days of the event related to those data/results and always provided that copyright symbol appears together as follows below.

© DORNA WSBK ORGANIZATION Srl 2023



Portimao 4.592 m

Pirelli Portuguese Round, 29 September - 1 October 2023
Ideal Times Free Practice 1st Session

No. Rider	Nat	Bike	Seg. 1 Diff. 1	Seg. 2 Diff. 2	Seg. 3 Diff. 3	Seg. 4 Diff. 4	Ideal Time Best Lap	Pos.	Diff.
1 31 G. GERLOFF	USA	BMW M1000 RR	31.711	30.064 +0.042	21.167 +0.052	17.719 +0.008	1'40.661 1'40.763	1	0.102
2 54 T. RAZGATLIOGLU	TUR	Yamaha YZF R1	31.799 +0.126	30.026 +0.177	21.218	17.825 +0.248	1'40.868 1'41.419	4	0.551
3 1 A. BAUTISTA	ESP	Ducati Panigale V4R	31.767 +0.137	30.186	21.312 +0.096	17.698	1'40.963 1'41.196	2	0.233
4 65 J. REA	GBR	Kawasaki ZX-10RR	31.963 +0.031	30.093	21.207 +0.230	17.769 +0.101	1'41.032 1'41.394	3	0.362
5 21 M. RINALDI	ITA	Ducati Panigale V4R	31.960 +0.025	30.144 +0.216	21.313	17.822	1'41.239 1'41.480	5	0.241
6 9 D. PETRUCCI	ITA	Ducati Panigale V4R	32.021	30.180	21.463	17.775 +0.056	1'41.439 1'41.495	6	0.056
7 45 S. REDDING	GBR	BMW M1000 RR	31.995 +0.067	30.306	21.399	17.779 +0.162	1'41.479 1'41.708	8	0.229
8 55 A. LOCATELLI	ITA	Yamaha YZF R1	32.004 +0.045	30.229 +0.090	21.441 +0.024	17.882 +0.034	1'41.556 1'41.749	9	0.193
9 7 I. LECUONA	ESP	Honda CBR1000 RR-R	32.064	30.386	21.326	17.784 +0.003	1'41.560 1'41.563	7	0.003
10 5 P. OETTL	GER	Ducati Panigale V4R	31.996 +0.025	30.230 +0.134	21.560 +0.002	17.837	1'41.623 1'41.784	10	0.161
11 60 M. VAN DER MARK	NED	BMW M1000 RR	32.055 +0.169	30.436 +0.005	21.383 +0.062	17.776 +0.092	1'41.650 1'41.978	11	0.328
12 97 X. VIERGE	ESP	Honda CBR1000 RR-R	32.118 +0.157	30.396 +0.058	21.491 +0.109	17.695	1'41.700 1'42.024	12	0.324
13 87 R. GARDNER	AUS	Yamaha YZF R1	32.082 +0.199	30.386 +0.083	21.507 +0.111	17.733	1'41.708 1'42.101	13	0.393
14 22 A. LOWES	GBR	Kawasaki ZX-10RR	32.101 +0.065	30.494 +0.090	21.350	17.889 +0.126	1'41.834 1'42.115	14	0.281
15 34 L. BALDASSARRI	ITA	Yamaha YZF R1	32.262 +0.050	30.398	21.550 +0.115	17.787 +0.039	1'41.997 1'42.201	17	0.204
16 76 L. BAZ	FRA	BMW M1000 RR	32.105	30.525 +0.012	21.526 +0.052	17.934	1'42.090 1'42.154	16	0.064
17 47 A. BASSANI	ITA	Ducati Panigale V4R	32.233	30.541	21.463 +0.002	17.898 +0.017	1'42.135 1'42.154	15	0.019
18 77 D. AEGERTER	SUI	Yamaha YZF R1	32.262 +0.038	30.531	21.579 +0.074	17.867 +0.018	1'42.239 1'42.369	18	0.130
19 28 B. RAY	GBR	Yamaha YZF R1	32.429	30.492 +0.153	21.568 +0.048	18.042 +0.050	1'42.531 1'42.782	19	0.251
20 35 H. SYHRIN	MAS	Honda CBR1000 RR-R	32.583	30.739 +0.016	21.624	18.010 +0.033	1'42.956 1'43.005	20	0.049
21 16 G. RUIJ	ITA	BMW M1000 RR	32.634 +0.052	30.713	21.788 +0.101	18.027 +0.061	1'43.162 1'43.376	21	0.214
22 32 I. VINALES	ESP	Kawasaki ZX-10RR	32.712 +0.091	30.984	21.582 +0.175	17.949 +0.089	1'43.227 1'43.582	22	0.355
23 53 T. RABAT	ESP	Kawasaki ZX-10RR	32.840 +0.147	30.859	21.641 +0.019	18.232 +0.003	1'43.572 1'43.741	23	0.169
24 51 E. GRANADO	BRA	Honda CBR1000 RR-R	32.707 +0.058	30.884 +0.047	21.760 +0.005	18.307 +0.035	1'43.658 1'43.803	24	0.145
25 52 O. KONIG	CZE	Kawasaki ZX-10RR	33.469 +0.298	31.831	22.182 +0.150	18.435 +0.081	1'45.917 1'46.446	25	0.529
Overall Ideal Time			31.711	30.026	21.167	17.695	1'40.599		

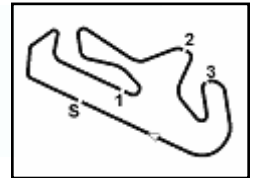
29/09/2023

These data/results cannot be reproduced, stored and/or transmitted in whole or in part by any manner of electronic, mechanical, photocopying, recording, broadcasting or otherwise now known or herein after developed without the previous express consent by the copyright owner, except for reproduction in daily press and regular printed publications on sale to the public within 60 days of the event related to those data/results and always provided that copyright symbol appears together as follows below.

© DORNA WSBK ORGANIZATION Srl 2023

FICR PERUGIA TIMING





Portimao 4.592 m

Pirelli Portuguese Round, 29 September - 1 October 2023
Chronological Analysis Free Practice 1st Session

1 / 5

1° 31 G. GERLOFF [1'40.763]							
Lap	Seg1	Seg2	Seg3	Seg4	Lap Time	km/h	Local Time
1		32.218	22.437	18.184			10:31'59.881
2	33.411	31.441	21.930	17.982	1'44.764	294,5	10:33'44.645
3	32.414	30.673	21.498	17.948	1'42.533	308,7	10:35'27.178
4	35.944	31.178	21.673	18.041	1'46.836	309,6	10:37'14.014
5	32.637	30.532	21.608	17.855	1'42.632	310,5	10:38'56.646
6	32.347	30.339	22.055	17.934	1'42.675	307,0	10:40'39.321
7	32.439	30.599	21.612	17.878	1'42.528	303,5	10:42'21.849
8	32.402	30.389	21.553	17.854	1'42.198	307,0	10:44'04.047
9	32.361	30.397	21.564	17.879	1'42.201	307,0	10:45'46.248
10	35.667	31.595	22.095	39.474	2'08.831P	308,7	10:47'55.079
11	11'34.537	30.675	21.702	17.865	12'44.779P		11:00'39.858
12	32.285	30.451	21.438	17.869	1'42.043	315,0	11:02'21.901
13	32.000	30.064	24.677	17.856	1'44.597	311,4	11:04'06.498
14	31.933	30.284	21.381	17.854	1'41.452	309,6	11:05'47.950
15	32.500	30.781	21.687	39.083	2'04.051P	313,2	11:07'52.001
16	3'42.417	31.105	21.646	17.719	4'52.887P		11:12'44.888
17	31.747	30.200	21.167	17.727	1'40.841	316,8	11:14'25.729
18	31.711	30.106	21.219	17.727	1'40.763	314,1	11:16'06.492

18	31.994	30.093	21.437	17.870	1'41.394	312,3	11:12'02.195
19	31.973	30.220	21.343	17.883	1'41.419	314,1	11:13'43.614
20	32.020	30.213	21.288	17.934	1'41.455	311,4	11:15'25.069

4° 54 T. RAZGATLIOGLU [1'41.419]							
Lap	Seg1	Seg2	Seg3	Seg4	Lap Time	km/h	Local Time
1		31.683	21.974	18.238			10:32'35.031
2	32.303	30.453	21.416	17.825	1'41.997	307,0	10:34'17.028
3	32.004	30.420	21.452	17.933	1'41.809	318,7	10:35'58.837
4	31.799	30.369	21.369	17.959	1'41.496	315,0	10:37'40.333
5	32.313	30.324	21.375	17.897	1'41.909	314,1	10:39'22.242
6	31.935	30.325	21.352	17.956	1'41.568	311,4	10:41'03.810
7	31.997	30.177	21.439	18.014	1'41.627	311,4	10:42'45.437
8	31.983	30.121	21.381	17.986	1'41.471	314,1	10:44'26.908
9	33.156	30.850	22.813	40.619	2'07.438P	312,3	10:46'34.346
10	13'18.709	31.120	21.841	18.254	14'29.924P		11:01'04.270
11	32.021	30.026	21.340	18.062	1'41.449	310,5	11:02'45.719
12	31.925	30.203	21.218	18.073	1'41.419	311,4	11:04'27.138
13	32.073	30.341	21.312	18.074	1'41.800	310,5	11:06'08.938
14	32.968	31.728	22.154	18.175	1'45.025	314,1	11:07'53.963
15	33.659	31.091	23.391	39.414	2'07.555P	307,8	11:10'01.518
16	4'34.149	30.672	21.374	17.994	5'44.189P		11:15'45.707

2° 1 A. BAUTISTA [1'41.196]							
Lap	Seg1	Seg2	Seg3	Seg4	Lap Time	km/h	Local Time
1		32.403	22.524	18.107			10:32'25.376
2	32.889	31.027	21.631	17.740	1'43.287	288,2	10:34'08.663
3	32.391	30.796	21.488	17.744	1'42.419	292,1	10:35'51.082
4	32.160	30.401	21.415	17.774	1'41.750	296,1	10:37'32.832
5	32.024	30.239	21.533	17.722	1'41.518	299,3	10:39'14.350
6	32.363	30.959	21.370	17.827	1'42.519	301,8	10:40'56.869
7	31.892	30.658	21.348	17.747	1'41.645	306,1	10:42'38.514
8	31.988	30.291	21.392	17.750	1'41.421	302,7	10:44'19.935
9	31.859	30.409	21.312	17.744	1'41.324	305,2	10:46'01.259
10	32.699	31.842	22.090	39.038	2'05.669P	307,8	10:48'06.928
11	11'23.815	30.946	21.478	17.879	12'34.118P		11:00'41.046
12	31.959	30.312	21.432	17.827	1'41.530	303,5	11:02'22.576
13	31.904	30.186	21.408	17.698	1'41.196	299,3	11:04'03.772
14	31.767	30.566	21.384	17.757	1'41.474	307,8	11:05'45.246
15	32.069	30.400	21.475	17.760	1'41.704	301,0	11:07'26.950
16	32.066	30.275	21.403	17.761	1'41.505	303,5	11:09'08.455
17	31.940	30.373	21.407	17.808	1'41.528	302,7	11:10'49.983
18	31.922	30.620	21.514	17.854	1'41.910	304,4	11:12'31.893
19	49.090	31.072	21.510	17.744	1'59.416	292,1	11:14'31.309
20	31.990	30.451	21.636	17.704	1'41.781	304,4	11:16'13.090

5° 21 M. RINALDI [1'41.480]							
Lap	Seg1	Seg2	Seg3	Seg4	Lap Time	km/h	Local Time
1		32.008	21.991	18.138			10:33'12.889
2	33.026	31.065	21.557	18.072	1'43.720	295,3	10:34'56.609
3	32.691	30.580	21.515	18.052	1'42.838	300,2	10:36'39.447
4	32.342	30.411	21.606	17.891	1'42.250	301,0	10:38'21.697
5	32.342	30.248	21.506	17.872	1'41.968	307,0	10:40'03.665
6	32.159	30.394	21.400	17.848	1'41.801	307,8	10:41'45.466
7	31.960	38.576	22.122	18.325	1'50.983	310,5	10:43'36.449
8	32.147	30.144	21.420	17.857	1'41.568	309,6	10:45'18.017
9	31.985	30.360	21.313	17.822	1'41.480	307,8	10:46'59.497
10	35.336	34.750	23.834	40.964	2'14.884P	308,7	10:49'14.381
11	10'06.876	31.567	21.811	18.542	11'18.796P		11:00'33.177
12	32.372	30.531	21.630	18.222	1'42.755	311,4	11:02'15.932
13	32.261	30.415	21.596	18.091	1'42.363	310,5	11:03'58.295
14	31.975	41.337	22.340	18.267	1'53.919	308,7	11:05'52.214
15	32.183	30.354	21.516	18.042	1'42.095	311,4	11:07'34.309
16	32.300	30.408	21.493	18.063	1'42.264	305,2	11:09'16.573
17	32.273	41.829	22.480	18.391	1'54.973	307,0	11:11'11.546
18	32.154	30.444	21.536	17.978	1'42.112	311,4	11:12'53.658
19	32.297	30.444	21.520	17.957	1'42.218	307,8	11:14'35.876
20	32.097	30.369	22.230	18.196	1'42.892	307,8	11:16'18.768

3° 65 J. REA [1'41.394]							
Lap	Seg1	Seg2	Seg3	Seg4	Lap Time	km/h	Local Time
1		31.832	22.026	18.132			10:32'34.759
2	32.168	30.751	21.367	17.845	1'42.131	304,4	10:34'16.890
3	32.316	30.607	21.255	17.856	1'42.034	307,8	10:35'58.924
4	32.106	30.372	21.386	17.887	1'41.751	298,5	10:37'40.675
5	32.162	30.311	21.593	17.769	1'41.835	299,3	10:39'22.510
6	32.139	30.503	25.100	18.519	1'46.261	294,5	10:41'08.771
7	32.266	30.323	21.264	17.884	1'41.737	308,7	10:42'50.508
8	36.459	32.282	22.371	39.196	2'10.308P	312,3	10:45'00.816
9	10'31.009	31.100	21.790	18.191	11'42.090P		10:56'42.906
10	32.185	30.179	21.379	17.862	1'41.605	307,8	10:58'24.511
11	31.977	30.184	21.319	17.931	1'41.411	310,5	11:00'05.922
12	32.061	30.199	21.207	18.063	1'41.530	311,4	11:01'47.452
13	32.114	30.282	21.444	17.907	1'41.747	304,4	11:03'29.199
14	32.068	30.248	21.362	17.920	1'41.598	310,5	11:05'10.797
15	32.001	30.496	21.309	17.963	1'41.769	312,3	11:06'52.566
16	31.963	35.019	21.554	18.105	1'46.641	310,5	11:08'39.207
17	32.062	30.204	21.355	17.973	1'41.594	310,5	11:10'20.801

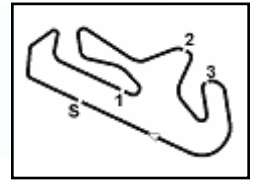
6° 9 D. PETRUCCI [1'41.495]							
Lap	Seg1	Seg2	Seg3	Seg4	Lap Time	km/h	Local Time
1		32.210	22.200	18.336			10:32'12.414
2	33.934	31.217	22.112	18.224	1'45.487	284,4	10:33'57.901
3	32.844	30.702	21.596	17.985	1'43.127	299,3	10:35'41.028
4	32.145	31.049	21.653	17.950	1'42.797	308,7	10:37'23.825
5	32.369	30.548	21.530	17.884	1'42.331	309,6	10:39'06.156
6	32.161	30.284	21.546	17.775	1'41.766	306,1	10:40'47.922
7	35.226	30.705	23.128	23.627	1'52.686	294,5	10:42'40.608
8	32.021	30.180	21.463	17.831	1'41.495	308,7	10:44'22.103
9	36.491	36.897	23.731	40.298	2'17.417P	300,2	10:46'39.520
10	13'22.984	31.113	21.870	18.058	14'34.025P		11:01'13.545
11	32.063	30.541	23.267	19.721	1'45.592	308,7	11:02'59.137
12	32.503	30.422	21.586	17.917	1'42.428	314,1	11:04'41.565
13	32.073	32.692	25.905	19.198	1'49.868	308,7	11:06'31.433
14	32.228	30.433	21.589	18.056	1'42.306	305,2	11:08'13.739
15	32.788	31.059	21.977	18.055	1'43.879	305,2	11:09'57.618

29/09/2023

P = Pits In/Out - C = Lap Time Cancelled

These data/results cannot be reproduced, stored and/or transmitted in whole or in part by any manner of electronic, mechanical, photocopying, recording, broadcasting or otherwise now known or herein after developed without the previous express consent by the copyright owner, except for reproduction in daily press and regular printed publications on sale to the public within 60 days of the event related to those data/results and always provided that copyright symbol appears together as follows below.

© DORNA WSBK ORGANIZATION Srl 2023



Portimao 4.592 m

Pirelli Portuguese Round, 29 September - 1 October 2023
Chronological Analysis Free Practice 1st Session

2 / 5

16	32.146	30.475	21.501	17.960	1'42.082	305,2	11:11'39.700	18	32.199	30.229	21.563	18.019	1'42.010	301,8	11:14'15.530
17	32.213	30.324	21.630	17.937	1'42.104	310,5	11:13'21.804	19	32.749	30.653	21.833	18.663	1'43.898	307,8	11:15'59.428
18	36.700	33.934	22.818	19.417	1'52.869	312,3	11:15'14.673								

7° 71. LECUONA [1'41.563]							
Lap	Seg.1	Seg.2	Seg.3	Seg.4	Lap Time	km/h	Local Time
1		32.278	22.431	18.281			10:32'12.839
2	33.815	31.360	22.018	17.987	1'45.180	270,9	10:33'58.019
3	33.011	30.711	21.748	17.880	1'43.350	282,9	10:35'41.369
4	32.577	31.163	21.646	17.942	1'43.328	280,7	10:37'24.697
5	32.400	30.792	21.722	17.891	1'42.805	298,5	10:39'07.502
6	32.187	38.648	21.571	17.866	1'50.272	304,4	10:40'57.774
7	32.447	30.611	21.386	17.827	1'42.271	306,1	10:42'40.045
8	35.174	30.944	22.277	37.997	2'06.392P	307,8	10:44'46.437
9	9'06.775	31.252	21.722	18.017	10'17.766P		10:55'04.203
10	32.334	30.595	21.421	17.784	1'42.134	310,5	10:56'46.337
11	32.247	30.621	21.561	17.954	1'42.383	308,7	10:58'28.720
12	32.128	30.420	21.424	17.845	1'41.817	307,8	11:00'10.537
13	35.963	31.277	22.638	38.913	2'08.791P	313,2	11:02'19.328
14	6'09.493	31.316	21.827	17.998	7'20.634P		11:09'39.962
15	32.146	30.441	21.331	17.828	1'41.746	308,7	11:11'21.708
16	32.064	30.386	21.326	17.787	1'41.563	312,3	11:13'03.271
17	32.139	30.737	35.560	18.120	1'56.556	309,6	11:14'59.827
18	32.148	30.479	21.536	17.860	1'42.023	309,6	11:16'41.850

8° 45 S. REDDING [1'41.708]							
Lap	Seg.1	Seg.2	Seg.3	Seg.4	Lap Time	km/h	Local Time
1		32.898	22.538	18.019			10:32'25.535
2	33.065	30.850	21.745	17.779	1'43.439	282,2	10:34'08.974
3	32.608	30.473	21.576	17.815	1'42.472	285,2	10:35'51.446
4	32.177	30.619	21.441	17.940	1'42.177	294,5	10:37'33.623
5	35.403	32.131	23.992	17.849	1'49.375	297,7	10:39'22.998
6	32.243	30.582	23.004	20.198	1'46.027	296,1	10:41'09.025
7	32.273	30.415	21.441	17.954	1'42.083	296,1	10:42'51.108
8	32.097	38.123	23.333	38.773	2'12.326P	301,8	10:45'03.434
9	14'27.423	31.074	21.579	18.102	15'38.178P		11:00'41.612
10	32.249	30.659	21.556	18.039	1'42.503	307,0	11:02'24.115
11	32.388	31.559	22.916	38.742	2'05.605P	309,6	11:04'29.720
12	4'02.473	31.122	22.107	18.114	5'13.816P		11:09'43.536
13	32.103	30.437	21.550	17.904	1'41.994	306,1	11:11'25.530
14	32.062	30.306	21.399	17.941	1'41.708	308,7	11:13'07.238
15	31.995	36.736	21.893	18.120	1'48.744	306,1	11:14'55.982
16	32.332	30.553	21.551	18.045	1'42.481	299,3	11:16'38.463

9° 55 A. LOCATELLI [1'41.749]							
Lap	Seg.1	Seg.2	Seg.3	Seg.4	Lap Time	km/h	Local Time
1		33.729	23.760	18.131			10:32'35.315
2	32.831	30.837	21.590	18.017	1'43.275	295,3	10:34'18.590
3	34.269	30.901	21.887	17.950	1'45.007C	299,3	10:36'03.597
4	32.322	30.691	21.496	18.124	1'42.633	307,0	10:37'46.230
5	32.435	30.478	21.441	17.882	1'42.236	301,8	10:39'28.466
6	32.268	30.534	21.561	17.955	1'42.318	301,0	10:41'10.784
7	32.004	30.631	21.666	17.894	1'42.195	302,7	10:42'52.979
8	32.049	30.432	21.483	17.967	1'41.931	306,1	10:44'34.910
9	32.176	30.607	21.551	18.032	1'42.366	302,7	10:46'17.276
10	34.432	32.096	22.378	38.017	2'06.923P	302,7	10:48'24.199
11	8'17.306	30.917	21.586	18.020	9'27.829P		10:57'52.028
12	32.386	30.297	21.497	18.316	1'42.496	301,0	10:59'34.524
13	32.025	30.429	21.514	17.910	1'41.878	307,8	11:01'16.402
14	32.049	30.319	21.465	17.916	1'41.749	307,0	11:02'58.151
15	32.136	30.547	22.607	18.597	1'43.887	299,3	11:04'42.038
16	32.377	31.048	21.999	37.994	2'03.418P	296,1	11:06'45.456
17	4'37.867	30.549	21.497	18.151	5'48.064P		11:12'33.520

10° 5 P. OETTL [1'41.784]							
Lap	Seg.1	Seg.2	Seg.3	Seg.4	Lap Time	km/h	Local Time
1		32.195	22.254	18.057			10:32'17.392
2	32.871	31.017	21.665	17.929	1'43.482	285,2	10:34'00.874
3	32.669	30.567	21.677	17.901	1'42.814	283,7	10:35'43.688
4	32.788	30.322	21.571	18.063	1'42.744	289,7	10:37'26.432
5	32.021	30.364	21.562	17.837	1'41.784	300,2	10:39'08.216
6	32.080	30.344	21.678	17.848	1'41.950	301,0	10:40'50.166
7	32.293	30.363	21.560	17.891	1'42.107	304,4	10:42'32.273
8	32.242	30.306	23.152	17.921	1'43.621	302,7	10:44'15.894
9	31.998	30.376	21.634	17.918	1'41.926	309,6	10:45'57.820
10	32.182	30.347	21.647	17.861	1'42.037	298,5	10:47'39.857
11	31.996	30.529	21.614	17.888	1'42.027	307,8	10:49'21.884
12	32.278	30.464	21.641	17.882	1'42.265	307,0	10:51'04.149
13	32.309	30.230	21.848	18.025	1'42.412	304,4	10:52'46.561
14	40.324	31.733	23.422	38.534	2'14.013P	281,5	10:55'00.574
15	9'17.687	34.570	21.781	18.001	10'32.039P		11:05'32.613
16	32.314	30.297	21.871	17.973	1'42.455	309,6	11:07'15.068
17	32.367	30.285	21.676	18.196	1'42.524	301,8	11:08'57.592
18	32.291	30.289	21.594	17.977	1'42.151	307,8	11:10'39.743
19	36.555	30.614	21.708	18.188	1'47.065	306,1	11:12'26.808
20	32.203	30.359	21.654	18.180	1'42.396	305,2	11:14'09.204
21	41.928	31.644	26.894	18.310	1'58.776	307,8	11:16'07.980

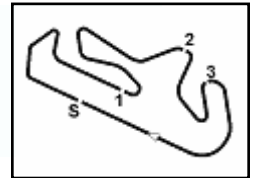
11° 60 M. VAN DER MARK [1'41.978]							
Lap	Seg.1	Seg.2	Seg.3	Seg.4	Lap Time	km/h	Local Time
1		34.066	22.869	39.590			10:32'31.697
2	4'26.487	31.767	21.624	18.013	5'37.891P		10:38'09.588
3	32.650	30.725	21.420	17.856	1'42.651	301,8	10:39'52.239
4	32.348	30.598	21.508	17.877	1'42.331	304,4	10:41'34.570
5	32.242	30.638	21.433	17.862	1'42.175	308,7	10:43'16.745
6	32.273	30.588	21.413	17.776	1'42.050	308,7	10:44'58.795
7	37.547	31.206	22.692	18.101	1'49.546	313,2	10:46'48.341
8	32.362	31.027	21.904	18.198	1'43.491	305,2	10:48'31.832
9	32.224	30.441	21.445	17.868	1'41.978	307,8	10:50'13.810
10	34.514	32.151	22.028	39.090	2'07.783P	308,7	10:52'21.593
11	11'21.051	32.168	24.630	17.918	12'35.767P		11:04'57.360
12	32.278	30.436	21.383	17.998	1'42.095	308,7	11:06'39.455
13	32.168	30.445	21.524	17.914	1'42.051	314,1	11:08'21.506
14	32.305	37.230	23.455	19.859	1'52.849	312,3	11:10'14.355
15	32.332	30.479	21.428	17.972	1'42.211	306,1	11:11'56.566
16	32.240	30.707	21.509	17.870	1'42.326	311,4	11:13'38.892
17	32.055	30.845	21.635	17.960	1'42.495	309,6	11:15'21.387

12° 97 X. VIERGE [1'42.024]							
Lap	Seg.1	Seg.2	Seg.3	Seg.4	Lap Time	km/h	Local Time
1		36.241	23.672	18.355			10:32'26.225
2	33.162	31.232	21.697	17.796	1'43.887	291,3	10:34'10.112
3	32.347	30.611	21.491	17.828	1'42.277	300,2	10:35'52.389
4	32.273	30.508	21.540	17.868	1'42.189	285,9	10:37'34.578
5	32.156	30.471	21.735	17.896	1'42.258	301,8	10:39'16.836
6	32.275	30.454	21.600	17.695	1'42.024	303,5	10:40'58.860
7	32.281	30.992	21.773	17.974	1'43.020	304,4	10:42'41.880
8	32.182	30.400	21.865	17.872	1'42.319	307,8	10:44'24.199
9	38.313	32.217	22.956	39.848	2'13.334P	286,7	10:46'37.533
10	6'45.002	32.832	22.048	18.050	7'57.932P		10:54'35.465
11	32.250	30.659	21.680	17.873	1'42.462	307,8	10:56'17.927
12	32.250	30.490	21.603	17.949	1'42.292	308,7	10:58'00.219
13	32.265	30.653	21.808	18.252	1'42.978	305,2	10:59'43.197
14	35.767	32.217	22.004	18.151	1'48.139	310,5	11:01'31.336

29/09/2023 P = Pits In/Out - C = Lap Time Cancelled

These data/results cannot be reproduced, stored and/or transmitted in whole or in part by any manner of electronic, mechanical, photocopying, recording, broadcasting or otherwise now known or herein after developed without the previous express consent by the copyright owner, except for reproduction in daily press and regular printed publications on sale to the public within 60 days of the event related to those data/results and always provided that copyright symbol appears together as follows below.

© DORNA WSBK ORGANIZATION Srl 2023



Portimao 4.592 m

Pirelli Portuguese Round, 29 September - 1 October 2023

Chronological Analysis Free Practice 1st Session

3 / 5

15	32.241	30.396	21.864	17.882	1'42.383	309,6	11:03'13.719
16	32.319	30.577	22.172	17.897	2'04.165P	308,7	11:05'17.884
17	4'24.450	31.364	21.837	17.921	5'35.572P		11:10'53.456
18	32.161	30.541	21.769	17.839	1'42.310	312,3	11:12'35.766
19	32.245	30.437	21.780	17.789	1'42.251	310,5	11:14'18.017
20	32.118	30.520	21.733	17.776	1'42.147	309,6	11:16'00.164

11	36.751	32.143	23.402	40.116	2'12.412P	297,7	10:49'53.921
12	9'05.267	33.089	22.458	18.373	10'19.187P		11:00'13.108
13	32.977	30.929	21.994	18.223	1'44.123	312,3	11:01'57.231
14	32.624	36.184	22.836	18.584	1'50.228	306,1	11:03'47.459
15	35.562	31.750	22.404	38.410	2'08.126P	312,3	11:05'55.585
16	3'01.781	32.780	23.190	20.075	4'17.826P		11:10'13.411
17	32.206	30.525	21.526	17.951	1'42.208	313,2	11:11'55.619
18	32.105	30.537	21.578	17.934	1'42.154	314,1	11:13'37.773
19	32.122	30.831	21.623	17.970	1'42.546	315,0	11:15'20.319

13° 87 R. GARDNER [1'42.101]

Lap	Seg1	Seg2	Seg3	Seg4	Lap Time	km/h	Local Time
1		33.098	22.927	18.414			10:32'23.012
2	34.483	31.455	21.716	17.936	1'45.590	308,7	10:34'08.602
3	32.776	31.112	21.684	17.916	1'43.488	284,4	10:35'52.090
4	36.928	30.925	21.688	17.910	1'47.451	307,8	10:37'39.541
5	32.400	30.708	21.899	17.883	1'42.890	298,5	10:39'22.431
6	32.532	30.695	21.748	17.851	1'42.826	287,4	10:41'05.257
7	32.281	30.469	21.618	17.733	1'42.101	298,5	10:42'47.358
8	33.586	35.740	21.917	18.004	1'49.247	286,7	10:44'36.605
9	32.082	30.707	21.507	17.925	1'42.221	304,4	10:46'18.826
10	32.131	30.473	21.670	17.929	1'42.203	301,0	10:48'01.029
11	44.599	35.757	24.606	41.317	2'26.279P	298,5	10:50'27.308
12	11'33.546	37.078	24.682	18.440	12'53.746P		11:03'21.054
13	32.517	30.393	21.701	17.874	1'42.485	308,7	11:05'03.539
14	32.599	31.935	22.400	38.614	2'05.548P	307,8	11:07'09.087
15	2'10.318	32.655	23.321	18.034	3'24.328P		11:10'33.415
16	32.277	30.519	22.771	18.120	1'43.687	304,4	11:12'17.102
17	32.162	30.386	21.627	18.002	1'42.177	311,4	11:13'59.279
18	32.173	30.612	21.570	17.998	1'42.353	306,1	11:15'41.632

16° 47 A. BASSANI [1'42.154]

Lap	Seg1	Seg2	Seg3	Seg4	Lap Time	km/h	Local Time
1			31.930	21.967	18.081		10:32'35.656
2	32.679	30.886	21.583	17.898	1'43.046	285,9	10:34'18.702
3	32.439	31.374	21.548	17.989	1'43.350	296,9	10:36'02.052
4	32.395	30.721	21.586	18.047	1'42.749	299,3	10:37'44.801
5	32.384	31.004	21.558	18.095	1'43.041	300,2	10:39'27.842
6	32.636	31.042	21.644	17.959	1'43.281	300,2	10:41'11.123
7	34.276	31.560	22.324	38.924	2'07.084P	282,9	10:43'18.207
8	8'21.643	31.554	21.912	18.143	9'33.252P		10:52'51.459
9	32.398	30.594	21.463	17.936	1'42.391	302,7	10:54'33.850
10	32.233	30.541	21.465	17.915	1'42.154	308,7	10:56'16.004
11	32.264	30.842	21.650	18.172	1'42.928	302,7	10:57'58.932
12	35.265	32.668	22.640	38.756	2'09.329P	289,0	11:00'08.261
13	6'20.901	32.095	22.292	18.207	7'33.495P		11:07'41.756
14	32.423	30.819	21.493	18.050	1'42.785	304,4	11:09'24.541
15	32.284	30.980	21.608	18.043	1'42.915	306,1	11:11'07.456
16	32.315	30.926	21.659	18.150	1'43.050	311,4	11:12'50.506
17	32.504	30.844	21.722	18.108	1'43.178	309,6	11:14'33.684
18	40.389	32.467	22.463	18.366	1'53.685	309,6	11:16'27.369

14° 22 A. LOWES [1'42.115]

Lap	Seg1	Seg2	Seg3	Seg4	Lap Time	km/h	Local Time
1		36.328	23.254	18.465			10:32'37.367
2	32.642	30.794	21.444	17.889	1'42.769	297,7	10:34'20.136
3	32.101	30.663	21.474	17.927	1'42.165	304,4	10:36'02.301
4	37.072	31.294	22.160	18.411	1'48.937	290,5	10:37'51.238
5	32.329	30.760	21.430	18.081	1'42.600	307,8	10:39'33.838
6	32.260	31.064	21.583	18.032	1'42.939	307,8	10:41'16.777
7	32.452	30.759	21.530	18.040	1'42.781	291,3	10:42'59.558
8	32.440	36.104	21.855	18.194	1'48.593	313,2	10:44'48.151
9	32.319	30.494	21.440	18.067	1'42.320	308,7	10:46'30.471
10	32.166	30.584	21.350	18.015	1'42.115	309,6	10:48'12.586
11	34.849	32.455	22.070	40.396	2'09.770P	296,1	10:50'22.356
12	9'49.029	31.481	21.726	18.328	11'00.564P		11:01'22.920
13	32.293	30.651	21.619	18.191	1'42.754	309,6	11:03'05.674
14	32.187	30.608	21.558	18.166	1'42.519	310,5	11:04'48.193
15	32.155	30.701	21.731	18.113	1'42.700	313,2	11:06'30.893
16	32.218	30.547	21.560	18.097	1'42.422	310,5	11:08'13.315
17	34.350	34.270	22.640	18.394	1'49.654	307,8	11:10'02.969
18	32.294	30.693	21.512	18.152	1'42.651	308,7	11:11'45.620
19	32.205	30.636	21.514	18.250	1'42.605	310,5	11:13'28.225
20	32.253	31.062	21.576	18.103	1'42.994	312,3	11:15'11.219

17° 34 L. BALDASSARRI [1'42.201]

Lap	Seg1	Seg2	Seg3	Seg4	Lap Time	km/h	Local Time
1		32.424	22.839	41.187			10:32'42.382
2	3'24.484	32.003	22.631	18.334	4'37.452P		10:37'19.834
3	33.211	30.937	22.064	18.114	1'44.326	291,3	10:39'04.160
4	32.931	30.651	21.776	18.024	1'43.382	299,3	10:40'47.542
5	32.552	30.720	21.716	17.909	1'42.897	301,8	10:42'30.439
6	32.479	30.632	21.707	17.826	1'42.644	306,1	10:44'13.083
7	32.592	30.856	23.534	17.884	1'44.866	291,3	10:45'57.949
8	32.534	30.555	21.618	17.794	1'42.501	291,3	10:47'40.450
9	32.312	30.398	21.665	17.826	1'42.201	303,5	10:49'22.651
10	32.466	30.696	21.604	17.787	1'42.553	301,8	10:51'05.204
11	32.262	30.535	21.600	17.858	1'42.255	306,1	10:52'47.459
12	32.562	30.663	21.734	18.073	1'43.032	305,2	10:54'30.491
13	39.701	33.244	22.902	38.917	2'14.764P	285,9	10:56'45.255
14	9'51.659	34.006	24.727	18.386	11'08.778P		11:07'54.033
15	34.108	30.957	23.473	18.125	1'46.663	300,2	11:09'40.696
16	32.329	30.644	21.550	17.904	1'42.427	301,8	11:11'23.123
17	33.234	33.993	21.977	17.938	1'47.142	308,7	11:13'10.265
18	32.340	30.546	21.621	17.857	1'42.364	307,8	11:14'52.629
19	32.866	30.706	21.725	17.918	1'43.215	301,8	11:16'35.844

15° 76 L. BAZ [1'42.154]

Lap	Seg1	Seg2	Seg3	Seg4	Lap Time	km/h	Local Time
1		32.555	22.964	18.621			10:31'59.743
2	33.770	31.510	22.076	18.063	1'45.419	299,3	10:33'45.162
3	32.623	30.756	21.672	18.198	1'43.249	305,2	10:35'28.411
4	34.405	30.994	21.885	18.307	1'45.591	310,5	10:37'14.002
5	32.930	30.600	21.689	18.108	1'43.327	297,7	10:38'57.329
6	32.586	30.683	21.762	18.148	1'43.179	307,8	10:40'40.508
7	33.891	31.628	22.463	18.438	1'46.420	313,2	10:42'26.928
8	32.571	30.632	21.738	18.127	1'43.068	312,3	10:44'09.996
9	32.654	34.503	23.393	18.159	1'48.709	309,6	10:45'58.705
10	32.465	30.571	21.696	18.072	1'42.804	311,4	10:47'41.509

18° 77 D. AEGERTER [1'42.369]

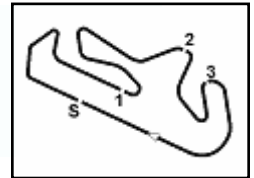
Lap	Seg1	Seg2	Seg3	Seg4	Lap Time	km/h	Local Time
1		32.637	22.645	18.586			10:32'27.569
2	33.584	31.074	21.840	18.101	1'44.599	284,4	10:34'12.168
3	32.797	30.882	21.779	17.982	1'43.440	296,9	10:35'55.608
4	32.650	30.713	21.657	17.940	1'42.960	303,5	10:37'38.568
5	32.529	30.693	21.620	17.887	1'42.729	296,9	10:39'21.297
6	32.913	30.794	21.720	17.971	1'43.398	309,6	10:41'04.695
7	32.424	30.621	21.579	17.867	1'42.491	305,2	10:42'47.186
8	32.262	30.654	21.744	17.924	1'42.584	307,0	10:44'29.770

29/09/2023

P = Pits In/Out - C = Lap Time Cancelled

These data/results cannot be reproduced, stored and/or transmitted in whole or in part by any manner of electronic, mechanical, photocopying, recording, broadcasting or otherwise now known or herein after developed without the previous express consent by the copyright owner, except for reproduction in daily press and regular printed publications on sale to the public within 60 days of the event related to those data/results and always provided that copyright symbol appears together as follows below.

© DORNA WSBK ORGANIZATION Srl 2023



Portimao 4.592 m

Pirelli Portuguese Round, 29 September - 1 October 2023

Chronological Analysis Free Practice 1st Session

4 / 5

9	32.514	30.693	21.629	17.885	1'42.721	301,8	10:46'12.491	7	36.718	32.518	22.828	40.534	2'12.598P	296,9	10:42'51.126
10	35.174	36.716	22.380	18.507	1'52.777	307,8	10:48'05.268	8	11'59.241	35.679	24.624	18.412	13'17.956P		10:56'09.082
11	32.508	30.809	21.828	17.953	1'43.098	304,4	10:49'48.366	9	33.338	30.838	21.788	18.027	1'43.991	298,5	10:57'53.073
12	32.300	30.531	21.653	17.885	1'42.369	307,8	10:51'30.735	10	32.686	30.713	21.889	18.088	1'43.376	306,1	10:59'36.449
13	32.455	30.574	21.695	17.892	1'42.616	303,5	10:53'13.351	11	32.804	38.146	23.780	20.429	1'55.159	302,7	11:01'31.608
14	32.355	30.577	21.902	18.005	1'42.839	308,7	10:54'56.190	12	32.634	30.963	21.967	18.127	1'43.691	295,3	11:03'15.299
15	36.260	31.354	22.313	37.867	2'07.794P	307,0	10:57'03.984	13	35.690	32.478	23.059	39.356	2'10.583P	293,7	11:05'25.882
16	7'47.831	32.511	23.162	18.508	9'02.012P		11:06'05.996	14	7'12.647	36.670	23.562	20.819	8'33.698P		11:13'59.580
17	32.990	30.855	21.895	17.973	1'43.713	309,6	11:07'49.709	15	33.003	31.100	21.825	18.144	1'44.072C	282,9	11:15'43.652
18	32.514	30.793	21.759	18.171	1'43.237	306,1	11:09'32.946								
19	32.326	39.732	23.073	18.064	1'53.195	307,8	11:11'26.141								
20	32.569	30.551	21.701	18.005	1'42.826	302,7	11:13'08.967								
21	32.530	30.962	21.989	18.143	1'43.624	310,5	11:14'52.591								
22	33.529	30.773	21.826	18.113	1'44.241	305,2	11:16'36.832								

19° 28 B. RAY [1'42.782]							
Lap	Seg.1	Seg.2	Seg.3	Seg.4	Lap Time	km/h	Local Time
1		32.995	22.933	18.402			10:32'13.286
2	33.824	31.475	21.804	18.136	1'45.239	270,2	10:33'58.525
3	33.817	31.481	25.768	18.411	1'49.477	278,6	10:35'48.002
4	32.841	32.089	24.434	18.210	1'47.574	292,1	10:37'35.576
5	32.575	30.952	21.701	18.113	1'43.341	303,5	10:39'18.917
6	32.661	30.671	21.764	18.042	1'43.138	298,5	10:41'02.055
7	32.702	30.749	21.755	18.134	1'43.340	306,1	10:42'45.395
8	32.646	30.492	21.838	18.090	1'43.066	292,9	10:44'28.461
9	32.924	32.314	22.289	42.246	2'09.773P	303,5	10:46'38.234
10	12'15.500	31.737	23.386	18.644	13'29.267P		11:00'07.501
11	32.640	30.570	21.568	18.181	1'42.959	305,2	11:01'50.460
12	32.563	30.743	21.635	18.213	1'43.154	303,5	11:03'33.614
13	32.665	30.915	21.739	18.217	1'43.536	306,1	11:05'17.150
14	33.090	31.572	22.393	43.150	2'10.205P	301,8	11:07'27.355
15	3'16.907	35.545	22.194	18.330	4'32.976P		11:12'00.331
16	32.506	30.537	24.180	18.288	1'45.511	307,8	11:13'45.842
17	32.429	30.645	21.616	18.092	1'42.782	308,7	11:15'28.624

22° 32 I. VINALES [1'43.582]							
Lap	Seg.1	Seg.2	Seg.3	Seg.4	Lap Time	km/h	Local Time
1			33.295	22.268	18.219		10:32'13.783
2	33.652	31.476	21.760	17.949	1'44.837	272,3	10:33'58.620
3	33.447	31.181	25.723	24.565	1'54.916	275,0	10:35'53.536
4	44.691	32.006	22.444	39.449	2'18.590P	255,6	10:38'12.126
5	8'19.895	31.919	22.093	18.257	9'32.164P		10:47'44.290
6	33.323	31.244	21.806	18.236	1'44.609	282,9	10:49'28.899
7	33.167	31.390	21.768	18.231	1'44.556	291,3	10:51'13.455
8	34.263	32.653	22.589	38.767	2'08.272P	275,0	10:53'21.727
9	7'23.234	31.786	21.930	18.288	8'32.238P		11:01'56.965
10	33.091	36.583	22.929	18.348	1'50.951	281,5	11:03'47.916
11	33.088	32.508	21.699	18.054	1'45.349	290,5	11:05'33.265
12	32.803	30.984	21.757	18.038	1'43.582	293,7	11:07'16.847
13	33.857	31.139	21.687	18.196	1'44.879	287,4	11:09'01.726
14	32.712	31.101	21.689	18.188	1'43.690	296,9	11:10'45.416
15	40.521	31.117	21.582	18.093	1'51.313	300,2	11:12'36.729
16	32.781	34.249	21.827	38.980	2'07.837P	296,9	11:14'44.566

23° 53 T. RABAT [1'43.741]							
Lap	Seg.1	Seg.2	Seg.3	Seg.4	Lap Time	km/h	Local Time
1			33.229	22.826	18.965		10:32'10.038
2	34.791	32.298	22.232	18.544	1'47.865	263,7	10:33'57.903
3	33.693	31.180	21.751	18.554	1'45.178	266,2	10:35'43.081
4	33.586	31.435	21.809	18.579	1'45.409	275,7	10:37'28.490
5	33.144	31.467	21.742	18.334	1'44.687	277,8	10:39'13.177
6	33.230	31.478	21.644	18.232	1'44.584	291,3	10:40'57.761
7	33.155	31.020	21.641	18.270	1'44.086	281,5	10:42'41.847
8	32.987	30.859	21.660	18.235	1'43.741	286,7	10:44'25.588
9	34.938	31.082	21.834	39.207	2'07.061P	302,7	10:46'32.649
10	8'40.502	31.861	21.943	18.467	9'52.773P		10:56'25.422
11	33.052	31.182	22.046	18.410	1'44.690	298,5	10:58'10.112
12	41.501	33.278	22.884	20.324	1'57.987	296,9	11:00'08.099
13	32.906	30.958	21.648	18.382	1'43.894	293,7	11:01'51.993
14	32.911	31.066	21.700	18.381	1'44.058	293,7	11:03'36.051
15	32.962	31.185	21.656	18.377	1'44.180	286,7	11:05'20.231
16	33.151	31.168	21.642	18.470	1'44.431	295,3	11:07'04.662
17	38.482	33.271	22.108	19.695	1'53.556	296,1	11:08'58.218
18	32.941	30.919	21.642	18.430	1'43.932	293,7	11:10'42.150
19	38.909	33.329	22.000	21.634	1'55.872	290,5	11:12'38.022
20	33.041	33.146	23.092	18.955	1'48.234	291,3	11:14'26.256
21	32.840	31.013	21.833	18.388	1'44.074	292,1	11:16'10.330

20° 35 H. SYAHRIN [1'43.005]							
Lap	Seg.1	Seg.2	Seg.3	Seg.4	Lap Time	km/h	Local Time
1		36.293	26.576	18.633			10:32'11.490
2	34.116	31.779	22.525	18.087	1'46.507	271,6	10:33'57.997
3	33.762	31.179	23.777	22.057	1'50.775	266,2	10:35'48.772
4	32.915	30.984	21.973	18.261	1'44.133	289,0	10:37'32.905
5	32.928	30.928	21.908	18.180	1'43.944	292,1	10:39'16.849
6	32.845	30.812	21.749	18.010	1'43.416	283,7	10:41'00.265
7	46.577	33.432	22.828	41.801	2'24.638P	296,1	10:43'24.903
8	8'47.243	33.008	22.298	18.475	10'01.024P		10:53'25.927
9	33.070	31.220	21.754	18.251	1'44.295	294,5	10:55'10.222
10	32.867	30.967	21.731	18.249	1'43.814	296,9	10:56'54.036
11	32.701	36.826	22.249	18.419	1'50.195	292,9	10:58'44.231
12	32.908	30.847	21.678	18.256	1'43.689	297,7	11:00'27.920
13	37.268	33.676	22.963	40.497	2'14.404P	284,4	11:02'42.324
14	7'10.160	34.159	23.325	18.138	8'25.782P		11:11'08.106
15	32.635	30.739	21.660	18.086	1'43.120	301,8	11:12'51.226
16	32.583	30.755	21.624	18.043	1'43.005	301,0	11:14'34.231
17	40.670	32.314	22.634	18.656	1'54.274	303,5	11:16'28.505

24° 51 E. GRANADO [1'43.803]							
Lap	Seg.1	Seg.2	Seg.3	Seg.4	Lap Time	km/h	Local Time
1			33.888	22.786	19.005		10:32'19.022
2	43.180	32.151	22.358	18.580	1'56.269	280,7	10:34'15.291
3	34.009	31.654	22.017	18.406	1'46.086	282,2	10:36'01.377
4	33.249	31.211	21.944	18.429	1'44.833	298,5	10:37'46.210
5	33.216	31.167	22.027	18.414	1'44.824	292,1	10:39'31.034
6	33.329	31.338	22.060	18.591	1'45.318	295,3	10:41'16.352
7	42.369	34.011	26.638	18.586	2'01.604	289,7	10:43'17.956
8	33.068	31.524	21.905	18.393	1'44.890	297,7	10:45'02.846

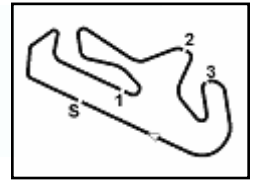
21° 16 G. RUIU [1'43.376]							
Lap	Seg.1	Seg.2	Seg.3	Seg.4	Lap Time	km/h	Local Time
1		32.891	22.692	18.296			10:31'52.554
2	34.331	31.862	22.301	18.072	1'46.566	291,3	10:33'39.120
3	33.615	31.442	22.150	18.080	1'45.287	295,3	10:35'24.407
4	33.369	31.473	22.095	18.178	1'45.115	301,0	10:37'09.522
5	33.243	31.180	21.978	18.275	1'44.676	300,2	10:38'54.198
6	33.044	31.047	22.082	18.157	1'44.330	301,0	10:40'38.528

29/09/2023

P = Pits In/Out - C = Lap Time Cancelled

These data/results cannot be reproduced, stored and/or transmitted in whole or in part by any manner of electronic, mechanical, photocopying, recording, broadcasting or otherwise now known or herein after developed without the previous express consent by the copyright owner, except for reproduction in daily press and regular printed publications on sale to the public within 60 days of the event related to those data/results and always provided that copyright symbol appears together as follows below.

© DORNA WSBK ORGANIZATION Srl 2023



Portimao 4.592 m

5 / 5

Pirelli Portuguese Round, 29 September - 1 October 2023

Chronological Analysis Free Practice 1st Session

9	33.157	31.069	21.853	18.335	1'44.414	301,0	10:46'47.260
10	33.140	31.075	21.818	18.386	1'44.419	294,5	10:48'31.679
11	33.045	41.310	23.259	42.323	2'19.937P	286,7	10:50'51.616
12	12'10.051	32.150	22.130	18.665	13'22.996P		11:04'14.612
13	33.094	30.884	21.979	18.389	1'44.346	299,3	11:05'58.958
14	32.739	31.588	25.015	23.087	1'52.429	300,2	11:07'51.387
15	33.210	30.891	21.804	18.318	1'44.223	289,0	11:09'35.610
16	32.707	31.141	21.760	18.307	1'43.915	303,5	11:11'19.525
17	32.765	30.931	21.765	18.342	1'43.803	301,0	11:13'03.328
18	32.988	31.065	21.830	18.435	1'44.318	301,8	11:14'47.646
19	51.221	57.355	25.742	18.871	2'33.189	290,5	11:17'20.835

25°							
52 O. KONIG [1'46.446]							
Lap	Seg1	Seg2	Seg3	Seg4	Lap Time	km/h	Local Time
1		35.797	23.469	18.754			10:32'11.983
2	34.494	32.707	22.469	18.435	1'48.105	272,9	10:34'00.088
3	33.767	31.831	22.332	18.516	1'46.446	279,3	10:35'46.534
4	33.469	36.813	22.182	18.679	1'51.143	284,4	10:37'37.677
5	42.773	33.389	23.871	38.118	2'18.151P	279,3	10:39'55.828

29/09/2023

P = Pits In/Dut - C = Lap Time Cancelled

These data/results cannot be reproduced, stored and/or transmitted in whole or in part by any manner of electronic, mechanical, photocopying, recording, broadcasting or otherwise now known or herein after developed without the previous express consent by the copyright owner, except for reproduction in daily press and regular printed publications on sale to the public within 60 days of the event related to those data/results and always provided that copyright symbol appears together as follows below.

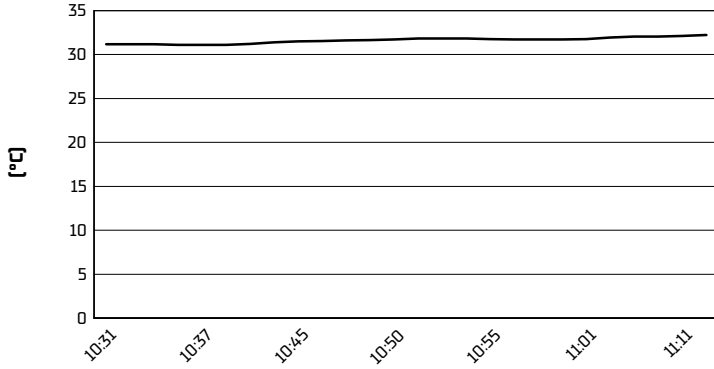
© DORNA WSBK ORGANIZATION Srl 2023

Pirelli Portuguese Round, 29 September - 1 October 2023

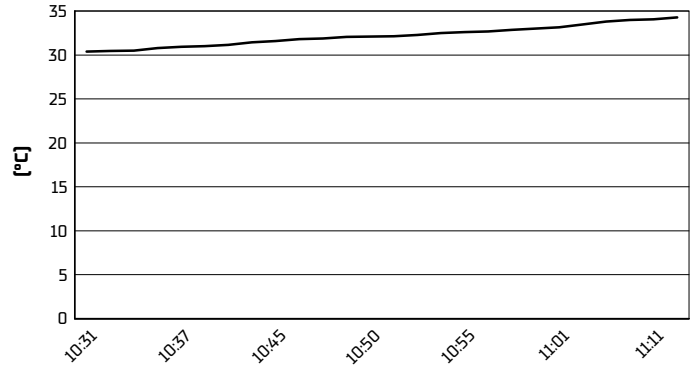
Weather Report Free Practice 1st Session

Session started 10:30 - Session ended 11:18

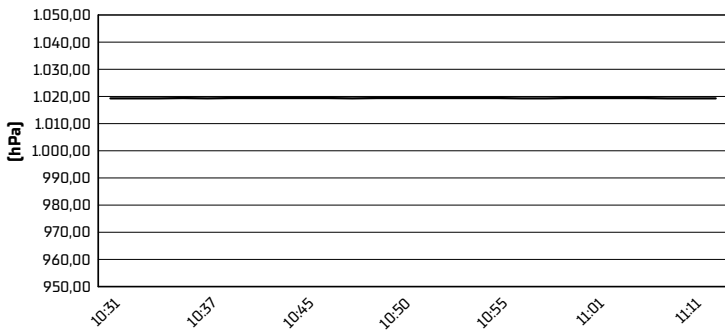
Air Temperature



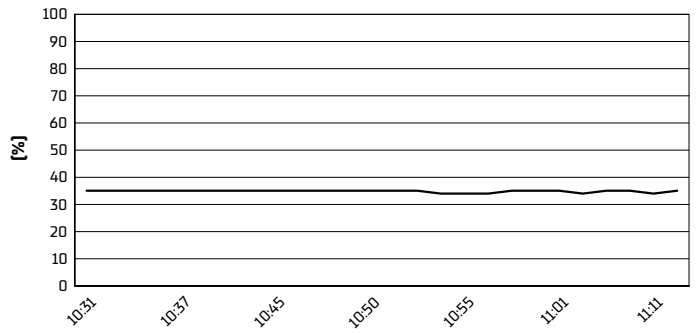
Track Temperature



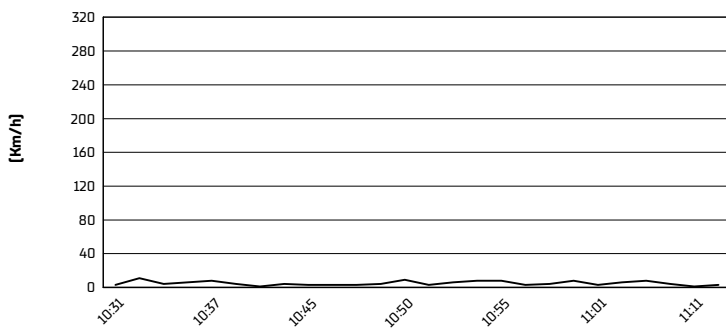
Air Pressure



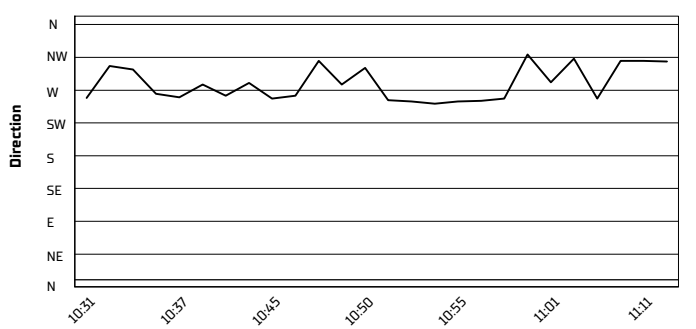
Humidity



Wind Speed



Wind Direction



29/09/2023

These data/results cannot be reproduced, stored and/or transmitted in whole or in part by any manner of electronic, mechanical, photocopying, recording, broadcasting or otherwise now known or herein after developed without the previous express consent by the copyright owner, except for reproduction in daily press and regular printed publications on sale to the public within 60 days of the event related to those data/results and always provided that copyright symbol appears together as follows below.

© DORNA WSBK ORGANIZATION Srl 2023