

Pirelli Portuguese Round, 29 September - 1 October 2023

Results Tissot Superpole

No.	Rider	Nat	Team	Bike	Class	Time	Gap	Rel.	Laps	Speed	
										Avg	Max
1	65 J. REA	GBR	Kawasaki Racing Team WorldSBK	Kawasaki ZX-10RR		1'39.620			7	165,943	315,0
2	22 A. LOWES	GBR	Kawasaki Racing Team WorldSBK	Kawasaki ZX-10RR		1'39.762	0.142	0.142	4	165,706	312,3
3	55 A. LOCATELLI	ITA	Pata Yamaha Prometeon WorldSBK	Yamaha YZF R1		1'39.872	0.252	0.110	7	165,524	313,2
4	54 T. RAZGATLIOGLU	TUR	Pata Yamaha Prometeon WorldSBK	Yamaha YZF R1		1'39.891	0.271	0.019	7	165,492	315,9
5	1 A. BAUTISTA	ESP	Aruba.it Racing - Ducati	Ducati Panigale V4R		1'39.989	0.369	0.098	7	165,330	311,4
6	7 I. LECUONA	ESP	Team HRC	Honda CBR1000 RR-R		1'40.133	0.513	0.144	6	165,092	310,5
7	60 M. VAN DER MARK	NED	ROKIT BMW Motorrad WorldSBK Team	BMW M1000 RR		1'40.171	0.551	0.038	7	165,030	317,8
8	9 D. PETRUCCI	ITA	Barni Spark Racing Team	Ducati Panigale V4R	IND	1'40.198	0.578	0.027	7	164,985	311,4
9	87 R. GARDNER	AUS	GYTR GRT Yamaha WorldSBK Team	Yamaha YZF R1	IND	1'40.207	0.587	0.009	6	164,971	313,2
10	5 P. OETTL	GER	Team GoEleven	Ducati Panigale V4R	IND	1'40.262	0.642	0.055	6	164,880	308,7
11	45 S. REDDING	GBR	ROKIT BMW Motorrad WorldSBK Team	BMW M1000 RR		1'40.381	0.761	0.119	5	164,685	315,9
12	31 G. GERLOFF	USA	Bonovo Action BMW	BMW M1000 RR	IND	1'40.385	0.765	0.004	6	164,678	315,0
13	21 M. RINALDI	ITA	Aruba.it Racing - Ducati	Ducati Panigale V4R		1'40.385	0.765	0.000	6	164,678	312,3
14	97 X. VIERGE	ESP	Team HRC	Honda CBR1000 RR-R		1'40.453	0.833	0.068	3	164,567	314,1
15	47 A. BASSANI	ITA	Motocorsa Racing	Ducati Panigale V4R	IND	1'40.473	0.853	0.020	6	164,534	313,2
16	76 L. BAZ	FRA	Bonovo Action BMW	BMW M1000 RR	IND	1'40.594	0.974	0.121	6	164,336	315,9
17	77 D. AEGERTER	SUI	GYTR GRT Yamaha WorldSBK Team	Yamaha YZF R1	IND	1'40.672	1.052	0.078	6	164,209	311,4
18	28 B. RAY	GBR	Yamaha Motoxracing WorldSBK Team	Yamaha YZF R1	IND	1'41.147	1.527	0.475	5	163,437	310,5
19	34 L. BALDASSARRI	ITA	GMT94 Yamaha	Yamaha YZF R1	IND	1'41.286	1.666	0.139	6	163,213	307,0
20	53 T. RABAT	ESP	Kawasaki Puccetti Racing	Kawasaki ZX-10RR	IND	1'41.754	2.134	0.468	6	162,462	308,7
21	35 H. SYHRIN	MAS	PETRONAS MIE Racing Honda Team	Honda CBR1000 RR-R	IND	1'41.895	2.275	0.141	5	162,238	307,0
22	32 I. VINALES	ESP	TPR Team Pedercini Racing	Kawasaki ZX-10RR	IND	1'42.121	2.501	0.226	6	161,879	301,0
23	51 E. GRANADO	BRA	PETRONAS MIE Racing Honda Team	Honda CBR1000 RR-R	IND	1'42.298	2.678	0.177	6	161,598	310,5
24	16 G. RUIJU	ITA	Bmax Racing	BMW M1000 RR	IND	1'42.554	2.934	0.256	6	161,195	307,8
25	52 O. KONIG	CZE	Orelac Racing MOVISIO	Kawasaki ZX-10RR	IND	1'43.635	4.015	1.081	5	159,514	300,2

Qualifying Lap Time (105% of 1'39.620): 1'44.601

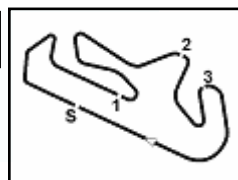
AIR	Humidity:	42%	Temp:	28°C
TRACK	Condition:	Dry	Temp:	33°C

Records	Pole	(SP)	2022	J.Rea	1'39.610	165,960	Km/h
	Race	(SPRC)	2022	J.Rea	1'40.135	165,090	Km/h
	All Times	(SP)	2022	J.Rea	1'39.610	165,960	Km/h

Start 30/09/2023 11:10 End 11:30 The results are provisional until the end of the time limit for protests and appeals and the completion of the technical checks.

These data/results cannot be reproduced, stored and/or transmitted in whole or in part by any manner of electronic, mechanical, photocopying, recording, broadcasting or otherwise now known or herein after developed without the previous express consent by the copyright owner, except for reproduction in daily press and regular printed publications on sale to the public within 60 days of the event related to those data/results and always provided that copyright symbol appears together as follows below.

© DORNA WSBK ORGANIZATION Srl 2023



Pirelli Portuguese Round, 29 September - 1 October 2023

Results Tissot Superpole

Session Highlights

Local Time	No. Rider	Description
11.10.00		Start
11.15.10	45 S. REDDING	Stop - Technical Problem
11.22.38	97 X. VIERGE	Crashed - Turn 13
11.23.57	22 A. LOWES	Crashed - Turn 1
11.24.02	16 G. RUIU	Lap Cancelled [1'42.409] - Exceeded Track Limits - Turn 4
11.25.23	47 A. BASSANI	Lap Cancelled [1'40.871] - Yellow Flag - Turn 13
11.25.28	16 G. RUIU	Lap Cancelled [1'42.409] - Yellow Flag - Turn 13
11.25.33	32 I. VINALES	Lap Cancelled [1'41.907] - Yellow Flag - Turn 13
11.25.38	60 M. VAN DER MARK	Lap Cancelled [1'40.379] - Yellow Flag - Turn 13
11.25.43	35 H. SYHRIN	Lap Cancelled [1'52.163] - Yellow Flag - Turn 13
11.25.48	51 E. GRANADO	Lap Cancelled [1'51.333] - Yellow Flag - Turn 13
11.25.53	52 O. KONIG	Lap Cancelled [1'51.617] - Yellow Flag - Turn 13
11.25.58	28 B. RAY	Lap Cancelled [1'43.962] - Yellow Flag - Turn 13
11.26.03	31 G. GERLOFF	Lap Cancelled [1'41.039] - Yellow Flag - Turn 13
11.26.08	22 A. LOWES	Lap Cancelled [1'48.477] - Yellow Flag - Turn 13
11.26.13	76 L. BAZ	Lap Cancelled [1'50.811] - Yellow Flag - Turn 13
11.26.18	87 R. GARDNER	Lap Cancelled [1'39.764] - Yellow Flag - Turn 13
11.26.23	53 T. RABAT	Lap Cancelled [1'44.431] - Yellow Flag - Turn 13
11.26.28	77 D. AEGERTER	Lap Cancelled [1'41.199] - Yellow Flag - Turn 13
11.26.31		Provisional Results
11.26.33	21 M. RINALDI	Lap Cancelled [1'39.724] - Yellow Flag - Turn 13
11.26.38	5 P. OETTL	Lap Cancelled [1'40.234] - Yellow Flag - Turn 13
11.26.43	34 L. BALDASSARRI	Lap Cancelled [1'40.732] - Yellow Flag - Turn 13
11.26.48	65 J. REA	Lap Cancelled [1'46.131] - Yellow Flag - Turn 13
11.26.53	21 M. RINALDI	Lap Cancelled [1'52.404] - Yellow Flag - Turn 1
11.26.58	5 P. OETTL	Lap Cancelled [1'48.428] - Yellow Flag - Turn 1
11.27.03	34 L. BALDASSARRI	Lap Cancelled [1'47.902] - Yellow Flag - Turn 1
11.27.08	65 J. REA	Lap Cancelled [1'44.531] - Yellow Flag - Turn 1
11.27.59		Top 3 Confirmed
11.33.18		End Of Session

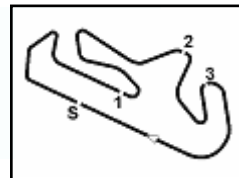
Fastest Laps Sequence

No.	Rider	Nat	Team	Bike	Local Time	Time	Gap	Avg
1	A. BAUTISTA	ESP	Aruba.it Racing - Ducati	Ducati Panigale V4R	11:13'32.689	1'40.565		164,383
5	P. OETTL	GER	Team GoEleven	Ducati Panigale V4R	11:13'34.148	1'40.262	-0.303	164,880
65	J. REA	GBR	Kawasaki Racing Team WorldSBK	Kawasaki ZX-10RR	11:14'08.893	1'39.965	-0.297	165,370
22	A. LOWES	GBR	Kawasaki Racing Team WorldSBK	Kawasaki ZX-10RR	11:14'09.312	1'39.762	-0.203	165,706
65	J. REA	GBR	Kawasaki Racing Team WorldSBK	Kawasaki ZX-10RR	11:20'33.944	1'39.620	-0.142	165,943

Start 11:10 End 11:30 The results are provisional until the end of the time limit for protests and appeals and the completion of the technical checks.

These data/results cannot be reproduced, stored and/or transmitted in whole or in part by any manner of electronic, mechanical, photocopying, recording, broadcasting or otherwise now known or herein after developed without the previous express consent by the copyright owner, except for reproduction in daily press and regular printed publications on sale to the public within 60 days of the event related to those data/results and always provided that copyright symbol appears together as follows below.

© DORNA WSBK ORGANIZATION Srl 2023



Portimao 4.592 m

Pirelli Portuguese Round, 29 September - 1 October 2023

Starting Grid - Race 1 (20 Laps x 4,592 km = 91,840 km)

1	1	65 REA J. Kawasaki 1'39.620	2	22 LOWES A. Kawasaki 1'39.762	3	54 RAZGATLIOGLU T. Yamaha 1'39.891
2	4	1 BAUTISTA A. Ducati 1'39.989	5	7 LECUONA I. Honda 1'40.133	6	60 VAN DER MARK M. BMW 1'40.171
3	7	9 PETRUCCI D. Ducati 1'40.198	8	87 GARDNER R. Yamaha 1'40.207	9	5 OETTL P. Ducati 1'40.262
4	10	45 REDDING S. BMW 1'40.381	11	31 GERLOFF G. BMW 1'40.385	12	21 RINALDI M. Ducati 1'40.385
5	13	97 VIERGE X. Honda 1'40.453	14	47 BASSANI A. Ducati 1'40.473	15	77 AEGERTER D. Yamaha 1'40.672
6	16	28 RAY B. Yamaha 1'41.147	17	34 BALDASSARRI L. Yamaha 1'41.286	18	35 SYAHRIN H. Honda 1'41.895
7	19	32 VINALES I. Kawasaki 1'42.121	20	51 GRANADO E. Honda 1'42.298	21	16 RUIU G. BMW 1'42.554
8	22	52 KONIG O. Kawasaki 1'43.635	23	53 RABAT T. Kawasaki 1'41.754	24	55 LOCATELLI A. Yamaha 1'39.872
9	25	76 BAZ L. BMW 1'40.594				

N.55 (Locatelli A.) has been penalized to start from the back of the grid for not respecting black/orange flag at Aragon

N.76 (Baz L.) will start from the pit lane according to Art. 1.21.23 (engine allocation)

N.53 (Rabat T.) has been penalized with a drop of 3 grid positions for riding slow on racing line

30/09/2023 The Race Director

* = Penalized

These data/results cannot be reproduced, stored and/or transmitted in whole or in part by any manner of electronic, mechanical, photocopying, recording, broadcasting or otherwise now known or herein after developed without the previous express consent by the copyright owner, except for reproduction in daily press and regular printed publications on sale to the public within 60 days of the event related to those data/results and always provided that copyright symbol appears together as follows below. © DORNA WSBK ORGANIZATION Srl 2023

Pirelli Portuguese Round, 29 September - 1 October 2023

Best Sectors & Speed Tissot Superpole

BEST LAP			
1	65	J. REA	Kawasaki ZX-10RR 1'39.620
2	22	A. LOWES	Kawasaki ZX-10RR 1'39.762
3	55	A. LOCATELLI	Yamaha YZF R1 1'39.872
4	54	T. RAZGATLIOGLU	Yamaha YZF R1 1'39.891
5	1	A. BAUTISTA	Ducati Panigale V4R 1'39.989
6	7	I. LECUONA	Honda CBR1000 RR-R 1'40.133
7	60	M. VAN DER MARK	BMW M1000 RR 1'40.171
8	9	D. PETRUCCI	Ducati Panigale V4R 1'40.198
9	87	R. GARDNER	Yamaha YZF R1 1'40.207
10	5	P. OETTL	Ducati Panigale V4R 1'40.262
11	45	S. REDDING	BMW M1000 RR 1'40.381
12	21	M. RINALDI	Ducati Panigale V4R 1'40.385
13	31	G. GERLOFF	BMW M1000 RR 1'40.385
14	97	X. VIERGE	Honda CBR1000 RR-R 1'40.453
15	47	A. BASSANI	Ducati Panigale V4R 1'40.473
16	76	L. BAZ	BMW M1000 RR 1'40.594
17	77	D. AEGERTER	Yamaha YZF R1 1'40.672
18	28	B. RAY	Yamaha YZF R1 1'41.147
19	34	L. BALDASSARRI	Yamaha YZF R1 1'41.286
20	53	T. RABAT	Kawasaki ZX-10RR 1'41.754
21	35	H. SYAHRIN	Honda CBR1000 RR-R 1'41.895
22	32	I. VINALES	Kawasaki ZX-10RR 1'42.121
23	51	E. GRANADO	Honda CBR1000 RR-R 1'42.298
24	16	G. RUIJU	BMW M1000 RR 1'42.554
25	52	D. KONIG	Kawasaki ZX-10RR 1'43.635

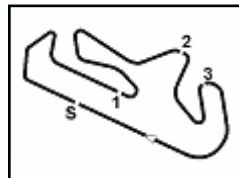
SPEED			
1	60	M. VAN DER MARK	BMW M1000 RR 317,8
2	54	T. RAZGATLIOGLU	Yamaha YZF R1 315,9
3	76	L. BAZ	BMW M1000 RR 315,9
4	45	S. REDDING	BMW M1000 RR 315,9
5	65	J. REA	Kawasaki ZX-10RR 315,0
6	31	G. GERLOFF	BMW M1000 RR 315,0
7	97	X. VIERGE	Honda CBR1000 RR-R 314,1
8	87	R. GARDNER	Yamaha YZF R1 313,2
9	55	A. LOCATELLI	Yamaha YZF R1 313,2
10	47	A. BASSANI	Ducati Panigale V4R 313,2
11	22	A. LOWES	Kawasaki ZX-10RR 312,3
12	21	M. RINALDI	Ducati Panigale V4R 312,3
13	1	A. BAUTISTA	Ducati Panigale V4R 311,4
14	77	D. AEGERTER	Yamaha YZF R1 311,4
15	9	D. PETRUCCI	Ducati Panigale V4R 311,4
16	7	I. LECUONA	Honda CBR1000 RR-R 310,5
17	28	B. RAY	Yamaha YZF R1 310,5
18	51	E. GRANADO	Honda CBR1000 RR-R 310,5
19	5	P. OETTL	Ducati Panigale V4R 308,7
20	53	T. RABAT	Kawasaki ZX-10RR 308,7
21	16	G. RUIJU	BMW M1000 RR 307,8
22	34	L. BALDASSARRI	Yamaha YZF R1 307,0
23	35	H. SYAHRIN	Honda CBR1000 RR-R 307,0
24	32	I. VINALES	Kawasaki ZX-10RR 301,0
25	52	D. KONIG	Kawasaki ZX-10RR 300,2

SEG. 1			SEG. 2			SEG. 3			SEG. 4		
1	1	A. BAUTISTA 31.505	1	65	J. REA 29.649	1	65	J. REA 20.828	1	1	A. BAUTISTA 17.365
2	31	G. GERLOFF 31.506	2	55	A. LOCATELLI 29.671	2	22	A. LOWES 20.911	2	97	X. VIERGE 17.425
3	21	M. RINALDI 31.512	3	54	T. RAZGATLIOGLU 29.710	3	54	T. RAZGATLIOGLU 20.923	3	5	P. OETTL 17.477
4	87	R. GARDNER 31.532	4	21	M. RINALDI 29.712	4	60	M. VAN DER MARK 21.003	4	87	R. GARDNER 17.492
5	65	J. REA 31.541	5	87	R. GARDNER 29.714	5	7	I. LECUONA 21.028	5	45	S. REDDING 17.496
6	55	A. LOCATELLI 31.543	6	22	A. LOWES 29.731	6	21	M. RINALDI 21.030	6	7	I. LECUONA 17.500
7	22	A. LOWES 31.552	7	7	I. LECUONA 29.765	7	87	R. GARDNER 21.035	7	9	D. PETRUCCI 17.505
8	54	T. RAZGATLIOGLU 31.578	8	9	D. PETRUCCI 29.786	8	55	A. LOCATELLI 21.059	8	55	A. LOCATELLI 17.512
9	76	L. BAZ 31.578	9	5	P. OETTL 29.788	9	97	X. VIERGE 21.097	9	60	M. VAN DER MARK 17.514
10	5	P. OETTL 31.643	10	76	L. BAZ 29.833	10	47	A. BASSANI 21.113	10	65	J. REA 17.519
11	60	M. VAN DER MARK 31.652	11	31	G. GERLOFF 29.835	11	45	S. REDDING 21.115	11	34	L. BALDASSARRI 17.529
12	7	I. LECUONA 31.677	12	1	A. BAUTISTA 29.864	12	31	G. GERLOFF 21.119	12	22	A. LOWES 17.552
13	47	A. BASSANI 31.682	13	97	X. VIERGE 29.884	13	1	A. BAUTISTA 21.122	13	21	M. RINALDI 17.590
14	97	X. VIERGE 31.721	14	60	M. VAN DER MARK 29.893	14	76	L. BAZ 21.145	14	31	G. GERLOFF 17.596
15	9	D. PETRUCCI 31.740	15	45	S. REDDING 29.898	15	9	D. PETRUCCI 21.148	15	77	D. AEGERTER 17.601
16	45	S. REDDING 31.744	16	34	L. BALDASSARRI 29.903	16	77	D. AEGERTER 21.217	16	47	A. BASSANI 17.615
17	77	D. AEGERTER 31.799	17	77	D. AEGERTER 29.903	17	28	B. RAY 21.239	17	76	L. BAZ 17.626
18	34	L. BALDASSARRI 31.888	18	28	B. RAY 29.939	18	5	P. OETTL 21.252	18	54	T. RAZGATLIOGLU 17.650
19	28	B. RAY 32.010	19	47	A. BASSANI 30.063	19	34	L. BALDASSARRI 21.341	19	28	B. RAY 17.785
20	35	H. SYAHRIN 32.184	20	53	T. RABAT 30.260	20	32	I. VINALES 21.367	20	32	I. VINALES 17.790
21	53	T. RABAT 32.186	21	32	I. VINALES 30.320	21	35	H. SYAHRIN 21.406	21	16	G. RUIJU 17.800
22	51	E. GRANADO 32.303	22	51	E. GRANADO 30.332	22	53	T. RABAT 21.464	22	35	H. SYAHRIN 17.819
23	32	I. VINALES 32.310	23	35	H. SYAHRIN 30.396	23	51	E. GRANADO 21.549	23	53	T. RABAT 17.844
24	16	G. RUIJU 32.421	24	16	G. RUIJU 30.496	24	16	G. RUIJU 21.555	24	51	E. GRANADO 17.952
25	52	D. KONIG 32.830	25	52	D. KONIG 30.739	25	52	D. KONIG 21.733	25	52	D. KONIG 18.157

30/09/2023

These data/results cannot be reproduced, stored and/or transmitted in whole or in part by any manner of electronic, mechanical, photocopying, recording, broadcasting or otherwise now known or herein after developed without the previous express consent by the copyright owner, except for reproduction in daily press and regular printed publications on sale to the public within 60 days of the event related to those data/results and always provided that copyright symbol appears together as follows below.

© DORNA WSBK ORGANIZATION Srl 2023



Portimao 4.592 m

Pirelli Portuguese Round, 29 September - 1 October 2023
Ideal Times Tissot Superpole

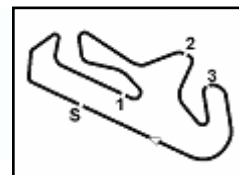
No. Rider	Nat	Bike	Seg. 1 Diff. 1	Seg. 2 Diff. 2	Seg. 3 Diff. 3	Seg. 4 Diff. 4	Ideal Time Best Lap	Pos.	Diff.
1 65 J. REA	GBR	Kawasaki ZX-10RR	31.541 +0.083	29.649	20.828	17.519	1'39.537 1'39.620	1	0.083
2 22 A. LOWES	GBR	Kawasaki ZX-10RR	31.552	29.731 +0.016	20.911	17.552	1'39.746 1'39.762	2	0.016
3 87 R. GARDNER	AUS	Yamaha YZF R1	31.532 +0.061	29.714 +0.178	21.035 +0.173	17.492 +0.022	1'39.773 1'40.207	9	0.434
4 55 A. LOCATELLI	ITA	Yamaha YZF R1	31.543	29.671	21.059 +0.087	17.512	1'39.785 1'39.872	3	0.087
5 21 M. RINALDI	ITA	Ducati Panigale V4R	31.512 +0.237	29.712 +0.245	21.030 +0.059	17.590	1'39.844 1'40.385	12	0.541
6 1 A. BAUTISTA	ESP	Ducati Panigale V4R	31.505	29.864 +0.063	21.122	17.365 +0.070	1'39.856 1'39.989	5	0.133
7 54 T. RAZGATLIOGLU	TUR	Yamaha YZF R1	31.578 +0.030	29.710	20.923	17.650	1'39.861 1'39.891	4	0.030
8 7 I. LECUONA	ESP	Honda CBR1000 RR-R	31.677 +0.068	29.765	21.028 +0.095	17.500	1'39.970 1'40.133	6	0.163
9 31 G. GERLOFF	USA	BMW M1000 RR	31.506 +0.235	29.835	21.119 +0.057	17.596 +0.037	1'40.056 1'40.385	13	0.329
10 60 M. VAN DER MARK	NED	BMW M1000 RR	31.652	29.893 +0.012	21.003 +0.083	17.514 +0.014	1'40.062 1'40.171	7	0.109
11 97 X. VIERGE	ESP	Honda CBR1000 RR-R	31.721 +0.058	29.884 +0.239	21.097 +0.029	17.425	1'40.127 1'40.453	14	0.326
12 5 P. OETTL	GER	Ducati Panigale V4R	31.643	29.788 +0.056	21.252 +0.046	17.477	1'40.160 1'40.262	10	0.102
13 9 D. PETRUCCI	ITA	Ducati Panigale V4R	31.740	29.786	21.148 +0.019	17.505	1'40.179 1'40.198	8	0.019
14 76 L. BAZ	FRA	BMW M1000 RR	31.578 +0.182	29.833 +0.212	21.145 +0.018	17.626	1'40.182 1'40.594	16	0.412
15 45 S. REDDING	GBR	BMW M1000 RR	31.744	29.898	21.115 +0.072	17.496 +0.056	1'40.253 1'40.381	11	0.128
16 47 A. BASSANI	ITA	Ducati Panigale V4R	31.682	30.063	21.113	17.615	1'40.473 1'40.473	15	
17 77 D. AEGERTER	SUI	Yamaha YZF R1	31.799 +0.076	29.903	21.217	17.601 +0.076	1'40.520 1'40.672	17	0.152
18 34 L. BALDASSARRI	ITA	Yamaha YZF R1	31.888 +0.213	29.903 +0.243	21.341 +0.005	17.529 +0.164	1'40.661 1'41.286	19	0.625
19 28 B. RAY	GBR	Yamaha YZF R1	32.010	29.939	21.239 +0.113	17.785 +0.061	1'40.973 1'41.147	18	0.174
20 53 T. RABAT	ESP	Kawasaki ZX-10RR	32.186	30.260	21.464	17.844	1'41.754 1'41.754	20	
21 32 I. VINALES	ESP	Kawasaki ZX-10RR	32.310 +0.010	30.320 +0.291	21.367	17.790 +0.033	1'41.787 1'42.121	22	0.334
22 35 H. SYHRIN	MAS	Honda CBR1000 RR-R	32.184 +0.082	30.396	21.406	17.819 +0.008	1'41.805 1'41.895	21	0.090
23 51 E. GRANADO	BRA	Honda CBR1000 RR-R	32.303	30.332 +0.076	21.549 +0.057	17.952 +0.029	1'42.136 1'42.298	23	0.162
24 16 G. RUIU	ITA	BMW M1000 RR	32.421 +0.062	30.496 +0.130	21.555 +0.024	17.800 +0.066	1'42.272 1'42.554	24	0.282
25 52 D. KONIG	CZE	Kawasaki ZX-10RR	32.830	30.739 +0.144	21.733	18.157 +0.032	1'43.459 1'43.635	25	0.176
Overall Ideal Time			31.505	29.649	20.828	17.365	1'39.347		

30/09/2023

These data/results cannot be reproduced, stored and/or transmitted in whole or in part by any manner of electronic, mechanical, photocopying, recording, broadcasting or otherwise now known or herein after developed without the previous express consent by the copyright owner, except for reproduction in daily press and regular printed publications on sale to the public within 60 days of the event related to those data/results and always provided that copyright symbol appears together as follows below.

© DORNA WSBK ORGANIZATION Srl 2023

FIGR PERUGIA TIMING

Portimao 4.592 m

1 / 3

Pirelli Portuguese Round, 29 September - 1 October 2023
Chronological Analysis Tissot Superpole

1° 65 J. REA [1'39.620]							
Lap	Seg1	Seg2	Seg3	Seg4	Lap Time	km/h	Local Time
1		30.556	21.581	17.668			11:12'28.928
2	31.665	29.812	20.954	17.534	1'39.965	314,1	11:14'08.893
3	31.619	29.860	21.021	37.328	1'59.828P	314,1	11:16'08.721
4	1'34.868	30.236	22.646	17.853	2'45.603P		11:18'54.324
5	31.624	29.649	20.828	17.519	1'39.620	312,3	11:20'33.944
6	31.541	29.656	20.986	17.734	1'39.917	315,0	11:22'13.861
7	31.735	32.932	23.519	17.945	1'46.131C	313,2	11:23'59.992
8	33.968	31.140	21.630	17.793	1'44.531C	303,5	11:25'44.523

7° 60 M. VAN DER MARK [1'40.171]								
Lap	Seg1	Seg2	Seg3	Seg4	Lap Time	km/h	Local Time	
1		31.926	23.333	18.312			11:12'03.821	
2	31.848	29.927	21.180	17.514	1'40.469	312,3	11:13'44.290	
3	31.653	29.984	21.003	17.535	1'40.175	315,0	11:15'24.465	
4	31.928	32.513	21.515	38.650	2'04.606P	315,0	11:17'29.071	
5	2'53.398	32.361	22.376	17.817	4'05.952P		11:21'35.023	
6	31.799	29.893	21.149	17.538	1'40.379C	315,0	11:23'15.402	
7	31.652	29.905	21.086	17.528	1'40.171	317,8	11:24'55.573	
8	31.911	33.173	21.918	17.992	1'44.994	315,0	11:26'40.567	

2° 22 A. LOWES [1'39.762]							
Lap	Seg1	Seg2	Seg3	Seg4	Lap Time	km/h	Local Time
1		30.647	21.620	17.888			11:12'29.550
2	31.552	29.747	20.911	17.552	1'39.762	309,6	11:14'09.312
3	31.636	30.037	21.035	38.570	2'01.278P	311,4	11:16'10.590
4	4'21.711	30.946	26.709	17.724	5'37.090P		11:21'47.680
5	31.652	29.731	29.191	17.903	1'48.477C	310,5	11:23'36.157

8° 9 D. PETRUCCI [1'40.198]								
Lap	Seg1	Seg2	Seg3	Seg4	Lap Time	km/h	Local Time	
1		38.594	26.931	19.082			11:12'14.547	
2	31.862	30.112	21.148	17.556	1'40.678	307,8	11:13'55.225	
3	31.812	29.908	21.250	17.617	1'40.587	305,2	11:15'35.812	
4	34.855	32.538	22.369	38.497	2'08.259P	291,3	11:17'44.071	
5	2'16.192	30.230	21.572	17.624	3'25.618P		11:21'09.689	
6	31.740	29.786	21.167	17.505	1'40.198	311,4	11:22'49.887	
7	31.777	29.917	21.156	17.621	1'40.471	305,2	11:24'30.358	
8	44.182	35.027	23.197	19.411	2'01.817	308,7	11:26'32.175	

3° 55 A. LOCATELLI [1'39.872]							
Lap	Seg1	Seg2	Seg3	Seg4	Lap Time	km/h	Local Time
1		31.199	21.758	17.812			11:11'56.539
2	31.935	30.043	21.092	17.741	1'40.811	306,1	11:13'37.350
3	31.678	30.124	21.175	17.528	1'40.505	307,8	11:15'17.855
4	32.129	29.953	21.279	38.504	2'01.865P	301,8	11:17'19.720
5	2'46.975	30.067	21.059	17.562	3'55.663P		11:21'15.383
6	31.543	29.671	21.146	17.512	1'39.872	309,6	11:22'55.255
7	31.662	29.780	21.244	17.647	1'40.333	307,8	11:24'35.888
8	32.381	29.966	21.433	17.803	1'41.583	313,2	11:26'17.171

9° 87 R. GARDNER [1'40.207]								
Lap	Seg1	Seg2	Seg3	Seg4	Lap Time	km/h	Local Time	
1		32.523	25.125	18.291			11:12'16.923	
2	32.034	30.143	21.149	17.492	1'40.818	307,8	11:13'57.741	
3	31.753	30.144	21.068	17.512	1'40.477	309,6	11:15'38.218	
4	34.223	32.019	22.564	38.679	2'07.485P	308,7	11:17'45.703	
5	2'53.046	31.463	24.060	18.083	4'06.652P		11:21'52.355	
6	31.532	29.714	21.035	17.483	1'39.764C	313,2	11:23'32.119	
7	31.593	29.892	21.208	17.514	1'40.207	312,3	11:25'12.326	

4° 54 T. RAZGATLIOGLU [1'39.891]							
Lap	Seg1	Seg2	Seg3	Seg4	Lap Time	km/h	Local Time
1		30.794	21.436	17.966			11:11'57.189
2	31.687	29.848	21.081	17.659	1'40.275	315,9	11:13'37.464
3	31.578	29.909	21.050	17.729	1'40.266	309,6	11:15'17.730
4	31.728	29.778	21.284	39.042	2'01.832P	315,0	11:17'19.562
5	2'44.145	30.894	21.382	17.941	3'54.362P		11:21'13.924
6	31.608	29.710	20.923	17.650	1'39.891	315,0	11:22'53.815
7	31.681	29.819	20.975	17.750	1'40.225	315,0	11:24'34.040
8	31.977	29.864	21.145	17.670	1'40.656	315,0	11:26'14.696

10° 5 P. OETTL [1'40.262]								
Lap	Seg1	Seg2	Seg3	Seg4	Lap Time	km/h	Local Time	
1		30.788	21.729	17.585			11:11'53.886	
2	31.643	29.844	21.298	17.477	1'40.262	308,7	11:13'34.148	
3	31.718	30.065	21.378	17.698	1'40.859	307,8	11:15'15.007	
4	39.464	30.479	21.495	37.604	2'09.042P	280,0	11:17'24.049	
5	3'34.803	30.441	21.693	17.552	4'44.489P		11:22'08.538	
6	31.690	29.788	21.252	17.504	1'40.234C	308,7	11:23'48.772	
7	34.671	31.542	24.341	17.874	1'48.428C	263,0	11:25'37.200	

5° 1 A. BAUTISTA [1'39.989]							
Lap	Seg1	Seg2	Seg3	Seg4	Lap Time	km/h	Local Time
1		30.944	21.375	17.454			11:11'52.124
2	31.832	30.158	21.177	17.398	1'40.565	307,8	11:13'32.689
3	31.505	29.927	21.122	17.435	1'39.989	310,5	11:15'12.678
4	32.029	33.645	22.494	38.587	2'06.755P	310,5	11:17'19.433
5	2'39.687	30.667	21.202	17.390	3'48.946P		11:21'08.379
6	31.666	29.864	21.126	17.365	1'40.021	309,6	11:22'48.400
7	31.735	30.023	21.123	17.454	1'40.335	311,4	11:24'28.735
8	31.764	30.248	21.203	17.444	1'40.659	310,5	11:26'09.394

11° 45 S. REDDING [1'40.381]								
Lap	Seg1	Seg2	Seg3	Seg4	Lap Time	km/h	Local Time	
1		31.057	21.656	17.496			11:11'52.812	
2	32.128	30.040	21.115	17.516	1'40.799	303,5	11:13'33.611	
3	31.873	30.144	21.149	17.601	1'40.767	298,5	11:15'14.378	
4	50.985	30.717	21.642	17.606	7'44.742	284,4	11:22'59.120	
5	31.744	29.898	21.187	17.552	1'40.381	311,4	11:24'39.501	
6	35.323	31.368	22.013	17.778	1'46.482	315,9	11:26'25.983	

6° 7 I. LECUONA [1'40.133]							
Lap	Seg1	Seg2	Seg3	Seg4	Lap Time	km/h	Local Time
1		30.689	21.458	18.097			11:12'30.052
2	31.832	29.873	21.028	17.520	1'40.253	310,5	11:14'10.305
3	31.677	30.101	21.143	38.292	2'01.213P	310,5	11:16'11.518
4	3'47.795	30.665	21.255	17.512	4'57.227P		11:21'08.745
5	31.745	29.765	21.123	17.500	1'40.133	303,5	11:22'48.878
6	31.872	29.986	21.148	17.583	1'40.589	306,1	11:24'29.467
7	37.406	30.341	22.650	17.799	1'48.196	306,1	11:26'17.663

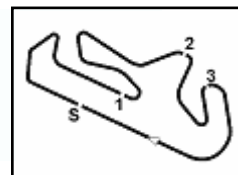
12° 31 G. GERLOFF [1'40.385]								
Lap	Seg1	Seg2	Seg3	Seg4	Lap Time	km/h	Local Time	
1		31.376	21.811	17.596			11:11'52.453	
2	32.020	30.024	21.135	17.675	1'40.854	304,4	11:13'33.307	
3	31.819	30.034	21.119	17.664	1'40.636	307,0	11:15'13.943	
4	32.448	30.359	25.494	39.102	2'07.403P	305,2	11:17'21.346	
5	3'07.228	31.069	27.769	17.917	4'23.983P		11:21'45.329	
6	31.506	29.930	21.548	18.055	1'41.039C	315,0	11:23'26.368	
7	31.741	29.835	21.176	17.633	1'40.385	312,3	11:25'06.753	

30/09/2023

P = Pits In/Out - C = Lap Time Cancelled

These data/results cannot be reproduced, stored and/or transmitted in whole or in part by any manner of electronic, mechanical, photocopying, recording, broadcasting or otherwise now known or herein after developed without the previous express consent by the copyright owner, except for reproduction in daily press and regular printed publications on sale to the public within 60 days of the event related to those data/results and always provided that copyright symbol appears together as follows below.

© DORNA WSBK ORGANIZATION Srl 2023



Pirelli Portuguese Round, 29 September - 1 October 2023

Chronological Analysis Tissot Superpole

13° 21 M. RINALDI [1'40.385]

Lap	Seg1	Seg2	Seg3	Seg4	Lap Time	km/h	Local Time
1		31.396	21.985	17.773			11:13'03.996
2	31.749	29.957	21.089	17.590	1'40.385	307,0	11:14'44.381
3	31.761	30.057	21.314	17.961	1'41.093	308,7	11:16'25.474
4	35.567	33.550	23.080	40.557	2'12.754P	275,7	11:18'38.228
5	2'19.961	30.481	21.653	17.699	3'29.794P		11:22'08.022
6	31.512	29.712	21.030	17.470	1'39.724C	312,3	11:23'47.746
7	34.977	35.173	23.501	18.753	1'52.404C	270,2	11:25'40.150

14° 97 X. VIERGE [1'40.453]

Lap	Seg1	Seg2	Seg3	Seg4	Lap Time	km/h	Local Time
1		31.791	23.221	18.251			11:12'30.355
2	31.779	30.123	21.126	17.425	1'40.453	307,0	11:14'10.808
3	31.721	29.958	21.097	38.303	2'01.079P	314,1	11:16'11.887
4	3'51.642	30.990	21.736	17.757	5'02.125P		11:21'14.012

15° 47 A. BASSANI [1'40.473]

Lap	Seg1	Seg2	Seg3	Seg4	Lap Time	km/h	Local Time
1		35.042	24.194	20.964			11:12'10.979
2	31.929	30.313	21.157	17.661	1'41.060	311,4	11:13'52.039
3	31.935	30.334	24.346	39.166	2'05.781P	309,6	11:15'57.820
4	4'20.235	32.282	22.330	17.859	5'32.706P		11:21'30.526
5	31.783	30.199	21.201	17.688	1'40.871C	309,6	11:23'11.397
6	31.682	30.063	21.113	17.615	1'40.473	308,7	11:24'51.870
7	39.041	31.707	22.181	18.009	1'50.938	313,2	11:26'42.808

16° 76 L. BAZ [1'40.594]

Lap	Seg1	Seg2	Seg3	Seg4	Lap Time	km/h	Local Time
1		31.594	21.560	17.681			11:11'52.746
2	31.994	29.996	21.145	17.633	1'40.768	305,2	11:13'33.514
3	31.760	30.045	21.163	17.626	1'40.594	305,2	11:15'14.108
4	32.615	30.472	21.632	38.631	2'03.350P	296,1	11:17'17.458
5	3'11.582	30.956	27.787	18.108	4'28.433P		11:21'45.891
6	31.578	31.942	29.260	18.031	1'50.811C	313,2	11:23'36.702
7	31.803	29.833	21.390	17.652	1'40.678	315,9	11:25'17.380

17° 77 D. AEGERTER [1'40.672]

Lap	Seg1	Seg2	Seg3	Seg4	Lap Time	km/h	Local Time
1		35.319	21.762	18.543			11:12'31.891
2	31.969	29.989	21.302	17.720	1'40.980	307,8	11:14'12.871
3	31.800	30.131	21.275	17.601	1'40.807	310,5	11:15'53.678
4	31.847	30.241	22.067	37.272	2'01.427P	310,5	11:17'55.105
5	2'51.977	30.870	22.108	17.872	4'02.827P		11:21'57.932
6	31.799	30.035	21.405	17.960	1'41.199C	308,7	11:23'39.131
7	31.875	29.903	21.217	17.677	1'40.672	311,4	11:25'19.803

18° 28 B. RAY [1'41.147]

Lap	Seg1	Seg2	Seg3	Seg4	Lap Time	km/h	Local Time
1		32.458	25.114	18.639			11:12'12.738
2	32.389	30.150	21.239	17.785	1'41.563	308,7	11:13'54.301
3	32.186	35.101	22.366	42.012	2'11.665P	310,5	11:16'05.966
4	4'08.625	38.470	26.136	23.422	5'36.653P		11:21'42.619
5	32.115	30.319	23.521	18.007	1'43.962C	307,0	11:23'26.581
6	32.010	29.939	21.352	17.846	1'41.147	307,8	11:25'07.728

19° 34 L. BALDASSARRI [1'41.286]

Lap	Seg1	Seg2	Seg3	Seg4	Lap Time	km/h	Local Time
1		30.794	21.691	17.841			11:11'55.045
2	32.213	31.052	22.074	17.613	1'42.952	304,4	11:13'37.997

30/09/2023 P = Pits In/Out - C = Lap Time Cancelled

These data/results cannot be reproduced, stored and/or transmitted in whole or in part by any manner of electronic, mechanical, photocopying, recording, broadcasting or otherwise now known or herein after developed without the previous express consent by the copyright owner, except for reproduction in daily press and regular printed publications on sale to the public within 60 days of the event related to those data/results and always provided that copyright symbol appears together as follows below.

© DORNA WSBK ORGANIZATION Srl 2023

3	32.101	30.146	21.346	17.693	1'41.286	307,0	11:15'19.283
4	37.487	31.876	22.261	38.454	2'10.078P	289,7	11:17'29.361
5	3'29.988	30.415	21.441	17.529	4'39.373P		11:22'08.734
6	31.888	29.903	21.341	17.600	1'40.732C	299,3	11:23'49.466
7	34.332	31.546	24.309	17.715	1'47.902C	293,7	11:25'37.368

20° 53 T. RABAT [1'41.754]

Lap	Seg1	Seg2	Seg3	Seg4	Lap Time	km/h	Local Time
1		32.206	25.368	18.113			11:12'17.246
2	32.579	30.794	21.509	17.968	1'42.850	296,1	11:14'00.096
3	32.648	31.080	21.503	17.980	1'43.211	308,7	11:15'43.307
4	35.976	32.200	24.964	36.698	2'09.838P	271,6	11:17'53.145
5	2'45.847	31.446	24.101	18.120	3'59.514P		11:21'52.659
6	32.380	30.365	21.803	19.883	1'44.431C	301,8	11:23'37.090
7	32.186	30.260	21.464	17.844	1'41.754	306,1	11:25'18.844

21° 35 H. SYAHRIN [1'41.895]

Lap	Seg1	Seg2	Seg3	Seg4	Lap Time	km/h	Local Time
1		34.428	23.522	19.039			11:12'04.181
2	32.266	30.396	21.406	17.827	1'41.895	296,9	11:13'46.076
3	32.428	34.804	25.687	40.947	2'13.866P	301,8	11:15'59.942
4	4'17.328	36.481	23.760	17.819	5'35.388P		11:21'35.330
5	32.184	30.518	25.717	23.744	1'52.163C	307,0	11:23'27.493
6	40.547	41.613	42.810	43.198	2'48.168P	294,5	11:26'15.661

22° 32 I. VINALES [1'42.121]

Lap	Seg1	Seg2	Seg3	Seg4	Lap Time	km/h	Local Time
1		31.473	23.142	18.269			11:12'30.616
2	32.320	30.611	21.367	17.823	1'42.121	297,7	11:14'12.737
3	32.431	30.578	21.398	17.790	1'42.197	289,7	11:15'54.934
4	32.860	31.189	21.784	38.339	2'04.172P	299,3	11:17'59.106
5	2'19.302	32.140	22.491	18.255	3'32.188P		11:21'31.294
6	32.310	30.320	21.513	17.764	1'41.907C	301,0	11:23'13.201
7	38.845	31.722	28.272	21.241	2'00.080	294,5	11:25'13.281

23° 51 E. GRANADO [1'42.298]

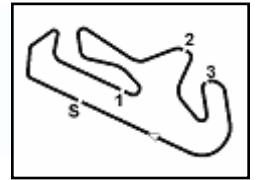
Lap	Seg1	Seg2	Seg3	Seg4	Lap Time	km/h	Local Time
1		31.507	22.073	18.921			11:11'57.799
2	32.358	30.609	21.638	17.952	1'42.557	307,8	11:13'40.356
3	32.509	30.431	21.549	17.962	1'42.451	306,1	11:15'22.807
4	37.111	31.145	22.099	39.676	2'10.031P	299,3	11:17'32.838
5	2'51.111	32.008	22.483	18.151	4'03.753P		11:21'36.591
6	32.569	30.332	26.412	22.020	1'51.333C	310,5	11:23'27.924
7	32.303	30.408	21.606	17.981	1'42.298	308,7	11:25'10.222

24° 16 G. RUIJU [1'42.554]

Lap	Seg1	Seg2	Seg3	Seg4	Lap Time	km/h	Local Time
1		31.585	22.035	18.158			11:11'54.448
2	32.604	31.430	22.350	17.800	1'44.184	297,7	11:13'38.632
3	32.483	30.626	21.579	17.866	1'42.554	296,9	11:15'21.186
4	35.244	33.001	22.422	39.142	2'09.809P	289,0	11:17'30.995
5	2'43.897	34.797	23.190	17.847	3'59.731P		11:21'30.726
6	32.421	30.496	21.555	17.937	1'42.409C	292,1	11:23'13.135
7	35.980	33.428	26.548	18.921	1'54.877	307,8	11:25'08.012

25° 52 O. KONIG [1'43.635]

Lap	Seg1	Seg2	Seg3	Seg4	Lap Time	km/h	Local Time
1		31.817	22.079	18.555			11:11'58.238
2	34.525	31.696	24.211	18.369	1'48.801	294,5	11:13'47.039
3	33.106	30.916	24.506	39.557	2'08.085P	292,1	11:15'55.124
4	4'22.414	37.059	24.075	18.157	5'41.705P		11:21'36.829



5	32.871	30.739	26.265	21.742	1'51.617C	289,7	11:23'28.446
6	32.830	30.883	21.733	18.189	1'43.635	300,2	11:25'12.081

30/09/2023 P = Pits In/Out - C = Lap Time Cancelled

These data/results cannot be reproduced, stored and/or transmitted in whole or in part by any manner of electronic, mechanical, photocopying, recording, broadcasting or otherwise now known or herein after developed without the previous express consent by the copyright owner, except for reproduction in daily press and regular printed publications on sale to the public within 60 days of the event related to those data/results and always provided that copyright symbol appears together as follows below.

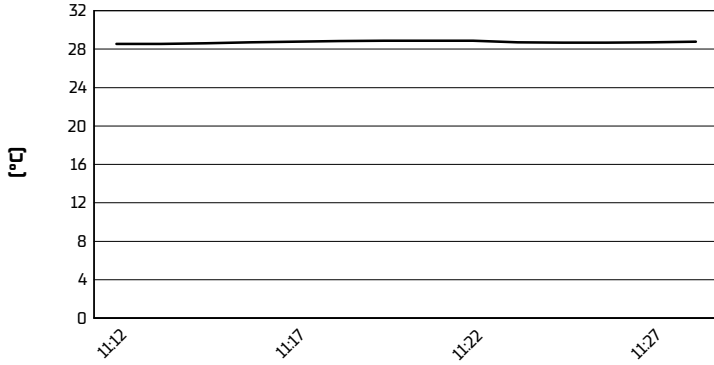
© DORNA WSBK ORGANIZATION Srl 2023

Pirelli Portuguese Round, 29 September - 1 October 2023

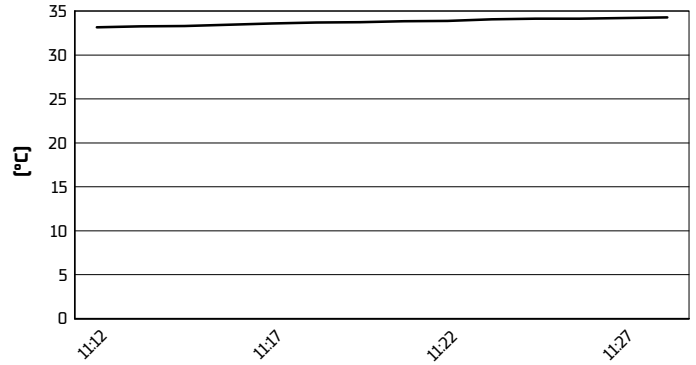
Weather Report Tissot Superpole

Session started 11:10 - Session ended 11:30


Air Temperature



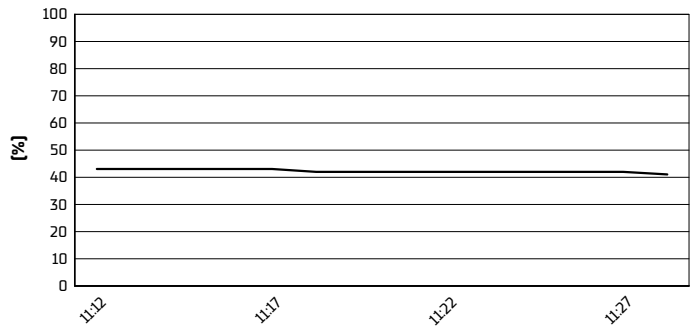
Track Temperature



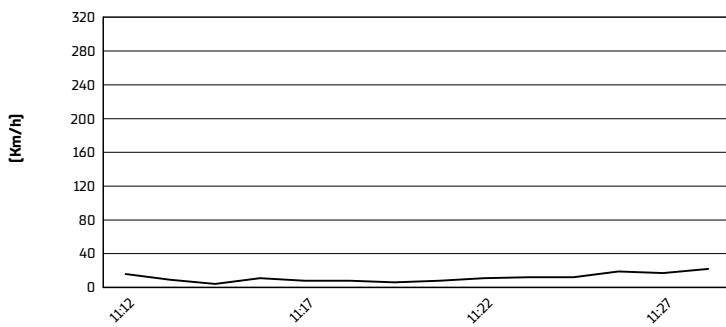
Air Pressure



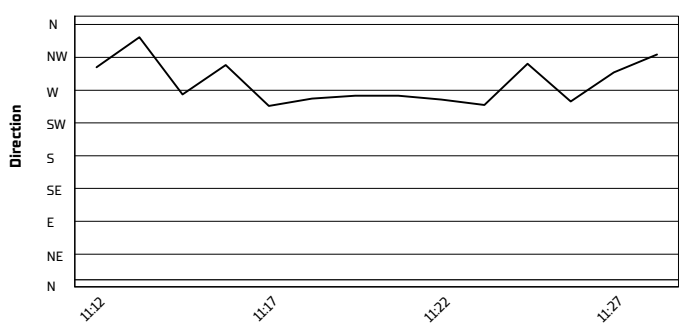
Humidity



Wind Speed



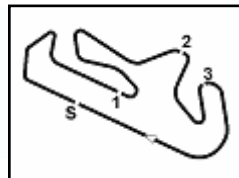
Wind Direction



30/09/2023

These data/results cannot be reproduced, stored and/or transmitted in whole or in part by any manner of electronic, mechanical, photocopying, recording, broadcasting or otherwise now known or herein after developed without the previous express consent by the copyright owner, except for reproduction in daily press and regular printed publications on sale to the public within 60 days of the event related to those data/results and always provided that copyright symbol appears together as follows below.

© DORNA WSBK ORGANIZATION Srl 2023



Portimao 4.592 m

Pirelli Portuguese Round, 29 September - 1 October 2023

Tissot Superpole Ranking

	2020	2021	2022	2023
01 Philip Island	Sykes (Gbr) Bmw 1'29.230 (179,3 Km/h)		Bautista (Esp) Duc 1'29.815 (178,2 Km/h)	Razgatlioglu (Tur) Yam 1'29.400 (179,0 Km/h)
02 Mandalika		Razgatlioglu (Tur) Yam 1'32.877 (166,7 Km/h)	Razgatlioglu (Tur) Yam 1'31.371 (169,4 Km/h)	Razgatlioglu (Tur) Yam 1'32.037 (168,2 Km/h)
03 Assen		Rea (Gbr) Kaw 1'33.842 (174,2 Km/h)	Razgatlioglu (Tur) Yam 1'32.934 (175,9 Km/h)	Bautista (Esp) Duc 1'33.542 (174,8 Km/h)
04 Barcelona	Rea (Gbr) Kaw 1'41.619 (163,9 Km/h)	Sykes (Gbr) Bmw 1'40.408 (165,9 Km/h)	Lecuona (Esp) Hon 1'40.766 (165,3 Km/h)	Bautista (Esp) Duc 1'40.264 (166,1 Km/h)
05 Misano		Rea (Gbr) Kaw 1'33.416 (156,5 Km/h)	Bautista (Esp) Duc 1'33.328 (156,6 Km/h)	Bautista (Esp) Duc 1'33.017 (157,1 Km/h)
06 Donington		Rea (Gbr) Kaw 1'40.101 (113,2 Km/h)	Rea (Gbr) Kaw 1'26.080 (131,7 Km/h)	Rea (Gbr) Kaw 1'26.041 (131,8 Km/h)
07 Imola				Razgatlioglu (Tur) Yam 1'45.959 (167,6 Km/h)
08 Most		Rea (Gbr) Kaw 1'31.684 (165,4 Km/h)	Rea (Gbr) Kaw 1'30.947 (166,7 Km/h)	Razgatlioglu (Tur) Yam 1'30.801 (167,0 Km/h)
09 Magny-Cours	Lavery (Irl) Bmw 1'48.644 (140,0 Km/h)	Rea (Gbr) Kaw 1'35.683 (159,0 Km/h)	Rea (Gbr) Kaw 1'36.124 (158,2 Km/h)	Gerloff (Usa) Bmw 1'35.453 (159,3 Km/h)
10 Aragon	Rea (Gbr) Kaw 1'48.767 (168,0 Km/h)	Rea (Gbr) Kaw 1'48.458 (168,5 Km/h)	Razgatlioglu (Tur) Yam 1'48.267 (168,8 Km/h)	Rea (Gbr) Kaw 1'47.973 (169,3 Km/h)
11 Portimao	Rea (Gbr) Kaw 1'40.676 (164,2 Km/h)	Razgatlioglu (Tur) Yam 1'40.219 (165,0 Km/h)	Rea (Gbr) Kaw 1'39.610 (166,0 Km/h)	Rea (Gbr) Kaw 1'39.620 (165,9 Km/h)
12 Jerez	Redding (Gbr) Duc 1'38.736 (161,3 Km/h)	Razgatlioglu (Tur) Yam 1'38.512 (161,6 Km/h)		

2023

- 4 T. Razgatlioglu
- 3 A. Bautista
- 2 J. Rea
- 1 G. Gerloff

ALL TIMES

- | | | | |
|--------------------|----------------|------------------|-------------------|
| 51 T. Sykes | 7 R. Laconi | 2 M. Campbell | 1 S. Hislop |
| 43 T. Corser | 6 C. Crutchlow | 2 A. Gobert | 1 J. Hopkins |
| 42 J. Rea | 6 J. Kocinski | 2 M. Lucchinelli | 1 I. Jaitovich |
| 26 T. Bayliss | 5 M. Biaggi | 2 B. Monti | 1 T. Kipp |
| 21 C. Fogarty | 5 D. Giugliano | 2 Y. Nagai | 1 L. Lanzi |
| 17 D. Polen | 4 S. Guintoli | 2 M. Neukirchner | 1 I. Lecuona |
| 16 N. Hodgson | 4 E. Laverty | 2 S. Redding | 1 A. Lowes |
| 15 C. Edwards | 4 M. Melandri | 2 D. Tardozzi | 1 M. Mladin |
| 12 T. Razgatlioglu | 4 F. Merkel | 2 A. Yanagawa | 1 F. Nieto |
| 11 B. Spies | 4 J. Toseland | 1 A. Badovini | 1 J. Reynolds |
| 10 C. Checa | 3 L. Haslam | 1 R. Burnett | 1 M. Tamada |
| 10 P. Chilli | 3 Y. Kagayama | 1 D. Chandler | 1 M. van der Mark |
| 9 A. Bautista | 3 S. Martin | 1 S. Crafar | 1 A. Vieira |
| 9 R. Roche | 3 S. Mertens | 1 M. Doohan | 1 R. Xaus |
| 8 G. Falappa | 3 R. Phillis | 1 M. Dowson | |
| 8 S. Russell | 3 J. Smrz | 1 M. Fabrizio | |
| 8 A. Slight | 3 C. Vermeulen | 1 G. Gerloff | |
| 7 C. Davies | 2 L. Baz | 1 P. Goddard | |
| 7 N. Haga | 2 B. Bostrom | 1 T. Hill | |

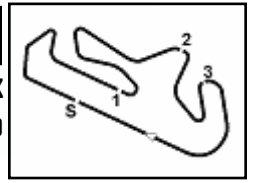
30/09/2023

These data/results cannot be reproduced, stored and/or transmitted in whole or in part by any manner of electronic, mechanical, photocopying, recording, broadcasting or otherwise now known or herein after developed without the previous express consent by the copyright owner, except for reproduction in daily press and regular printed publications on sale to the public within 60 days of the event related to those data/results and always provided that copyright symbol appears together as follows below.

© DORNA WSBK ORGANIZATION Srl 2023

FICR PERUGIA TIMING





Portimao 4.592 m

Pirelli Portuguese Round, 29 September - 1 October 2023

Tissot Superpole Award

Points	Points From First	Points From Previous	February 26		March 5		April 23		May 7		June 4		July 2		July 16		July 30		September 10		September 24		October 1		October 29		
			PHILLIP ISLAND	MANDALIKA	ASSEN	BARCELONA	MISANO	DONINGTON PARK	IMOLA	MOST	MAGNY-COURS	ARAGON	PORTIMAO	JEREZ													
1	RAZGATLIOGLU	190	12	7	12	12	7	7	2	9	9	9	6	12	12	12	12	6	12	7	7	6					
2	BAUTISTA	184	6	9	12	7	12	12	12	12	12	12	9	9	6	9	7	9	9	9	12	5					
3	REA	141	49	43	6	3	5	6	9	9	7	4	5	12	7	3	6	5	9	5	7	12	9	12			
4	LOCATELLI	99	91	42	1	5	9	9	4	5	7		3	3	6	9	7	3	3	6	6	6	7				
5	RINALDI	76	114	23	4	9	6	3			6	2	7	7	1	2	5	2	5	7	5	5					
6	LOWES	67	123	9	2	6	1	7	6	6	4	5		4	5	4	3	3	2				9				
7	BASSANI	56	134	11	1	3	5	2	4			5	6	2	7	4	6	6	2	3							
8	PETRUCCI	42	148	14			2	1			6	7	5	2	9	2	1	5			2						
9	AEGERTER	37	153	5	7			3	3	9	4	3	4					4									
10	LECUONA	27	163	10	2				5	6	2								4	4	4						
11	GERLOFF	26	164	1					1	3	1	3			4	1	12		1								
12	GARDNER	20	170	6	3				3	1					7	4			1		1						
13	REDDING	15	175	5			1	5	2					1	5	1											
14	OETTL	13	177	2	5	4													2	2							
15	VIERGE	13	177	0			4	1	1	2					1		1	1	3								
16	BAZ	12	178	1			4								1		4	3									
17	VAN DER MARK	5	185	7			2														3						
18	RAY	4	186	1											4												
19	SYKES	2	188	2									2														

30/09/2023 Odd points columns: Tissot Superpole Even points columns: Tissot Superpole Race

These data/results cannot be reproduced, stored and/or transmitted in whole or in part by any manner of electronic, mechanical, photocopying, recording, broadcasting or otherwise now known or herein after developed without the previous express consent by the copyright owner, except for reproduction in daily press and regular printed publications on sale to the public within 60 days of the event related to those data/results and always provided that copyright symbol appears together as follows below.

© DORNA WSBK ORGANIZATION Srl 2023